



West Ga. at Vanderbilt

12/21/24 Memorial Gymnasium (Vanderbilt), Nashville
2024-25 Women's Basketball

Game Time: 11:00 AM
Game Duration: 1:43
Attendance: 2,634

Officials: Eric Brewton, Meadow Overstreet, Christopher Saucedo

West Ga. - 68

Record: 5-5

NO.	Name	F	Min	FG			3P			FT			Rebounds			Fouls		TP	AS	TO	ST	Blocks		+/-
				M-A	M-A	M-A	OR	DR	TOT	PF	FD	BS	BA											
12	Destiny Jones	F	28:19	2-6	0-0	0-2	5	4	9	2	2	4	0	4	1	2	3	-37						
14	Amanda Blake	C	23:09	5-8	0-0	0-2	2	5	7	1	1	10	1	2	0	0	2	-3						
2	Zuriyah Davis	G	24:51	3-14	2-8	0-0	0	1	1	1	1	8	1	3	1	0	1	-29						
3	Mykah Anderson	G	19:42	2-7	2-3	2-2	1	3	4	2	3	8	4	6	3	0	1	-22						
5	Grace O'Gara	G	24:44	3-9	3-8	0-0	2	1	3	1	0	9	5	2	1	1	1	-22						
32	K'Nari Holliday		25:48	1-3	0-1	0-0	0	6	6	4	0	2	2	3	0	0	0	-31						
1	Sydne Tolbert		29:02	6-14	1-4	2-2	3	0	3	2	1	15	3	4	1	0	1	-32						
13	Becca Ledford		16:14	3-6	2-4	2-2	1	0	1	1	1	10	2	0	1	0	0	-3						
15	Riley Black		04:09	0-1	0-1	2-2	0	2	2	0	1	2	0	2	0	0	0	1						
21	Hannah Hicks		01:26	0-0	0-0	0-0	0	0	0	0	0	0	1	0	0	0	0	-1						
10	Calie Thrower		01:18	0-0	0-0	0-0	0	0	0	0	0	0	0	0	0	0	0	2						
11	Gal-la Font		01:18	0-0	0-0	0-0	0	0	0	0	0	0	0	0	0	0	0	2						
Team							4	1	5			0		0										
Totals				25-68	10-29	8-12	18	23	41	14	10	68	19	26	8	3	9	-35						

Shooting By Period		
1st FG%	5-15	33.3%
3PT%	2-4	50.0%
FT%	2-2	100%
2nd FG%	4-14	28.6%
3PT%	1-6	16.7%
FT%	4-4	100%
3rd FG%	10-22	45.5%
3PT%	5-12	41.7%
FT%	0-2	0%
4th FG%	6-17	35.3%
3PT%	2-7	28.6%
FT%	2-4	50%
GM FG%	25-68	36.8%
3PT%	10-29	34.5%
FT%	8-12	66.7%

Technical Fouls: Anderson 4th2:44

Dead Ball Rebounds: 2, 0

Vanderbilt - 103

Record: 12-1

NO.	Name	F	Min	FG			3P			FT			Rebounds			Fouls		TP	AS	TO	ST	Blocks		+/-
				M-A	M-A	M-A	OR	DR	TOT	PF	FD	BS	BA											
10	Jane Nwaba	F	15:03	2-2	1-1	0-0	1	1	2	1	1	5	1	1	1	0	0	21						
12	Khamil Pierre	F	22:43	10-15	0-0	3-4	4	6	10	4	4	23	3	1	3	1	0	26						
1	Mikayla Blakes	G	27:09	12-20	0-6	0-0	2	2	4	1	0	24	6	2	3	0	1	22						
11	Jordyn Oliver	G	17:45	0-0	0-0	0-0	1	1	2	0	0	0	2	2	4	3	0	38						
23	Iyana Moore	G	21:29	5-16	3-9	3-4	1	1	2	0	2	16	0	2	1	0	0	26						
4	Madison Greene		11:26	0-6	0-1	2-2	2	1	3	0	1	2	1	0	1	0	2	13						
14	Aiyana Mitchell		16:07	2-4	0-0	4-4	3	2	5	0	2	8	2	0	0	2	0	7						
5	Leilani Kapinus		23:40	4-7	1-3	1-1	0	1	1	3	1	10	4	2	1	1	0	11						
24	Aga Makurat		16:42	0-4	0-4	0-0	3	2	5	0	0	0	2	1	0	1	0	1						
13	Justine Pissott		11:13	1-2	1-1	0-2	1	4	5	1	1	3	1	1	1	0	0	4						
2	Jada Brown		10:00	2-3	1-2	1-2	0	2	2	1	1	6	0	0	2	0	0	8						
30	Trinity Wilson		06:43	3-5	0-0	0-0	0	2	2	0	0	6	1	1	0	1	0	-2						
Team							6	2	8			0		0										
Totals				41-84	7-27	14-19	24	27	51	11	13	103	23	13	17	9	3	35						

Shooting By Period		
1st FG%	11-27	40.7%
3PT%	0-10	0.0%
FT%	2-4	50%
2nd FG%	14-21	66.7%
3PT%	5-6	83.3%
FT%	2-2	100%
3rd FG%	8-18	44.4%
3PT%	0-4	0.0%
FT%	4-4	100%
4th FG%	8-18	44.4%
3PT%	2-7	28.6%
FT%	6-9	66.7%
GM FG%	41-84	48.8%
3PT%	7-27	25.9%
FT%	14-19	73.7%

Technical Fouls: Pissott 4th2:44

Dead Ball Rebounds: 1, 0

	Wolves	Vandy
Biggest lead	0 (1 st 10:00)	42 (4 th 4:44)
Best Scoring Run	8 (3 rd 1:23)	15 (1 st 7:21)
Lead Changes	0	
Times Tied	0	
Time with Lead	00:00	39:30

Points from	Wolves	Vandy
Turnovers	16	37
Paint	22	62
Second Chance	13	29
Fast Breaks	16	30
Bench	29	35

	Period by Period Scoring				
	1st	2nd	3rd	4th	TOT
Wolves	14	13	25	16	68
Vandy	24	35	20	24	103



Period 1

Quarter Starters:

Vandy	1 Blakes M	10 Nwaba J	11 Oliver J	12 Pierre K	23 Moore I
Wolves	2 Davis Z	3 Anderson M	5 O'Gara G	12 Jones D	14 Blake A

Game Time	Vandy	Score	Diff	Wolves
10:00	12 PIERRE K jumpball lost			14 BLAKE A jumpball won
09:36	10 NWABA J steal (1)			2 DAVIS Z turnover bad pass (1)
09:30	12 PIERRE K foul drawn (1)			14 BLAKE A foul shooting (1 - 1)
09:30				14 BLAKE A substitution out
09:30				32 HOLLIDAY K substitution in
09:30	12 PIERRE K free throw fast break 1 - 2 made (1)	1-0	1	
09:30	12 PIERRE K free throw fast break 2 - 2 missed			
09:29	1 BLAKES M offensive rebound (1)			
09:27	1 BLAKES M 2pt FG second chance in the paint, layup blocked			
09:27				12 JONES D block (1)
09:26	offensive rebound (2)			
09:20	12 PIERRE K 2pt FG second chance in the paint, turnaround jump shot made (3)	3-0	3	
09:20	1 BLAKES M assist (1)			
09:10	23 MOORE I steal (1)			32 HOLLIDAY K turnover bad pass (1)
09:02	1 BLAKES M 2pt FG fast break from turnover in the paint, driving layup made (2)	5-0	5	
08:54	12 PIERRE K steal (1)			3 ANDERSON M turnover bad pass (1)
08:51	1 BLAKES M 2pt FG fast break from turnover in the paint, driving layup made (4)	7-0	7	
08:51	12 PIERRE K assist (1)			
08:31				12 JONES D 2pt FG in the paint, layup blocked
08:31	11 OLIVER J block (1)			
08:30				offensive rebound (1)
08:29	11 OLIVER J steal (1)			5 O'GARA G turnover bad pass (1)
08:23	1 BLAKES M 2pt FG fast break from turnover in the paint, driving layup made (6)	9-0	9	
08:23	12 PIERRE K assist (2)			
08:23				Timeout 30 Sec
08:23	Timeout media			
08:09	11 OLIVER J steal (2)			2 DAVIS Z turnover bad pass (2)
08:04	12 PIERRE K 2pt FG fast break from turnover in the paint, driving layup made (5)	11-0	11	
08:04	11 OLIVER J assist (1)			
07:48	1 BLAKES M steal (1)			12 JONES D turnover lost ball (1)
07:43	12 PIERRE K 2pt FG from turnover in the paint, driving layup made (7)	13-0	13	
07:43	1 BLAKES M assist (2)			
07:27				3 ANDERSON M 2pt FG in the paint, driving layup blocked
07:27	11 OLIVER J block (2)			
07:24	12 PIERRE K defensive rebound (1)			
07:21	1 BLAKES M 2pt FG fast break in the paint, driving layup made (8)	15-0	15	
07:03				2 DAVIS Z 2pt FG in the paint, driving layup missed
07:00	12 PIERRE K defensive rebound (2)			



Officials: Eric Brewton, Meadow Overstreet, Christopher Saucedo

Game Time	Vandy	Score	Diff	Wolves
06:55	23 MOORE I 3pt FG , pull up jump shot missed			
06:51	11 OLIVER J offensive rebound (1)			
06:50	10 NWABA J turnover lost ball (1)			3 ANDERSON M steal (1)
06:43		15-3	12	5 O'GARA G 3pt FG fast break from turnover, jump shot made (3)
06:43				3 ANDERSON M assist (1)
06:24	12 PIERRE K 2pt FG in the paint, driving layup made (9)	17-3	14	
06:24	1 BLAKES M assist (3)			
06:05				5 O'GARA G 3pt FG , jump shot missed
06:02	11 OLIVER J defensive rebound (2)			
05:57	23 MOORE I 2pt FG in the paint, driving layup missed			
05:53				32 HOLLIDAY K defensive rebound (1)
05:46				2 DAVIS Z 3pt FG , jump shot missed
05:43	1 BLAKES M defensive rebound (2)			
05:37	1 BLAKES M 3pt FG , pull up jump shot missed			
05:34				3 ANDERSON M defensive rebound (1)
05:33	12 PIERRE K foul personal (1 - 1)			3 ANDERSON M foul drawn (1)
05:33	10 NWABA J substitution out			
05:33	11 OLIVER J substitution out			
05:33	4 GREENE M substitution in			
05:33	14 MITCHELL A substitution in			
05:33				2 DAVIS Z substitution out
05:33				3 ANDERSON M substitution out
05:33				5 O'GARA G substitution out
05:33				12 JONES D substitution out
05:33				1 TOLBERT S substitution in
05:33				13 LEDFORD B substitution in
05:33				14 BLAKE A substitution in
05:33				15 BLACK R substitution in
05:22				1 TOLBERT S turnover travel (1)
05:10	1 BLAKES M 3pt FG from turnover, pull up jump shot missed			
05:06	12 PIERRE K offensive rebound (3)			
05:05	12 PIERRE K 2pt FG from turnover second chance in the paint, layup missed			
05:04	offensive rebound (9)			
05:01	23 MOORE I 3pt FG from turnover second chance, jump shot missed			
04:57				32 HOLLIDAY K defensive rebound (2)
04:44		17-5	12	14 BLAKE A 2pt FG outside the paint, jump shot made (2)
04:44				13 LEDFORD B assist (1)
04:21	12 PIERRE K 2pt FG in the paint, driving layup made (11)	19-5	14	
04:08				15 BLACK R turnover bad pass (1)
04:08				15 BLACK R substitution out
04:08				3 ANDERSON M substitution in
03:57	23 MOORE I 3pt FG from turnover, jump shot missed			
03:53				3 ANDERSON M defensive rebound (2)
03:42		19-7	12	1 TOLBERT S 2pt FG in the paint, driving layup made (2)
03:25	23 MOORE I 2pt FG outside the paint, pull up jump shot made (2)	21-7	14	
02:59		21-10	11	3 ANDERSON M 3pt FG , jump shot made (3)



Officials: Eric Brewton, Meadow Overstreet, Christopher Saucedo

Game Time	Vandy	Score	Diff	Wolves
02:59				32 HOLLIDAY K assist (1)
02:40	1 BLAKES M 3pt FG , pull up jump shot missed			
02:37				defensive rebound (6)
02:37	1 BLAKES M substitution out			
02:37	5 KAPINUS L substitution in			
02:37				32 HOLLIDAY K substitution out
02:37				12 JONES D substitution in
02:26				14 BLAKE A 2pt FG in the paint, layup blocked
02:26	14 MITCHELL A block (1)			
02:20				14 BLAKE A offensive rebound (1)
02:19				14 BLAKE A 2pt FG second chance in the paint, layup missed
02:18				12 JONES D offensive rebound (1)
02:18				12 JONES D 2pt FG second chance in the paint, tip-in layup blocked
02:18	14 MITCHELL A block (2)			
02:18				12 JONES D offensive rebound (2)
02:18	5 KAPINUS L substitution out			
02:18	1 BLAKES M substitution in			
02:14	12 PIERRE K foul drawn (2)			12 JONES D foul offensive (1 - 2)
02:14				12 JONES D turnover offensive (2)
02:14				12 JONES D substitution out
02:14				32 HOLLIDAY K substitution in
01:57	23 MOORE I 3pt FG from turnover, jump shot missed			
01:53				14 BLAKE A defensive rebound (2)
01:47				32 HOLLIDAY K 2pt FG in the paint, layup missed
01:45	14 MITCHELL A defensive rebound (1)			
01:37	1 BLAKES M 3pt FG , jump shot missed			
01:33	4 GREENE M offensive rebound (1)			
01:29	4 GREENE M 2pt FG second chance in the paint, driving layup missed			
01:27	14 MITCHELL A offensive rebound (2)			
01:27	jump ball situation			
01:23	23 MOORE I foul drawn (1)			13 LEDFORD B foul shooting (1 - 3)
01:23	23 MOORE I free throw 1 - 2 made (3)	22-10	12	
01:23	23 MOORE I free throw 2 - 2 missed			
01:21				14 BLAKE A defensive rebound (3)
01:17	1 BLAKES M steal (2)			3 ANDERSON M turnover lost ball (2)
01:12	1 BLAKES M 2pt FG from turnover in the paint, driving layup made (10)	24-10	14	
00:56				3 ANDERSON M 2pt FG in the paint, driving layup missed
00:52	4 GREENE M defensive rebound (2)			
00:49	12 PIERRE K 2pt FG in the paint, pull up jump shot missed			
00:44				14 BLAKE A defensive rebound (4)
00:41	1 BLAKES M foul shooting (1 - 2)			3 ANDERSON M foul drawn (2)
00:41				13 LEDFORD B substitution out
00:41				5 O'GARA G substitution in
00:41		24-11	13	3 ANDERSON M free throw 1 - 2 made (4)
00:41		24-12	12	3 ANDERSON M free throw 2 - 2 made (5)
00:34	23 MOORE I 2pt FG outside the paint, step back jump shot missed			



Official Basketball Play by Play - 1st Period
West Ga. at Vanderbilt
 12/21/24 Memorial Gymnasium (Vanderbilt), Nashville
 2024-25 Women's Basketball

Game Time: 11:00 AM
Game Duration: 1:43
Attendance: 2,634

Officials: Eric Brewton, Meadow Overstreet, Christopher Saucedo

Game Time	Vandy	Score	Diff	Wolves
00:31	14 MITCHELL A offensive rebound (3)			
00:29	23 MOORE I 3pt FG second chance, jump shot missed			
00:26				32 HOLLIDAY K defensive rebound (3)
00:21		24-14	10	14 BLAKE A 2pt FG fast break in the paint, driving layup made (4)
00:21				1 TOLBERT S assist (1)
00:07	4 GREENE M 3pt FG , pull up jump shot missed			
00:03				3 ANDERSON M defensive rebound (3)
END OF PERIOD				
Vandy 24-14 Wolves				



West Ga. at Vanderbilt

12/21/24 Memorial Gymnasium (Vanderbilt), Nashville
2024-25 Women's Basketball

Game Time: 11:00 AM
Game Duration: 1:43
Attendance: 2,634

Officials: Eric Brewton, Meadow Overstreet, Christopher Saucedo

West Ga. - 14

NO.	Name	F	Min	FG	3P	FT	Rebounds			Fouls		TP	AS	TO	ST	Blocks		+/-
				M-A	M-A	M-A	OR	DR	TOT	PF	FD					BS	BA	
12	Destiny Jones	F	04:50	0-2	0-0	0-0	2	0	2	1	0	0	0	2	0	1	2	-14
14	Amanda Blake	C	06:03	2-4	0-0	0-0	1	3	4	1	0	4	0	0	0	0	1	4
2	Zuriyah Davis	G	04:27	0-2	0-1	0-0	0	0	0	0	0	0	0	2	0	0	0	-14
3	Mykah Anderson	G	08:35	1-3	1-1	2-2	0	3	3	0	2	5	1	2	1	0	1	-10
5	Grace O'Gara	G	05:08	1-2	1-2	0-0	0	0	0	0	0	3	0	1	0	0	0	-10
32	K'Nari Holliday		09:07	0-1	0-0	0-0	0	3	3	0	0	0	1	1	0	0	0	-10
1	Sydne Tolbert		05:33	1-1	0-0	0-0	0	0	0	0	0	2	1	1	0	0	0	4
13	Becca Ledford		04:52	0-0	0-0	0-0	0	0	0	1	0	0	1	0	0	0	0	0
15	Riley Black		01:25	0-0	0-0	0-0	0	0	0	0	0	0	0	1	0	0	0	0
Team							1	1	2			0		0				
Totals				5-15	2-4	2-2	4	10	14	3	2	14	4	10	1	1	4	-10

Shooting By Period		
1st FG%	5-15	33.3%
3PT%	2-4	50.0%
FT%	2-2	100%
GM FG%	5-15	33.3%
3PT%	2-4	50.0%
FT%	2-2	100.0%

Dead Ball Rebounds: 0, 0

Technical Fouls::NONE

Vanderbilt - 24

NO.	Name	F	Min	FG	3P	FT	Rebounds			Fouls		TP	AS	TO	ST	Blocks		+/-
				M-A	M-A	M-A	OR	DR	TOT	PF	FD					BS	BA	
10	Jane Nwaba	F	04:27	0-0	0-0	0-0	0	0	0	0	0	0	0	1	1	0	0	14
12	Khamil Pierre	F	10:00	5-7	0-0	1-2	1	2	3	1	2	11	2	0	1	0	0	10
1	Mikayla Blakes	G	09:41	5-10	0-4	0-0	1	1	2	1	0	10	3	0	2	0	1	10
11	Jordyn Oliver	G	04:27	0-0	0-0	0-0	1	1	2	0	0	0	1	0	2	2	0	14
23	Iyana Moore	G	10:00	1-8	0-5	1-2	0	0	0	0	1	3	0	0	1	0	0	10
4	Madison Greene		05:33	0-2	0-1	0-0	1	1	2	0	0	0	0	0	0	0	0	-4
14	Aiyana Mitchell		05:33	0-0	0-0	0-0	2	1	3	0	0	0	0	0	0	2	0	-4
5	Leilani Kapinus		00:19	0-0	0-0	0-0	0	0	0	0	0	0	0	0	0	0	0	0
Team							2	0	2			0		0				
Totals				11-27	0-10	2-4	8	6	14	2	3	24	6	1	7	4	1	10

Shooting By Period		
1st FG%	11-27	40.7%
3PT%	0-10	0.0%
FT%	2-4	50%
GM FG%	11-27	40.7%
3PT%	0-10	0.0%
FT%	2-4	50.0%

Dead Ball Rebounds: 0, 0

Technical Fouls::NONE

	Wolves	Vandy
Biggest lead	0 (1 st 10:00)	15 (1 st 7:21)
Best Scoring Run	4 (1 st 0:21)	15 (1 st 7:21)
Lead Changes	0	
Times Tied	0	
Time with Lead	00:00	09:30

Points from	Wolves	Vandy
Turnovers	3	13
Paint	4	20
Second Chance	0	3
Fast Breaks	5	11
Bench	2	0

	Period by Period Scoring				
	1st	2nd	3rd	4th	TOT
Wolves	14	13	25	16	68
Vandy	24	35	20	24	103



Period 2

Quarter Starters:

Vandy	4 Greene M	5 Kapinus L	10 Nwaba J	11 Oliver J	14 Mitchell A
Wolves	1 Tolbert S	3 Anderson M	5 O'Gara G	12 Jones D	32 Holliday K

Game Time	Vandy	Score	Diff	Wolves
10:00	1 BLAKES M substitution out			
10:00	12 PIERRE K substitution out			
10:00	23 MOORE I substitution out			
10:00	5 KAPINUS L substitution in			
10:00	10 NWABA J substitution in			
10:00	11 OLIVER J substitution in			
10:00				14 BLAKE A substitution out
10:00				12 JONES D substitution in
09:48	11 OLIVER J steal (3)			5 O'GARA G turnover lost ball (2)
09:44	4 GREENE M 2pt FG from turnover in the paint, driving layup blocked			
09:44				12 JONES D block (2)
09:44	offensive rebound (15)			
09:32	10 NWABA J 2pt FG from turnover second chance in the paint, layup made (2)	26-14	12	
09:32	5 KAPINUS L assist (1)			
09:13				1 TOLBERT S 2pt FG outside the paint, floating jump shot missed
09:10	10 NWABA J defensive rebound (1)			
09:07	4 GREENE M 2pt FG in the paint, driving layup blocked			
09:07				5 O'GARA G block (1)
09:06	offensive rebound (17)			
08:45	10 NWABA J 3pt FG second chance, jump shot made (5)	29-14	15	
08:45	14 MITCHELL A assist (1)			
08:36				5 O'GARA G substitution out
08:36				2 DAVIS Z substitution in
08:22	10 NWABA J foul personal (1 - 1)			12 JONES D foul drawn (1)
08:18				1 TOLBERT S 3pt FG , jump shot missed
08:14				12 JONES D offensive rebound (3)
08:11				3 ANDERSON M 3pt FG second chance, jump shot missed
08:04	14 MITCHELL A defensive rebound (4)			
08:02	11 OLIVER J turnover bad pass (1)			3 ANDERSON M steal (2)
07:56	10 NWABA J foul drawn (1)			32 HOLLIDAY K foul offensive (1 - 1)
07:56				32 HOLLIDAY K turnover offensive (2)
07:56				32 HOLLIDAY K substitution out
07:56				14 BLAKE A substitution in
07:36	14 MITCHELL A 2pt FG from turnover in the paint, jump shot missed			
07:33				12 JONES D defensive rebound (4)
07:28	5 KAPINUS L foul personal (1 - 2)			3 ANDERSON M foul drawn (3)
07:28	4 GREENE M substitution out			
07:28	14 MITCHELL A substitution out			
07:28	1 BLAKES M substitution in			
07:28	12 PIERRE K substitution in			



Official Basketball Play by Play - 2nd Period
West Ga. at Vanderbilt
 12/21/24 Memorial Gymnasium (Vanderbilt), Nashville
 2024-25 Women's Basketball

Game Time: 11:00 AM
Game Duration: 1:43
Attendance: 2,634

Officials: Eric Brewton, Meadow Overstreet, Christopher Saucedo

Game Time	Vandy	Score	Diff	Wolves
07:17		29-16	13	1 TOLBERT S 2pt FG outside the paint, floating jump shot made (4)
06:59	12 PIERRE K 2pt FG in the paint, driving layup made (13)	31-16	15	
06:48				14 BLAKE A turnover bad pass (1)
06:39	5 KAPINUS L 3pt FG from turnover, jump shot made (3)	34-16	18	
06:39	12 PIERRE K assist (3)			
06:13		34-19	15	1 TOLBERT S 3pt FG , jump shot made (7)
06:13				3 ANDERSON M assist (2)
05:54	11 OLIVER J turnover bad pass (2)			3 ANDERSON M steal (3)
05:47	jump ball situation			
05:47	11 OLIVER J steal (4)			3 ANDERSON M turnover lost ball (3)
05:47				3 ANDERSON M substitution out
05:47				13 LEDFORD B substitution in
05:37	1 BLAKES M 2pt FG from turnover in the paint, driving layup made (12)	36-19	17	
05:37	10 NWABA J assist (1)			
05:17				14 BLAKE A 2pt FG in the paint, layup blocked
05:17	12 PIERRE K block (1)			
05:17				offensive rebound (17)
05:16	10 NWABA J substitution out			
05:16	23 MOORE I substitution in			
05:16				1 TOLBERT S substitution out
05:16				12 JONES D substitution out
05:16				5 O'GARA G substitution in
05:16				32 HOLLIDAY K substitution in
05:10				2 DAVIS Z 2pt FG second chance outside the paint, pull up jump shot blocked
05:10	11 OLIVER J block (3)			
05:09				offensive rebound (18)
05:07				13 LEDFORD B 2pt FG second chance in the paint, layup missed
05:06				13 LEDFORD B offensive rebound (1)
05:06	12 PIERRE K foul shooting (2 - 3)			13 LEDFORD B foul drawn (1)
05:06		36-20	16	13 LEDFORD B free throw 1 - 2 made (1)
05:06		36-21	15	13 LEDFORD B free throw 2 - 2 made (2)
05:00	12 PIERRE K 2pt FG fast break in the paint, layup missed			
04:58	23 MOORE I offensive rebound (1)			
04:56	23 MOORE I foul drawn (2)			5 O'GARA G foul shooting (1 - 2)
04:56				Timeout media
04:56	23 MOORE I free throw fast break 1 - 2 made (4)	37-21	16	
04:56	23 MOORE I free throw fast break 2 - 2 made (5)	38-21	17	
04:54	5 KAPINUS L steal (1)			32 HOLLIDAY K turnover bad pass (3)
04:53				2 DAVIS Z substitution out
04:53				5 O'GARA G substitution out
04:53				14 BLAKE A substitution out
04:53				1 TOLBERT S substitution in
04:53				3 ANDERSON M substitution in
04:53				12 JONES D substitution in
04:41	12 PIERRE K turnover bad pass (1)			13 LEDFORD B steal (1)
04:35				32 HOLLIDAY K 3pt FG from turnover, jump shot missed



Officials: Eric Brewton, Meadow Overstreet, Christopher Saucedo

Game Time	Vandy	Score	Diff	Wolves
04:32	1 BLAKES M defensive rebound (3)			
04:28	1 BLAKES M 2pt FG fast break in the paint, driving layup made (14)	40-21	19	
04:18				3 ANDERSON M turnover lost ball (4)
04:07	23 MOORE I 2pt FG from turnover in the paint, driving layup made (7)	42-21	21	
03:56				3 ANDERSON M turnover bad pass (5)
03:56				3 ANDERSON M substitution out
03:56				2 DAVIS Z substitution in
03:40	5 KAPINUS L 2pt FG from turnover in the paint, layup made (5)	44-21	23	
03:40	1 BLAKES M assist (4)			
03:24				13 LEDFORD B 3pt FG , jump shot missed
03:20	defensive rebound (21)			
03:20				13 LEDFORD B substitution out
03:20				5 O'GARA G substitution in
03:05	5 KAPINUS L foul offensive (2 - 4)			2 DAVIS Z foul drawn (1)
03:05	5 KAPINUS L turnover offensive (1)			
02:51		44-23	21	1 TOLBERT S 2pt FG from turnover in the paint, floating jump shot made (9)
02:51				2 DAVIS Z assist (1)
02:41	23 MOORE I 3pt FG , jump shot made (10)	47-23	24	
02:41	1 BLAKES M assist (5)			
02:27				2 DAVIS Z 3pt FG , jump shot missed
02:24	12 PIERRE K defensive rebound (4)			
02:19	1 BLAKES M 2pt FG in the paint, driving layup missed			
02:17				32 HOLLIDAY K defensive rebound (4)
02:11	12 PIERRE K foul drawn (3)			12 JONES D foul offensive (2 - 3)
02:11				12 JONES D turnover offensive (3)
02:11	5 KAPINUS L substitution out			
02:11	4 GREENE M substitution in			
02:11				12 JONES D substitution out
02:11				14 BLAKE A substitution in
01:54	23 MOORE I 3pt FG from turnover, jump shot made (13)	50-23	27	
01:54	1 BLAKES M assist (6)			
01:25	12 PIERRE K steal (2)			14 BLAKE A turnover lost ball (2)
01:18	23 MOORE I 3pt FG fast break from turnover, jump shot made (16)	53-23	30	
01:18	11 OLIVER J assist (2)			
01:01				2 DAVIS Z 2pt FG outside the paint, pull up jump shot missed
00:58				1 TOLBERT S offensive rebound (1)
00:58	12 PIERRE K foul personal (3 - 5)			1 TOLBERT S foul drawn (1)
00:58	12 PIERRE K substitution out			
00:58	14 MITCHELL A substitution in			
00:58		53-24	29	1 TOLBERT S free throw 1 - 2 made (10)
00:58		53-25	28	1 TOLBERT S free throw 2 - 2 made (11)
00:53	4 GREENE M 2pt FG outside the paint, pull up jump shot missed			
00:49	14 MITCHELL A offensive rebound (5)			
00:49	14 MITCHELL A 2pt FG second chance in the paint, tip-in layup made (2)	55-25	30	
00:41	4 GREENE M steal (1)			2 DAVIS Z turnover bad pass (3)



Official Basketball Play by Play - 2nd Period
West Ga. at Vanderbilt
 12/21/24 Memorial Gymnasium (Vanderbilt), Nashville
 2024-25 Women's Basketball

Game Time: 11:00 AM
Game Duration: 1:43
Attendance: 2,634

Officials: Eric Brewton, Meadow Overstreet, Christopher Saucedo

Game Time	Vandy	Score	Diff	Wolves
00:36	1 BLAKES M 2pt FG fast break from turnover in the paint, driving layup made (16)	57-25	32	
00:36	4 GREENE M assist (1)			
00:25		57-27	30	14 BLAKE A 2pt FG fast break in the paint, driving layup made (6)
00:25				1 TOLBERT S assist (2)
00:05	1 BLAKES M 3pt FG , jump shot missed			
00:02	1 BLAKES M offensive rebound (4)			
00:00	1 BLAKES M 2pt FG second chance in the paint, driving layup made (18)	59-27	32	
END OF PERIOD				
Vandy 59-27 Wolves				



West Ga. at Vanderbilt

12/21/24 Memorial Gymnasium (Vanderbilt), Nashville
2024-25 Women's Basketball

Game Time: 11:00 AM
Game Duration: 1:43
Attendance: 2,634

Officials: Eric Brewton, Meadow Overstreet, Christopher Saucedo

West Ga. - 13

NO.	Name	F	Min	FG	3P	FT	Rebounds			Fouls		TP	AS	TO	ST	Blocks		+/-
				M-A	M-A	M-A	OR	DR	TOT	PF	FD					BS	BA	
12	Destiny Jones	F	07:26	0-0	0-0	0-0	1	1	2	1	1	0	0	1	0	1	0	-14
14	Amanda Blake	C	05:14	1-2	0-0	0-0	0	0	0	0	0	2	0	2	0	0	1	-10
2	Zuriyah Davis	G	07:39	0-3	0-1	0-0	0	0	0	0	1	0	1	1	0	0	1	-13
3	Mykah Anderson	G	05:10	0-1	0-1	0-0	0	0	0	0	1	0	1	3	2	0	0	-9
5	Grace O'Gara	G	05:07	0-0	0-0	0-0	0	0	0	1	0	0	0	1	0	1	0	-14
13	Becca Ledford		02:27	0-2	0-1	2-2	1	0	1	0	1	2	0	0	1	0	0	-8
32	K'Nari Holliday		07:20	0-1	0-1	0-0	0	1	1	1	0	0	0	2	0	0	0	-20
1	Sydne Tolbert		09:37	3-5	1-2	2-2	1	0	1	0	1	9	1	0	0	0	0	-22
Team							2	0	2			0		0				
Totals				4-14	1-6	4-4	5	2	7	3	5	13	3	10	3	2	2	-22

Shooting By Period		
2 nd FG%	4-14	28.6%
3PT%	1-6	16.7%
FT%	4-4	100%
GM FG%	4-14	28.6%
3PT%	1-6	16.7%
FT%	4-4	100.0%

Dead Ball Rebounds: 0, 0

Technical Fouls::NONE

Vanderbilt - 35

NO.	Name	F	Min	FG	3P	FT	Rebounds			Fouls		TP	AS	TO	ST	Blocks		+/-
				M-A	M-A	M-A	OR	DR	TOT	PF	FD					BS	BA	
10	Jane Nwaba	F	04:44	2-2	1-1	0-0	0	1	1	1	1	5	1	0	0	0	0	7
12	Khamil Pierre	F	06:30	1-2	0-0	0-0	0	1	1	2	1	2	1	1	1	1	0	15
1	Mikayla Blakes	G	07:28	4-6	0-1	0-0	1	1	2	0	0	8	3	0	0	0	0	17
11	Jordyn Oliver	G	10:00	0-0	0-0	0-0	0	0	0	0	0	0	1	2	2	1	0	22
23	Iyana Moore	G	05:16	4-4	3-3	2-2	1	0	1	0	1	13	0	0	0	0	0	15
5	Leilani Kapinus		07:49	2-2	1-1	0-0	0	0	0	2	0	5	1	1	1	0	0	14
4	Madison Greene		04:43	0-3	0-0	0-0	0	0	0	0	0	0	1	0	1	0	2	13
14	Aiyana Mitchell		03:30	1-2	0-0	0-0	1	1	2	0	0	2	1	0	0	0	0	7
Team							2	1	3			0		0				
Totals				14-21	5-6	2-2	5	5	10	5	3	35	9	4	5	2	2	22

Shooting By Period		
2 nd FG%	14-21	66.7%
3PT%	5-6	83.3%
FT%	2-2	100%
GM FG%	14-21	66.7%
3PT%	5-6	83.3%
FT%	2-2	100.0%

Dead Ball Rebounds: 0, 0

Technical Fouls::NONE

	Wolves	Vandy
Biggest lead	0 (1 st 10:00)	32 (2 nd 0:36)
Best Scoring Run	3(2 nd 6:13)	9(2 nd 1:18)
Lead Changes	0	
Times Tied	0	
Time with Lead	00:00	09:44

Points from	Wolves	Vandy
Turnovers	2	19
Paint	4	18
Second Chance	4	11
Fast Breaks	2	9
Bench	11	7

	Period by Period Scoring				
	1st	2nd	3rd	4th	TOT
Wolves	14	13	25	16	68
Vandy	24	35	20	24	103



West Ga. at Vanderbilt

12/21/24 Memorial Gymnasium (Vanderbilt), Nashville
2024-25 Women's Basketball

Game Time: 11:00 AM
Game Duration: 1:43
Attendance: 2,634

Officials: Eric Brewton, Meadow Overstreet, Christopher Saucedo

West Ga. - 27

NO.	Name	F/C	Min	FG			Rebounds			Fouls		TP	AS	TO	ST	Blocks		+/-
				M-A	M-A	M-A	OR	DR	TOT	PF	FD					BS	BA	
12	Destiny Jones	F	12:16	0-2	0-0	0-0	3	1	4	2	1	0	0	3	0	2	2	-28
14	Amanda Blake	C	11:17	3-6	0-0	0-0	1	3	4	1	0	6	0	2	0	0	2	-6
2	Zuriyah Davis	G	12:06	0-5	0-2	0-0	0	0	0	0	1	0	1	3	0	0	1	-27
3	Mykah Anderson	G	13:45	1-4	1-2	2-2	0	3	3	0	3	5	2	5	3	0	1	-19
5	Grace O'Gara	G	10:15	1-2	1-2	0-0	0	0	0	1	0	3	0	2	0	1	0	-24
32	K'Nari Holliday		16:27	0-2	0-1	0-0	0	4	4	1	0	0	1	3	0	0	0	-30
1	Sydne Tolbert		15:10	4-6	1-2	2-2	1	0	1	0	1	11	2	1	0	0	0	-18
13	Becca Ledford		07:19	0-2	0-1	2-2	1	0	1	1	1	2	1	0	1	0	0	-8
15	Riley Black		01:25	0-0	0-0	0-0	0	0	0	0	0	0	0	1	0	0	0	
Team							3	1	4			0		0				
Totals				9-29	3-10	6-6	9	12	21	6	7	27	7	20	4	3	6	-32

Shooting By Period		
1st FG%	5-15	33.3%
3PT%	2-4	50.0%
FT%	2-2	100%
2nd FG%	4-14	28.6%
3PT%	1-6	16.7%
FT%	4-4	100%
GM FG%	9-29	31.0%
3PT%	3-10	30.0%
FT%	6-6	100.0%

Dead Ball Rebounds: 0, 0

Technical Fouls::NONE

Vanderbilt - 59

NO.	Name	F/C	Min	FG			Rebounds			Fouls		TP	AS	TO	ST	Blocks		+/-
				M-A	M-A	M-A	OR	DR	TOT	PF	FD					BS	BA	
10	Jane Nwaba	F	09:11	2-2	1-1	0-0	0	1	1	1	1	5	1	1	1	0	0	21
12	Khamil Pierre	F	16:30	6-9	0-0	1-2	1	3	4	3	3	13	3	1	2	1	0	25
1	Mikayla Blakes	G	17:09	9-16	0-5	0-0	2	2	4	1	0	18	6	0	2	0	1	27
11	Jordyn Oliver	G	14:27	0-0	0-0	0-0	1	1	2	0	0	0	2	2	4	3	0	36
23	Iyana Moore	G	15:16	5-12	3-8	3-4	1	0	1	0	2	16	0	0	1	0	0	25
4	Madison Greene		10:16	0-5	0-1	0-0	1	1	2	0	0	0	1	0	1	0	2	9
14	Aiyana Mitchell		09:03	1-2	0-0	0-0	3	2	5	0	0	2	1	0	0	2	0	3
5	Leilani Kapinus		08:08	2-2	1-1	0-0	0	0	0	2	0	5	1	1	1	0	0	14
Team							4	1	5			0		0				
Totals				25-48	5-16	4-6	13	11	24	7	6	59	15	5	12	6	3	32

Shooting By Period		
1st FG%	11-27	40.7%
3PT%	0-10	0.0%
FT%	2-4	50%
2nd FG%	14-21	66.7%
3PT%	5-6	83.3%
FT%	2-2	100%
GM FG%	25-48	52.1%
3PT%	5-16	31.3%
FT%	4-6	66.7%

Dead Ball Rebounds: 0, 0

Technical Fouls::NONE

	Wolves	Vandy
Biggest lead	0 (1st 10:00)	32 (2nd 0:36)
Best Scoring Run	4(1st 0:21)	15(1st 7:21)
Lead Changes	0	
Times Tied	0	
Time with Lead	00:00	19:30

Points from	Wolves	Vandy
Turnovers	5	32
Paint	8	38
Second Chance	4	14
Fast Breaks	7	20
Bench	13	7

	Period by Period Scoring				
	1st	2nd	3rd	4th	TOT
Wolves	14	13	25	16	68
Vandy	24	35	20	24	103



Period 3

Quarter Starters:

Vandy	1 Blakes M	10 Nwaba J	11 Oliver J	12 Pierre K	23 Moore I
Wolves	1 Tolbert S	2 Davis Z	5 O'Gara G	12 Jones D	14 Blake A

Game Time	Vandy	Score	Diff	Wolves
10:00	4 GREENE M substitution out			
10:00	14 MITCHELL A substitution out			
10:00	10 NWABA J substitution in			
10:00	12 PIERRE K substitution in			
10:00				32 HOLLIDAY K substitution out
10:00				12 JONES D substitution in
09:32				2 DAVIS Z 3pt FG , pull up jump shot missed
09:28	12 PIERRE K defensive rebound (5)			
09:18	23 MOORE I turnover bad pass (1)			1 TOLBERT S steal (1)
09:12				2 DAVIS Z 2pt FG from turnover in the paint, driving layup missed
09:10	defensive rebound (26)			
08:59	1 BLAKES M 2pt FG in the paint, driving layup made (20)	61-27	34	
08:47				1 TOLBERT S 3pt FG , jump shot missed
08:44				14 BLAKE A offensive rebound (5)
08:27		61-29	32	1 TOLBERT S 2pt FG second chance in the paint, driving layup made (13)
08:06	1 BLAKES M 3pt FG , jump shot missed			
08:02	10 NWABA J offensive rebound (2)			
07:56	12 PIERRE K 2pt FG second chance in the paint, layup made (15)	63-29	34	
07:39				1 TOLBERT S 3pt FG , jump shot missed
07:36				5 O'GARA G offensive rebound (1)
07:34				1 TOLBERT S 2pt FG second chance in the paint, layup missed
07:31	23 MOORE I defensive rebound (2)			
07:28	23 MOORE I turnover lost ball (2)			5 O'GARA G steal (1)
07:24		63-31	32	12 JONES D 2pt FG fast break from turnover in the paint, driving layup made (2)
07:24				5 O'GARA G assist (1)
06:59	23 MOORE I 2pt FG outside the paint, pull up jump shot missed			
06:55	12 PIERRE K offensive rebound (6)			
06:54	12 PIERRE K 2pt FG second chance in the paint, layup made (17)	65-31	34	
06:45	1 BLAKES M steal (3)			1 TOLBERT S turnover bad pass (2)
06:42	12 PIERRE K foul drawn (4)			1 TOLBERT S foul shooting (1 - 1)
06:42	10 NWABA J substitution out			
06:42	11 OLIVER J substitution out			
06:42	4 GREENE M substitution in			
06:42	24 MAKURAT A substitution in			
06:42				2 DAVIS Z substitution out
06:42				5 O'GARA G substitution out
06:42				14 BLAKE A substitution out
06:42				3 ANDERSON M substitution in
06:42				13 LEDFORD B substitution in
06:42				32 HOLLIDAY K substitution in



Official Basketball Play by Play - 3rd Period
West Ga. at Vanderbilt
 12/21/24 Memorial Gymnasium (Vanderbilt), Nashville
 2024-25 Women's Basketball

Game Time: 11:00 AM
Game Duration: 1:43
Attendance: 2,634

Officials: Eric Brewton, Meadow Overstreet, Christopher Saucedo

Game Time	Vandy	Score	Diff	Wolves
06:42	12 PIERRE K free throw fast break 1 - 2 made (18)	66-31	35	
06:42	12 PIERRE K free throw fast break 2 - 2 made (19)	67-31	36	
06:31	12 PIERRE K steal (3)			12 JONES D turnover lost ball (4)
06:24	12 PIERRE K 2pt FG from turnover in the paint, driving layup missed			
06:22				32 HOLLIDAY K defensive rebound (5)
06:14	12 PIERRE K foul shooting (4 - 1)			12 JONES D foul drawn (2)
06:14				12 JONES D free throw 1 - 2 missed
06:14				offensive dead ball rebound (1)
06:14				12 JONES D free throw 2 - 2 missed
06:13	12 PIERRE K defensive rebound (7)			
06:07	4 GREENE M 2pt FG in the paint, pull up jump shot missed			
06:02				12 JONES D defensive rebound (5)
05:44				3 ANDERSON M 2pt FG in the paint, floating jump shot missed
05:40				3 ANDERSON M offensive rebound (4)
05:40				1 TOLBERT S 2pt FG second chance in the paint, floating jump shot blocked
05:40	24 MAKURAT A block (1)			
05:35	12 PIERRE K defensive rebound (8)			
05:33	23 MOORE I 2pt FG fast break in the paint, driving layup missed			
05:33	4 GREENE M offensive rebound (3)			
05:32	4 GREENE M foul drawn (1)			32 HOLLIDAY K foul shooting (2 - 2)
05:32				1 TOLBERT S substitution out
05:32				3 ANDERSON M substitution out
05:32				2 DAVIS Z substitution in
05:32				5 O'GARA G substitution in
05:32	4 GREENE M free throw fast break 1 - 2 made (1)	68-31	37	
05:32	4 GREENE M free throw fast break 2 - 2 made (2)	69-31	38	
05:32	4 GREENE M substitution out			
05:32	5 KAPINUS L substitution in			
05:23		69-34	35	5 O'GARA G 3pt FG , jump shot made (6)
05:23				32 HOLLIDAY K assist (2)
05:11	23 MOORE I 2pt FG in the paint, driving layup missed			
05:08	12 PIERRE K offensive rebound (9)			
05:08	12 PIERRE K 2pt FG second chance in the paint, tip-in layup made (21)	71-34	37	
04:54		71-37	34	2 DAVIS Z 3pt FG , jump shot made (3)
04:54				5 O'GARA G assist (2)
04:34	24 MAKURAT A 3pt FG , jump shot missed			
04:31	12 PIERRE K offensive rebound (10)			
04:30	12 PIERRE K 2pt FG second chance in the paint, layup made (23)	73-37	36	
04:23		73-40	33	13 LEDFORD B 3pt FG fast break, jump shot made (5)
04:23				5 O'GARA G assist (3)
04:06	12 PIERRE K 2pt FG outside the paint, turnaround jump shot missed			
04:02	24 MAKURAT A offensive rebound (1)			
04:00	23 MOORE I 3pt FG second chance, jump shot missed			
03:56				12 JONES D defensive rebound (6)
03:52				2 DAVIS Z 3pt FG , step back jump shot missed
03:47				offensive rebound (28)



Officials: Eric Brewton, Meadow Overstreet, Christopher Saucedo

Game Time	Vandy	Score	Diff	Wolves
03:47	Timeout media			
03:47	12 PIERRE K substitution out			
03:47	23 MOORE I substitution out			
03:47	13 PISSOTT J substitution in			
03:47	14 MITCHELL A substitution in			
03:47				12 JONES D substitution out
03:47				14 BLAKE A substitution in
03:44		73-42	31	14 BLAKE A 2pt FG second chance in the paint, layup made (8)
03:44				5 O'GARA G assist (4)
03:37	24 MAKURAT A turnover bad pass (1)			2 DAVIS Z steal (1)
03:29		73-44	29	2 DAVIS Z 2pt FG fast break from turnover in the paint, driving layup made (5)
03:17	1 BLAKES M 2pt FG outside the paint, pull up jump shot made (22)	75-44	31	
02:46		75-47	28	2 DAVIS Z 3pt FG , step back jump shot made (8)
02:34	1 BLAKES M turnover bad pass (1)			
02:34				13 LEDFORD B substitution out
02:34				32 HOLLIDAY K substitution out
02:34				1 TOLBERT S substitution in
02:34				12 JONES D substitution in
02:23				5 O'GARA G 3pt FG from turnover, jump shot missed
02:19				1 TOLBERT S offensive rebound (2)
02:09		75-50	25	5 O'GARA G 3pt FG from turnover second chance, jump shot made (9)
02:09				14 BLAKE A assist (1)
01:55	1 BLAKES M turnover bad pass (2)			
01:55	Timeout 30 Sec			
01:55	Timeout media			
01:42				1 TOLBERT S 2pt FG from turnover outside the paint, floating jump shot missed
01:37				1 TOLBERT S offensive rebound (3)
01:28				5 O'GARA G 3pt FG from turnover second chance, jump shot missed
01:24				12 JONES D offensive rebound (7)
01:23		75-52	23	12 JONES D 2pt FG from turnover second chance in the paint, layup made (4)
00:55	5 KAPINUS L 2pt FG in the paint, layup made (7)	77-52	25	
00:55	14 MITCHELL A assist (2)			
00:34				5 O'GARA G 3pt FG , step back jump shot missed
00:31	24 MAKURAT A defensive rebound (2)			
00:25	5 KAPINUS L 3pt FG , jump shot missed			
00:19	offensive rebound (37)			
00:04	1 BLAKES M 2pt FG second chance in the paint, driving layup made (24)	79-52	27	
END OF PERIOD				
Vandy 79-52 Wolves				



West Ga. at Vanderbilt

12/21/24 Memorial Gymnasium (Vanderbilt), Nashville
2024-25 Women's Basketball

Game Time: 11:00 AM
Game Duration: 1:43
Attendance: 2,634

Officials: Eric Brewton, Meadow Overstreet, Christopher Saucedo

West Ga. - 25

NO.	Name	Min	FG	3P	FT	Rebounds			Fouls		TP	AS	TO	ST	Blocks		+/-
			M-A	M-A	M-A	OR	DR	TOT	PF	FD					BS	BA	
12	Destiny Jones	F 08:47	2-2	0-0	0-2	1	2	3	0	1	4	0	1	0	0	0	0
14	Amanda Blake	C 07:05	1-1	0-0	0-0	1	0	1	0	0	2	1	0	0	0	0	4
2	Zuriyah Davis	G 08:50	3-6	2-4	0-0	0	0	0	0	0	8	0	0	1	0	0	7
3	Mykah Anderson	G 01:10	0-1	0-0	0-0	1	0	1	0	0	0	0	0	0	0	0	-2
5	Grace O'Gara	G 08:50	2-5	2-5	0-0	1	0	1	0	0	6	4	0	1	0	0	7
13	Becca Ledford	04:08	1-1	1-1	0-0	0	0	0	0	0	3	0	0	0	0	0	6
32	K'Nari Holliday	04:08	0-0	0-0	0-0	0	1	1	1	0	0	1	0	0	0	0	6
1	Sydne Tolbert	07:02	1-6	0-2	0-0	2	0	2	1	0	2	0	1	1	0	1	-3
Team						1	0	1			0		0				
Totals			10-22	5-12	0-2	7	3	10	2	1	25	6	2	3	0	1	5

Shooting By Period		
3rd FG%	10-22	45.5%
3PT%	5-12	41.7%
FT%	0-2	0%
GM FG%	10-22	45.5%
3PT%	5-12	41.7%
FT%	0-2	0.0%

Dead Ball Rebounds: 1, 0

Technical Fouls::NONE

Vanderbilt - 20

NO.	Name	Min	FG	3P	FT	Rebounds			Fouls		TP	AS	TO	ST	Blocks		+/-
			M-A	M-A	M-A	OR	DR	TOT	PF	FD					BS	BA	
10	Jane Nwaba	F 03:18	0-0	0-0	0-0	1	0	1	0	0	0	0	0	0	0	0	2
12	Khamil Pierre	F 06:13	4-6	0-0	2-2	3	3	6	1	1	10	0	0	1	0	0	1
1	Mikayla Blakes	G 10:00	3-4	0-1	0-0	0	0	0	0	0	6	0	2	1	0	0	-5
11	Jordyn Oliver	G 03:18	0-0	0-0	0-0	0	0	0	0	0	0	0	0	0	0	0	2
23	Iyana Moore	G 06:13	0-4	0-1	0-0	0	1	1	0	0	0	0	2	0	0	0	1
4	Madison Greene	01:10	0-1	0-0	2-2	1	0	1	0	1	2	0	0	0	0	0	4
24	Aga Makurat	06:42	0-1	0-1	0-0	1	1	2	0	0	0	0	1	0	1	0	-7
5	Leilani Kapinus	05:32	1-2	0-1	0-0	0	0	0	0	0	2	0	0	0	0	0	-11
13	Justine Pissott	03:47	0-0	0-0	0-0	0	0	0	0	0	0	0	0	0	0	0	-6
14	Aiyana Mitchell	03:47	0-0	0-0	0-0	0	0	0	0	0	0	1	0	0	0	0	-6
Team						1	1	2			0		0				
Totals			8-18	0-4	4-4	7	6	13	1	2	20	1	5	2	1	0	-5

Shooting By Period		
3rd FG%	8-18	44.4%
3PT%	0-4	0.0%
FT%	4-4	100%
GM FG%	8-18	44.4%
3PT%	0-4	0.0%
FT%	4-4	100.0%

Dead Ball Rebounds: 0, 0

Technical Fouls::NONE

	Wolves	Vandy
Biggest lead	0 (1 st 10:00)	38 (3 rd 5:32)
Best Scoring Run	8(3 rd 1:23)	6(3 rd 5:32)
Lead Changes	0	
Times Tied	0	
Time with Lead	00:00	09:32

Points from	Wolves	Vandy
Turnovers	9	2
Paint	10	14
Second Chance	9	12
Fast Breaks	7	4
Bench	5	4

	Period by Period Scoring				
	1st	2nd	3rd	4th	TOT
Wolves	14	13	25	16	68
Vandy	24	35	20	24	103



Officials: Eric Brewton, Meadow Overstreet, Christopher Saucedo

Period 4

Quarter Starters:

Vandy	2 Brown J	5 Kapinus L	13 Pissott J	14 Mitchell A	24 Makurat A
Wolves	1 Tolbert S	2 Davis Z	5 O'Gara G	12 Jones D	32 Holliday K

Game Time	Vandy	Score	Diff	Wolves
10:00	1 BLAKES M substitution out			
10:00	2 BROWN J substitution in			
10:00				14 BLAKE A substitution out
10:00				32 HOLLIDAY K substitution in
09:48	14 MITCHELL A foul drawn (1)			32 HOLLIDAY K foul shooting (3 - 1)
09:48	14 MITCHELL A free throw 1 - 2 made (3)	80-52	28	
09:48	14 MITCHELL A free throw 2 - 2 made (4)	81-52	29	
09:33				2 DAVIS Z 3pt FG , pull up jump shot missed
09:30	2 BROWN J defensive rebound (1)			
09:22	13 PISSOTT J 3pt FG , jump shot made (3)	84-52	32	
09:22	5 KAPINUS L assist (2)			
09:06				5 O'GARA G 2pt FG in the paint, driving layup blocked
09:06	5 KAPINUS L block (1)			
09:02	13 PISSOTT J defensive rebound (1)			
08:58	24 MAKURAT A 3pt FG , jump shot missed			
08:54	24 MAKURAT A offensive rebound (3)			
08:46	14 MITCHELL A 2pt FG second chance in the paint, turnaround jump shot missed			
08:43	13 PISSOTT J offensive rebound (2)			
08:42	13 PISSOTT J foul drawn (1)			2 DAVIS Z foul shooting (1 - 2)
08:42	13 PISSOTT J free throw 1 - 2 missed			
08:42	offensive dead ball rebound (1)			
08:42	13 PISSOTT J free throw 2 - 2 missed			
08:40				12 JONES D defensive rebound (8)
08:33				1 TOLBERT S 2pt FG in the paint, driving layup missed
08:29	13 PISSOTT J defensive rebound (3)			
08:24	2 BROWN J 3pt FG , jump shot missed			
08:21	24 MAKURAT A offensive rebound (4)			
08:19	2 BROWN J 3pt FG second chance, jump shot made (3)	87-52	35	
08:19	24 MAKURAT A assist (1)			
08:09				Timeout 30 Sec
08:09	Timeout media			
07:45				2 DAVIS Z 2pt FG outside the paint, pull up jump shot missed
07:40	13 PISSOTT J defensive rebound (4)			
07:31	14 MITCHELL A foul drawn (2)			32 HOLLIDAY K foul shooting (4 - 3)
07:31				2 DAVIS Z substitution out
07:31				5 O'GARA G substitution out
07:31				32 HOLLIDAY K substitution out
07:31				3 ANDERSON M substitution in
07:31				13 LEDFORD B substitution in
07:31				14 BLAKE A substitution in
07:31	14 MITCHELL A free throw 1 - 2 made (5)	88-52	36	
07:31	14 MITCHELL A free throw 2 - 2 made (6)	89-52	37	



Officials: Eric Brewton, Meadow Overstreet, Christopher Saucedo

Game Time	Vandy	Score	Diff	Wolves
07:16		89-54	35	14 BLAKE A 2pt FG outside the paint, jump shot made (10)
07:16				1 TOLBERT S assist (3)
07:02	14 MITCHELL A 2pt FG in the paint, layup made (8)	91-54	37	
07:02	13 PISSOTT J assist (1)			
06:50	2 BROWN J steal (1)			1 TOLBERT S turnover lost ball (3)
06:43	5 KAPINUS L turnover bad pass (2)			
06:43	14 MITCHELL A substitution out			
06:43	30 WILSON T substitution in			
06:31	jump ball situation			
06:19		91-56	35	1 TOLBERT S 2pt FG from turnover outside the paint, floating jump shot made (15)
06:19				3 ANDERSON M assist (3)
06:05	30 WILSON T 2pt FG in the paint, layup made (2)	93-56	37	
06:05	5 KAPINUS L assist (3)			
06:01	13 PISSOTT J steal (1)			1 TOLBERT S turnover bad pass (4)
05:56	5 KAPINUS L 2pt FG fast break from turnover in the paint, layup made (9)	95-56	39	
05:54	5 KAPINUS L foul drawn (1)			1 TOLBERT S foul shooting (2 - 4)
05:54				1 TOLBERT S substitution out
05:54				5 O'GARA G substitution in
05:54	5 KAPINUS L free throw fast break 1 - 1 made (10)	96-56	40	
05:36				12 JONES D 2pt FG in the paint, layup blocked
05:36	30 WILSON T block (1)			
05:32	30 WILSON T defensive rebound (1)			
05:30	13 PISSOTT J 2pt FG fast break in the paint, driving layup missed			
05:27				14 BLAKE A defensive rebound (6)
05:10	5 KAPINUS L foul shooting (3 - 1)			14 BLAKE A foul drawn (1)
05:10				14 BLAKE A free throw 1 - 2 missed
05:10				offensive dead ball rebound (2)
05:10				14 BLAKE A free throw 2 - 2 missed
05:09				12 JONES D offensive rebound (9)
05:08				12 JONES D 2pt FG second chance in the paint, layup missed
05:05				5 O'GARA G offensive rebound (2)
04:55				3 ANDERSON M 2pt FG second chance in the paint, driving layup missed
04:51	5 KAPINUS L defensive rebound (1)			
04:44	30 WILSON T 2pt FG fast break in the paint, layup made (4)	98-56	42	
04:44	24 MAKURAT A assist (2)			
04:32		98-59	39	13 LEDFORD B 3pt FG , jump shot made (8)
04:32				5 O'GARA G assist (5)
04:23	24 MAKURAT A 3pt FG , jump shot missed			
04:20				5 O'GARA G defensive rebound (3)
04:12		98-62	36	3 ANDERSON M 3pt FG , jump shot made (8)
04:12				13 LEDFORD B assist (2)
03:56	2 BROWN J 2pt FG outside the paint, jump shot made (5)	100-62	38	
03:56	30 WILSON T assist (1)			
03:46		100-64	36	13 LEDFORD B 2pt FG fast break in the paint, driving layup made (10)
03:46				3 ANDERSON M assist (4)
03:38	5 KAPINUS L 3pt FG , jump shot missed			



Officials: Eric Brewton, Meadow Overstreet, Christopher Saucedo

Game Time	Vandy	Score	Diff	Wolves
03:32				14 BLAKE A defensive rebound (7)
03:26				5 O'GARA G 3pt FG , jump shot missed
03:23	2 BROWN J defensive rebound (2)			
03:01	30 WILSON T turnover lost ball (1)			12 JONES D steal (1)
02:52				13 LEDFORD B 3pt FG from turnover, jump shot missed
02:49	24 MAKURAT A defensive rebound (5)			
02:44	2 BROWN J foul drawn (1)			3 ANDERSON M foul shooting (1 - 5)
02:44	13 PISSOTT J foul player technical (1 - 2)			
02:44	13 PISSOTT J turnover offensive (1)			
02:44				3 ANDERSON M foul player technical (2 - 6)
02:44				3 ANDERSON M turnover offensive (6)
02:44				5 O'GARA G substitution out
02:44				12 JONES D substitution out
02:44				13 LEDFORD B substitution out
02:44				14 BLAKE A substitution out
02:44				1 TOLBERT S substitution in
02:44				2 DAVIS Z substitution in
02:44				21 HICKS H substitution in
02:44				32 HOLLIDAY K substitution in
02:44				3 ANDERSON M substitution out
02:44				15 BLACK R substitution in
02:44	2 BROWN J free throw fast break 1 - 2 made (6)	101-64	37	
02:44	2 BROWN J free throw fast break 2 - 2 missed			
02:43				15 BLACK R defensive rebound (1)
02:38				15 BLACK R 3pt FG , jump shot missed
02:36	13 PISSOTT J defensive rebound (5)			
02:34	Timeout 30 Sec			
02:34	13 PISSOTT J substitution out			
02:34	10 NWABA J substitution in			
02:21	30 WILSON T 2pt FG in the paint, hook shot made (6)	103-64	39	
02:21	5 KAPINUS L assist (4)			
02:05				2 DAVIS Z 3pt FG , jump shot missed
02:01	30 WILSON T defensive rebound (2)			
01:52	5 KAPINUS L 2pt FG outside the paint, pull up jump shot missed			
01:47				2 DAVIS Z defensive rebound (1)
01:30		103-66	37	32 HOLLIDAY K 2pt FG in the paint, layup made (2)
01:30				21 HICKS H assist (1)
01:21	24 MAKURAT A 3pt FG , jump shot missed			
01:18	offensive rebound (51)			
01:18				2 DAVIS Z substitution out
01:18				21 HICKS H substitution out
01:18				10 THROWER C substitution in
01:18				11 FONT G substitution in
01:09	30 WILSON T 2pt FG second chance in the paint, layup missed			
01:07				15 BLACK R defensive rebound (2)
00:42	2 BROWN J steal (2)			15 BLACK R turnover lost ball (2)
00:29	30 WILSON T 2pt FG from turnover outside the paint, jump shot missed			
00:25				32 HOLLIDAY K defensive rebound (6)



Official Basketball Play by Play - 4th Period
West Ga. at Vanderbilt
12/21/24 Memorial Gymnasium (Vanderbilt), Nashville
2024-25 Women's Basketball

Game Time: 11:00 AM
Game Duration: 1:43
Attendance: 2,634

Officials: Eric Brewton, Meadow Overstreet, Christopher Saucedo

Game Time	Vandy	Score	Diff	Wolves
00:03	2 BROWN J foul shooting (1 - 3)			15 BLACK R foul drawn (1)
00:03		103-67	36	15 BLACK R free throw 1 - 2 made (1)
00:03		103-68	35	15 BLACK R free throw 2 - 2 made (2)
END OF GAME				
Vandy 103-68 Wolves				



West Ga. at Vanderbilt

12/21/24 Memorial Gymnasium (Vanderbilt), Nashville
2024-25 Women's Basketball

Game Time: 11:00 AM
Game Duration: 1:43
Attendance: 2,634

Officials: Eric Brewton, Meadow Overstreet, Christopher Saucedo

West Ga. - 16

NO.	Name	F	Min	FG	3P	FT	Rebounds			Fouls		TP	AS	TO	ST	Blocks		+/-
				M-A	M-A	M-A	OR	DR	TOT	PF	FD					BS	BA	
12	Destiny Jones	F	07:16	0-2	0-0	0-0	1	1	2	0	0	0	0	0	1	0	1	-9
14	Amanda Blake	C	04:47	1-1	0-0	0-2	0	2	2	0	1	2	0	0	0	0	0	-1
2	Zuriyah Davis	G	03:55	0-3	0-2	0-0	0	1	1	1	0	0	0	0	0	0	0	-9
3	Mykah Anderson	G	04:47	1-2	1-1	0-0	0	0	0	2	0	3	2	1	0	0	0	-1
5	Grace O'Gara	G	05:39	0-2	0-1	0-0	1	1	2	0	0	0	1	0	0	0	1	-5
32	K'Nari Holliday		05:13	1-1	0-0	0-0	0	1	1	2	0	2	0	0	0	0	0	-7
13	Becca Ledford		04:47	2-3	1-2	0-0	0	0	0	0	0	5	1	0	0	0	0	-1
1	Sydne Tolbert		06:50	1-2	0-0	0-0	0	0	0	1	0	2	1	2	0	0	0	-11
15	Riley Black		02:44	0-1	0-1	2-2	0	2	2	0	1	2	0	1	0	0	0	1
21	Hannah Hicks		01:26	0-0	0-0	0-0	0	0	0	0	0	0	1	0	0	0	0	-1
10	Calie Thrower		01:18	0-0	0-0	0-0	0	0	0	0	0	0	0	0	0	0	0	2
11	Gal-la Font		01:18	0-0	0-0	0-0	0	0	0	0	0	0	0	0	0	0	0	2
Team							0	0	0			0						
Totals				6-17	2-7	2-4	2	8	10	6	2	16	6	4	1	0	2	-8

Shooting By Period		
4 th FG%	6-17	35.3%
3PT%	2-7	28.6%
FT%	2-4	50%
GM FG%	6-17	35.3%
3PT%	2-7	28.6%
FT%	2-4	50.0%

Dead Ball Rebounds: 1, 0

Technical Fouls: Anderson 4th2:44

Vanderbilt - 24

NO.	Name	F	Min	FG	3P	FT	Rebounds			Fouls		TP	AS	TO	ST	Blocks		+/-
				M-A	M-A	M-A	OR	DR	TOT	PF	FD					BS	BA	
10	Jane Nwaba	F	02:34	0-0	0-0	0-0	0	0	0	0	0	0	0	0	0	0	0	-2
12	Khamil Pierre	F	00:00	0-0	0-0	0-0	0	0	0	0	0	0	0	0	0	0	0	0
1	Mikayla Blakes	G	00:00	0-0	0-0	0-0	0	0	0	0	0	0	0	0	0	0	0	0
11	Jordyn Oliver	G	00:00	0-0	0-0	0-0	0	0	0	0	0	0	0	0	0	0	0	0
23	Iyana Moore	G	00:00	0-0	0-0	0-0	0	0	0	0	0	0	0	0	0	0	0	0
5	Leilani Kapinus		10:00	1-3	0-1	1-1	0	1	1	1	1	3	3	1	0	1	0	8
13	Justine Pissott		07:26	1-2	1-1	0-2	1	4	5	1	1	3	1	1	1	0	0	10
14	Aiyana Mitchell		03:17	1-2	0-0	4-4	0	0	0	0	2	6	0	0	0	0	0	10
24	Aga Makurat		10:00	0-3	0-3	0-0	2	1	3	0	0	0	2	0	0	0	0	8
2	Jada Brown		10:00	2-3	1-2	1-2	0	2	2	1	1	6	0	0	2	0	0	8
30	Trinity Wilson		06:43	3-5	0-0	0-0	0	2	2	0	0	6	1	1	0	1	0	-2
Team							1	0	1			0						
Totals				8-18	2-7	6-9	4	10	14	3	5	24	7	3	3	2	0	8

Shooting By Period		
4 th FG%	8-18	44.4%
3PT%	2-7	28.6%
FT%	6-9	66.7%
GM FG%	8-18	44.4%
3PT%	2-7	28.6%
FT%	6-9	66.7%

Dead Ball Rebounds: 1, 0

Technical Fouls: Pissott 4th2:44

	Wolves	Vandy
Biggest lead	0 (1 st 10:00)	42 (4 th 4:44)
Best Scoring Run	6 (4 th 4:12)	10 (4 th 7:31)
Lead Changes	0	
Times Tied	0	
Time with Lead	00:00	09:48

Points from	Wolves	Vandy
Turnovers	2	3
Paint	4	10
Second Chance	0	3
Fast Breaks	2	6
Bench	11	24

	Period by Period Scoring				
	1st	2nd	3rd	4th	TOT
Wolves	14	13	25	16	68
Vandy	24	35	20	24	103



Officials: Eric Brewton, Meadow Overstreet, Christopher Saucedo

West Ga. - 41

NO.	Name	Min	FG			3P			FT			Rebounds			Fouls		TP	AS	TO	ST	Blocks		+/-	
			M-A	M-A	M-A	OR	DR	TOT	PF	FD	BS	BA												
12	Destiny Jones	F 16:03	2-4	0-0	0-2	2	3	5	0	1	4	0	1	4	0	1	1	1	0	1	0	1	-9	
14	Amanda Blake	C 11:52	2-2	0-0	0-2	1	2	3	0	1	4	1	0	0	0	0	0	0	0	0	0	0	3	
2	Zuriyah Davis	G 12:45	3-9	2-6	0-0	0	1	1	1	0	8	0	0	1	0	0	1	0	0	0	0	0	-2	
3	Mykah Anderson	G 05:57	1-3	1-1	0-0	1	0	1	2	0	3	2	1	0	0	0	0	0	0	0	0	0	-3	
5	Grace O'Gara	G 14:29	2-7	2-6	0-0	2	1	3	0	0	6	5	0	1	0	1	0	1	0	1	0	1	2	
13	Becca Ledford	08:55	3-4	2-3	0-0	0	0	0	0	0	8	1	0	0	0	0	0	0	0	0	0	0	5	
32	K'Nari Holliday	09:21	1-1	0-0	0-0	0	2	2	3	0	2	1	0	0	0	0	0	0	0	0	0	0	-1	
1	Sydne Tolbert	13:52	2-8	0-2	0-0	2	0	2	2	0	4	1	3	1	0	1	0	1	0	1	0	1	-14	
15	Riley Black	02:44	0-1	0-1	2-2	0	2	2	0	1	2	0	1	0	1	0	0	0	0	0	0	0	1	
21	Hannah Hicks	01:26	0-0	0-0	0-0	0	0	0	0	0	0	1	0	0	0	0	0	0	0	0	0	0	-1	
10	Calie Thrower	01:18	0-0	0-0	0-0	0	0	0	0	0	0	0	0	0	0	0	0	0	0	0	0	0	2	
11	Gal-la Font	01:18	0-0	0-0	0-0	0	0	0	0	0	0	0	0	0	0	0	0	0	0	0	0	0	2	
Team						1	0	1			0			0										
Totals			16-39	7-19	2-6	9	11	20	8	3	41	12	6	4	0	3								-3

Shooting By Period		
3 rd FG%	10-22	45.5%
3PT%	5-12	41.7%
FT%	0-2	0%
4 th FG%	6-17	35.3%
3PT%	2-7	28.6%
FT%	2-4	50%
GM FG%	16-39	41.0%
3PT%	7-19	36.8%
FT%	2-6	33.3%

Dead Ball Rebounds: 2, 0

Technical Fouls: Anderson 4th2:44

Vanderbilt - 44

NO.	Name	Min	FG			3P			FT			Rebounds			Fouls		TP	AS	TO	ST	Blocks		+/-	
			M-A	M-A	M-A	OR	DR	TOT	PF	FD	BS	BA												
10	Jane Nwaba	F 05:52	0-0	0-0	0-0	1	0	1	0	0	0	0	0	0	0	0	0	0	0	0	0	0	0	
12	Khamil Pierre	F 06:13	4-6	0-0	2-2	3	3	6	1	1	10	0	0	1	0	0	1	0	0	0	0	0	1	
1	Mikayla Blakes	G 10:00	3-4	0-1	0-0	0	0	0	0	0	6	0	2	1	0	0	0	0	0	0	0	0	-5	
11	Jordyn Oliver	G 03:18	0-0	0-0	0-0	0	0	0	0	0	0	0	0	0	0	0	0	0	0	0	0	0	2	
23	Iyana Moore	G 06:13	0-4	0-1	0-0	0	1	1	0	0	0	0	2	0	0	0	0	0	0	0	0	0	1	
4	Madison Greene	01:10	0-1	0-0	2-2	1	0	1	0	1	2	0	0	0	0	0	0	0	0	0	0	0	4	
24	Aga Makurat	16:42	0-4	0-4	0-0	3	2	5	0	0	0	2	1	0	1	0	1	0	1	0	1	0	1	
5	Leilani Kapinus	15:32	2-5	0-2	1-1	0	1	1	1	1	5	3	1	0	1	0	1	0	1	0	0	0	-3	
13	Justine Pissott	11:13	1-2	1-1	0-2	1	4	5	1	1	3	1	1	1	1	0	0	0	0	0	0	0	4	
14	Aiyana Mitchell	07:04	1-2	0-0	4-4	0	0	0	0	2	6	1	0	0	0	0	0	0	0	0	0	0	4	
2	Jada Brown	10:00	2-3	1-2	1-2	0	2	2	1	1	6	0	0	2	0	0	0	0	0	0	0	0	8	
30	Trinity Wilson	06:43	3-5	0-0	0-0	0	2	2	0	0	6	1	1	0	1	0	1	0	1	0	0	0	-2	
Team						2	1	3			0			0										
Totals			16-36	2-11	10-13	11	16	27	4	7	44	8	8	5	3	0	3							3

Shooting By Period		
3 rd FG%	8-18	44.4%
3PT%	0-4	0.0%
FT%	4-4	100%
4 th FG%	8-18	44.4%
3PT%	2-7	28.6%
FT%	6-9	66.7%
GM FG%	16-36	44.4%
3PT%	2-11	18.2%
FT%	10-13	76.9%

Dead Ball Rebounds: 1, 0

Technical Fouls: Pissott 4th2:44

	Wolves	Vandy
Biggest lead	0 (1 st 10:00)	42 (4 th 4:44)
Best Scoring Run	8 (3 rd 1:23)	14 (4 th 7:31)
Lead Changes	0	
Times Tied	0	
Time with Lead	00:00	19:32

	Wolves	Vandy
Points from		
Turnovers	11	5
Paint	14	24
Second Chance	9	15
Fast Breaks	9	10
Bench	16	28

	Period by Period Scoring				
	1st	2nd	3rd	4th	TOT
Wolves	14	13	25	16	68
Vandy	24	35	20	24	103



West Ga. at Vanderbilt

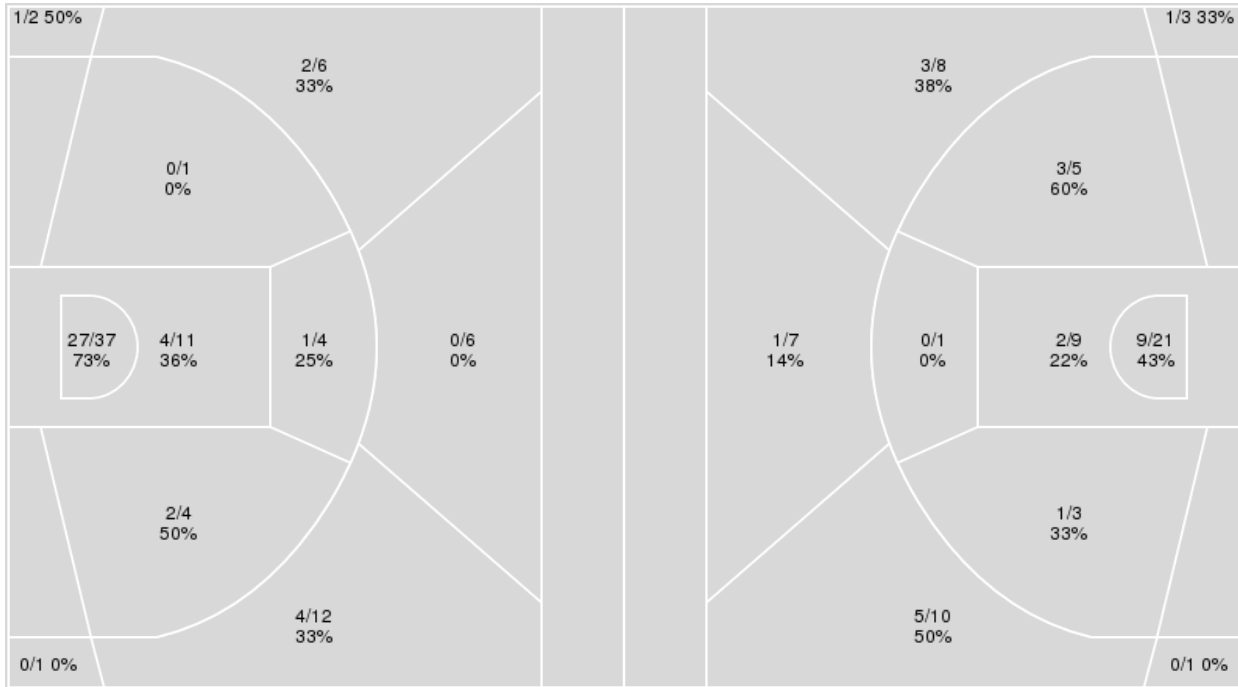
12/21/24 Memorial Gymnasium (Vanderbilt), Nashville
2024-25 Women's Basketball

Officials: Eric Brewton, Meadow Overstreet, Christopher Saucedo

{ Players => 1, 2, 4, 5, 10, 11, 12, 13, 14, 23, 24, 30, 35; } FG Types => { Players => All; } FG Types => All; Results => All;
All; Results => All;

Vanderbilt

West Ga.



Vanderbilt	M/A	%
Field Goals	41/84	49
2 Points	34/57	60
3 Points	7/27	26
Free Throws	14/19	74

West Ga.	M/A	%
Field Goals	25/68	37
2 Points	15/39	38
3 Points	10/29	34
Free Throws	8/12	67



West Ga. at Vanderbilt

12/21/24 Memorial Gymnasium (Vanderbilt), Nashville
2024-25 Women's Basketball

Officials: Eric Brewton, Meadow Overstreet, Christopher Saucedo

West Ga.

No	Name	Mins		Score		Points Diff		Points per Min		Assists		Rebounds		Steals		Turnovers	
		On	Off	On	Off	On	Off	On	Off	On	Off	On	Off	On	Off	On	Off
1	Sydne Tolbert	29:02	10:58	39 - 71	29 - 32	-32	-3	1.34	2.64	11	8	29	12	5	3	18	8
2	Zuriyah Davis	24:51	15:09	43 - 72	25 - 31	-29	-6	1.73	1.65	11	8	20	21	6	2	14	12
3	Mykah Anderson	19:42	20:18	29 - 51	39 - 52	-22	-13	1.47	1.92	9	10	23	18	5	3	18	8
5	Grace O'Gara	24:44	15:16	48 - 70	20 - 33	-22	-13	1.94	1.31	13	6	22	19	5	3	13	13
10	Calie Thrower	01:18	38:42	2 - 0	66 - 103	2	-37	1.54	1.71	0	19	2	39	0	8	1	25
11	Gal-Ia Font	01:18	38:42	2 - 0	66 - 103	2	-37	1.54	1.71	0	19	2	39	0	8	1	25
12	Destiny Jones	28:19	11:41	40 - 77	28 - 26	-37	2	1.41	2.40	13	6	26	15	7	1	19	7
13	Becca Ledford	16:14	23:46	37 - 40	31 - 63	-3	-32	2.28	1.30	11	8	22	19	3	5	11	15
14	Amanda Blake	23:09	16:51	50 - 53	18 - 50	-3	-32	2.16	1.07	13	6	26	15	5	3	14	12
15	Riley Black	04:09	35:51	6 - 5	62 - 98	1	-36	1.45	1.73	2	17	5	36	0	8	3	23
21	Hannah Hicks	01:26	38:34	2 - 3	66 - 100	-1	-34	1.40	1.71	1	18	2	39	0	8	0	26
32	K'Nari Holliday	25:48	14:12	42 - 73	26 - 30	-31	-4	1.63	1.83	11	8	26	15	4	4	18	8

Vanderbilt

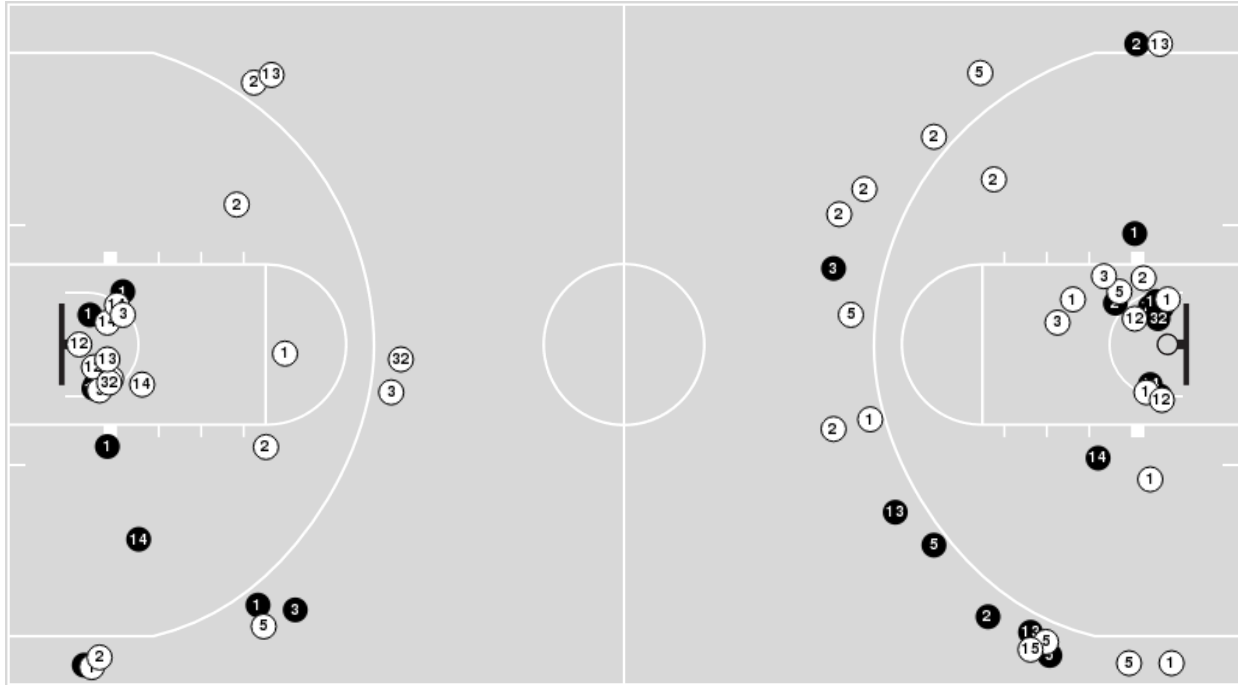
No	Name	Mins		Score		Points Diff		Points per Min		Assists		Rebounds		Steals		Turnovers	
		On	Off	On	Off	On	Off	On	Off	On	Off	On	Off	On	Off	On	Off
1	Mikayla Blakes	27:09	12:51	74 - 52	29 - 16	22	13	2.73	2.26	14	9	33	18	13	4	9	4
2	Jada Brown	10:00	30:00	24 - 16	79 - 52	8	27	2.40	2.63	7	16	14	37	3	14	3	10
4	Madison Greene	11:26	28:34	28 - 15	75 - 53	13	22	2.45	2.63	5	18	16	35	5	12	1	12
5	Leilani Kapinus	23:40	16:20	57 - 46	46 - 22	11	24	2.41	2.82	14	9	27	24	6	11	10	3
10	Jane Nwaba	15:03	24:57	37 - 16	66 - 52	21	14	2.46	2.65	11	12	18	33	10	7	5	8
11	Jordyn Oliver	17:45	22:15	58 - 20	45 - 48	38	-3	3.27	2.02	15	8	22	29	12	5	7	6
12	Khamil Pierre	22:43	17:17	62 - 36	41 - 32	26	9	2.73	2.37	12	11	29	22	12	5	6	7
13	Justine Pissott	11:13	28:47	28 - 24	75 - 44	4	31	2.50	2.61	7	16	14	37	2	15	6	7
14	Aiyana Mitchell	16:07	23:53	36 - 29	67 - 39	7	28	2.23	2.81	7	16	22	29	4	13	5	8
23	Iyana Moore	21:29	18:31	61 - 35	42 - 33	26	9	2.84	2.27	11	12	31	20	12	5	5	8
24	Aga Makurat	16:42	23:18	38 - 37	65 - 31	1	34	2.28	2.79	8	15	22	29	4	13	6	7
30	Trinity Wilson	06:43	33:17	12 - 14	91 - 54	-2	37	1.79	2.73	4	19	7	44	2	15	2	11



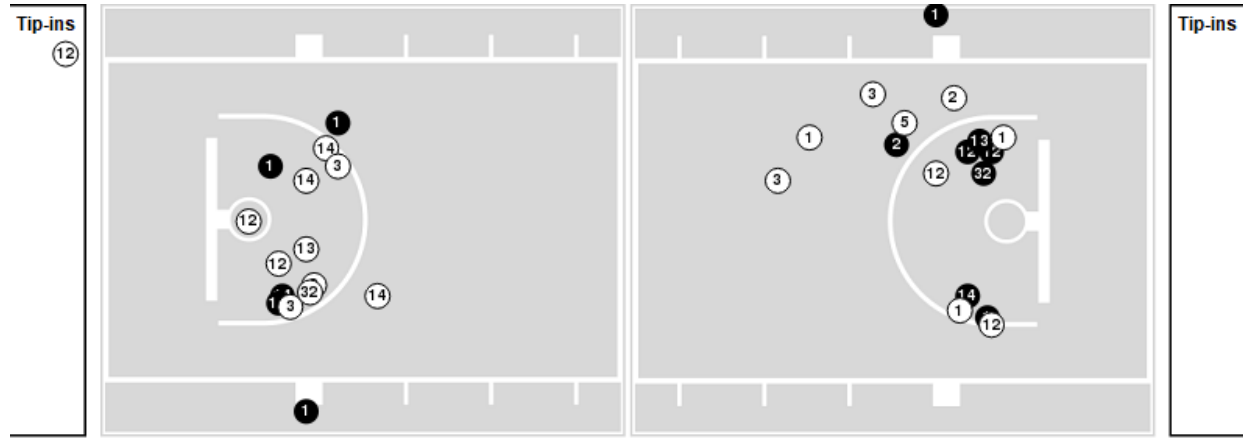
Officials: Eric Brewton, Meadow Overstreet, Christopher Saucedo

Players => AllFG Types=>AllResults=>All
West Ga.

All Field Goals



Blow Up Chart



● Made ○ Missed N - Player Number

West Ga.	M/A	%
Field Goals	25/68	37
2 Points	15/39	38
3 Points	10/29	34
Free Throws	8/12	67

West Ga.	M/A	%
Points in the Paint	22 (11 / 30)	37
Fast Break Points	16 (7/7)	100
Second Chance Points	13 (8/18)	44
Effective FG%	44	

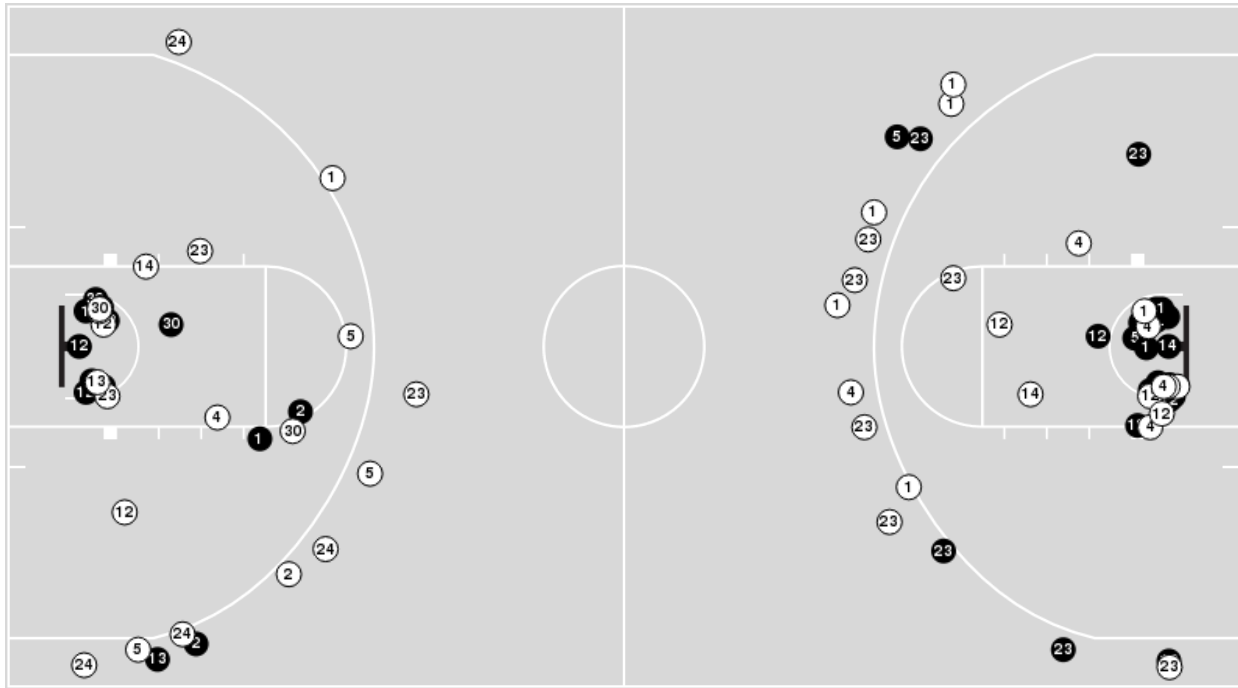


Officials: Eric Brewton, Meadow Overstreet, Christopher Saucedo

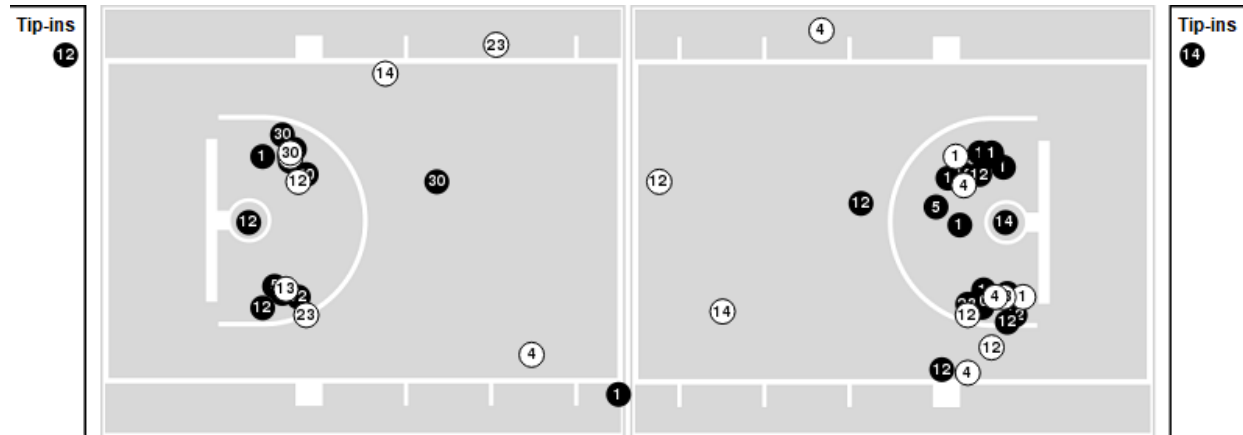
Players => 1, 2, 4, 5, 10, 11, 12, 13, 14, 23, 24, 30, 35FG Types=>AllResults=>All

Vanderbilt

All Field Goals



Blow Up Chart



● Made ○ Missed N - Player Number

Vanderbilt	M/A	%
Field Goals	41/84	49
2 Points	34/57	60
3 Points	7/27	26
Free Throws	14/19	74

Vanderbilt	M/A	%
Points in the Paint	62 (31 / 48)	65
Fast Break Points	30 (19/24)	79
Second Chance Points	29 (16/27)	59
Effective FG%	53	



Officials: Eric Brewton, Meadow Overstreet, Christopher Saucedo

West Ga.

Lineup	Quarter On	Time On	Quarter Off	Time Off	Time on Court	Score	Score Diff	Reb	Stl	Tov	Ass	PPP
2- Davis Z/ 3- Anderson M/ 5- O'Gara G/ 12- Jones D/ 14- Blake A/	1	10:00	1	09:30	00:30	0-0	0	0	0	1	0	0.0000
2- Davis Z/ 3- Anderson M/ 5- O'Gara G/ 12- Jones D/ 32- Holliday K/	1	09:30	1	05:33	03:57	3-17	-14	3	1	5	1	0.3000
1- Tolbert S/ 13- Ledford B/ 14- Blake A/ 15- Black R/ 32- Holliday K/	1	05:33	1	04:08	01:25	2-2	0	1	0	2	1	0.6667
1- Tolbert S/ 3- Anderson M/ 13- Ledford B/ 14- Blake A/ 32- Holliday K/	1	04:08	1	02:37	01:31	5-2	3	2	0	0	1	2.5000
1- Tolbert S/ 3- Anderson M/ 12- Jones D/ 13- Ledford B/ 14- Blake A/	1	02:37	1	02:14	00:23	0-0	0	3	0	1	0	0.0000
1- Tolbert S/ 3- Anderson M/ 13- Ledford B/ 14- Blake A/ 32- Holliday K/	1	02:14	1	00:41	01:33	0-3	-3	3	0	1	0	0.0000
1- Tolbert S/ 3- Anderson M/ 5- O'Gara G/ 14- Blake A/ 32- Holliday K/	1	00:41	2	10:00	00:41	4-0	4	2	0	0	1	2.1277
1- Tolbert S/ 3- Anderson M/ 5- O'Gara G/ 12- Jones D/ 32- Holliday K/	2	10:00	2	08:36	01:24	0-5	-5	0	0	1	0	0.0000
1- Tolbert S/ 2- Davis Z/ 3- Anderson M/ 12- Jones D/ 32- Holliday K/	2	08:36	2	07:56	00:40	0-0	0	1	1	1	0	0.0000
1- Tolbert S/ 2- Davis Z/ 3- Anderson M/ 12- Jones D/ 14- Blake A/	2	07:56	2	05:47	02:09	5-5	0	1	1	2	1	1.2500
1- Tolbert S/ 2- Davis Z/ 12- Jones D/ 13- Ledford B/ 14- Blake A/	2	05:47	2	05:16	00:31	0-2	-2	1	0	0	0	0.0000
2- Davis Z/ 5- O'Gara G/ 13- Ledford B/ 14- Blake A/ 32- Holliday K/	2	05:16	2	04:53	00:23	2-2	0	2	0	1	0	1.0638
1- Tolbert S/ 3- Anderson M/ 12- Jones D/ 13- Ledford B/ 32- Holliday K/	2	04:53	2	03:56	00:57	0-4	-4	0	1	2	0	0.0000
1- Tolbert S/ 2- Davis Z/ 12- Jones D/ 13- Ledford B/ 32- Holliday K/	2	03:56	2	03:20	00:36	0-2	-2	0	0	0	0	0.0000
1- Tolbert S/ 2- Davis Z/ 5- O'Gara G/ 12- Jones D/ 32- Holliday K/	2	03:20	2	02:11	01:09	2-3	-1	1	0	1	1	0.6667
1- Tolbert S/ 2- Davis Z/ 5- O'Gara G/ 14- Blake A/ 32- Holliday K/	2	02:11	3	10:00	02:11	4-12	-8	1	0	2	1	1.0309
1- Tolbert S/ 2- Davis Z/ 5- O'Gara G/ 12- Jones D/ 14- Blake A/	3	10:00	3	06:42	03:18	4-6	-2	2	2	1	1	0.6667
1- Tolbert S/ 3- Anderson M/ 12- Jones D/ 13- Ledford B/ 32- Holliday K/	3	06:42	3	05:32	01:10	0-2	-2	3	0	1	0	0.0000
2- Davis Z/ 5- O'Gara G/ 12- Jones D/ 13- Ledford B/ 32- Holliday K/	3	05:32	3	03:47	01:45	9-6	3	2	0	0	3	3.0000
2- Davis Z/ 5- O'Gara G/ 13- Ledford B/ 14- Blake A/ 32- Holliday K/	3	03:47	3	02:34	01:13	7-2	5	0	1	0	1	2.3333
1- Tolbert S/ 2- Davis Z/ 5- O'Gara G/ 12- Jones D/ 14- Blake A/	3	02:34	4	10:00	02:34	5-4	1	3	0	0	1	1.6667
1- Tolbert S/ 2- Davis Z/ 5- O'Gara G/ 12- Jones D/ 32- Holliday K/	4	10:00	4	07:31	02:29	0-8	-8	1	0	0	0	0.0000
1- Tolbert S/ 3- Anderson M/ 12- Jones D/ 13- Ledford B/ 14- Blake A/	4	07:31	4	05:54	01:37	4-8	-4	0	0	2	2	1.0000
3- Anderson M/ 5- O'Gara G/ 12- Jones D/ 13- Ledford B/ 14- Blake A/	4	05:54	4	02:44	03:10	8-5	3	5	1	1	3	1.0152
1- Tolbert S/ 2- Davis Z/ 15- Black R/ 21- Hicks H/ 32- Holliday K/	4	02:44	4	01:18	01:26	2-3	-1	2	0	0	1	0.6667
1- Tolbert S/ 10- Thrower C/ 11- Font G/ 15- Black R/ 32- Holliday K/	4	01:18	4	00:00	01:18	2-0	2	2	0	1	0	1.0638



Official Basketball Rotations Summary - Final
West Ga. at Vanderbilt
 12/21/24 Memorial Gymnasium (Vanderbilt), Nashville
 2024-25 Women's Basketball

Game Time: 11:00 AM
Game Duration: 1:43
Attendance: 2,634

Officials: Eric Brewton, Meadow Overstreet, Christopher Saucedo

Vanderbilt

Lineup	Quarter On	Time On	Quarter Off	Time Off	Time on Court	Score	Score Diff	Reb	Stl	Tov	Ass	PPP
1- Blakes M/ 10- Nwaba J/ 11- Oliver J/ 12- Pierre K/ 23- Moore I/	1	10:00	1	05:33	04:27	17-3	14	7	6	1	6	1.5625
1- Blakes M/ 4- Greene M/ 12- Pierre K/ 14- Mitchell A/ 23- Moore I/	1	05:33	1	02:37	02:56	4-7	-3	2	0	0	0	0.8000
4- Greene M/ 5- Kapinus L/ 12- Pierre K/ 14- Mitchell A/ 23- Moore I/	1	02:37	1	02:18	00:19	0-0	0	0	0	0	0	0.0000
1- Blakes M/ 4- Greene M/ 12- Pierre K/ 14- Mitchell A/ 23- Moore I/	1	02:18	2	10:00	02:18	3-4	-1	5	1	0	0	0.5102
4- Greene M/ 5- Kapinus L/ 10- Nwaba J/ 11- Oliver J/ 14- Mitchell A/	2	10:00	2	07:28	02:32	5-0	5	4	1	1	2	1.2500
1- Blakes M/ 5- Kapinus L/ 10- Nwaba J/ 11- Oliver J/ 12- Pierre K/	2	07:28	2	05:16	02:12	7-5	2	0	1	1	2	1.7500
1- Blakes M/ 5- Kapinus L/ 11- Oliver J/ 12- Pierre K/ 23- Moore I/	2	05:16	2	02:11	03:05	11-4	7	4	1	2	2	1.3959
1- Blakes M/ 4- Greene M/ 11- Oliver J/ 12- Pierre K/ 23- Moore I/	2	02:11	2	00:58	01:12	6-0	6	0	1	0	2	3.0000
1- Blakes M/ 4- Greene M/ 11- Oliver J/ 14- Mitchell A/ 23- Moore I/	2	00:58	3	10:00	00:58	6-4	2	2	1	0	1	2.0000
1- Blakes M/ 10- Nwaba J/ 11- Oliver J/ 12- Pierre K/ 23- Moore I/	3	10:00	3	06:42	03:18	6-4	2	5	1	2	0	1.2000
1- Blakes M/ 4- Greene M/ 12- Pierre K/ 23- Moore I/ 24- Makurat A/	3	06:42	3	05:32	01:10	4-0	4	3	1	0	0	1.0638
1- Blakes M/ 5- Kapinus L/ 12- Pierre K/ 23- Moore I/ 24- Makurat A/	3	05:32	3	03:47	01:45	4-9	-5	3	0	0	0	1.3333
1- Blakes M/ 5- Kapinus L/ 13- Pissott J/ 14- Mitchell A/ 24- Makurat A/	3	03:47	4	10:00	03:47	6-12	-6	2	0	3	1	1.0000
2- Brown J/ 5- Kapinus L/ 13- Pissott J/ 14- Mitchell A/ 24- Makurat A/	4	10:00	4	06:43	03:17	12-2	10	7	1	1	3	1.8072
2- Brown J/ 5- Kapinus L/ 13- Pissott J/ 24- Makurat A/ 30- Wilson T/	4	06:43	4	02:34	04:09	10-10	0	5	1	2	3	0.9690
2- Brown J/ 5- Kapinus L/ 10- Nwaba J/ 24- Makurat A/ 30- Wilson T/	4	02:34	4	00:00	02:34	2-4	-2	2	1	0	1	0.5000



Officials: Eric Brewton, Meadow Overstreet, Christopher Saucedo

West Ga.

Lineup	Time	Score	Score Diff	Pts/Min	Reb	Stl	Tov	Ass	PPP
1- Tolbert S/ 2- Davis Z/ 5- O'Gara G/ 12- Jones D/ 14- Blake A/	05:52	9-10	-1	1.5341	5	2	1	2	1.0000
2- Davis Z/ 3- Anderson M/ 5- O'Gara G/ 12- Jones D/ 32- Holliday K/	03:57	3-17	-14	0.7595	3	1	5	1	0.3000
1- Tolbert S/ 2- Davis Z/ 5- O'Gara G/ 12- Jones D/ 32- Holliday K/	03:38	2-11	-9	0.5505	2	0	1	1	0.2857
3- Anderson M/ 5- O'Gara G/ 12- Jones D/ 13- Ledford B/ 14- Blake A/	03:10	8-5	3	2.5263	5	1	1	3	1.0152
1- Tolbert S/ 3- Anderson M/ 13- Ledford B/ 14- Blake A/ 32- Holliday K/	03:04	5-5	0	1.6304	5	0	1	1	1.0000
1- Tolbert S/ 2- Davis Z/ 5- O'Gara G/ 14- Blake A/ 32- Holliday K/	02:11	4-12	-8	1.8321	1	0	2	1	1.0309
1- Tolbert S/ 2- Davis Z/ 3- Anderson M/ 12- Jones D/ 14- Blake A/	02:09	5-5	0	2.3256	1	1	2	1	1.2500
1- Tolbert S/ 3- Anderson M/ 12- Jones D/ 13- Ledford B/ 32- Holliday K/	02:07	0-6	-6	0.0000	3	1	3	0	0.0000
1- Tolbert S/ 3- Anderson M/ 12- Jones D/ 13- Ledford B/ 14- Blake A/	02:00	4-8	-4	2.0000	3	0	3	2	0.8000
2- Davis Z/ 5- O'Gara G/ 12- Jones D/ 13- Ledford B/ 32- Holliday K/	01:45	9-6	3	5.1429	2	0	0	3	3.0000
2- Davis Z/ 5- O'Gara G/ 13- Ledford B/ 14- Blake A/ 32- Holliday K/	01:36	9-4	5	5.6250	2	1	1	1	1.8443
1- Tolbert S/ 2- Davis Z/ 15- Black R/ 21- Hicks H/ 32- Holliday K/	01:26	2-3	-1	1.3953	2	0	0	1	0.6667
1- Tolbert S/ 13- Ledford B/ 14- Blake A/ 15- Black R/ 32- Holliday K/	01:25	2-2	0	1.4118	1	0	2	1	0.6667
1- Tolbert S/ 3- Anderson M/ 5- O'Gara G/ 12- Jones D/ 32- Holliday K/	01:24	0-5	-5	0.0000	0	0	1	0	0.0000
1- Tolbert S/ 10- Thrower C/ 11- Font G/ 15- Black R/ 32- Holliday K/	01:18	2-0	2	1.5385	2	0	1	0	1.0638
1- Tolbert S/ 3- Anderson M/ 5- O'Gara G/ 14- Blake A/ 32- Holliday K/	00:41	4-0	4	5.8537	2	0	0	1	2.1277
1- Tolbert S/ 2- Davis Z/ 3- Anderson M/ 12- Jones D/ 32- Holliday K/	00:40	0-0	0	0.0000	1	1	1	0	0.0000
1- Tolbert S/ 2- Davis Z/ 12- Jones D/ 13- Ledford B/ 32- Holliday K/	00:36	0-2	-2	0.0000	0	0	0	0	0.0000
1- Tolbert S/ 2- Davis Z/ 12- Jones D/ 13- Ledford B/ 14- Blake A/	00:31	0-2	-2	0.0000	1	0	0	0	0.0000
2- Davis Z/ 3- Anderson M/ 5- O'Gara G/ 12- Jones D/ 14- Blake A/	00:30	0-0	0	0.0000	0	0	1	0	0.0000



West Ga. at Vanderbilt

12/21/24 Memorial Gymnasium (Vanderbilt), Nashville
2024-25 Women's Basketball

Officials: Eric Brewton, Meadow Overstreet, Christopher Saucedo

Vanderbilt

Lineup	Time	Score	Score Diff	Pts/Min	Reb	Stl	Tov	Ass	PPP
1- Blakes M/ 10- Nwaba J/ 11- Oliver J/ 12- Pierre K/ 23- Moore I/	07:45	23-7	16	2.9677	12	7	3	6	1.4484
1- Blakes M/ 4- Greene M/ 12- Pierre K/ 14- Mitchell A/ 23- Moore I/	05:14	7-11	-4	1.3376	7	1	0	0	0.6434
2- Brown J/ 5- Kapinus L/ 13- Pissott J/ 24- Makurat A/ 30- Wilson T/	04:09	10-10	0	2.4096	5	1	2	3	0.9690
1- Blakes M/ 5- Kapinus L/ 13- Pissott J/ 14- Mitchell A/ 24- Makurat A/	03:47	6-12	-6	1.5859	2	0	3	1	1.0000
2- Brown J/ 5- Kapinus L/ 13- Pissott J/ 14- Mitchell A/ 24- Makurat A/	03:17	12-2	10	3.6548	7	1	1	3	1.8072
1- Blakes M/ 5- Kapinus L/ 11- Oliver J/ 12- Pierre K/ 23- Moore I/	03:05	11-4	7	3.5676	4	1	2	2	1.3959
2- Brown J/ 5- Kapinus L/ 10- Nwaba J/ 24- Makurat A/ 30- Wilson T/	02:34	2-4	-2	0.7792	2	1	0	1	0.5000
4- Greene M/ 5- Kapinus L/ 10- Nwaba J/ 11- Oliver J/ 14- Mitchell A/	02:32	5-0	5	1.9737	4	1	1	2	1.2500
1- Blakes M/ 5- Kapinus L/ 10- Nwaba J/ 11- Oliver J/ 12- Pierre K/	02:12	7-5	2	3.1818	0	1	1	2	1.7500
1- Blakes M/ 5- Kapinus L/ 12- Pierre K/ 23- Moore I/ 24- Makurat A/	01:45	4-9	-5	2.2857	3	0	0	0	1.3333
1- Blakes M/ 4- Greene M/ 11- Oliver J/ 12- Pierre K/ 23- Moore I/	01:12	6-0	6	4.9519	0	1	0	2	3.0000
1- Blakes M/ 4- Greene M/ 12- Pierre K/ 23- Moore I/ 24- Makurat A/	01:10	4-0	4	3.4286	3	1	0	0	1.0638
1- Blakes M/ 4- Greene M/ 11- Oliver J/ 14- Mitchell A/ 23- Moore I/	00:58	6-4	2	6.1750	2	1	0	1	2.0000
4- Greene M/ 5- Kapinus L/ 12- Pierre K/ 14- Mitchell A/ 23- Moore I/	00:19	0-0	0	0.0000	0	0	0	0	0.0000