



Officials: Byron Jarrett, Todd Austin, Chris Ford

The Citadel - 53

Record: 5-6

NO. Name	F	Min	FG		3P		FT			Rebounds			Fouls		TP	AS	TO	ST	Blocks		+/-
			M-A	M-A	M-A	OR	DR	TOT	PF	FD	BS	BA									
1 Christian Moore	F	13:18	0-2	0-2	0-0	0	1	1	2	0	0	0	0	2	0	2	0	0	0	0	-27
3 Sola Adebisi	F	24:59	4-6	0-2	0-0	2	4	6	0	0	8	0	0	1	0	1	0	2	0	0	-45
7 Paxton Davidson	G	26:33	1-4	1-4	0-0	0	2	2	3	1	3	2	2	0	1	0	1	0	0	-43	
10 Brody Fox	G	31:46	2-8	0-1	5-12	1	3	4	1	9	9	2	6	1	0	2	0	0	0	-47	
22 Keynan Davis	G	19:14	3-7	1-5	0-0	0	0	0	0	0	7	0	4	0	1	0	0	0	0	-32	
5 Kam Roberts		09:04	1-1	0-0	0-0	0	2	2	0	1	2	1	2	0	0	0	0	0	0	-6	
25 John Adams		16:44	0-2	0-0	0-2	3	0	3	5	3	0	2	0	0	1	0	0	0	0	-15	
12 Colby McAllister		21:58	5-7	2-4	3-3	1	0	1	1	1	15	0	1	0	0	0	0	0	0	-18	
11 Dante Kearse		16:22	2-7	2-6	0-0	1	3	4	2	1	6	1	1	1	0	0	0	0	0	-13	
2 Cam Glover		10:22	1-2	1-2	0-0	0	1	1	1	0	3	0	0	0	0	0	0	0	0	-5	
23 Dominic Commisso		04:38	0-0	0-0	0-0	0	0	0	1	0	0	1	0	0	0	0	0	0	0	-3	
4 Eze Wali		05:03	0-0	0-0	0-0	0	0	0	0	0	0	0	0	0	0	0	0	0	0	-6	
Team						1	2	3			0				1						
Totals			19-46	7-26	8-17	9	18	27	16	16	53	9	20	1	5	2				-52	

Shooting By Period			
1st FG%	8-24		33.3%
3PT%	3-12		25.0%
FT%	2-5		40%
2nd FG%	11-22		50.0%
3PT%	4-14		28.6%
FT%	6-12		50%
GM FG%	19-46		41.3%
3PT%	7-26		26.9%
FT%	8-17		47.1%

Dead Ball Rebounds: 4, 0

Technical Fouls::NONE

Vanderbilt - 105

Record: 10-1

NO. Name	F	Min	FG		3P		FT			Rebounds			Fouls		TP	AS	TO	ST	Blocks		+/-
			M-A	M-A	M-A	OR	DR	TOT	PF	FD	BS	BA									
5 Tyler Nickel	F	22:00	4-8	3-6	0-0	2	0	2	1	1	11	0	0	0	0	0	0	0	0	30	
99 Devin McGlockton	F	23:18	9-13	1-2	0-1	5	3	8	1	1	19	1	0	0	0	1	0	0	1	38	
4 Grant Huffman	G	18:04	1-3	0-0	0-0	0	0	0	4	1	2	2	0	1	0	1	0	1	27		
11 A.J. Hoggard	G	22:08	4-8	2-2	3-4	1	2	3	2	2	13	8	1	3	0	1	34	0	34		
30 Chris Manon	G	18:37	3-5	0-1	0-0	4	1	5	0	0	6	1	0	5	1	1	32	0	32		
1 Jason Edwards		21:55	5-10	3-4	6-6	0	4	4	0	4	19	3	0	1	0	1	29	0	29		
22 Jaylen Carey		16:39	5-8	0-2	2-2	2	5	7	4	2	12	0	0	0	1	0	22	0	22		
2 MJ Collins		15:18	2-3	1-1	1-2	0	1	1	1	1	6	0	0	2	0	0	14	0	14		
3 Tyler Tanner		20:06	3-6	1-3	0-0	0	1	1	1	0	7	3	0	2	0	0	25	0	25		
24 JaQualon "JQ" Roberts		06:37	0-1	0-0	1-2	1	0	1	2	2	1	0	1	1	0	0	4	0	4		
10 Jordan Williams		05:27	1-1	0-0	0-0	0	0	0	0	0	2	0	1	0	0	0	6	0	6		
7 Graham Calton		02:55	0-0	0-0	0-0	0	0	0	0	0	0	0	0	0	0	0	0	0	0		
15 Coleson Messer		02:55	0-1	0-1	0-0	0	1	1	0	0	0	1	0	0	0	0	0	0	0		
25 Miles Keeffe		02:55	1-1	1-1	4-4	0	2	2	0	2	7	0	0	0	0	0	0	0	0		
21 Hollman Smith		01:06	0-0	0-0	0-0	0	0	0	0	0	0	0	0	0	0	0	0	0	-1		
Team						0	3	3			0				0						
Totals			38-68	12-23	17-21	15	23	38	16	16	105	19	3	15	2	5				52	

Shooting By Period			
1st FG%	19-36		52.8%
3PT%	8-14		57.1%
FT%	3-4		75%
2nd FG%	19-32		59.4%
3PT%	4-9		44.4%
FT%	14-17		82.4%
GM FG%	38-68		55.9%
3PT%	12-23		52.2%
FT%	17-21		81.0%

Dead Ball Rebounds: 1, 0

Technical Fouls::NONE

	CIT	Vandy
Biggest lead	0 (1st 20:00)	53 (2nd 1:08)
Best Scoring Run	5(1st 0:48)	12(1st 2:14)
Lead Changes	0	
Times Tied	0	
Time with Lead	00:00	39:48

	CIT	Vandy
Points from Turnovers	2	35
Paint	24	52
Second Chance	12	18
Fast Breaks	0	15
Bench	26	54

	Period by Period Scoring		
	1st	2nd	TOT
CIT	21	32	53
Vandy	49	56	105



Period 1

Quarter Starters:

Vandy	4 Huffman G	5 Nickel T	11 Hoggard A	30 Manon C	99 McGlockton D
CIT	1 Moore C	3 Adebisi S	7 Davidson P	10 Fox B	22 Davis K

Game Time	Vandy	Score	Diff	CIT
20:00	99 MCGLOCKTON D jumpball won			3 ADEBISI S jumpball lost
19:48	99 MCGLOCKTON D 2pt FG in the paint, driving layup made (2)	2-0	2	
19:17				22 DAVIS K 3pt FG , jump shot missed
19:14	99 MCGLOCKTON D defensive rebound (1)			
19:09	5 NICKEL T 3pt FG fast break, jump shot made (3)	5-0	5	
19:09	11 HOGGARD A assist (1)			
18:51	11 HOGGARD A steal (1)			22 DAVIS K turnover lost ball (1)
18:43	11 HOGGARD A 2pt FG from turnover in the paint, layup missed			
18:43	99 MCGLOCKTON D offensive rebound (2)			
18:43	99 MCGLOCKTON D 2pt FG from turnover second chance in the paint, tip-in layup missed			
18:43				defensive rebound (1)
18:29				7 DAVIDSON P 3pt FG , jump shot missed
18:24	defensive rebound (3)			
18:11	11 HOGGARD A 2pt FG in the paint, driving layup made (2)	7-0	7	
17:51		7-2	5	3 ADEBISI S 2pt FG in the paint, dunk, made (2)
17:51				10 FOX B assist (1)
17:22	30 MANON C 2pt FG in the paint, driving layup blocked			
17:22				3 ADEBISI S block (1)
17:17	99 MCGLOCKTON D offensive rebound (3)			
17:17	99 MCGLOCKTON D 2pt FG second chance in the paint, tip-in layup missed			
17:14	5 NICKEL T offensive rebound (1)			
17:01	4 HUFFMAN G 2pt FG second chance in the paint, driving layup missed			
16:57				3 ADEBISI S defensive rebound (1)
16:51	4 HUFFMAN G foul drawn (1)			1 MOORE C foul offensive (1 - 1)
16:51				1 MOORE C turnover offensive (1)
16:36	5 NICKEL T 2pt FG from turnover outside the paint, turnaround jump shot missed			
16:34	30 MANON C offensive rebound (1)			
16:30	5 NICKEL T 3pt FG from turnover second chance, jump shot missed			
16:28	99 MCGLOCKTON D offensive rebound (4)			
16:26	99 MCGLOCKTON D 2pt FG from turnover second chance in the paint, layup made (4)	9-2	7	
16:06	4 HUFFMAN G foul personal (1 - 1)			10 FOX B foul drawn (1)
16:06	4 HUFFMAN G substitution out			
16:06	99 MCGLOCKTON D substitution out			
16:06	1 EDWARDS J substitution in			
16:06	22 CAREY J substitution in			
15:57				1 MOORE C 3pt FG , jump shot missed
15:52	22 CAREY J defensive rebound (1)			
15:39	1 EDWARDS J 3pt FG , jump shot made (3)	12-2	10	
15:39	30 MANON C assist (1)			



Official Basketball Play by Play - First Half
The Citadel at Vanderbilt
 12/18/24 Memorial Gymnasium (Vanderbilt), Nashville, Tenn.
 Vanderbilt vs. The Citadel

Game Time: 7:00 PM
Game Duration: 1:53
Attendance: 6,317

Officials: Byron Jarrett, Todd Austin, Chris Ford

Game Time	Vandy	Score	Diff	CIT
15:19	30 MANON C steal (1)			10 FOX B turnover lost ball (1)
14:59	30 MANON C 3pt FG from turnover, jump shot missed			
14:56	22 CAREY J offensive rebound (2)			
14:55	22 CAREY J foul drawn (1)			1 MOORE C foul personal (2 - 2)
14:55	Timeout media			
14:55	30 MANON C substitution out			
14:55	2 COLLINS M substitution in			
14:55				1 MOORE C substitution out
14:55				3 ADEBISI S substitution out
14:55				5 ROBERTS K substitution in
14:55				25 ADAMS J substitution in
14:54	22 CAREY J 2pt FG from turnover second chance in the paint, layup made (2)	14-2	12	
14:54	11 HOGGARD A assist (2)			
14:39		14-4	10	22 DAVIS K 2pt FG in the paint, dunk, made (2)
14:39				7 DAVIDSON P assist (1)
14:21	1 EDWARDS J 2pt FG outside the paint, jump shot missed			
14:18				7 DAVIDSON P defensive rebound (1)
14:12	22 CAREY J foul personal (1 - 2)			25 ADAMS J foul drawn (1)
14:12	5 NICKEL T substitution out			
14:12	11 HOGGARD A substitution out			
14:12	3 TANNER T substitution in			
14:12	99 MCGLOCKTON D substitution in			
13:59				22 DAVIS K turnover bad pass (2)
13:38	22 CAREY J 2pt FG from turnover in the paint, layup made (4)	16-4	12	
13:38	3 TANNER T assist (1)			
13:08				25 ADAMS J 2pt FG in the paint, layup missed
13:06	99 MCGLOCKTON D defensive rebound (5)			
12:48	3 TANNER T 3pt FG , jump shot missed			
12:46				5 ROBERTS K defensive rebound (1)
12:27				7 DAVIDSON P turnover bad pass (1)
12:27				22 DAVIS K substitution out
12:27				12 MCALLISTER C substitution in
12:07	1 EDWARDS J foul drawn (1)			25 ADAMS J foul shooting (1 - 3)
12:07	1 EDWARDS J free throw 1 - 2 made (4)	17-4	13	
12:07	1 EDWARDS J free throw 2 - 2 made (5)	18-4	14	
12:07				10 FOX B substitution out
12:07				11 KEARSE D substitution in
11:47				11 KEARSE D 3pt FG , jump shot missed
11:45				11 KEARSE D offensive rebound (1)
11:45	2 COLLINS M foul personal (1 - 3)			11 KEARSE D foul drawn (1)
11:45	Timeout media			
11:45				5 ROBERTS K substitution out
11:45				7 DAVIDSON P substitution out
11:45				2 GLOVER C substitution in
11:45				3 ADEBISI S substitution in
11:37				11 KEARSE D 2pt FG second chance in the paint, driving layup missed
11:35	22 CAREY J defensive rebound (3)			
11:27	22 CAREY J 3pt FG , jump shot missed			



Official Basketball Play by Play - First Half
The Citadel at Vanderbilt
 12/18/24 Memorial Gymnasium (Vanderbilt), Nashville, Tenn.
 Vanderbilt vs. The Citadel

Game Time: 7:00 PM
Game Duration: 1:53
Attendance: 6,317

Officials: Byron Jarrett, Todd Austin, Chris Ford

Game Time	Vandy	Score	Diff	CIT
11:25				2 GLOVER C defensive rebound (1)
11:10				2 GLOVER C 3pt FG , jump shot missed
11:06				25 ADAMS J offensive rebound (1)
10:43		18-6	12	12 MCALLISTER C 2pt FG second chance in the paint, layup made (2)
10:43				25 ADAMS J assist (1)
10:30	99 MCGLOCKTON D 2pt FG in the paint, jump shot made (6)	20-6	14	
10:30	3 TANNER T assist (2)			
10:30	99 MCGLOCKTON D foul drawn (1)			25 ADAMS J foul shooting (2 - 4)
10:30	2 COLLINS M substitution out			
10:30	22 CAREY J substitution out			
10:30	4 HUFFMAN G substitution in			
10:30	5 NICKEL T substitution in			
10:30	99 MCGLOCKTON D free throw 1 - 1 missed			
10:29				3 ADEBISI S defensive rebound (2)
10:18	3 TANNER T steal (1)			12 MCALLISTER C turnover bad pass (1)
10:16	3 TANNER T 2pt FG fast break from turnover in the paint, dunk, made (2)	22-6	16	
09:56				3 ADEBISI S 3pt FG , jump shot missed
09:54	1 EDWARDS J defensive rebound (1)			
09:40	1 EDWARDS J 3pt FG , jump shot missed			
09:37				3 ADEBISI S defensive rebound (3)
09:18				3 ADEBISI S 3pt FG , jump shot missed
09:16	1 EDWARDS J defensive rebound (2)			
09:06	3 TANNER T 3pt FG , jump shot made (5)	25-6	19	
09:06	4 HUFFMAN G assist (1)			
09:03				Timeout 30 Sec
09:03	1 EDWARDS J substitution out			
09:03	11 HOGGARD A substitution in			
09:03				11 KEARSE D substitution out
09:03				12 MCALLISTER C substitution out
09:03				25 ADAMS J substitution out
09:03				7 DAVIDSON P substitution in
09:03				10 FOX B substitution in
09:03				22 DAVIS K substitution in
08:36				10 FOX B 2pt FG in the paint, jump shot missed
08:35	defensive rebound (14)			
08:23	11 HOGGARD A foul offensive (1 - 4)			10 FOX B foul drawn (2)
08:23	11 HOGGARD A turnover offensive (1)			
08:17				10 FOX B 2pt FG from turnover in the paint, driving layup missed
08:14	3 TANNER T defensive rebound (1)			
08:01	11 HOGGARD A 3pt FG , jump shot made (5)	28-6	22	
08:01	3 TANNER T assist (3)			
07:40		28-9	19	22 DAVIS K 3pt FG , jump shot made (5)
07:40				10 FOX B assist (2)
07:28	99 MCGLOCKTON D 2pt FG in the paint, layup made (8)	30-9	21	
07:28	4 HUFFMAN G assist (2)			
07:06				Timeout media
07:06	3 TANNER T substitution out			



Official Basketball Play by Play - First Half
The Citadel at Vanderbilt
 12/18/24 Memorial Gymnasium (Vanderbilt), Nashville, Tenn.
 Vanderbilt vs. The Citadel

Game Time: 7:00 PM
Game Duration: 1:53
Attendance: 6,317

Officials: Byron Jarrett, Todd Austin, Chris Ford

Game Time	Vandy	Score	Diff	CIT
07:06	99 MCGLOCKTON D substitution out			
07:06	1 EDWARDS J substitution in			
07:06	24 ROBERTS J substitution in			
07:06				2 GLOVER C substitution out
07:06				23 COMMISSO D substitution in
06:53	5 NICKEL T foul shooting (1 - 5)			10 FOX B foul drawn (3)
06:53				10 FOX B free throw 1 - 2 missed
06:53				offensive dead ball rebound (1)
06:53				10 FOX B free throw 2 - 2 missed
06:52	11 HOGGARD A defensive rebound (1)			
06:38	24 ROBERTS J foul drawn (1)			23 COMMISSO D foul personal (1 - 5)
06:29	11 HOGGARD A 2pt FG in the paint, jump shot missed			
06:26				10 FOX B defensive rebound (1)
06:21	4 HUFFMAN G foul shooting (2 - 6)			10 FOX B foul drawn (4)
06:21		30-10	20	10 FOX B free throw 1 - 2 made (1)
06:21	4 HUFFMAN G substitution out			
06:21	30 MANON C substitution in			
06:21		30-11	19	10 FOX B free throw 2 - 2 made (2)
05:57	1 EDWARDS J 3pt FG , jump shot made (8)	33-11	22	
05:37	11 HOGGARD A steal (2)			10 FOX B turnover bad pass (2)
05:33	11 HOGGARD A 2pt FG fast break from turnover in the paint, driving layup made (7)	35-11	24	
05:23				Timeout 30 Sec
05:23	5 NICKEL T substitution out			
05:23	24 ROBERTS J substitution out			
05:23	22 CAREY J substitution in			
05:23	99 MCGLOCKTON D substitution in			
05:23				23 COMMISSO D substitution out
05:23				11 KEARSE D substitution in
05:03				10 FOX B 2pt FG in the paint, layup blocked
05:03	30 MANON C block (1)			
05:02				offensive rebound (11)
05:00				22 DAVIS K 3pt FG second chance, jump shot missed
04:55				3 ADEBISI S offensive rebound (4)
04:55		35-13	22	3 ADEBISI S 2pt FG second chance in the paint, tip-in layup made (4)
04:25	11 HOGGARD A 2pt FG outside the paint, turnaround jump shot missed			
04:22	30 MANON C offensive rebound (2)			
04:20	11 HOGGARD A 3pt FG second chance, jump shot made (10)	38-13	25	
04:20	1 EDWARDS J assist (1)			
03:44	1 EDWARDS J steal (1)			22 DAVIS K turnover lost ball (3)
03:35	99 MCGLOCKTON D 3pt FG from turnover, jump shot made (11)	41-13	28	
03:35	11 HOGGARD A assist (3)			
03:12				11 KEARSE D 3pt FG , jump shot missed
03:10	11 HOGGARD A defensive rebound (2)			
03:04	22 CAREY J 2pt FG in the paint, dunk, made (6)	43-13	30	
03:04	1 EDWARDS J assist (2)			
02:23				turnover shot clock (9)
02:23				Timeout media



Official Basketball Play by Play - First Half
The Citadel at Vanderbilt
 12/18/24 Memorial Gymnasium (Vanderbilt), Nashville, Tenn.
 Vanderbilt vs. The Citadel

Game Time: 7:00 PM
Game Duration: 1:53
Attendance: 6,317

Officials: Byron Jarrett, Todd Austin, Chris Ford

Game Time	Vandy	Score	Diff	CIT
02:23	11 HOGGARD A substitution out			
02:23	2 COLLINS M substitution in			
02:23				3 ADEBISI S substitution out
02:23				7 DAVIDSON P substitution out
02:23				22 DAVIS K substitution out
02:23				2 GLOVER C substitution in
02:23				12 MCALLISTER C substitution in
02:23				25 ADAMS J substitution in
02:14	1 EDWARDS J 3pt FG from turnover, jump shot made (11)	46-13	33	
02:14	99 MCGLOCKTON D assist (1)			
02:14	1 EDWARDS J foul drawn (2)			2 GLOVER C foul shooting (1 - 6)
02:14	1 EDWARDS J free throw 1 - 1 made (12)	47-13	34	
01:56		47-16	31	2 GLOVER C 3pt FG , jump shot made (3)
01:56				11 KEARSE D assist (1)
01:47	1 EDWARDS J 2pt FG in the paint, driving layup made (14)	49-16	33	
01:25		49-18	31	10 FOX B 2pt FG in the paint, layup made (4)
01:25	22 CAREY J foul shooting (2 - 7)			10 FOX B foul drawn (5)
01:25	99 MCGLOCKTON D substitution out			
01:25	5 NICKEL T substitution in			
01:25				10 FOX B free throw 1 - 1 missed
01:24	22 CAREY J defensive rebound (4)			
01:15	1 EDWARDS J 2pt FG in the paint, jump shot missed			
01:13				10 FOX B defensive rebound (2)
00:55				10 FOX B 2pt FG in the paint, layup blocked
00:55	22 CAREY J block (1)			
00:51				25 ADAMS J offensive rebound (2)
00:51				25 ADAMS J 2pt FG second chance in the paint, tip-in layup missed
00:48				12 MCALLISTER C offensive rebound (1)
00:48		49-21	28	12 MCALLISTER C 3pt FG second chance, jump shot made (5)
00:28	22 CAREY J 2pt FG in the paint, layup missed			
00:25				10 FOX B defensive rebound (3)
00:06	30 MANON C substitution out			
00:06	3 TANNER T substitution in			
00:06				10 FOX B turnover lost ball (3)
00:03	5 NICKEL T 3pt FG from turnover, jump shot missed			
00:03				11 KEARSE D defensive rebound (2)
END OF PERIOD				
Vandy 49-21 CIT				



The Citadel at Vanderbilt

12/18/24 Memorial Gymnasium (Vanderbilt), Nashville, Tenn.
Vanderbilt vs. The Citadel

Game Time: 7:00 PM
Game Duration: 1:53
Attendance: 6,317

Officials: Byron Jarrett, Todd Austin, Chris Ford

The Citadel - 21

NO.	Name	F	Min	FG			Rebounds			Fouls		TP	AS	TO	ST	Blocks		+/-
				M-A	3P	FT	OR	DR	TOT	PF	FD					BS	BA	
1	Christian Moore	F	05:05	0-1	0-1	0-0	0	0	0	2	0	0	0	1	0	0	0	-10
3	Sola Adebisi	F	14:27	2-4	0-2	0-0	1	3	4	0	0	4	0	0	0	1	0	-26
7	Paxton Davidson	G	14:55	0-1	0-1	0-0	0	1	1	0	0	0	1	1	0	0	0	-25
10	Brody Fox	G	16:56	1-5	0-0	2-5	0	3	3	0	5	4	2	3	0	0	2	-23
22	Keynan Davis	G	14:13	2-4	1-3	0-0	0	0	0	0	0	5	0	3	0	0	0	-23
5	Kam Roberts		03:10	0-0	0-0	0-0	0	1	1	0	0	0	0	0	0	0	0	-4
25	John Adams		08:15	0-2	0-0	0-0	2	0	2	2	1	0	1	0	0	0	0	-7
12	Colby McAllister		05:47	2-2	1-1	0-0	1	0	1	0	0	5	0	1	0	0	0	-5
11	Dante Kearse		08:27	0-3	0-2	0-0	1	1	2	0	1	0	1	0	0	0	0	-9
2	Cam Glover		07:02	1-2	1-2	0-0	0	1	1	1	0	3	0	0	0	0	0	-5
23	Dominic Commisso		01:43	0-0	0-0	0-0	0	0	0	1	0	0	0	0	0	0	0	-3
Team							1	1	2			0		1				
Totals				8-24	3-12	2-5	6	11	17	6	7	21	5	10	0	1	2	-28

Shooting By Period		
1st FG%	8-24	33.3%
3PT%	3-12	25.0%
FT%	2-5	40%
GM FG%	8-24	33.3%
3PT%	3-12	25.0%
FT%	2-5	40.0%

Dead Ball Rebounds: 1, 0

Technical Fouls::NONE

Vanderbilt - 49

NO.	Name	F	Min	FG			Rebounds			Fouls		TP	AS	TO	ST	Blocks		+/-
				M-A	3P	FT	OR	DR	TOT	PF	FD					BS	BA	
5	Tyler Nickel	F	12:20	1-4	1-3	0-0	1	0	1	1	0	3	0	0	0	0	0	17
99	Devin McGlockton	F	14:58	5-7	1-1	0-1	3	2	5	0	1	11	1	0	0	0	0	25
4	Grant Huffman	G	08:03	0-1	0-0	0-0	0	0	0	2	1	0	2	0	0	0	0	13
11	A.J. Hoggard	G	12:28	4-7	2-2	0-0	0	2	2	1	0	10	3	1	2	0	0	21
30	Chris Manon	G	11:19	0-2	0-1	0-0	2	0	2	0	0	0	1	0	1	1	1	18
1	Jason Edwards		14:09	4-7	3-4	3-3	0	2	2	0	2	14	2	0	1	0	0	19
22	Jaylen Carey		10:59	3-5	0-1	0-0	1	3	4	2	1	6	0	0	0	1	0	11
2	MJ Collins		06:48	0-0	0-0	0-0	0	0	0	1	0	0	0	0	0	0	0	2
3	Tyler Tanner		07:13	2-3	1-2	0-0	0	1	1	0	0	5	3	0	1	0	0	11
24	JaQualon "JQ" Roberts		01:43	0-0	0-0	0-0	0	0	0	0	1	0	0	0	0	0	0	3
Team							0	2	2			0		0				
Totals				19-36	8-14	3-4	7	12	19	7	6	49	12	1	5	2	1	28

Shooting By Period		
1st FG%	19-36	52.8%
3PT%	8-14	57.1%
FT%	3-4	75%
GM FG%	19-36	52.8%
3PT%	8-14	57.1%
FT%	3-4	75.0%

Dead Ball Rebounds: 0, 0

Technical Fouls::NONE

	CIT	Vandy
Biggest lead	0 (1 st 20:00)	34 (1 st 2:14)
Best Scoring Run	5(1 st 0:48)	12(1 st 2:14)
Lead Changes	0	
Times Tied	0	
Time with Lead	00:00	19:48

Points from	CIT	Vandy
Turnovers	0	19
Paint	10	22
Second Chance	7	7
Fast Breaks	0	7
Bench	8	25

	Period by Period Scoring		
	1st	2nd	TOT
CIT	21	32	53
Vandy	49	56	105



Officials: Byron Jarrett, Todd Austin, Chris Ford

Period 2

Quarter Starters:

Vandy	4 Huffman G	5 Nickel T	11 Hoggard A	30 Manon C	99 McGlockton D
CIT	1 Moore C	3 Adebisi S	7 Davidson P	10 Fox B	22 Davis K

Game Time	Vandy	Score	Diff	CIT
20:00	1 EDWARDS J substitution out			
20:00	2 COLLINS M substitution out			
20:00	3 TANNER T substitution out			
20:00	22 CAREY J substitution out			
20:00	4 HUFFMAN G substitution in			
20:00	11 HOGGARD A substitution in			
20:00	30 MANON C substitution in			
20:00	99 MCGLOCKTON D substitution in			
20:00				2 GLOVER C substitution out
20:00				11 KEARSE D substitution out
20:00				12 MCALLISTER C substitution out
20:00				25 ADAMS J substitution out
20:00				1 MOORE C substitution in
20:00				3 ADEBISI S substitution in
20:00				7 DAVIDSON P substitution in
20:00				22 DAVIS K substitution in
19:41	30 MANON C steal (2)			10 FOX B turnover lost ball (4)
19:31	99 MCGLOCKTON D 2pt FG from turnover in the paint, jump shot blocked			
19:31				22 DAVIS K block (1)
19:27				1 MOORE C defensive rebound (1)
19:22				22 DAVIS K 3pt FG , jump shot missed
19:20				3 ADEBISI S offensive rebound (5)
19:12	4 HUFFMAN G steal (1)			22 DAVIS K turnover bad pass (4)
19:06	11 HOGGARD A 2pt FG from turnover in the paint, layup blocked			
19:06				3 ADEBISI S block (2)
19:03	5 NICKEL T offensive rebound (2)			
18:46	5 NICKEL T 3pt FG from turnover second chance, jump shot made (6)	52-21	31	
18:46	11 HOGGARD A assist (4)			
18:27	11 HOGGARD A steal (3)			1 MOORE C turnover bad pass (2)
18:18	99 MCGLOCKTON D 2pt FG from turnover in the paint, dunk, made (13)	54-21	33	
18:18	11 HOGGARD A assist (5)			
18:03	4 HUFFMAN G foul personal (3 - 1)			7 DAVIDSON P foul drawn (1)
17:53				22 DAVIS K 3pt FG , jump shot missed
17:51	30 MANON C defensive rebound (3)			
17:44	11 HOGGARD A foul drawn (1)			7 DAVIDSON P foul shooting (1 - 1)
17:44	11 HOGGARD A free throw 1 - 2 made (11)	55-21	34	
17:44	4 HUFFMAN G substitution out			
17:44	3 TANNER T substitution in			
17:44				1 MOORE C substitution out
17:44				3 ADEBISI S substitution out



Official Basketball Play by Play - Second Half
The Citadel at Vanderbilt
 12/18/24 Memorial Gymnasium (Vanderbilt), Nashville, Tenn.
 Vanderbilt vs. The Citadel

Game Time: 7:00 PM
Game Duration: 1:53
Attendance: 6,317

Officials: Byron Jarrett, Todd Austin, Chris Ford

Game Time	Vandy	Score	Diff	CIT
17:44				22 DAVIS K substitution out
17:44				11 KEARSE D substitution in
17:44				12 MCALLISTER C substitution in
17:44				25 ADAMS J substitution in
17:44	11 HOGGARD A free throw 2 - 2 missed			
17:43				11 KEARSE D defensive rebound (3)
17:25		55-24	31	7 DAVIDSON P 3pt FG , jump shot made (3)
17:13	99 MCGLOCKTON D 3pt FG , jump shot missed			
17:11	30 MANON C offensive rebound (4)			
17:06	3 TANNER T 2pt FG second chance in the paint, layup missed			
17:03	30 MANON C offensive rebound (5)			
17:03	30 MANON C 2pt FG second chance in the paint, tip-in layup made (2)	57-24	33	
16:34				7 DAVIDSON P 3pt FG , jump shot missed
16:32	99 MCGLOCKTON D defensive rebound (6)			
16:22	5 NICKEL T foul drawn (1)			10 FOX B foul personal (1 - 2)
16:15	jump ball situation			
16:12	5 NICKEL T 2pt FG in the paint, jump shot made (8)	59-24	35	
15:49	99 MCGLOCKTON D foul shooting (1 - 2)			10 FOX B foul drawn (6)
15:49	Timeout media			
15:49	30 MANON C substitution out			
15:49	99 MCGLOCKTON D substitution out			
15:49	1 EDWARDS J substitution in			
15:49	22 CAREY J substitution in			
15:49				10 FOX B free throw 1 - 2 missed
15:49				offensive dead ball rebound (2)
15:49				10 FOX B free throw 2 - 2 missed
15:47	22 CAREY J defensive rebound (5)			
15:35	22 CAREY J 3pt FG , jump shot missed			
15:33	11 HOGGARD A offensive rebound (3)			
15:30	11 HOGGARD A foul drawn (2)			11 KEARSE D foul shooting (1 - 3)
15:30	11 HOGGARD A free throw 1 - 2 made (12)	60-24	36	
15:30	11 HOGGARD A free throw 2 - 2 made (13)	61-24	37	
15:12	22 CAREY J foul personal (3 - 3)			25 ADAMS J foul drawn (2)
15:09		61-26	35	10 FOX B 2pt FG in the paint, dunk, made (6)
14:52	1 EDWARDS J foul drawn (3)			7 DAVIDSON P foul shooting (2 - 4)
14:52	1 EDWARDS J free throw 1 - 2 made (15)	62-26	36	
14:52	5 NICKEL T substitution out			
14:52	2 COLLINS M substitution in			
14:52				7 DAVIDSON P substitution out
14:52				2 GLOVER C substitution in
14:52	1 EDWARDS J free throw 2 - 2 made (16)	63-26	37	
14:37	22 CAREY J foul shooting (4 - 4)			25 ADAMS J foul drawn (3)
14:37				25 ADAMS J free throw 1 - 2 missed
14:37				offensive dead ball rebound (3)
14:37	22 CAREY J substitution out			
14:37	24 ROBERTS J substitution in			
14:37				25 ADAMS J free throw 2 - 2 missed
14:35	2 COLLINS M defensive rebound (1)			



Official Basketball Play by Play - Second Half
The Citadel at Vanderbilt
 12/18/24 Memorial Gymnasium (Vanderbilt), Nashville, Tenn.
 Vanderbilt vs. The Citadel

Game Time: 7:00 PM
Game Duration: 1:53
Attendance: 6,317

Officials: Byron Jarrett, Todd Austin, Chris Ford

Game Time	Vandy	Score	Diff	CIT
14:20	2 COLLINS M foul drawn (1)			25 ADAMS J foul shooting (3 - 5)
14:20	2 COLLINS M free throw 1 - 2 made (1)	64-26	38	
14:20	2 COLLINS M free throw 2 - 2 missed			
14:19	24 ROBERTS J offensive rebound (1)			
14:11	24 ROBERTS J 2pt FG second chance in the paint, layup missed			
14:08				11 KEARSE D defensive rebound (4)
13:51				12 MCALLISTER C 3pt FG , jump shot missed
13:49				10 FOX B offensive rebound (4)
13:47	24 ROBERTS J foul shooting (1 - 5)			10 FOX B foul drawn (7)
13:47		64-27	37	10 FOX B free throw 1 - 2 made (7)
13:47	11 HOGGARD A substitution out			
13:47	4 HUFFMAN G substitution in			
13:47				25 ADAMS J substitution out
13:47				3 ADEBISI S substitution in
13:47		64-28	36	10 FOX B free throw 2 - 2 made (8)
13:47				10 FOX B substitution out
13:47				5 ROBERTS K substitution in
13:34	3 TANNER T 3pt FG , jump shot missed			
13:31				5 ROBERTS K defensive rebound (2)
13:16	jump ball situation			
13:15	3 TANNER T steal (2)			11 KEARSE D turnover bad pass (1)
13:12	3 TANNER T 2pt FG fast break from turnover in the paint, driving layup made (7)	66-28	38	
12:44	24 ROBERTS J foul personal (2 - 6)			5 ROBERTS K foul drawn (1)
12:44				11 KEARSE D substitution out
12:44				22 DAVIS K substitution in
12:40	2 COLLINS M steal (1)			3 ADEBISI S turnover lost ball (1)
12:20	2 COLLINS M 2pt FG from turnover outside the paint, pull up jump shot missed			
12:17				defensive rebound (24)
12:03		66-30	36	12 MCALLISTER C 2pt FG in the paint, jump shot made (7)
11:42	24 ROBERTS J turnover lost ball (1)			
11:37	24 ROBERTS J steal (1)			5 ROBERTS K turnover lost ball (1)
11:32	24 ROBERTS J foul drawn (2)			12 MCALLISTER C foul shooting (1 - 6)
11:32	Timeout media			
11:32				2 GLOVER C substitution out
11:32				5 ROBERTS K substitution out
11:32				12 MCALLISTER C substitution out
11:32				1 MOORE C substitution in
11:32				7 DAVIDSON P substitution in
11:32				10 FOX B substitution in
11:32	24 ROBERTS J free throw 1 - 2 missed			
11:32	offensive dead ball rebound (1)			
11:32	24 ROBERTS J free throw 2 - 2 made (1)	67-30	37	
11:32	24 ROBERTS J substitution out			
11:32	99 MCGLOCKTON D substitution in			
11:14		67-32	35	22 DAVIS K 2pt FG in the paint, layup made (7)
11:14				7 DAVIDSON P assist (2)
10:54	99 MCGLOCKTON D 2pt FG in the paint, layup made (15)	69-32	37	



Official Basketball Play by Play - Second Half
The Citadel at Vanderbilt
 12/18/24 Memorial Gymnasium (Vanderbilt), Nashville, Tenn.
 Vanderbilt vs. The Citadel

Game Time: 7:00 PM
Game Duration: 1:53
Attendance: 6,317

Officials: Byron Jarrett, Todd Austin, Chris Ford

Game Time	Vandy	Score	Diff	CIT
10:54	1 EDWARDS J assist (3)			
10:35				7 DAVIDSON P 3pt FG , jump shot missed
10:32	1 EDWARDS J defensive rebound (3)			
10:28	4 HUFFMAN G 2pt FG in the paint, jump shot blocked			
10:28				7 DAVIDSON P block (1)
10:23	99 MCGLOCKTON D offensive rebound (7)			
10:19	1 EDWARDS J 2pt FG second chance in the paint, driving layup missed			
10:14	99 MCGLOCKTON D offensive rebound (8)			
10:14	99 MCGLOCKTON D 2pt FG second chance in the paint, tip-in dunk made (17)	71-32	39	
10:04	2 COLLINS M steal (2)			10 FOX B turnover bad pass (5)
09:59	2 COLLINS M 2pt FG fast break from turnover in the paint, dunk, made (3)	73-32	41	
09:59	Timeout media			
09:59	1 EDWARDS J substitution out			
09:59	5 NICKEL T substitution in			
09:59				3 ADEBISI S substitution out
09:59				7 DAVIDSON P substitution out
09:59				22 DAVIS K substitution out
09:59				4 WALI E substitution in
09:59				12 MCALLISTER C substitution in
09:59				25 ADAMS J substitution in
09:31				1 MOORE C 3pt FG , jump shot missed
09:29	defensive rebound (32)			
09:29	2 COLLINS M substitution out			
09:29	11 HOGGARD A substitution in			
09:21	4 HUFFMAN G 2pt FG in the paint, driving layup made (2)	75-32	43	
09:21	11 HOGGARD A assist (6)			
08:47				10 FOX B 3pt FG , jump shot missed
08:44				25 ADAMS J offensive rebound (3)
08:39	3 TANNER T foul shooting (1 - 7)			12 MCALLISTER C foul drawn (1)
08:39		75-33	42	12 MCALLISTER C free throw 1 - 3 made (8)
08:39		75-34	41	12 MCALLISTER C free throw 2 - 3 made (9)
08:39		75-35	40	12 MCALLISTER C free throw 3 - 3 made (10)
08:27	5 NICKEL T 3pt FG , jump shot made (11)	78-35	43	
08:27	11 HOGGARD A assist (7)			
07:59		78-37	41	12 MCALLISTER C 2pt FG in the paint, driving layup made (12)
07:42	99 MCGLOCKTON D 2pt FG in the paint, layup made (19)	80-37	43	
07:42	11 HOGGARD A assist (8)			
07:23	11 HOGGARD A foul personal (2 - 8)			10 FOX B foul drawn (8)
07:23	Timeout media			
07:23	3 TANNER T substitution out			
07:23	99 MCGLOCKTON D substitution out			
07:23	1 EDWARDS J substitution in			
07:23	22 CAREY J substitution in			
07:23				1 MOORE C substitution out
07:23				3 ADEBISI S substitution in
07:23				10 FOX B 1&1 free throw 1 missed
07:22	1 EDWARDS J defensive rebound (4)			



Official Basketball Play by Play - Second Half
The Citadel at Vanderbilt
 12/18/24 Memorial Gymnasium (Vanderbilt), Nashville, Tenn.
 Vanderbilt vs. The Citadel

Game Time: 7:00 PM
Game Duration: 1:53
Attendance: 6,317

Officials: Byron Jarrett, Todd Austin, Chris Ford

Game Time	Vandy	Score	Diff	CIT
07:05	22 CAREY J foul drawn (2)			25 ADAMS J foul shooting (4 - 7)
07:05	22 CAREY J free throw 1 - 2 made (7)	81-37	44	
07:05	22 CAREY J free throw 2 - 2 made (8)	82-37	45	
06:41				10 FOX B 2pt FG in the paint, turnaround jump shot missed
06:37	22 CAREY J defensive rebound (6)			
06:27	5 NICKEL T 3pt FG , jump shot missed			
06:21				3 ADEBISI S defensive rebound (6)
06:02	4 HUFFMAN G foul shooting (4 - 9)			10 FOX B foul drawn (9)
06:02				10 FOX B free throw 1 - 2 missed
06:02				offensive dead ball rebound (4)
06:02	4 HUFFMAN G substitution out			
06:02	11 HOGGARD A substitution out			
06:02	2 COLLINS M substitution in			
06:02	30 MANON C substitution in			
06:02		82-38	44	10 FOX B free throw 2 - 2 made (9)
05:56	1 EDWARDS J 2pt FG in the paint, driving layup blocked			
05:56				25 ADAMS J block (1)
05:51	22 CAREY J offensive rebound (7)			
05:51	22 CAREY J 2pt FG second chance in the paint, tip-in layup made (10)	84-38	46	
05:37		84-40	44	3 ADEBISI S 2pt FG in the paint, layup made (6)
05:37				25 ADAMS J assist (2)
05:27	1 EDWARDS J 2pt FG in the paint, layup made (18)	86-40	46	
05:27	1 EDWARDS J foul drawn (4)			25 ADAMS J foul shooting (5 - 8)
05:27				4 WALI E substitution out
05:27				25 ADAMS J substitution out
05:27				5 ROBERTS K substitution in
05:27				7 DAVIDSON P substitution in
05:27	5 NICKEL T substitution out			
05:27	10 WILLIAMS J substitution in			
05:27	1 EDWARDS J free throw 1 - 1 made (19)	87-40	47	
05:27	1 EDWARDS J substitution out			
05:27	3 TANNER T substitution in			
05:25	30 MANON C steal (3)			10 FOX B turnover lost ball (6)
05:10	22 CAREY J 2pt FG from turnover in the paint, layup made (12)	89-40	49	
04:51		89-42	47	3 ADEBISI S 2pt FG in the paint, driving layup made (8)
04:20	10 WILLIAMS J turnover bad pass (1)			10 FOX B steal (1)
04:08		89-44	45	5 ROBERTS K 2pt FG from turnover in the paint, turnaround jump shot made (2)
04:05				Timeout 60 Sec
04:05				Timeout media
03:46	2 COLLINS M 3pt FG , step back jump shot made (6)	92-44	48	
03:16	30 MANON C steal (4)			5 ROBERTS K turnover bad pass (2)
03:13	30 MANON C 2pt FG fast break from turnover in the paint, dunk, made (4)	94-44	50	
02:59	30 MANON C steal (5)			7 DAVIDSON P turnover bad pass (2)
02:55	30 MANON C 2pt FG fast break from turnover in the paint, dunk, made (6)	96-44	52	
02:55	Timeout 30 Sec			
02:55	2 COLLINS M substitution out			



Official Basketball Play by Play - Second Half
The Citadel at Vanderbilt
 12/18/24 Memorial Gymnasium (Vanderbilt), Nashville, Tenn.
 Vanderbilt vs. The Citadel

Game Time: 7:00 PM
Game Duration: 1:53
Attendance: 6,317

Officials: Byron Jarrett, Todd Austin, Chris Ford

Game Time	Vandy	Score	Diff	CIT
02:55	3 TANNER T substitution out			
02:55	22 CAREY J substitution out			
02:55	30 MANON C substitution out			
02:55	7 CALTON G substitution in			
02:55	15 MESSER C substitution in			
02:55	24 ROBERTS J substitution in			
02:55	25 KEEFFE M substitution in			
02:55				3 ADEBISI S substitution out
02:55				10 FOX B substitution out
02:55				11 KEARSE D substitution in
02:55				23 COMMISSO D substitution in
02:37		96-47	49	12 MCALLISTER C 3pt FG , jump shot made (15)
02:37				23 COMMISSO D assist (1)
02:15	10 WILLIAMS J 2pt FG in the paint, driving layup made (2)	98-47	51	
01:59		98-50	48	11 KEARSE D 3pt FG , jump shot made (3)
01:59				5 ROBERTS K assist (1)
01:48	25 KEEFFE M foul drawn (1)			11 KEARSE D foul personal (2 - 9)
01:48				5 ROBERTS K substitution out
01:48				1 MOORE C substitution in
01:48	25 KEEFFE M 1&1 free throw 1 made (1)	99-50	49	
01:48	25 KEEFFE M 1&1 free throw 2 made (2)	100-50	50	
01:32				12 MCALLISTER C 3pt FG , jump shot missed
01:29	25 KEEFFE M defensive rebound (1)			
01:08	25 KEEFFE M 3pt FG , jump shot made (5)	103-50	53	
01:08	15 MESSER C assist (1)			
01:06	Timeout 30 Sec			
01:06	24 ROBERTS J substitution out			
01:06	21 SMITH H substitution in			
00:58		103-53	50	11 KEARSE D 3pt FG , jump shot made (6)
00:50	15 MESSER C 3pt FG , jump shot missed			
00:48				7 DAVIDSON P defensive rebound (2)
00:43				11 KEARSE D 3pt FG , jump shot missed
00:41	25 KEEFFE M defensive rebound (2)			
00:30	25 KEEFFE M foul drawn (2)			7 DAVIDSON P foul shooting (3 - 10)
00:30	25 KEEFFE M free throw 1 - 2 made (6)	104-53	51	
00:30				7 DAVIDSON P substitution out
00:30				4 WALI E substitution in
00:30	25 KEEFFE M free throw 2 - 2 made (7)	105-53	52	
00:06				11 KEARSE D 3pt FG , jump shot missed
00:04	15 MESSER C defensive rebound (1)			
END OF GAME				
Vandy 105-53 CIT				



Officials: Byron Jarrett, Todd Austin, Chris Ford

The Citadel - 32

NO.	Name	F	Min	FG			3P			FT			Rebounds			Fouls		TP	AS	TO	ST	Blocks		+/-
				M-A	M-A	M-A	OR	DR	TOT	PF	FD	OR	DR	TOT	BS	BA								
1	Christian Moore	F	08:13	0-1	0-1	0-0	0	1	1	0	0	0	0	0	0	0	0	1	0	0	0	0	-17	
3	Sola Adebisi	F	10:32	2-2	0-0	0-0	1	1	2	0	0	4	0	1	0	1	0	1	0	1	0	-19		
7	Paxton Davidson	G	11:38	1-3	1-3	0-0	0	1	1	3	1	3	1	1	0	1	0	1	0	1	0	-18		
10	Brody Fox	G	14:50	1-3	0-1	3-7	1	0	1	1	4	5	0	3	1	0	0	0	0	0	-24			
22	Keynan Davis	G	05:01	1-3	0-2	0-0	0	0	0	0	0	2	0	1	0	1	0	1	0	0	-9			
11	Dante Kearse		07:55	2-4	2-4	0-0	0	2	2	2	0	6	0	1	0	0	0	0	0	-4				
12	Colby McAllister		16:11	3-5	1-3	3-3	0	0	0	1	1	10	0	0	0	0	0	0	0	-13				
25	John Adams		08:29	0-0	0-0	0-2	1	0	1	3	2	0	1	0	0	1	0	0	-8					
2	Cam Glover		03:20	0-0	0-0	0-0	0	0	0	0	0	0	0	0	0	0	0	0	0	0				
5	Kam Roberts		05:54	1-1	0-0	0-0	0	1	1	0	1	2	1	2	0	0	0	0	-2					
4	Eze Wali		05:03	0-0	0-0	0-0	0	0	0	0	0	0	0	0	0	0	0	0	0	-6				
23	Dominic Commisso		02:55	0-0	0-0	0-0	0	0	0	0	0	0	1	0	0	0	0	0	0	0				
Team												0	1	1		0		0						
Totals				11-22	4-14	6-12	3	7	10	10	9	32	4	10	1	4	0	-24						

Shooting By Period		
2 nd FG%	11-22	50.0%
3PT%	4-14	28.6%
FT%	6-12	50%
GM FG%	11-22	50.0%
3PT%	4-14	28.6%
FT%	6-12	50.0%

Dead Ball Rebounds: 3, 0

Technical Fouls: NONE

Vanderbilt - 56

NO.	Name	F	Min	FG			3P			FT			Rebounds			Fouls		TP	AS	TO	ST	Blocks		+/-
				M-A	M-A	M-A	OR	DR	TOT	PF	FD	OR	DR	TOT	BS	BA								
5	Tyler Nickel	F	09:40	3-4	2-3	0-0	1	0	1	0	1	8	0	0	0	0	0	0	0	0	0	13		
99	Devin McGlockton	F	08:20	4-6	0-1	0-0	2	1	3	1	0	8	0	0	0	0	1	13						
4	Grant Huffman	G	10:01	1-2	0-0	0-0	0	0	0	2	0	2	0	0	1	0	1	14						
11	A.J. Hoggard	G	09:40	0-1	0-0	3-4	1	0	1	1	2	3	5	0	1	0	1	13						
30	Chris Manon	G	07:18	3-3	0-0	0-0	2	1	3	0	0	6	0	0	4	0	0	14						
3	Tyler Tanner		12:53	1-3	0-1	0-0	0	0	0	1	0	2	0	0	1	0	0	14						
1	Jason Edwards		07:46	1-3	0-0	3-3	0	2	2	0	2	5	1	0	0	0	1	10						
22	Jaylen Carey		05:40	2-3	0-1	2-2	1	2	3	2	1	6	0	0	0	0	0	11						
2	MJ Collins		08:30	2-3	1-1	1-2	0	1	1	0	1	6	0	0	2	0	0	12						
24	JaQualon "JQ" Roberts		04:54	0-1	0-0	1-2	1	0	1	2	1	1	0	1	1	0	0	1						
10	Jordan Williams		05:27	1-1	0-0	0-0	0	0	0	0	0	2	0	1	0	0	0	6						
7	Graham Calton		02:55	0-0	0-0	0-0	0	0	0	0	0	0	0	0	0	0	0	0						
15	Coleson Messer		02:55	0-1	0-1	0-0	0	1	1	0	0	0	1	0	0	0	0	0						
25	Miles Keeffe		02:55	1-1	1-1	4-4	0	2	2	0	2	7	0	0	0	0	0	0						
21	Hollman Smith		01:06	0-0	0-0	0-0	0	0	0	0	0	0	0	0	0	0	0	-1						
Team												0	1	1		0		0						
Totals				19-32	4-9	14-17	8	11	19	9	10	56	7	2	10	0	4	24						

Shooting By Period		
2 nd FG%	19-32	59.4%
3PT%	4-9	44.4%
FT%	14-17	82.4%
GM FG%	19-32	59.4%
3PT%	4-9	44.4%
FT%	14-17	82.4%

Dead Ball Rebounds: 1, 0

Technical Fouls: NONE

	CIT	Vandy	Points from		Period by Period Scoring				
Biggest lead	0 (1 st 20:00)	53 (2 nd 1:08)	Turnovers	2	16	1st	2nd	TOT	
Best Scoring Run	4(2 nd 4:08)	8(2 nd 9:21)	Paint	14	30	CIT	21	32	53
Lead Changes	0		Second Chance	5	11	Vandy	49	56	105
Times Tied	0		Fast Breaks	0	8				
Time with Lead	00:00	19:31	Bench	18	29				



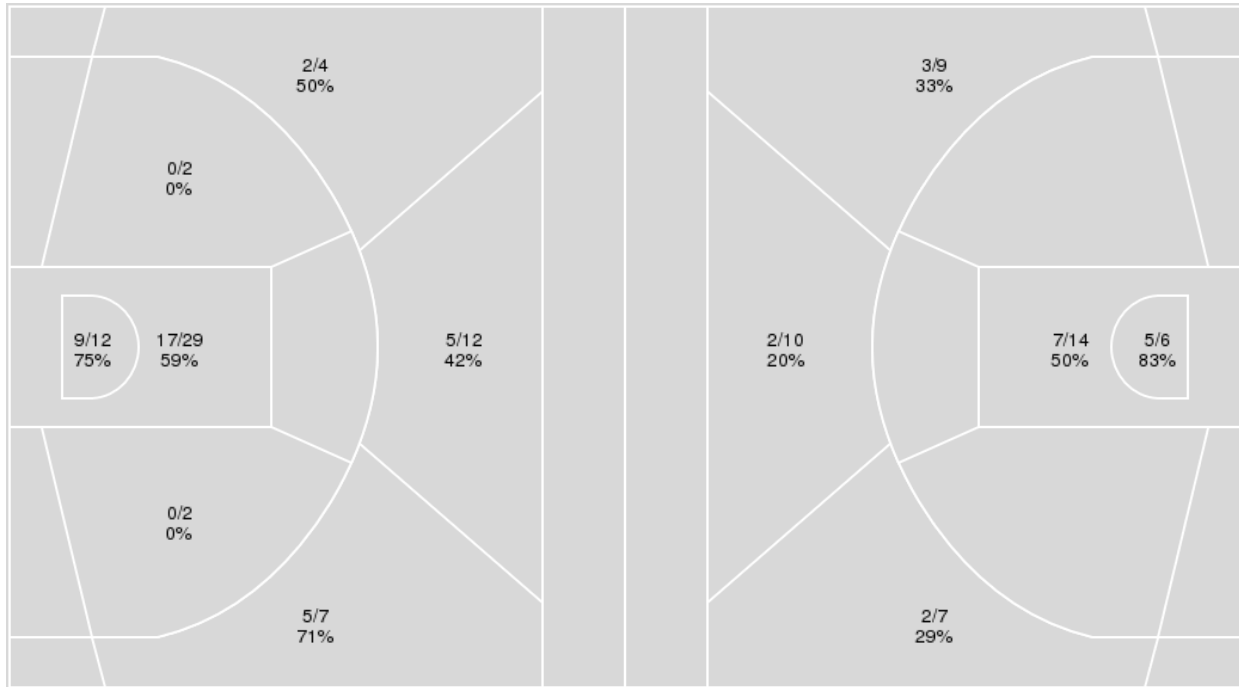
Officials: Byron Jarrett, Todd Austin, Chris Ford

{ Players => 0, 1, 2, 3, 4, 5, 7, 10, 11, 12, 15, 21, 22, 24, 25, 30, 33, 99;
 } FG Types => All; Results => All;

{ Players => 0, 1, 2, 3, 4, 5, 7, 10, 11, 12, 20, 21, 22, 23, 24, 25, 30;}
 FG Types => All; Results => All;

Vanderbilt

The Citadel



Vanderbilt	M/A	%
Field Goals	38/68	56
2 Points	26/45	58
3 Points	12/23	52
Free Throws	17/21	81

The Citadel	M/A	%
Field Goals	19/46	41
2 Points	12/20	60
3 Points	7/26	27
Free Throws	8/17	47



The Citadel at Vanderbilt

12/18/24 Memorial Gymnasium (Vanderbilt), Nashville, Tenn.
Vanderbilt vs. The Citadel

Game Time: 7:00 PM
Game Duration: 1:53
Attendance: 6,317

Officials: Byron Jarrett, Todd Austin, Chris Ford

The Citadel

No	Name	Mins		Score		Points Diff		Points per Min		Assists		Rebounds		Steals		Turnovers	
		On	Off	On	Off	On	Off	On	Off	On	Off	On	Off	On	Off	On	Off
1	Christian Moore	13:18	26:42	12 - 39	41 - 66	-27	-25	0.90	1.54	2	7	6	21	0	1	7	13
2	Cam Glover	10:22	29:38	17 - 22	36 - 83	-5	-47	1.64	1.21	3	6	13	14	0	1	5	15
3	Sola Adebisi	24:59	15:01	23 - 68	30 - 37	-45	-7	0.92	2.00	5	4	14	13	1	0	17	3
4	Eze Wali	05:03	34:58	8 - 14	45 - 91	-6	-46	1.59	1.29	1	8	2	25	0	1	0	20
5	Kam Roberts	09:04	30:56	14 - 20	39 - 85	-6	-46	1.54	1.26	3	6	5	22	1	0	8	12
7	Paxton Davidson	26:33	13:28	31 - 74	22 - 31	-43	-9	1.17	1.63	6	3	12	15	1	0	15	5
10	Brody Fox	31:46	08:14	40 - 87	13 - 18	-47	-5	1.26	1.58	6	3	19	8	1	0	16	4
11	Dante Kearse	16:22	23:38	28 - 41	25 - 64	-13	-39	1.71	1.06	4	5	17	10	0	1	5	15
12	Colby McAllister	21:58	18:02	40 - 58	13 - 47	-18	-34	1.82	0.72	5	4	18	9	1	0	8	12
22	Keynan Davis	19:14	20:46	15 - 47	38 - 58	-32	-20	0.78	1.83	4	5	10	17	0	1	14	6
23	Dominic Commisso	04:38	35:22	11 - 14	42 - 91	-3	-49	2.37	1.19	2	7	2	25	0	1	1	19
25	John Adams	16:44	23:16	26 - 41	27 - 64	-15	-37	1.55	1.16	4	5	17	10	0	1	4	16

Vanderbilt

No	Name	Mins		Score		Points Diff		Points per Min		Assists		Rebounds		Steals		Turnovers	
		On	Off	On	Off	On	Off	On	Off	On	Off	On	Off	On	Off	On	Off
1	Jason Edwards	21:55	18:05	56 - 27	49 - 26	29	23	2.56	2.71	10	9	20	18	8	7	1	2
2	MJ Collins	15:18	24:42	39 - 25	66 - 28	14	38	2.55	2.67	5	14	10	28	7	8	2	1
3	Tyler Tanner	20:06	19:54	50 - 25	55 - 28	25	27	2.49	2.76	9	10	17	21	8	7	3	0
4	Grant Huffman	18:04	21:56	43 - 16	62 - 37	27	25	2.38	2.83	10	9	20	18	9	6	2	1
5	Tyler Nickel	22:00	18:00	55 - 25	50 - 28	30	22	2.50	2.78	11	8	26	12	7	8	1	2
7	Graham Calton	02:55	37:05	9 - 9	96 - 44	0	52	3.09	2.59	1	18	3	35	0	15	0	3
10	Jordan Williams	05:27	34:33	19 - 13	86 - 40	6	46	3.49	2.49	1	18	3	35	3	12	1	2
11	A.J. Hoggard	22:08	17:52	56 - 22	49 - 31	34	18	2.53	2.74	13	6	25	13	7	8	1	2
15	Coleson Messer	02:55	37:05	9 - 9	96 - 44	0	52	3.09	2.59	1	18	3	35	0	15	0	3
21	Hollman Smith	01:06	38:54	2 - 3	103 - 50	-1	53	1.82	2.65	0	19	2	36	0	15	0	3
22	Jaylen Carey	16:39	23:21	45 - 23	60 - 30	22	30	2.70	2.57	8	11	12	26	5	10	1	2
24	JaQualon "JQ" Roberts	06:37	33:23	16 - 12	89 - 41	4	48	2.42	2.67	1	18	4	34	4	11	1	2
25	Miles Keeffe	02:55	37:05	9 - 9	96 - 44	0	52	3.09	2.59	1	18	3	35	0	15	0	3
30	Chris Manon	18:37	21:23	55 - 23	50 - 30	32	20	2.95	2.34	8	11	18	20	10	5	1	2
99	Devin McGlockton	23:18	16:42	62 - 24	43 - 29	38	14	2.66	2.57	16	3	24	14	7	8	1	2

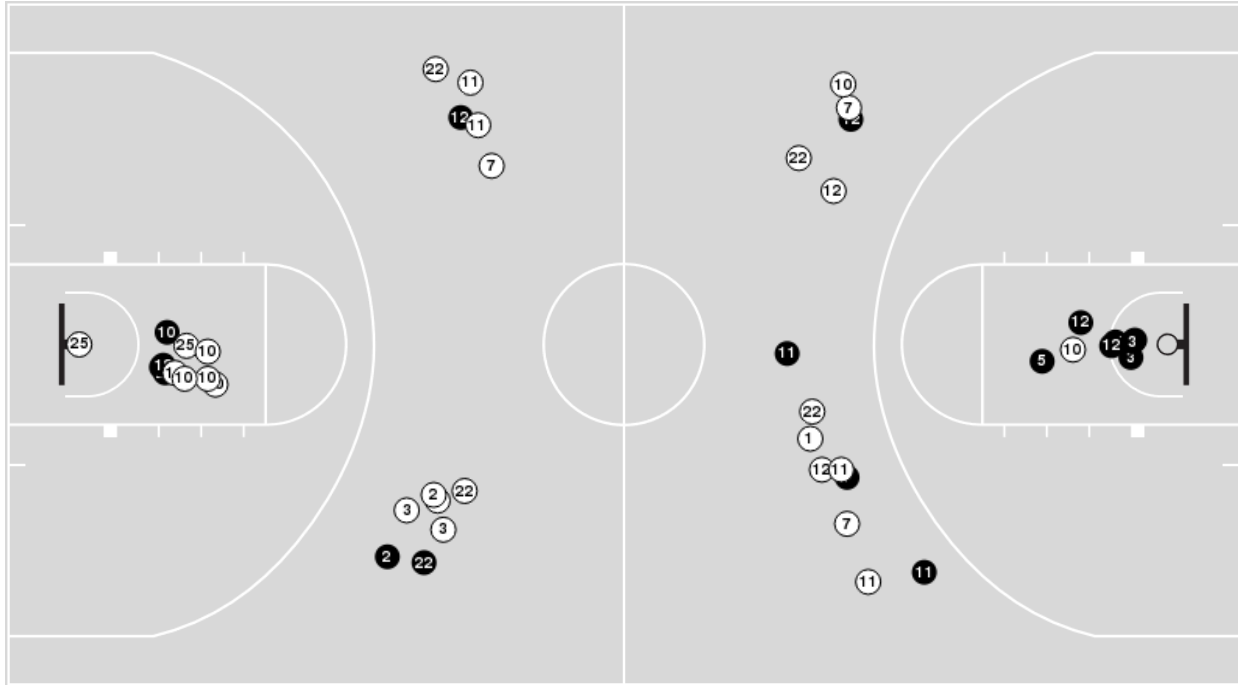


Officials: Byron Jarrett, Todd Austin, Chris Ford

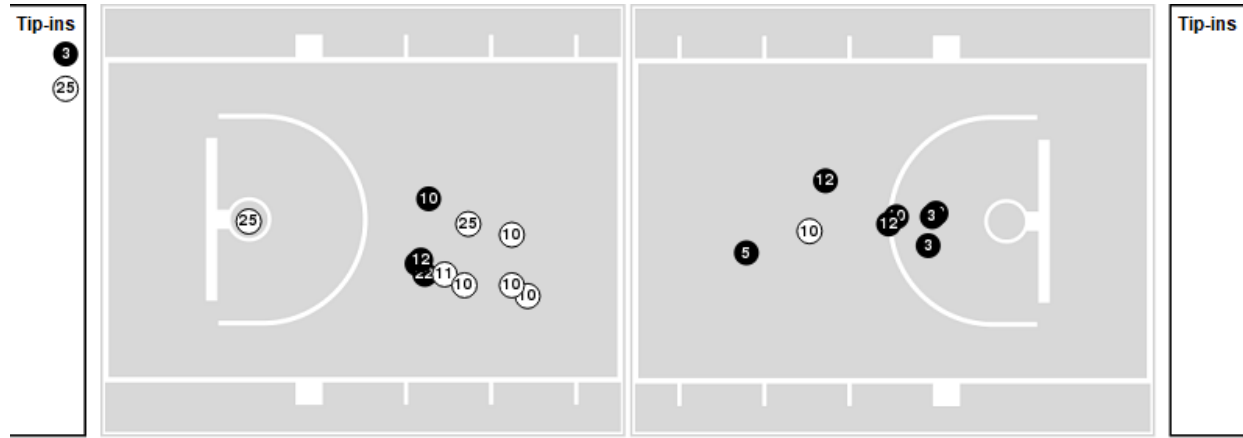
Players => 0, 1, 2, 3, 4, 5, 7, 10, 11, 12, 20, 21, 22, 23, 24, 25, 30FG Types=>AllResults=>All

The Citadel

All Field Goals



Blow Up Chart



● Made ○ Missed N - Player Number

The Citadel	M/A	%
Field Goals	19/46	41
2 Points	12/20	60
3 Points	7/26	27
Free Throws	8/17	47

The Citadel	M/A	%
Points in the Paint	24 (12 / 20)	60
Fast Break Points	0 (0/0)	0
Second Chance Points	12 (8/11)	73
Effective FG%	49	

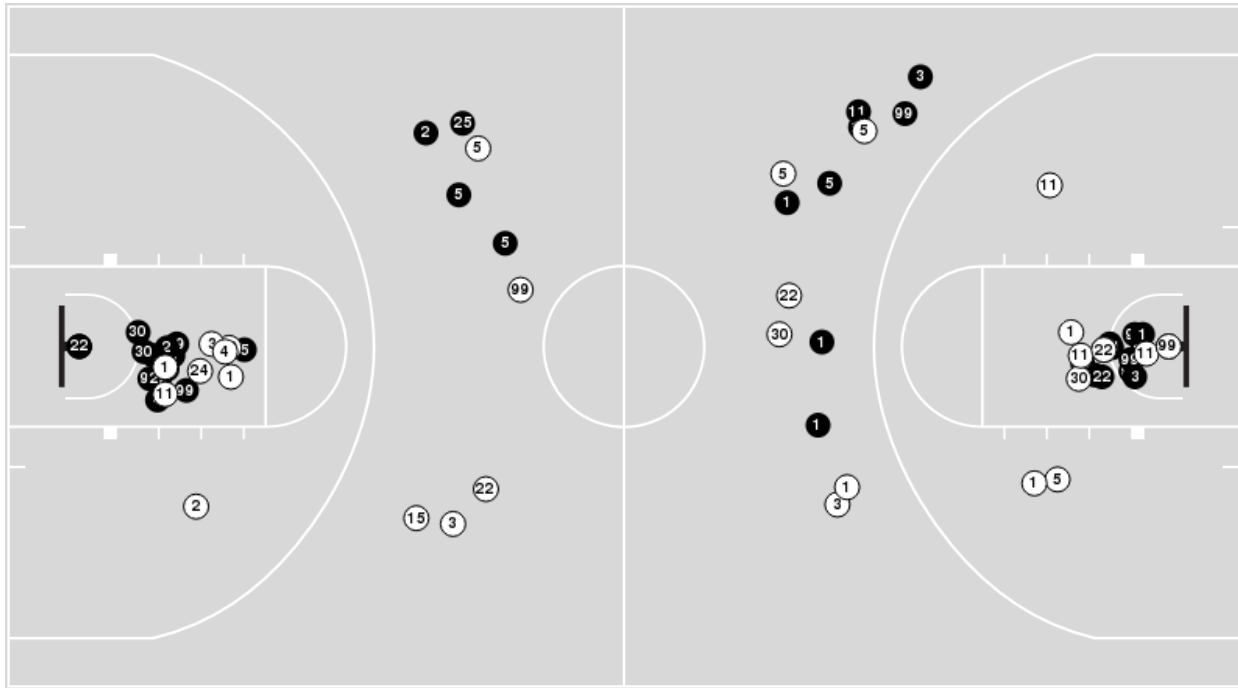


Officials: Byron Jarrett, Todd Austin, Chris Ford

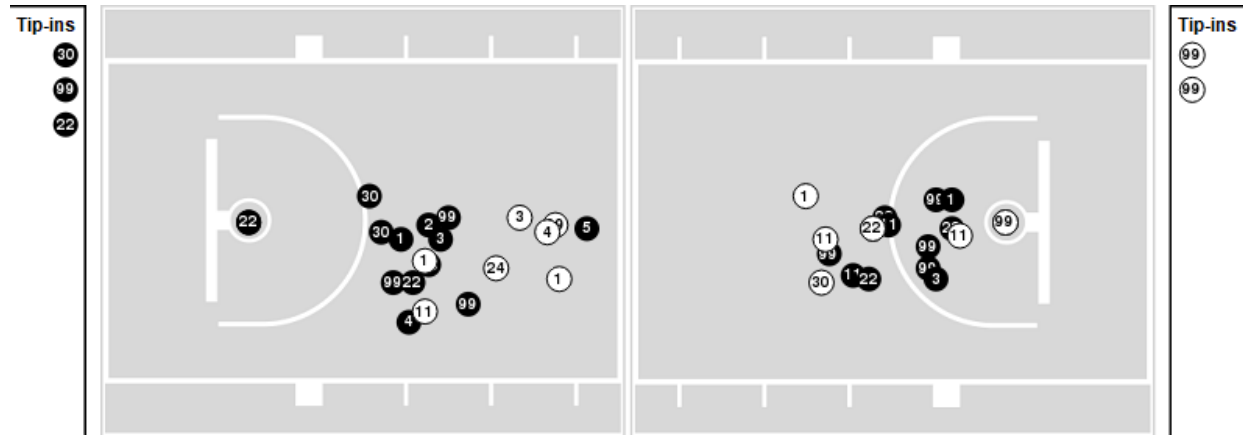
Players => 0, 1, 2, 3, 4, 5, 7, 10, 11, 12, 15, 21, 22, 24, 25, 30, 33, 99FG Types=>AllResults=>All

Vanderbilt

All Field Goals



Blow Up Chart



● Made ○ Missed N - Player Number

Vanderbilt	M/A	%
Field Goals	38/68	56
2 Points	26/45	58
3 Points	12/23	52
Free Throws	17/21	81

Vanderbilt	M/A	%
Points in the Paint	52 (26 / 41)	63
Fast Break Points	15 (7/7)	100
Second Chance Points	18 (9/16)	56
Effective FG%	65	



Official Basketball Rotations Summary - Final
The Citadel at Vanderbilt
 12/18/24 Memorial Gymnasium (Vanderbilt), Nashville, Tenn.
 Vanderbilt vs. The Citadel

Game Time: 7:00 PM
 Game Duration: 1:53
 Attendance: 6,317

Officials: Byron Jarrett, Todd Austin, Chris Ford

The Citadel

Lineup	Quarter On	Time On	Quarter Off	Time Off	Time on Court	Score	Score Diff	Reb	Stl	Tov	Ass	PPP
1- Moore C/3- Adebisi S/7- Davidson P/10- Fox B/22- Davis K/	1	20:00	1	14:55	05:05	2-12	-10	2	0	3	1	0.2857
5- Roberts K/7- Davidson P/10- Fox B/22- Davis K/25- Adams J/	1	14:55	1	12:27	02:28	2-4	-2	2	0	2	1	0.5000
5- Roberts K/7- Davidson P/10- Fox B/12- McAllister C/25- Adams J/	1	12:27	1	12:07	00:20	0-2	-2	0	0	0	0	0.0000
5- Roberts K/7- Davidson P/11- Kearse D/12- McAllister C/25- Adams J/	1	12:07	1	11:45	00:22	0-0	0	1	0	0	0	0.0000
2- Glover C/3- Adebisi S/11- Kearse D/12- McAllister C/25- Adams J/	1	11:45	1	09:03	02:42	2-7	-5	4	0	1	1	0.4000
2- Glover C/3- Adebisi S/7- Davidson P/10- Fox B/22- Davis K/	1	09:03	1	07:06	01:57	3-5	-2	0	0	0	1	1.0000
3- Adebisi S/7- Davidson P/10- Fox B/22- Davis K/23- Commisso D/	1	07:06	1	05:23	01:43	2-5	-3	1	0	1	0	0.7246
3- Adebisi S/7- Davidson P/10- Fox B/11- Kearse D/22- Davis K/	1	05:23	1	02:23	03:00	2-8	-6	2	0	2	0	0.5000
2- Glover C/10- Fox B/11- Kearse D/12- McAllister C/25- Adams J/	1	02:23	2	20:00	02:23	8-6	2	5	0	1	1	1.8018
1- Moore C/3- Adebisi S/7- Davidson P/10- Fox B/22- Davis K/	2	20:00	2	17:44	02:16	0-6	-6	2	0	3	0	0.0000
7- Davidson P/10- Fox B/11- Kearse D/12- McAllister C/25- Adams J/	2	17:44	2	14:52	02:52	5-7	-2	1	0	0	0	1.2887
2- Glover C/10- Fox B/11- Kearse D/12- McAllister C/25- Adams J/	2	14:52	2	13:47	01:05	1-2	-1	2	0	0	0	0.7576
2- Glover C/3- Adebisi S/10- Fox B/11- Kearse D/12- McAllister C/	2	13:47	2	13:47	00:00	1-0	1	0	0	0	0	2.2727
2- Glover C/3- Adebisi S/5- Roberts K/11- Kearse D/12- McAllister C/	2	13:47	2	12:44	01:03	0-2	-2	1	0	1	0	0.0000
2- Glover C/3- Adebisi S/5- Roberts K/12- McAllister C/22- Davis K/	2	12:44	2	11:32	01:12	2-0	2	1	0	2	0	0.6667
1- Moore C/3- Adebisi S/7- Davidson P/10- Fox B/22- Davis K/	2	11:32	2	09:59	01:33	2-7	-5	0	0	1	1	0.6667
1- Moore C/4- Wali E/10- Fox B/12- McAllister C/25- Adams J/	2	09:59	2	07:23	02:36	5-7	-2	1	0	0	0	1.5060
3- Adebisi S/4- Wali E/10- Fox B/12- McAllister C/25- Adams J/	2	07:23	2	05:27	01:56	3-6	-3	1	0	0	1	0.9036
3- Adebisi S/5- Roberts K/7- Davidson P/10- Fox B/12- McAllister C/	2	05:27	2	02:55	02:32	4-10	-6	0	1	3	0	0.8000
5- Roberts K/7- Davidson P/11- Kearse D/12- McAllister C/23- Commisso D/	2	02:55	2	01:48	01:07	6-2	4	0	0	0	2	3.0000
1- Moore C/7- Davidson P/11- Kearse D/12- McAllister C/23- Commisso D/	2	01:48	2	00:30	01:17	3-6	-3	1	0	0	0	1.0000
1- Moore C/4- Wali E/11- Kearse D/12- McAllister C/23- Commisso D/	2	00:30	2	00:00	00:30	0-1	-1	0	0	0	0	0.0000



Official Basketball Rotations Summary - Final
The Citadel at Vanderbilt
 12/18/24 Memorial Gymnasium (Vanderbilt), Nashville, Tenn.
 Vanderbilt vs. The Citadel

Game Time: 7:00 PM
Game Duration: 1:53
Attendance: 6,317

Officials: Byron Jarrett, Todd Austin, Chris Ford

Vanderbilt

Lineup	Quarter On	Time On	Quarter Off	Time Off	Time on Court	Score	Score Diff	Reb	Stl	Tov	Ass	PPP
4- Huffman G/ 5- Nickel T/ 11- Hoggard A/ 30- Manon C/ 99- McGlockton D/	1	20:00	1	16:06	03:54	9-2	7	7	1	0	1	1.5000
1- Edwards J/ 5- Nickel T/ 11- Hoggard A/ 22- Carey J/ 30- Manon C/	1	16:06	1	14:55	01:11	3-0	3	2	1	0	1	3.0000
1- Edwards J/ 2- Collins M/ 5- Nickel T/ 11- Hoggard A/ 22- Carey J/	1	14:55	1	14:12	00:43	2-2	0	0	0	0	1	1.0000
1- Edwards J/ 2- Collins M/ 3- Tanner T/ 22- Carey J/ 99- McGlockton D/	1	14:12	1	10:30	03:42	6-2	4	2	0	0	2	1.2295
1- Edwards J/ 3- Tanner T/ 4- Huffman G/ 5- Nickel T/ 99- McGlockton D/	1	10:30	1	09:03	01:27	5-0	5	2	1	0	1	1.4535
3- Tanner T/ 4- Huffman G/ 5- Nickel T/ 11- Hoggard A/ 99- McGlockton D/	1	09:03	1	07:06	01:57	5-3	2	2	0	1	2	1.6667
1- Edwards J/ 4- Huffman G/ 5- Nickel T/ 11- Hoggard A/ 24- Roberts J/	1	07:06	1	06:21	00:45	0-1	-1	1	0	0	0	0.0000
1- Edwards J/ 5- Nickel T/ 11- Hoggard A/ 24- Roberts J/ 30- Manon C/	1	06:21	1	05:23	00:58	5-1	4	0	1	0	0	2.5000
1- Edwards J/ 11- Hoggard A/ 22- Carey J/ 30- Manon C/ 99- McGlockton D/	1	05:23	1	02:23	03:00	8-2	6	2	1	0	3	2.6667
1- Edwards J/ 2- Collins M/ 22- Carey J/ 30- Manon C/ 99- McGlockton D/	1	02:23	1	01:25	00:58	6-5	1	0	0	0	1	2.4590
1- Edwards J/ 2- Collins M/ 5- Nickel T/ 22- Carey J/ 30- Manon C/	1	01:25	1	00:06	01:18	0-3	-3	1	0	0	0	0.0000
1- Edwards J/ 2- Collins M/ 3- Tanner T/ 5- Nickel T/ 22- Carey J/	1	00:06	2	20:00	00:06	0-0	0	0	0	0	0	0.0000
4- Huffman G/ 5- Nickel T/ 11- Hoggard A/ 30- Manon C/ 99- McGlockton D/	2	20:00	2	17:44	02:16	6-0	6	2	3	0	2	1.7442
3- Tanner T/ 5- Nickel T/ 11- Hoggard A/ 30- Manon C/ 99- McGlockton D/	2	17:44	2	15:49	01:55	4-3	1	3	0	0	0	1.6393
1- Edwards J/ 3- Tanner T/ 5- Nickel T/ 11- Hoggard A/ 22- Carey J/	2	15:49	2	14:52	00:57	3-2	1	2	0	0	0	2.2727
1- Edwards J/ 2- Collins M/ 3- Tanner T/ 11- Hoggard A/ 22- Carey J/	2	14:52	2	14:37	00:15	1-0	1	0	0	0	0	2.2727
1- Edwards J/ 2- Collins M/ 3- Tanner T/ 11- Hoggard A/ 24- Roberts J/	2	14:37	2	13:47	00:50	1-1	0	2	0	0	0	1.1364
1- Edwards J/ 2- Collins M/ 3- Tanner T/ 4- Huffman G/ 24- Roberts J/	2	13:47	2	11:32	02:15	3-3	0	0	3	1	0	0.6148
1- Edwards J/ 2- Collins M/ 3- Tanner T/ 4- Huffman G/ 99- McGlockton D/	2	11:32	2	09:59	01:33	6-2	4	3	1	0	1	2.0000
2- Collins M/ 3- Tanner T/ 4- Huffman G/ 5- Nickel T/ 99- McGlockton D/	2	09:59	2	09:29	00:30	0-0	0	1	0	0	0	0.0000
3- Tanner T/ 4- Huffman G/ 5- Nickel T/ 11- Hoggard A/ 99- McGlockton D/	2	09:29	2	07:23	02:06	7-5	2	0	0	0	3	2.3333
1- Edwards J/ 4- Huffman G/ 5- Nickel T/ 11- Hoggard A/ 22- Carey J/	2	07:23	2	06:02	01:21	2-0	2	2	0	0	0	1.0638
1- Edwards J/ 2- Collins M/ 5- Nickel T/ 22- Carey J/ 30- Manon C/	2	06:02	2	05:27	00:35	4-3	1	1	0	0	0	2.0000
1- Edwards J/ 2- Collins M/ 10- Williams J/ 22- Carey J/ 30- Manon C/	2	05:27	2	05:27	00:00	1-0	1	0	0	0	0	2.2727
2- Collins M/ 3- Tanner T/ 10- Williams J/ 22- Carey J/ 30- Manon C/	2	05:27	2	02:55	02:32	9-4	5	0	3	1	0	1.8000
7- Calton G/ 10- Williams J/ 15- Messer C/ 24- Roberts J/ 25- Keeffe M/	2	02:55	2	01:06	01:49	7-6	1	1	0	0	1	2.4306
7- Calton G/ 10- Williams J/ 15- Messer C/ 21- Smith H/ 25- Keeffe M/	2	01:06	2	00:00	01:06	2-3	-1	2	0	0	0	1.0638



Officials: Byron Jarrett, Todd Austin, Chris Ford

The Citadel

Lineup	Time	Score	Score Diff	Pts/Min	Reb	Stl	Tov	Ass	PPP
1- Moore C/3- Adebisi S/ 7- Davidson P/ 10- Fox B/ 22- Davis K/	08:54	4-25	-21	0.4494	4	0	7	2	0.2857
2- Glover C/ 10- Fox B/ 11- Kearse D/ 12- McAllister C/ 25- Adams J/	03:28	9-8	1	2.5962	7	0	1	1	1.5625
3- Adebisi S/ 7- Davidson P/ 10- Fox B/ 11- Kearse D/ 22- Davis K/	03:00	2-8	-6	0.6667	2	0	2	0	0.5000
7- Davidson P/ 10- Fox B/ 11- Kearse D/ 12- McAllister C/ 25- Adams J/	02:52	5-7	-2	1.7442	1	0	0	0	1.2887
2- Glover C/ 3- Adebisi S/ 11- Kearse D/ 12- McAllister C/ 25- Adams J/	02:42	2-7	-5	0.7407	4	0	1	1	0.4000
1- Moore C/ 4- Wali E/ 10- Fox B/ 12- McAllister C/ 25- Adams J/	02:36	5-7	-2	1.9231	1	0	0	0	1.5060
3- Adebisi S/ 5- Roberts K/ 7- Davidson P/ 10- Fox B/ 12- McAllister C/	02:32	4-10	-6	1.5789	0	1	3	0	0.8000
5- Roberts K/ 7- Davidson P/ 10- Fox B/ 22- Davis K/ 25- Adams J/	02:28	2-4	-2	0.8108	2	0	2	1	0.5000
2- Glover C/ 3- Adebisi S/ 7- Davidson P/ 10- Fox B/ 22- Davis K/	01:57	3-5	-2	1.5385	0	0	0	1	1.0000
3- Adebisi S/ 4- Wali E/ 10- Fox B/ 12- McAllister C/ 25- Adams J/	01:56	3-6	-3	1.5517	1	0	0	1	0.9036
3- Adebisi S/ 7- Davidson P/ 10- Fox B/ 22- Davis K/ 23- Commisso D/	01:43	2-5	-3	1.1650	1	0	1	0	0.7246
1- Moore C/ 7- Davidson P/ 11- Kearse D/ 12- McAllister C/ 23- Commisso D/	01:17	3-6	-3	2.3226	1	0	0	0	1.0000
2- Glover C/ 3- Adebisi S/ 5- Roberts K/ 12- McAllister C/ 22- Davis K/	01:12	2-0	2	1.6667	1	0	2	0	0.6667
5- Roberts K/ 7- Davidson P/ 11- Kearse D/ 12- McAllister C/ 23- Commisso D/	01:07	6-2	4	5.3731	0	0	0	2	3.0000
2- Glover C/ 3- Adebisi S/ 5- Roberts K/ 11- Kearse D/ 12- McAllister C/	01:03	0-2	-2	0.0000	1	0	1	0	0.0000
1- Moore C/ 4- Wali E/ 11- Kearse D/ 12- McAllister C/ 23- Commisso D/	00:30	0-1	-1	0.0000	0	0	0	0	0.0000
5- Roberts K/ 7- Davidson P/ 11- Kearse D/ 12- McAllister C/ 25- Adams J/	00:22	0-0	0	0.0000	1	0	0	0	0.0000
5- Roberts K/ 7- Davidson P/ 10- Fox B/ 12- McAllister C/ 25- Adams J/	00:20	0-2	-2	0.0000	0	0	0	0	0.0000
2- Glover C/ 3- Adebisi S/ 10- Fox B/ 11- Kearse D/ 12- McAllister C/	00:00	1-0	1	∞	0	0	0	0	2.2727



Official Basketball Line Up Analysis - Final
The Citadel at Vanderbilt
 12/18/24 Memorial Gymnasium (Vanderbilt), Nashville, Tenn.
 Vanderbilt vs. The Citadel

Game Time: 7:00 PM
Game Duration: 1:53
Attendance: 6,317

Officials: Byron Jarrett, Todd Austin, Chris Ford

Vanderbilt

Lineup	Time	Score	Score Diff	Pts/Min	Reb	Stl	Tov	Ass	PPP
4- Huffman G/ 5- Nickel T/ 11- Hoggard A/ 30- Manon C/ 99- McGlockton D/	06:10	15-2	13	2.4324	9	4	0	3	1.5890
3- Tanner T/ 4- Huffman G/ 5- Nickel T/ 11- Hoggard A/ 99- McGlockton D/	04:03	12-8	4	2.9630	2	0	1	5	2.0000
1- Edwards J/ 2- Collins M/ 3- Tanner T/ 22- Carey J/ 99- McGlockton D/	03:42	6-2	4	1.6216	2	0	0	2	1.2295
1- Edwards J/ 11- Hoggard A/ 22- Carey J/ 30- Manon C/ 99- McGlockton D/	03:00	8-2	6	2.6667	2	1	0	3	2.6667
2- Collins M/ 3- Tanner T/ 10- Williams J/ 22- Carey J/ 30- Manon C/	02:32	9-4	5	3.5526	0	3	1	0	1.8000
1- Edwards J/ 2- Collins M/ 3- Tanner T/ 4- Huffman G/ 24- Roberts J/	02:15	3-3	0	1.3333	0	3	1	0	0.6148
3- Tanner T/ 5- Nickel T/ 11- Hoggard A/ 30- Manon C/ 99- McGlockton D/	01:55	4-3	1	2.0870	3	0	0	0	1.6393
1- Edwards J/ 2- Collins M/ 5- Nickel T/ 22- Carey J/ 30- Manon C/	01:53	4-6	-2	2.1201	2	0	0	0	1.0000
7- Calton G/ 10- Williams J/ 15- Messer C/ 24- Roberts J/ 25- Keeffe M/	01:49	7-6	1	3.8532	1	0	0	1	2.4306
1- Edwards J/ 2- Collins M/ 3- Tanner T/ 4- Huffman G/ 99- McGlockton D/	01:33	6-2	4	3.8710	3	1	0	1	2.0000
1- Edwards J/ 3- Tanner T/ 4- Huffman G/ 5- Nickel T/ 99- McGlockton D/	01:27	5-0	5	3.4483	2	1	0	1	1.4535
1- Edwards J/ 4- Huffman G/ 5- Nickel T/ 11- Hoggard A/ 22- Carey J/	01:21	2-0	2	1.4815	2	0	0	0	1.0638
1- Edwards J/ 5- Nickel T/ 11- Hoggard A/ 22- Carey J/ 30- Manon C/	01:11	3-0	3	2.5352	2	1	0	1	3.0000
7- Calton G/ 10- Williams J/ 15- Messer C/ 21- Smith H/ 25- Keeffe M/	01:06	2-3	-1	1.8182	2	0	0	0	1.0638
1- Edwards J/ 5- Nickel T/ 11- Hoggard A/ 24- Roberts J/ 30- Manon C/	00:58	5-1	4	5.1724	0	1	0	0	2.5000
1- Edwards J/ 2- Collins M/ 22- Carey J/ 30- Manon C/ 99- McGlockton D/	00:58	6-5	1	6.2069	0	0	0	1	2.4590
1- Edwards J/ 3- Tanner T/ 5- Nickel T/ 11- Hoggard A/ 22- Carey J/	00:57	3-2	1	3.1579	2	0	0	0	2.2727
1- Edwards J/ 2- Collins M/ 3- Tanner T/ 11- Hoggard A/ 24- Roberts J/	00:50	1-1	0	1.2000	2	0	0	0	1.1364
1- Edwards J/ 4- Huffman G/ 5- Nickel T/ 11- Hoggard A/ 24- Roberts J/	00:45	0-1	-1	0.0000	1	0	0	0	0.0000
1- Edwards J/ 2- Collins M/ 5- Nickel T/ 11- Hoggard A/ 22- Carey J/	00:43	2-2	0	2.7907	0	0	0	1	1.0000
2- Collins M/ 3- Tanner T/ 4- Huffman G/ 5- Nickel T/ 99- McGlockton D/	00:30	0-0	0	0.0000	1	0	0	0	0.0000
1- Edwards J/ 2- Collins M/ 3- Tanner T/ 11- Hoggard A/ 22- Carey J/	00:15	1-0	1	4.0000	0	0	0	0	2.2727
1- Edwards J/ 2- Collins M/ 3- Tanner T/ 5- Nickel T/ 22- Carey J/	00:06	0-0	0	0.0000	0	0	0	0	0.0000
1- Edwards J/ 2- Collins M/ 10- Williams J/ 22- Carey J/ 30- Manon C/	00:00	1-0	1	∞	0	0	0	0	2.2727