



Officials: Jeb Hartness, Courtney Green, Landon Brandes

**New Orleans - 56**

Record: 2-11

NO.	Name	F/G	M-A	3P	M-A	FT	M-A	Rebounds			Fouls		TP	AS	TO	ST	Blocks		+/-
								OR	DR	TOT	PF	FD					BS	BA	
23	MJ Thomas	F	25:47	3-8	0-0	2-5	2 2 4	2	4	2	4	8	0	6	1	0	2	-23	
1	JR Jacobs	G	09:44	0-3	0-0	0-0	0 2 2	1	0	0	0	0	2	2	2	0	1	-16	
2	Jah Short	G	30:49	1-7	1-4	0-0	1 6 7	2	2	3	2	3	5	2	0	2	1	-47	
5	James White	G	31:55	6-17	1-4	5-7	1 5 6	1	6	18	1	0	0	0	0	1	-40		
10	Dae Dae Hunter	G	08:08	0-1	0-1	0-0	0 1 1	0	0	0	0	0	0	2	0	0	0	-20	
3	Theo Grant		24:50	4-9	1-5	0-0	3 3 6	1	0	9	0	2	1	1	1	0	-22		
15	Grant Kemp		20:04	1-2	0-1	1-1	1 1 2	2	1	3	2	3	2	3	2	0	0	-16	
24	Kohen Rowbatham		10:50	0-1	0-0	0-0	0 0 0	1	0	0	1	3	0	0	0	0	0	-4	
20	Luke Davis		14:13	0-2	0-0	2-2	2 0 2	2	1	2	0	0	0	0	1	0	-21		
13	Jamond Vincent		12:58	3-4	1-2	2-2	0 1 1	0	1	9	0	1	0	0	0	0	-17		
11	Leland Coleman		09:49	0-0	0-0	0-2	0 1 1	1	1	0	1	0	0	0	0	0	3		
32	Jackson Sowards		00:53	1-1	0-0	2-4	0 1 1	0	2	4	0	0	1	0	0	0	3		
Team								0	2	2		0		1					
<b>Totals</b>			19-55	4-17	14-23	10	25	35	13	18	56	12	22	7	4	5	-44		

Shooting By Period		
1st FG%	10-29	34.5%
3PT%	2-12	16.7%
FT%	6-10	60%
2nd FG%	9-26	34.6%
3PT%	2-5	40.0%
FT%	8-13	61.5%
GM FG%	19-55	34.5%
3PT%	4-17	23.5%
FT%	14-23	60.9%

Dead Ball Rebounds: 6, 1

Technical Fouls::NONE

**Vanderbilt - 100**

Record: 12-1

NO.	Name	F/G	M-A	3P	M-A	FT	M-A	Rebounds			Fouls		TP	AS	TO	ST	Blocks		+/-
								OR	DR	TOT	PF	FD					BS	BA	
5	Tyler Nickel	F	25:44	7-14	5-10	0-0	1 3 4	1	1	19	2	0	1	0	0	0	0	39	
99	Devin McGlockton	F	21:50	6-6	2-2	0-0	3 7 10	3	0	14	0	2	0	0	0	0	0	42	
4	Grant Huffman	G	20:56	2-7	1-2	0-0	0 3 3	1	0	5	5	0	3	1	1	1	40		
11	A.J. Hoggard	G	23:14	3-9	0-3	1-1	0 1 1	1	2	7	8	2	3	0	0	0	46		
30	Chris Manon	G	17:28	2-3	0-1	2-2	1 0 1	3	3	6	3	1	3	2	0	26			
1	Jason Edwards		19:12	5-14	3-8	4-4	0 5 5	0	2	17	2	1	1	0	1	12			
22	Jaylen Carey		15:21	0-1	0-0	4-4	2 5 7	2	2	4	0	1	0	1	0	7			
2	MJ Collins		20:03	3-9	1-5	0-0	0 0 0	2	1	7	0	1	0	0	1	14			
3	Tyler Tanner		17:31	6-9	2-3	2-2	5 2 7	2	1	16	1	0	3	1	1	13			
24	JaQualon "JQ" Roberts		06:43	1-2	0-0	0-0	0 1 1	0	0	2	0	0	1	0	0	-1			
10	Jordan Williams		03:53	1-1	0-0	0-0	0 1 1	0	0	2	0	0	0	0	0	-4			
15	Coleson Messer		02:59	0-1	0-0	0-0	0 1 1	1	0	0	0	1	0	0	0	-4			
25	Miles Keeffe		02:06	0-0	0-0	1-2	0 0 0	1	1	1	1	0	0	0	0	0			
7	Graham Calton		02:07	0-0	0-0	0-0	0 0 0	0	0	0	0	0	0	0	0	-6			
21	Hollman Smith		00:53	0-0	0-0	0-0	0 0 0	1	0	0	0	0	0	0	0	-4			
Team								2	0	2		0		0					
<b>Totals</b>			36-76	14-34	14-15	14	29	43	18	13	100	22	9	15	5	4	44		

Shooting By Period		
1st FG%	16-38	42.1%
3PT%	8-17	47.1%
FT%	11-11	100%
2nd FG%	20-38	52.6%
3PT%	6-17	35.3%
FT%	3-4	75%
GM FG%	36-76	47.4%
3PT%	14-34	41.2%
FT%	14-15	93.3%

Dead Ball Rebounds: 1, 0

Technical Fouls::NONE

	UNO	Vandy
Biggest lead	0 (1st 20:00)	50 (2nd 2:38)
Best Scoring Run	4(1st 11:38)	13(1st 1:22)
Lead Changes	0	
Times Tied	0	
Time with Lead	00:00	39:01

Points from	UNO	Vandy
Turnovers	12	34
Paint	28	44
Second Chance	10	23
Fast Breaks	12	24
Bench	27	49

	Period by Period Scoring		
	1st	2nd	TOT
UNO	28	28	56
Vandy	51	49	100



**Period 1**

**Quarter Starters:**

<b>Vandy</b>	4 Huffman G	5 Nickel T	11 Hoggard A	30 Manon C	99 McGlockton D
<b>UNO</b>	1 Jacobs J	2 Short J	5 White J	10 Hunter D	23 Thomas M

Game Time	Vandy	Score	Diff	UNO
20:00	99 MCGLOCKTON D jumpball won			23 THOMAS M jumpball lost
19:41	5 NICKEL T 2pt FG in the paint, floating jump shot missed			
19:38				5 WHITE J defensive rebound (1)
19:18				1 JACOBS J turnover lost ball (1)
19:04	11 HOGGARD A 2pt FG from turnover in the paint, driving layup missed			
19:02	offensive rebound (1)			
19:01	99 MCGLOCKTON D 2pt FG from turnover second chance in the paint, layup made (2)	<b>2-0</b>	<b>2</b>	
19:01	11 HOGGARD A assist (1)			
18:40				5 WHITE J 2pt FG in the paint, floating jump shot missed
18:37	4 HUFFMAN G defensive rebound (1)			
18:29	11 HOGGARD A 3pt FG , jump shot missed			
18:24	5 NICKEL T offensive rebound (1)			
18:22	30 MANON C 2pt FG second chance in the paint, layup made (2)	<b>4-0</b>	<b>4</b>	
18:22	5 NICKEL T assist (1)			
17:59		<b>4-3</b>	<b>1</b>	2 SHORT J 3pt FG , jump shot made (3)
17:59				1 JACOBS J assist (1)
17:48	99 MCGLOCKTON D 3pt FG , jump shot made (5)	<b>7-3</b>	<b>4</b>	
17:48	4 HUFFMAN G assist (1)			
17:33	30 MANON C foul shooting (1 - 1)			23 THOMAS M foul drawn (1)
17:33				23 THOMAS M free throw 1 - 2 missed
17:33				offensive dead ball rebound (1)
17:33		<b>7-4</b>	<b>3</b>	23 THOMAS M free throw 2 - 2 made (1)
17:17	4 HUFFMAN G 2pt FG in the paint, driving layup missed			
17:15	30 MANON C offensive rebound (1)			
17:15	30 MANON C foul drawn (1)			1 JACOBS J foul shooting (1 - 1)
17:15	30 MANON C free throw 1 - 2 made (3)	<b>8-4</b>	<b>4</b>	
17:15	30 MANON C free throw 2 - 2 made (4)	<b>9-4</b>	<b>5</b>	
16:58		<b>9-7</b>	<b>2</b>	5 WHITE J 3pt FG , jump shot made (3)
16:58				2 SHORT J assist (1)
16:35	11 HOGGARD A 2pt FG in the paint, layup missed			
16:32	99 MCGLOCKTON D offensive rebound (1)			
16:29	4 HUFFMAN G 3pt FG second chance, jump shot made (3)	<b>12-7</b>	<b>5</b>	
16:29	30 MANON C assist (1)			
16:16	11 HOGGARD A foul shooting (1 - 2)			5 WHITE J foul drawn (1)
16:16		<b>12-8</b>	<b>4</b>	5 WHITE J free throw 1 - 2 made (4)
16:16		<b>12-9</b>	<b>3</b>	5 WHITE J free throw 2 - 2 made (5)
16:02	99 MCGLOCKTON D 2pt FG in the paint, layup made (7)	<b>14-9</b>	<b>5</b>	
16:02	30 MANON C assist (2)			
15:42				1 JACOBS J 2pt FG in the paint, driving layup blocked
15:42	4 HUFFMAN G block (1)			
15:39	99 MCGLOCKTON D defensive rebound (2)			



Official Basketball Play by Play - First Half  
**New Orleans at Vanderbilt**  
 12/30/24 Memorial Gymnasium (Vanderbilt), Nashville, Tenn.  
 Vanderbilt vs. New Orleans

**Game Time:** 7:00 PM  
**Game Duration:** 1:49  
**Attendance:** 7,302

**Officials:** Jeb Hartness, Courtney Green, Landon Brandes

Game Time	Vandy	Score	Diff	UNO
15:31	5 NICKEL T 3pt FG , jump shot made (3)	17-9	8	
15:31	4 HUFFMAN G assist (2)			
15:04	11 HOGGARD A steal (1)			10 HUNTER D turnover lost ball (1)
14:58	4 HUFFMAN G 2pt FG from turnover in the paint, driving layup missed			
14:55	99 MCGLOCKTON D offensive rebound (3)			
14:55	99 MCGLOCKTON D 2pt FG from turnover second chance in the paint, tip-in layup made (9)	19-9	10	
14:41	30 MANON C steal (1)			10 HUNTER D turnover bad pass (2)
14:38	30 MANON C 2pt FG fast break from turnover in the paint, dunk, made (6)	21-9	12	
14:37				Timeout 30 Sec
14:37	Timeout media			
14:37	5 NICKEL T substitution out			
14:37	11 HOGGARD A substitution out			
14:37	1 EDWARDS J substitution in			
14:37	22 CAREY J substitution in			
14:37				1 JACOBS J substitution out
14:37				10 HUNTER D substitution out
14:37				3 GRANT T substitution in
14:37				15 KEMP G substitution in
14:14				3 GRANT T 3pt FG , step back jump shot missed
14:08				5 WHITE J offensive rebound (2)
14:00				5 WHITE J 3pt FG second chance, step back jump shot missed
13:56				3 GRANT T offensive rebound (1)
13:48		21-11	10	3 GRANT T 2pt FG second chance in the paint, driving layup made (2)
13:32	1 EDWARDS J 3pt FG , jump shot missed			
13:29				5 WHITE J defensive rebound (3)
13:22				5 WHITE J 2pt FG in the paint, driving layup missed
13:20	22 CAREY J defensive rebound (1)			
13:14	1 EDWARDS J 3pt FG , jump shot made (3)	24-11	13	
13:14	4 HUFFMAN G assist (3)			
12:51				23 THOMAS M 2pt FG outside the paint, jump shot missed
12:47	22 CAREY J defensive rebound (2)			
12:40	1 EDWARDS J 3pt FG , jump shot missed			
12:36				3 GRANT T defensive rebound (2)
12:31	4 HUFFMAN G substitution out			
12:31	30 MANON C substitution out			
12:31	99 MCGLOCKTON D substitution out			
12:31	2 COLLINS M substitution in			
12:31	3 TANNER T substitution in			
12:31	5 NICKEL T substitution in			
12:29				5 WHITE J 2pt FG outside the paint, pull up jump shot missed
12:26				2 SHORT J offensive rebound (1)
12:07		24-13	11	23 THOMAS M 2pt FG second chance in the paint, layup made (3)
12:07				15 KEMP G assist (1)
11:53	Timeout media			
11:44	2 COLLINS M turnover bad pass (1)			3 GRANT T steal (1)



Official Basketball Play by Play - First Half  
**New Orleans at Vanderbilt**  
 12/30/24 Memorial Gymnasium (Vanderbilt), Nashville, Tenn.  
 Vanderbilt vs. New Orleans

**Game Time:** 7:00 PM  
**Game Duration:** 1:49  
**Attendance:** 7,302

**Officials:** Jeb Hartness, Courtney Green, Landon Brandes

Game Time	Vandy	Score	Diff	UNO
11:38		<b>24-15</b>	<b>9</b>	3 GRANT T 2pt FG fast break from turnover in the paint, driving layup made (4)
11:38				2 SHORT J assist (2)
11:21	2 COLLINS M 2pt FG in the paint, floating jump shot missed			
11:17				3 GRANT T defensive rebound (3)
10:51				2 SHORT J 2pt FG in the paint, pull up jump shot missed
10:48	22 CAREY J defensive rebound (3)			
10:45	1 EDWARDS J foul drawn (1)			15 KEMP G foul shooting (1 - 2)
10:45	1 EDWARDS J free throw fast break 1 - 2 made (4)	<b>25-15</b>	<b>10</b>	
10:45	1 EDWARDS J free throw fast break 2 - 2 made (5)	<b>26-15</b>	<b>11</b>	
10:22	5 NICKEL T foul drawn (1)			23 THOMAS M foul offensive (1 - 3)
10:22				23 THOMAS M turnover offensive (1)
10:07	5 NICKEL T 3pt FG from turnover, jump shot missed			
10:04				2 SHORT J defensive rebound (2)
09:45				3 GRANT T 3pt FG , jump shot missed
09:41	5 NICKEL T defensive rebound (2)			
09:37	1 EDWARDS J 2pt FG in the paint, driving layup missed			
09:34				5 WHITE J defensive rebound (4)
09:31				5 WHITE J 2pt FG in the paint, driving layup blocked
09:31	3 TANNER T block (1)			
09:26				3 GRANT T offensive rebound (4)
09:25				2 SHORT J 3pt FG second chance, jump shot missed
09:22	1 EDWARDS J defensive rebound (1)			
09:18	1 EDWARDS J 2pt FG in the paint, driving layup missed			
09:15				2 SHORT J defensive rebound (3)
09:07		<b>26-17</b>	<b>9</b>	23 THOMAS M 2pt FG in the paint, layup made (5)
08:48	5 NICKEL T 3pt FG , jump shot missed			
08:42	3 TANNER T offensive rebound (1)			
08:41	2 COLLINS M 3pt FG second chance, jump shot missed			
08:37				2 SHORT J defensive rebound (4)
08:32	2 COLLINS M foul shooting (1 - 3)			5 WHITE J foul drawn (2)
08:32		<b>26-18</b>	<b>8</b>	5 WHITE J free throw 1 - 2 made (6)
08:32	1 EDWARDS J substitution out			
08:32	5 NICKEL T substitution out			
08:32	22 CAREY J substitution out			
08:32	11 HOGGARD A substitution in			
08:32	30 MANON C substitution in			
08:32	99 MCGLOCKTON D substitution in			
08:32				2 SHORT J substitution out
08:32				24 ROWBATHAM K substitution in
08:32				5 WHITE J free throw 2 - 2 missed
08:30				23 THOMAS M offensive rebound (1)
08:28	99 MCGLOCKTON D foul shooting (1 - 4)			5 WHITE J foul drawn (3)
08:28				5 WHITE J free throw 1 - 2 missed
08:28				offensive dead ball rebound (2)
08:28				23 THOMAS M substitution out
08:28				20 DAVIS L substitution in
08:28		<b>26-19</b>	<b>7</b>	5 WHITE J free throw 2 - 2 made (7)
08:28	11 HOGGARD A foul drawn (1)			24 ROWBATHAM K foul personal (1 - 4)



Official Basketball Play by Play - First Half  
**New Orleans at Vanderbilt**  
 12/30/24 Memorial Gymnasium (Vanderbilt), Nashville, Tenn.  
 Vanderbilt vs. New Orleans

**Game Time:** 7:00 PM  
**Game Duration:** 1:49  
**Attendance:** 7,302

**Officials:** Jeb Hartness, Courtney Green, Landon Brandes

Game Time	Vandy	Score	Diff	UNO
08:07	2 COLLINS M 3pt FG , jump shot missed			
08:04				3 GRANT T defensive rebound (5)
08:00	11 HOGGARD A steal (2)			3 GRANT T turnover lost ball (1)
07:55	3 TANNER T 2pt FG fast break from turnover in the paint, driving layup blocked			
07:55				20 DAVIS L block (1)
07:54				defensive rebound (15)
07:54	Timeout media			
07:54	2 COLLINS M substitution out			
07:54	1 EDWARDS J substitution in			
07:54				15 KEMP G substitution out
07:54				13 VINCENT J substitution in
07:54	jump ball situation			
07:39	30 MANON C foul personal (2 - 5)			5 WHITE J foul drawn (4)
07:22				3 GRANT T 3pt FG , jump shot missed
07:18				20 DAVIS L offensive rebound (1)
07:18				turnover shot clock (6)
06:57	1 EDWARDS J 3pt FG from turnover, pull up jump shot made (8)	<b>29-19</b>	<b>10</b>	
06:49	3 TANNER T substitution out			
06:49	30 MANON C substitution out			
06:49	2 COLLINS M substitution in			
06:49	4 HUFFMAN G substitution in			
06:49				20 DAVIS L substitution out
06:49				24 ROWBATHAM K substitution out
06:49				2 SHORT J substitution in
06:49				23 THOMAS M substitution in
06:26				23 THOMAS M turnover travel (2)
06:16	11 HOGGARD A 2pt FG from turnover in the paint, floating jump shot made (2)	<b>31-19</b>	<b>12</b>	
06:00		<b>31-21</b>	<b>10</b>	13 VINCENT J 2pt FG in the paint, layup made (2)
06:00				2 SHORT J assist (3)
05:48	1 EDWARDS J 3pt FG , step back jump shot made (11)	<b>34-21</b>	<b>13</b>	
05:33				3 GRANT T 3pt FG , jump shot missed
05:29	99 MCGLOCKTON D defensive rebound (4)			
05:18	1 EDWARDS J 3pt FG , jump shot missed			
05:15				5 WHITE J defensive rebound (5)
05:13	99 MCGLOCKTON D foul personal (2 - 6)			5 WHITE J foul drawn (5)
05:13	99 MCGLOCKTON D substitution out			
05:13	22 CAREY J substitution in			
05:00		<b>34-23</b>	<b>11</b>	13 VINCENT J 2pt FG in the paint, alleyoop made (4)
05:00				2 SHORT J assist (4)
04:47	1 EDWARDS J 2pt FG in the paint, driving layup blocked			
04:47				3 GRANT T block (1)
04:43				2 SHORT J defensive rebound (5)
04:41	22 CAREY J foul shooting (1 - 7)			23 THOMAS M foul drawn (2)
04:41				23 THOMAS M free throw fast break 1 - 2 missed
04:41				offensive dead ball rebound (3)
04:41	1 EDWARDS J substitution out			
04:41	5 NICKEL T substitution in			
04:41		<b>34-24</b>	<b>10</b>	23 THOMAS M free throw fast break 2 - 2 made (6)



**Officials:** Jeb Hartness, Courtney Green, Landon Brandes

Game Time	Vandy	Score	Diff	UNO
04:24	11 HOGGARD A 3pt FG , jump shot missed			
04:21	22 CAREY J offensive rebound (4)			
04:20	22 CAREY J foul drawn (1)			3 GRANT T foul shooting (1 - 5)
04:20	22 CAREY J free throw 1 - 2 made (1)	<b>35-24</b>	<b>11</b>	
04:20	22 CAREY J free throw 2 - 2 made (2)	<b>36-24</b>	<b>12</b>	
04:06	2 COLLINS M foul drawn (1)			2 SHORT J foul offensive (1 - 6)
04:06				2 SHORT J turnover offensive (1)
03:48	11 HOGGARD A 2pt FG from turnover in the paint, driving layup missed			
03:45				23 THOMAS M defensive rebound (2)
03:28				13 VINCENT J 3pt FG , jump shot missed
03:25	5 NICKEL T defensive rebound (3)			
03:20	2 COLLINS M 3pt FG , jump shot made (3)	<b>39-24</b>	<b>15</b>	
03:20	11 HOGGARD A assist (2)			
02:48				2 SHORT J 3pt FG , jump shot missed
02:45	22 CAREY J defensive rebound (5)			
02:45	22 CAREY J foul drawn (2)			23 THOMAS M foul personal (2 - 7)
02:45	Timeout media			
02:45				3 GRANT T substitution out
02:45				13 VINCENT J substitution out
02:45				23 THOMAS M substitution out
02:45				10 HUNTER D substitution in
02:45				15 KEMP G substitution in
02:45				20 DAVIS L substitution in
02:45	22 CAREY J 1&1 free throw 1 made (3)	<b>40-24</b>	<b>16</b>	
02:45	22 CAREY J 1&1 free throw 2 made (4)	<b>41-24</b>	<b>17</b>	
02:37	4 HUFFMAN G steal (1)			2 SHORT J turnover lost ball (2)
02:33	4 HUFFMAN G 2pt FG from turnover in the paint, driving layup blocked			
02:33				2 SHORT J block (1)
02:29				15 KEMP G defensive rebound (1)
02:26				10 HUNTER D 3pt FG , jump shot missed
02:22	4 HUFFMAN G defensive rebound (2)			
02:18	5 NICKEL T 3pt FG fast break, jump shot made (6)	<b>44-24</b>	<b>20</b>	
02:18	11 HOGGARD A assist (3)			
02:04				5 WHITE J 2pt FG outside the paint, turnaround jump shot missed
02:00	4 HUFFMAN G defensive rebound (3)			
01:56	22 CAREY J 2pt FG in the paint, pull up jump shot missed			
01:53				10 HUNTER D defensive rebound (1)
01:31				20 DAVIS L 2pt FG in the paint, pull up jump shot missed
01:28	22 CAREY J defensive rebound (6)			
01:23	11 HOGGARD A 2pt FG fast break in the paint, driving layup made (4)	<b>46-24</b>	<b>22</b>	
01:22	11 HOGGARD A foul drawn (2)			20 DAVIS L foul shooting (1 - 8)
01:22	4 HUFFMAN G substitution out			
01:22	3 TANNER T substitution in			
01:22				20 DAVIS L substitution out
01:22				23 THOMAS M substitution in
01:22	11 HOGGARD A free throw fast break 1 - 1 made (5)	<b>47-24</b>	<b>23</b>	



Official Basketball Play by Play - First Half  
**New Orleans at Vanderbilt**  
 12/30/24 Memorial Gymnasium (Vanderbilt), Nashville, Tenn.  
 Vanderbilt vs. New Orleans

**Game Time:** 7:00 PM  
**Game Duration:** 1:49  
**Attendance:** 7,302

**Officials:** Jeb Hartness, Courtney Green, Landon Brandes

Game Time	Vandy	Score	Diff	UNO
00:58		<b>47-26</b>	<b>21</b>	23 THOMAS M 2pt FG in the paint, hook shot made (8)
00:58				15 KEMP G assist (2)
00:53	Timeout 30 Sec			
00:53	2 COLLINS M substitution out			
00:53	1 EDWARDS J substitution in			
00:53				23 THOMAS M substitution out
00:53				20 DAVIS L substitution in
00:37	5 NICKEL T 2pt FG in the paint, layup made (8)	<b>49-26</b>	<b>23</b>	
00:37	11 HOGGARD A assist (4)			
00:25		<b>49-28</b>	<b>21</b>	5 WHITE J 2pt FG in the paint, driving layup made (9)
00:04	1 EDWARDS J foul drawn (2)			15 KEMP G foul shooting (2 - 9)
00:04	1 EDWARDS J free throw 1 - 2 made (12)	<b>50-28</b>	<b>22</b>	
00:04	5 NICKEL T substitution out			
00:04	2 COLLINS M substitution in			
00:04	1 EDWARDS J free throw 2 - 2 made (13)	<b>51-28</b>	<b>23</b>	
00:04	1 EDWARDS J substitution out			
00:04	4 HUFFMAN G substitution in			
00:00				5 WHITE J 3pt FG , pull up jump shot missed
00:00				offensive dead ball rebound (4)
<b>END OF PERIOD</b>				
<b>Vandy 51-28 UNO</b>				



Officials: Jeb Hartness, Courtney Green, Landon Brandes

**New Orleans - 28**

NO.	Name	Min	FG	3P	FT	Rebounds			Fouls		TP	AS	TO	ST	Blocks		+/-
			M-A	M-A	M-A	OR	DR	TOT	PF	FD					BS	BA	
23	MJ Thomas	F 16:05	3-4	0-0	2-4	1	1	2	2	2	8	0	2	0	0	0	-12
1	JR Jacobs	G 05:23	0-1	0-0	0-0	0	0	0	1	0	0	1	1	0	0	1	-12
2	Jah Short	G 18:17	1-4	1-3	0-0	1	4	5	1	0	3	4	2	0	1	0	-21
5	James White	G 20:00	2-9	1-3	4-6	1	4	5	0	5	9	0	0	0	0	1	-23
10	Dae Dae Hunter	G 08:08	0-1	0-1	0-0	0	1	1	0	0	0	0	2	0	0	0	-20
3	Theo Grant	11:52	2-6	0-4	0-0	2	3	5	1	0	4	0	1	1	1	0	-3
15	Grant Kemp	09:28	0-0	0-0	0-0	0	1	1	2	0	0	2	0	0	0	0	-3
24	Kohen Rowbatham	01:43	0-0	0-0	0-0	0	0	0	1	0	0	0	0	0	0	0	-2
20	Luke Davis	03:55	0-1	0-0	0-0	1	0	1	1	0	0	0	0	0	1	0	-11
13	Jamond Vincent	05:09	2-3	0-1	0-0	0	0	0	0	0	4	0	0	0	0	0	-8
Team						0	1	1			0		1				
<b>Totals</b>			10-29	2-12	6-10	6	15	21	9	7	28	7	9	1	3	2	-23

Shooting By Period		
1st FG%	10-29	34.5%
3PT%	2-12	16.7%
FT%	6-10	60%
GM FG%	10-29	34.5%
3PT%	2-12	16.7%
FT%	6-10	60.0%

Dead Ball Rebounds: 4, 0

Technical Fouls::NONE

**Vanderbilt - 51**

NO.	Name	Min	FG	3P	FT	Rebounds			Fouls		TP	AS	TO	ST	Blocks		+/-
			M-A	M-A	M-A	OR	DR	TOT	PF	FD					BS	BA	
5	Tyler Nickel	F 13:58	3-6	2-4	0-0	1	2	3	0	1	8	1	0	0	0	0	18
99	Devin McGlockton	F 10:48	4-4	1-1	0-0	2	2	4	2	0	9	0	0	0	0	0	18
4	Grant Huffman	G 13:01	1-4	1-1	0-0	0	3	3	0	0	3	3	0	1	1	1	25
11	A.J. Hoggard	G 13:55	2-7	0-2	1-1	0	0	0	1	2	5	4	0	2	0	0	27
30	Chris Manon	G 09:12	2-2	0-0	2-2	1	0	1	2	1	6	2	0	1	0	0	15
1	Jason Edwards	10:06	3-9	3-6	4-4	0	1	1	0	2	13	0	0	0	0	1	2
22	Jaylen Carey	11:18	0-1	0-0	4-4	1	5	6	1	2	4	0	0	0	0	0	6
2	MJ Collins	10:38	1-4	1-3	0-0	0	0	0	1	1	3	0	1	0	0	0	6
3	Tyler Tanner	07:04	0-1	0-0	0-0	1	0	1	0	0	0	0	0	0	1	1	-2
Team						1	0	1			0		0				
<b>Totals</b>			16-38	8-17	11-11	7	13	20	7	9	51	10	1	4	2	3	23

Shooting By Period		
1st FG%	16-38	42.1%
3PT%	8-17	47.1%
FT%	11-11	100%
GM FG%	16-38	42.1%
3PT%	8-17	47.1%
FT%	11-11	100.0%

Dead Ball Rebounds: 0, 0

Technical Fouls::NONE

	UNO	Vandy
Biggest lead	0 (1 <sup>st</sup> 20:00)	23 (1 <sup>st</sup> 1:22)
Best Scoring Run	4 (1 <sup>st</sup> 11:38)	13 (1 <sup>st</sup> 1:22)
Lead Changes	0	
Times Tied	0	
Time with Lead	00:00	19:01

Points from	UNO	Vandy
Turnovers	2	11
Paint	16	16
Second Chance	5	13
Fast Breaks	3	10
Bench	8	20

	Period by Period Scoring		
	1st	2nd	TOT
UNO	28	28	56
Vandy	51	49	100





**Period 2**

**Quarter Starters:**

<b>Vandy</b>	4 Huffman G	5 Nickel T	11 Hoggard A	30 Manon C	99 McGlockton D
<b>UNO</b>	2 Short J	5 White J	13 Vincent J	15 Kemp G	23 Thomas M

Game Time	Vandy	Score	Diff	UNO
20:00	2 COLLINS M substitution out			
20:00	3 TANNER T substitution out			
20:00	22 CAREY J substitution out			
20:00	5 NICKEL T substitution in			
20:00	30 MANON C substitution in			
20:00	99 MCGLOCKTON D substitution in			
20:00				10 HUNTER D substitution out
20:00				20 DAVIS L substitution out
20:00				13 VINCENT J substitution in
20:00				23 THOMAS M substitution in
19:49	99 MCGLOCKTON D turnover bad pass (1)			
19:27		<b>51-30</b>	<b>21</b>	5 WHITE J 2pt FG from turnover outside the paint, floating jump shot made (11)
19:05	5 NICKEL T 3pt FG , jump shot missed			
19:02				5 WHITE J defensive rebound (6)
18:42				23 THOMAS M 2pt FG in the paint, layup blocked
18:42	30 MANON C block (1)			
18:39				15 KEMP G offensive rebound (2)
18:37				23 THOMAS M 2pt FG second chance in the paint, layup missed
18:35	99 MCGLOCKTON D defensive rebound (5)			
18:29	5 NICKEL T 3pt FG fast break, jump shot made (11)	<b>54-30</b>	<b>24</b>	
18:29	4 HUFFMAN G assist (4)			
18:09				13 VINCENT J turnover bad pass (1)
17:58	99 MCGLOCKTON D 3pt FG from turnover, jump shot made (12)	<b>57-30</b>	<b>27</b>	
17:58	5 NICKEL T assist (2)			
17:43	30 MANON C steal (2)			23 THOMAS M turnover lost ball (3)
17:38	11 HOGGARD A 2pt FG fast break from turnover in the paint, driving layup made (7)	<b>59-30</b>	<b>29</b>	
17:38	30 MANON C assist (3)			
17:16	30 MANON C foul personal (3 - 1)			2 SHORT J foul drawn (1)
17:04				5 WHITE J 3pt FG , step back jump shot missed
17:00	11 HOGGARD A defensive rebound (1)			
16:58	11 HOGGARD A turnover bad pass (1)			23 THOMAS M steal (1)
16:54	11 HOGGARD A steal (3)			23 THOMAS M turnover lost ball (4)
16:51	30 MANON C foul drawn (2)			2 SHORT J foul personal (2 - 1)
16:51				15 KEMP G substitution out
16:51				23 THOMAS M substitution out
16:51				3 GRANT T substitution in
16:51				20 DAVIS L substitution in
16:49	5 NICKEL T 3pt FG from turnover, jump shot made (14)	<b>62-30</b>	<b>32</b>	
16:49	11 HOGGARD A assist (5)			
16:28		<b>62-33</b>	<b>29</b>	3 GRANT T 3pt FG , jump shot made (7)
16:28				5 WHITE J assist (1)



**Officials:** Jeb Hartness, Courtney Green, Landon Brandes

Game Time	Vandy	Score	Diff	UNO
16:06	4 HUFFMAN G 2pt FG in the paint, layup made (5)	<b>64-33</b>	<b>31</b>	
15:40				2 SHORT J 2pt FG in the paint, step back jump shot blocked
15:40	30 MANON C block (2)			
15:35	99 MCGLOCKTON D defensive rebound (6)			
15:23	4 HUFFMAN G 3pt FG , jump shot missed			
15:20	99 MCGLOCKTON D offensive rebound (7)			
15:19	99 MCGLOCKTON D 2pt FG second chance in the paint, layup made (14)	<b>66-33</b>	<b>33</b>	
15:11	Timeout media			
15:11	30 MANON C substitution out			
15:11	2 COLLINS M substitution in			
15:11				5 WHITE J substitution out
15:11				13 VINCENT J substitution out
15:11				11 COLEMAN L substitution in
15:11				24 ROWBATHAM K substitution in
15:07	4 HUFFMAN G steal (2)			24 ROWBATHAM K turnover bad pass (1)
15:04	4 HUFFMAN G 2pt FG fast break from turnover in the paint, driving layup missed			
15:02				2 SHORT J defensive rebound (6)
14:57	2 COLLINS M foul personal (2 - 2)			2 SHORT J foul drawn (2)
14:42	5 NICKEL T foul shooting (1 - 3)			11 COLEMAN L foul drawn (1)
14:42				11 COLEMAN L free throw 1 - 2 missed
14:42				offensive dead ball rebound (5)
14:42	4 HUFFMAN G substitution out			
14:42	1 EDWARDS J substitution in			
14:41				11 COLEMAN L free throw 2 - 2 missed
14:39	5 NICKEL T defensive rebound (4)			
14:24	1 EDWARDS J 3pt FG , jump shot missed			
14:20				defensive rebound (25)
14:20	11 HOGGARD A substitution out			
14:20	99 MCGLOCKTON D substitution out			
14:20	3 TANNER T substitution in			
14:20	22 CAREY J substitution in			
14:05				24 ROWBATHAM K 2pt FG in the paint, driving layup missed
14:00				3 GRANT T offensive rebound (6)
14:00		<b>66-35</b>	<b>31</b>	3 GRANT T 2pt FG second chance in the paint, tip-in dunk made (9)
13:43	5 NICKEL T 2pt FG in the paint, dunk, made (16)	<b>68-35</b>	<b>33</b>	
13:43	1 EDWARDS J assist (1)			
13:19				2 SHORT J 2pt FG in the paint, driving layup missed
13:13				20 DAVIS L offensive rebound (2)
13:13				20 DAVIS L 2pt FG second chance in the paint, layup missed
13:10	1 EDWARDS J defensive rebound (2)			
13:08	1 EDWARDS J 2pt FG in the paint, driving layup missed			
13:05	3 TANNER T offensive rebound (2)			
13:05	3 TANNER T 2pt FG second chance in the paint, tip-in layup made (2)	<b>70-35</b>	<b>35</b>	
12:56	5 NICKEL T steal (1)			3 GRANT T turnover bad pass (2)
12:52	2 COLLINS M 2pt FG from turnover in the paint, driving layup blocked			
12:52				2 SHORT J block (2)



**Officials:** Jeb Hartness, Courtney Green, Landon Brandes

Game Time	Vandy	Score	Diff	UNO
12:51	offensive rebound (28)			
12:50				2 SHORT J substitution out
12:50				20 DAVIS L substitution out
12:50				5 WHITE J substitution in
12:50				23 THOMAS M substitution in
12:45	5 NICKEL T 3pt FG from turnover second chance, jump shot missed			
12:42				23 THOMAS M defensive rebound (3)
12:34				23 THOMAS M turnover travel (5)
12:26	3 TANNER T 3pt FG from turnover, step back jump shot missed			
12:22				11 COLEMAN L defensive rebound (1)
12:18		<b>70-37</b>	<b>33</b>	5 WHITE J 2pt FG fast break in the paint, driving layup made (13)
12:02	2 COLLINS M 3pt FG , jump shot missed			
11:59	22 CAREY J offensive rebound (7)			
11:48	3 TANNER T foul drawn (1)			5 WHITE J foul shooting (1 - 2)
11:48	Timeout media			
11:48	5 NICKEL T substitution out			
11:48	30 MANON C substitution in			
11:48				24 ROWBATHAM K substitution out
11:48				1 JACOBS J substitution in
11:48	3 TANNER T free throw 1 - 2 made (3)	<b>71-37</b>	<b>34</b>	
11:48	3 TANNER T free throw 2 - 2 made (4)	<b>72-37</b>	<b>35</b>	
11:18				23 THOMAS M 2pt FG in the paint, layup blocked
11:18	22 CAREY J block (1)			
11:14	1 EDWARDS J defensive rebound (3)			
11:08	30 MANON C turnover bad pass (1)			1 JACOBS J steal (1)
11:01				1 JACOBS J 2pt FG from turnover in the paint, driving layup missed
10:59				23 THOMAS M offensive rebound (4)
10:59	22 CAREY J foul personal (2 - 4)			23 THOMAS M foul drawn (3)
10:58		<b>72-39</b>	<b>33</b>	5 WHITE J 2pt FG from turnover second chance in the paint, driving layup made (15)
10:58				1 JACOBS J assist (2)
10:58	3 TANNER T foul shooting (1 - 5)			5 WHITE J foul drawn (6)
10:58		<b>72-40</b>	<b>32</b>	5 WHITE J free throw 1 - 1 made (16)
10:43	22 CAREY J turnover lost ball (1)			1 JACOBS J steal (2)
10:37				23 THOMAS M 2pt FG from turnover in the paint, driving layup missed
10:35	3 TANNER T defensive rebound (3)			
10:26	1 EDWARDS J 2pt FG in the paint, driving layup made (15)	<b>74-40</b>	<b>34</b>	
10:17	22 CAREY J substitution out			
10:17	24 ROBERTS J substitution in			
09:59				5 WHITE J 2pt FG outside the paint, turnaround jump shot missed
09:55	3 TANNER T defensive rebound (4)			
09:34	30 MANON C 3pt FG , jump shot missed			
09:30				1 JACOBS J defensive rebound (1)
09:15	2 COLLINS M substitution out			
09:15	30 MANON C substitution out			
09:15	11 HOGGARD A substitution in			



Official Basketball Play by Play - Second Half  
**New Orleans at Vanderbilt**  
 12/30/24 Memorial Gymnasium (Vanderbilt), Nashville, Tenn.  
 Vanderbilt vs. New Orleans

**Game Time:** 7:00 PM  
**Game Duration:** 1:49  
**Attendance:** 7,302

**Officials:** Jeb Hartness, Courtney Green, Landon Brandes

Game Time	Vandy	Score	Diff	UNO
09:15	99 MCGLOCKTON D substitution in			
09:15				11 COLEMAN L substitution out
09:15				2 SHORT J substitution in
09:09	24 ROBERTS J steal (1)			23 THOMAS M turnover lost ball (6)
09:04	11 HOGGARD A 3pt FG from turnover, jump shot missed			
09:00				1 JACOBS J defensive rebound (2)
08:53	3 TANNER T steal (1)			1 JACOBS J turnover bad pass (2)
08:46	3 TANNER T 3pt FG fast break from turnover, jump shot made (7)	<b>77-40</b>	<b>37</b>	
08:46	11 HOGGARD A assist (6)			
08:17				5 WHITE J 2pt FG in the paint, pull up jump shot missed
08:14	1 EDWARDS J defensive rebound (4)			
08:03	1 EDWARDS J 3pt FG , step back jump shot missed			
07:59				2 SHORT J defensive rebound (7)
07:53				1 JACOBS J 2pt FG in the paint, driving layup missed
07:50	99 MCGLOCKTON D defensive rebound (8)			
07:47	3 TANNER T 2pt FG fast break in the paint, alleyoop made (9)	<b>79-40</b>	<b>39</b>	
07:47	11 HOGGARD A assist (7)			
07:34		<b>79-42</b>	<b>37</b>	5 WHITE J 2pt FG in the paint, layup made (18)
07:34				2 SHORT J assist (5)
07:27	11 HOGGARD A turnover bad pass (2)			
07:27	Timeout media			
07:27	24 ROBERTS J substitution out			
07:27	5 NICKEL T substitution in			
07:27				1 JACOBS J substitution out
07:27				5 WHITE J substitution out
07:27				23 THOMAS M substitution out
07:27				15 KEMP G substitution in
07:27				20 DAVIS L substitution in
07:27				24 ROWBATHAM K substitution in
07:19	1 EDWARDS J steal (1)			24 ROWBATHAM K turnover lost ball (2)
07:16	1 EDWARDS J 2pt FG fast break from turnover in the paint, driving layup made (17)	<b>81-42</b>	<b>39</b>	
07:01	3 TANNER T steal (2)			15 KEMP G turnover bad pass (1)
06:48	5 NICKEL T 3pt FG from turnover, jump shot made (19)	<b>84-42</b>	<b>42</b>	
06:48	1 EDWARDS J assist (2)			
06:29	3 TANNER T steal (3)			24 ROWBATHAM K turnover lost ball (3)
06:21	3 TANNER T 3pt FG from turnover, jump shot made (12)	<b>87-42</b>	<b>45</b>	
06:21	11 HOGGARD A assist (8)			
05:49				2 SHORT J 3pt FG , pull up jump shot missed
05:46	1 EDWARDS J defensive rebound (5)			
05:40	1 EDWARDS J turnover bad pass (1)			15 KEMP G steal (1)
05:36		<b>87-44</b>	<b>43</b>	15 KEMP G 2pt FG fast break from turnover in the paint, driving layup made (2)
05:36	3 TANNER T foul shooting (2 - 6)			15 KEMP G foul drawn (1)
05:36	1 EDWARDS J substitution out			
05:36	11 HOGGARD A substitution out			
05:36	2 COLLINS M substitution in			
05:36	4 HUFFMAN G substitution in			
05:36				24 ROWBATHAM K substitution out



**Officials:** Jeb Hartness, Courtney Green, Landon Brandes

Game Time	Vandy	Score	Diff	UNO
05:36				5 WHITE J substitution in
05:36		<b>87-45</b>	<b>42</b>	15 KEMP G free throw fast break 1 - 1 made (3)
05:16	5 NICKEL T 3pt FG , jump shot missed			
05:14	3 TANNER T offensive rebound (5)			
05:13	3 TANNER T 2pt FG second chance in the paint, layup made (14)	<b>89-45</b>	<b>44</b>	
04:49				3 GRANT T 2pt FG in the paint, driving layup missed
04:46	99 MCGLOCKTON D defensive rebound (9)			
04:44	99 MCGLOCKTON D turnover lost ball (2)			15 KEMP G steal (2)
04:44				20 DAVIS L substitution out
04:44				23 THOMAS M substitution in
04:28	4 HUFFMAN G steal (3)			15 KEMP G turnover bad pass (2)
04:24	5 NICKEL T 2pt FG from turnover in the paint, driving layup missed			
04:20	3 TANNER T offensive rebound (6)			
04:20	3 TANNER T 2pt FG from turnover second chance in the paint, tip-in layup missed			
04:20	3 TANNER T offensive rebound (7)			
04:20	3 TANNER T 2pt FG from turnover second chance in the paint, tip-in layup made (16)	<b>91-45</b>	<b>46</b>	
04:09				5 WHITE J 2pt FG in the paint, driving layup missed
04:06	99 MCGLOCKTON D defensive rebound (10)			
04:04	2 COLLINS M 2pt FG fast break in the paint, alleyoop made (5)	<b>93-45</b>	<b>48</b>	
04:04	3 TANNER T assist (1)			
03:53	99 MCGLOCKTON D foul personal (3 - 7)			23 THOMAS M foul drawn (4)
03:53	Timeout media			
03:53	3 TANNER T substitution out			
03:53	5 NICKEL T substitution out			
03:53	99 MCGLOCKTON D substitution out			
03:53	10 WILLIAMS J substitution in			
03:53	24 ROBERTS J substitution in			
03:53	30 MANON C substitution in			
03:53				2 SHORT J substitution out
03:53				3 GRANT T substitution out
03:53				5 WHITE J substitution out
03:53				11 COLEMAN L substitution in
03:53				13 VINCENT J substitution in
03:53				24 ROWBATHAM K substitution in
03:53				23 THOMAS M 1&1 free throw 1 missed
03:50	10 WILLIAMS J defensive rebound (1)			
03:39	24 ROBERTS J 2pt FG in the paint, layup missed			
03:35				13 VINCENT J defensive rebound (1)
03:34	4 HUFFMAN G foul shooting (1 - 8)			13 VINCENT J foul drawn (1)
03:34		<b>93-46</b>	<b>47</b>	13 VINCENT J free throw fast break 1 - 2 made (5)
03:34				23 THOMAS M substitution out
03:34				20 DAVIS L substitution in
03:34		<b>93-47</b>	<b>46</b>	13 VINCENT J free throw fast break 2 - 2 made (6)
03:25	30 MANON C foul drawn (3)			11 COLEMAN L foul personal (1 - 3)
03:18	10 WILLIAMS J 2pt FG in the paint, layup made (2)	<b>95-47</b>	<b>48</b>	
03:18	4 HUFFMAN G assist (5)			



**Officials:** Jeb Hartness, Courtney Green, Landon Brandes

Game Time	Vandy	Score	Diff	UNO
02:59	30 MANON C steal (3)			15 KEMP G turnover bad pass (3)
02:59	4 HUFFMAN G substitution out			
02:59	30 MANON C substitution out			
02:59	15 MESSER C substitution in			
02:59	25 KEEFFE M substitution in			
02:38	2 COLLINS M 2pt FG from turnover in the paint, driving layup made (7)	<b>97-47</b>	<b>50</b>	
02:23				15 KEMP G 3pt FG , jump shot missed
02:17	24 ROBERTS J defensive rebound (1)			
02:11	2 COLLINS M 3pt FG , jump shot missed			
02:07				defensive dead ball rebound (6)
02:07	2 COLLINS M substitution out			
02:07	7 CALTON G substitution in			
01:45	25 KEEFFE M foul shooting (1 - 9)			20 DAVIS L foul drawn (1)
01:45		<b>97-48</b>	<b>49</b>	20 DAVIS L free throw 1 - 2 made (1)
01:45		<b>97-49</b>	<b>48</b>	20 DAVIS L free throw 2 - 2 made (2)
01:33	24 ROBERTS J 2pt FG in the paint, dunk, made (2)	<b>99-49</b>	<b>50</b>	
01:33	25 KEEFFE M assist (1)			
01:07		<b>99-52</b>	<b>47</b>	13 VINCENT J 3pt FG , jump shot made (9)
01:07				24 ROWBATHAM K assist (1)
00:53	25 KEEFFE M foul drawn (1)			20 DAVIS L foul shooting (2 - 4)
00:53	25 KEEFFE M free throw 1 - 2 missed			
00:53	offensive dead ball rebound (1)			
00:53				13 VINCENT J substitution out
00:53				32 SOWARDS J substitution in
00:53	25 KEEFFE M free throw 2 - 2 made (1)	<b>100-52</b>	<b>48</b>	
00:53	25 KEEFFE M substitution out			
00:53	21 SMITH H substitution in			
00:32	15 MESSER C foul shooting (1 - 10)			32 SOWARDS J foul drawn (1)
00:32				32 SOWARDS J free throw 1 - 2 missed
00:32				offensive dead ball rebound (7)
00:32				32 SOWARDS J free throw 2 - 2 missed
00:30	15 MESSER C defensive rebound (1)			
00:27	15 MESSER C turnover lost ball (1)			32 SOWARDS J steal (1)
00:25		<b>100-54</b>	<b>46</b>	32 SOWARDS J 2pt FG fast break from turnover in the paint, driving layup made (2)
00:25				11 COLEMAN L assist (1)
00:18	15 MESSER C 2pt FG fast break in the paint, layup missed			
00:15				32 SOWARDS J defensive rebound (1)
00:09	21 SMITH H foul shooting (1 - 11)			32 SOWARDS J foul drawn (2)
00:09		<b>100-55</b>	<b>45</b>	32 SOWARDS J free throw 1 - 2 made (3)
00:09		<b>100-56</b>	<b>44</b>	32 SOWARDS J free throw 2 - 2 made (4)
<b>END OF GAME</b>				
<b>Vandy 100-56 UNO</b>				



Officials: Jeb Hartness, Courtney Green, Landon Brandes

**New Orleans - 28**

NO.	Name	F/G	Min	FG	3P	FT	Rebounds			Fouls		TP	AS	TO	ST	Blocks		+/-
				M-A	M-A	M-A	OR	DR	TOT	PF	FD					BS	BA	
23	MJ Thomas	F	09:42	0-4	0-0	0-1	1	1	2	0	2	0	0	4	1	0	2	-11
1	JR Jacobs	G	04:21	0-2	0-0	0-0	0	2	2	0	0	0	1	1	2	0	0	-4
2	Jah Short	G	12:32	0-3	0-1	0-0	0	2	2	1	2	0	1	0	0	1	1	-26
5	James White	G	11:55	4-8	0-1	1-1	0	1	1	1	1	9	1	0	0	0	0	-17
10	Dae Dae Hunter	G	00:00	0-0	0-0	0-0	0	0	0	0	0	0	0	0	0	0	0	0
13	Jamond Vincent		07:49	1-1	1-1	2-2	0	1	1	0	1	5	0	1	0	0	0	-9
3	Theo Grant		12:58	2-3	1-1	0-0	1	0	1	0	0	5	0	1	0	0	0	-19
20	Luke Davis		10:18	0-1	0-0	2-2	1	0	1	1	1	2	0	0	0	0	0	-10
11	Leland Coleman		09:49	0-0	0-0	0-2	0	1	1	1	1	0	1	0	0	0	0	3
24	Kohen Rowbatham		09:07	0-1	0-0	0-0	0	0	0	0	0	0	1	3	0	0	0	-2
15	Grant Kemp		10:36	1-2	0-1	1-1	1	0	1	0	1	3	0	3	2	0	0	-13
32	Jackson Sowards		00:53	1-1	0-0	2-4	0	1	1	0	2	4	0	0	1	0	0	3
Team							0	1	1			0		0				
<b>Totals</b>				9-26	2-5	8-13	4	10	14	4	11	28	5	13	6	1	3	-21

Shooting By Period		
2 <sup>nd</sup> FG%	9-26	34.6%
3PT%	2-5	40.0%
FT%	8-13	61.5%
GM FG%	9-26	34.6%
3PT%	2-5	40.0%
FT%	8-13	61.5%

Dead Ball Rebounds: 2, 1

Technical Fouls::NONE

**Vanderbilt - 49**

NO.	Name	F/G	Min	FG	3P	FT	Rebounds			Fouls		TP	AS	TO	ST	Blocks		+/-
				M-A	M-A	M-A	OR	DR	TOT	PF	FD					BS	BA	
5	Tyler Nickel	F	11:46	4-8	3-6	0-0	0	1	1	1	0	11	1	0	1	0	0	21
99	Devin McGlockton	F	11:02	2-2	1-1	0-0	1	5	6	1	0	5	0	2	0	0	0	24
4	Grant Huffman	G	07:55	1-3	0-1	0-0	0	0	0	1	0	2	2	0	2	0	0	15
11	A.J. Hoggard	G	09:19	1-2	0-1	0-0	0	1	1	0	0	2	4	2	1	0	0	19
30	Chris Manon	G	08:16	0-1	0-1	0-0	0	0	0	1	2	0	1	1	2	2	0	11
2	MJ Collins		09:25	2-5	0-2	0-0	0	0	0	1	0	4	0	0	0	0	1	8
1	Jason Edwards		09:06	2-5	0-2	0-0	0	4	4	0	0	4	2	1	1	0	0	10
3	Tyler Tanner		10:27	6-8	2-3	2-2	4	2	6	2	1	16	1	0	3	0	0	15
22	Jaylen Carey		04:03	0-0	0-0	0-0	1	0	1	1	0	0	0	1	0	1	0	1
24	JaQualon "JQ" Roberts		06:43	1-2	0-0	0-0	0	1	1	0	0	2	0	0	1	0	0	-1
10	Jordan Williams		03:53	1-1	0-0	0-0	0	1	1	0	0	2	0	0	0	0	0	-4
15	Coleson Messer		02:59	0-1	0-0	0-0	0	1	1	1	0	0	0	1	0	0	0	-4
25	Miles Keeffe		02:06	0-0	0-0	1-2	0	0	0	1	1	1	1	0	0	0	0	0
7	Graham Calton		02:07	0-0	0-0	0-0	0	0	0	0	0	0	0	0	0	0	0	-6
21	Hollman Smith		00:53	0-0	0-0	0-0	0	0	0	1	0	0	0	0	0	0	0	-4
Team							1	0	1			0		0				
<b>Totals</b>				20-38	6-17	3-4	7	16	23	11	4	49	12	8	11	3	1	21

Shooting By Period		
2 <sup>nd</sup> FG%	20-38	52.6%
3PT%	6-17	35.3%
FT%	3-4	75%
GM FG%	20-38	52.6%
3PT%	6-17	35.3%
FT%	3-4	75.0%

Dead Ball Rebounds: 1, 0

Technical Fouls::NONE

	UNO	Vandy
Biggest lead	0 (1 <sup>st</sup> 20:00)	50 (2 <sup>nd</sup> 2:38)
Best Scoring Run	4(2 <sup>nd</sup> 0:09)	11(2 <sup>nd</sup> 16:49)
Lead Changes	0	
Times Tied	0	
Time with Lead	00:00	19:27

Points from	UNO	Vandy
Turnovers	10	23
Paint	12	28
Second Chance	5	10
Fast Breaks	9	14
Bench	19	29

	Period by Period Scoring		
	1st	2nd	TOT
UNO	28	28	56
Vandy	51	49	100

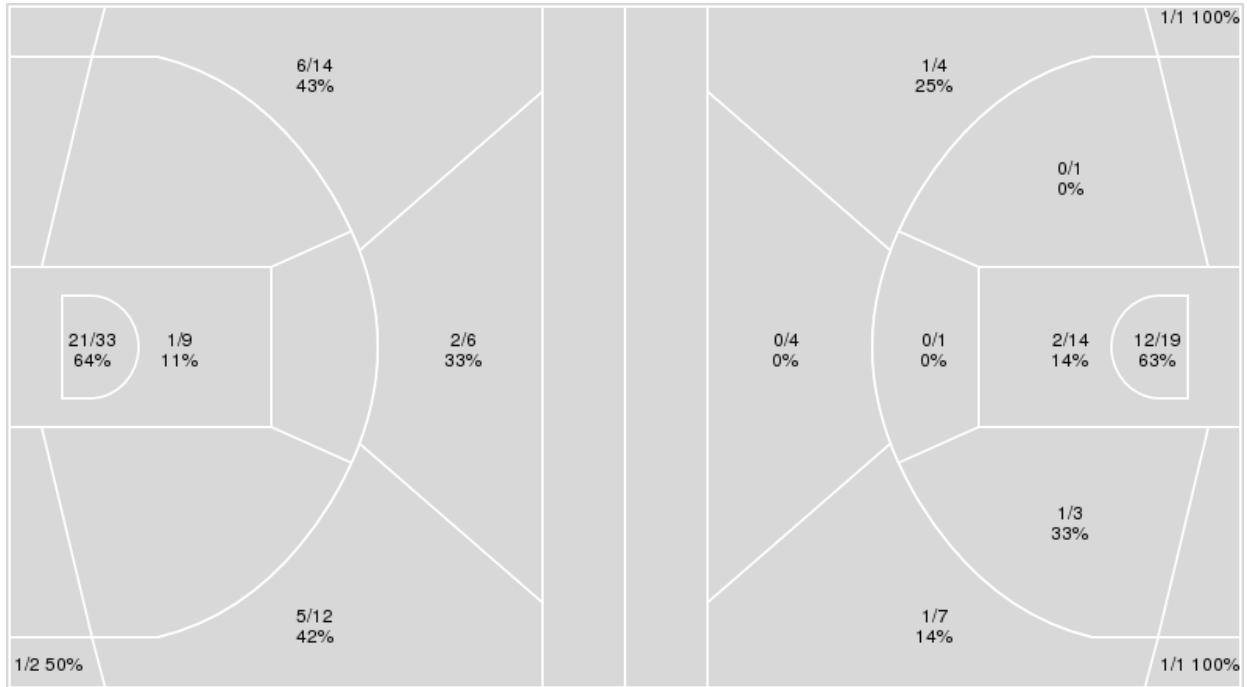


**Officials:** Jeb Hartness, Courtney Green, Landon Brandes

{ Players => 0, 1, 2, 3, 4, 5, 7, 10, 11, 12, 15, 21, 22, 24, 25, 30, 33, 99; } FG Types  
 } FG Types => All; Results => All; { Players => 1, 2, 3, 4, 5, 10, 11, 13, 15, 20, 22, 23, 24, 32; } FG Types  
 => All; Results => All;

**Vanderbilt**

**New Orleans**



Vanderbilt	M/A	%
Field Goals	36/76	47
2 Points	22/42	52
3 Points	14/34	41
Free Throws	14/15	93

New Orleans	M/A	%
Field Goals	19/55	35
2 Points	15/38	39
3 Points	4/17	24
Free Throws	14/23	61





**New Orleans at Vanderbilt**

12/30/24 Memorial Gymnasium (Vanderbilt), Nashville, Tenn.  
Vanderbilt vs. New Orleans

**Game Time:** 7:00 PM  
**Game Duration:** 1:49  
**Attendance:** 7,302

**Officials:** Jeb Hartness, Courtney Green, Landon Brandes

**New Orleans**

No	Name	Mins		Score		Points Diff		Points per Min		Assists		Rebounds		Steals		Turnovers	
		On	Off	On	Off	On	Off	On	Off	On	Off	On	Off	On	Off	On	Off
1	JR Jacobs	09:44	30:16	14 - 30	42 - 70	-16	-28	1.44	1.39	4	8	5	30	2	5	5	17
2	Jah Short	30:49	09:11	39 - 86	17 - 14	-47	3	1.27	1.85	9	3	25	10	4	3	18	4
3	Theo Grant	24:50	15:10	30 - 52	26 - 48	-22	-22	1.21	1.71	7	5	28	7	5	2	14	8
5	James White	31:55	08:05	41 - 81	15 - 19	-40	-4	1.28	1.86	10	2	29	6	5	2	16	6
10	Dae Dae Hunter	08:08	31:52	13 - 33	43 - 67	-20	-24	1.60	1.35	3	9	3	32	0	7	4	18
11	Leland Coleman	09:49	30:11	18 - 15	38 - 85	3	-47	1.83	1.26	3	9	10	25	3	4	4	18
13	Jamond Vincent	12:58	27:02	17 - 34	39 - 66	-17	-27	1.31	1.44	4	8	7	28	1	6	7	15
15	Grant Kemp	20:04	19:56	30 - 46	26 - 54	-16	-28	1.50	1.30	5	7	20	15	5	2	11	11
20	Luke Davis	14:13	25:47	21 - 42	35 - 58	-21	-23	1.48	1.36	3	9	10	25	3	4	9	13
23	MJ Thomas	25:47	14:13	35 - 58	21 - 42	-23	-21	1.36	1.48	9	3	25	10	4	3	13	9
24	Kohen Rowbatham	10:50	29:10	18 - 22	38 - 78	-4	-40	1.66	1.30	2	10	12	23	2	5	9	13
32	Jackson Sowards	00:53	39:07	4 - 1	52 - 99	3	-47	4.51	1.33	1	11	1	34	1	6	0	22

**Vanderbilt**

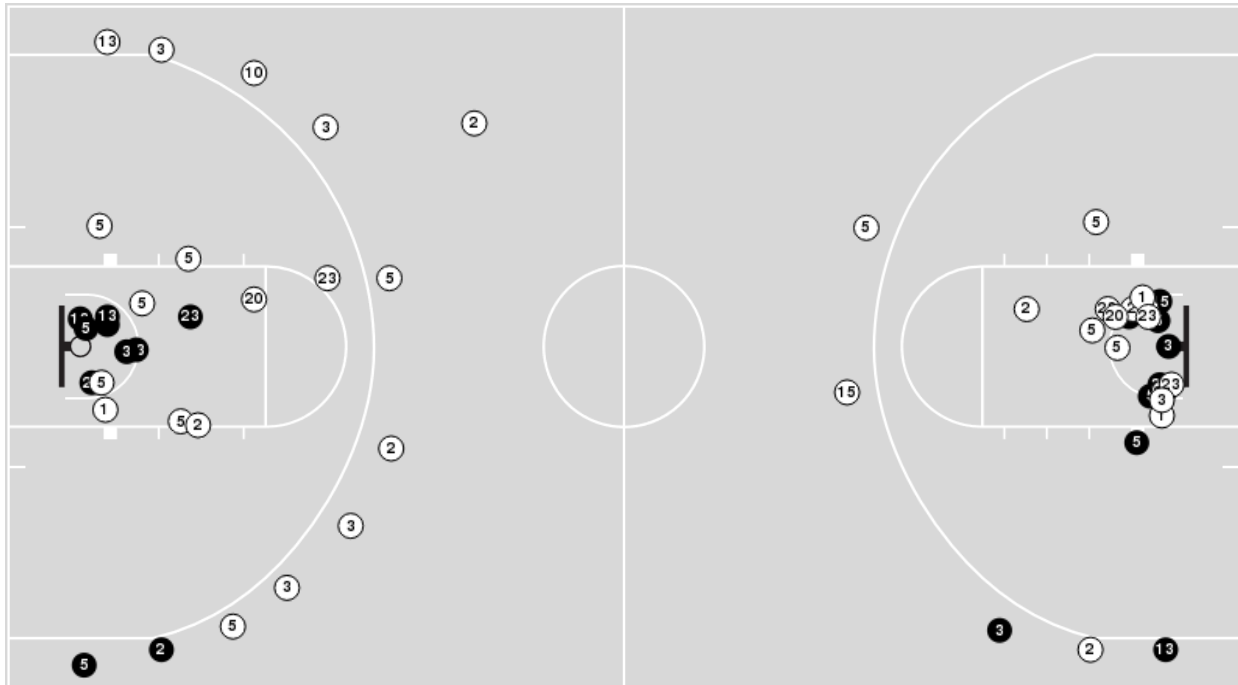
No	Name	Mins		Score		Points Diff		Points per Min		Assists		Rebounds		Steals		Turnovers	
		On	Off	On	Off	On	Off	On	Off	On	Off	On	Off	On	Off	On	Off
1	Jason Edwards	19:12	20:48	38 - 26	62 - 30	12	32	1.98	2.98	7	15	18	25	6	9	5	4
2	MJ Collins	20:03	19:57	39 - 25	61 - 31	14	30	1.95	3.06	5	17	26	17	6	9	4	5
3	Tyler Tanner	17:31	22:29	37 - 24	63 - 32	13	31	2.11	2.80	7	15	19	24	8	7	6	3
4	Grant Huffman	20:56	19:04	64 - 24	36 - 32	40	4	3.06	1.89	15	7	26	17	8	7	3	6
5	Tyler Nickel	25:44	14:16	72 - 33	28 - 23	39	5	2.80	1.96	17	5	32	11	11	4	5	4
7	Graham Calton	02:07	37:53	3 - 9	97 - 47	-6	50	1.42	2.56	1	21	1	42	0	15	1	8
10	Jordan Williams	03:53	36:07	7 - 11	93 - 45	-4	48	1.80	2.57	2	20	3	40	1	14	1	8
11	A.J. Hoggard	23:14	16:46	74 - 28	26 - 28	46	-2	3.19	1.55	17	5	22	21	12	3	4	5
15	Coleson Messer	02:59	37:01	5 - 9	95 - 47	-4	48	1.68	2.57	1	21	2	41	0	15	1	8
21	Hollman Smith	00:53	39:07	0 - 4	100 - 52	-4	48	0.00	2.56	0	22	1	42	0	15	1	8
22	Jaylen Carey	15:21	24:39	30 - 23	70 - 33	7	37	1.95	2.84	5	17	18	25	2	13	3	6
24	JaQualon "JQ" Roberts	06:43	33:17	12 - 13	88 - 43	-1	45	1.79	2.64	4	18	6	37	3	12	2	7
25	Miles Keeffe	02:06	37:54	5 - 5	95 - 51	0	44	2.38	2.51	1	21	1	42	0	15	0	9
30	Chris Manon	17:28	22:32	48 - 22	52 - 34	26	18	2.75	2.31	12	10	17	26	6	9	4	5
99	Devin McGlockton	21:50	18:10	66 - 24	34 - 32	42	2	3.02	1.87	16	6	23	20	12	3	5	4



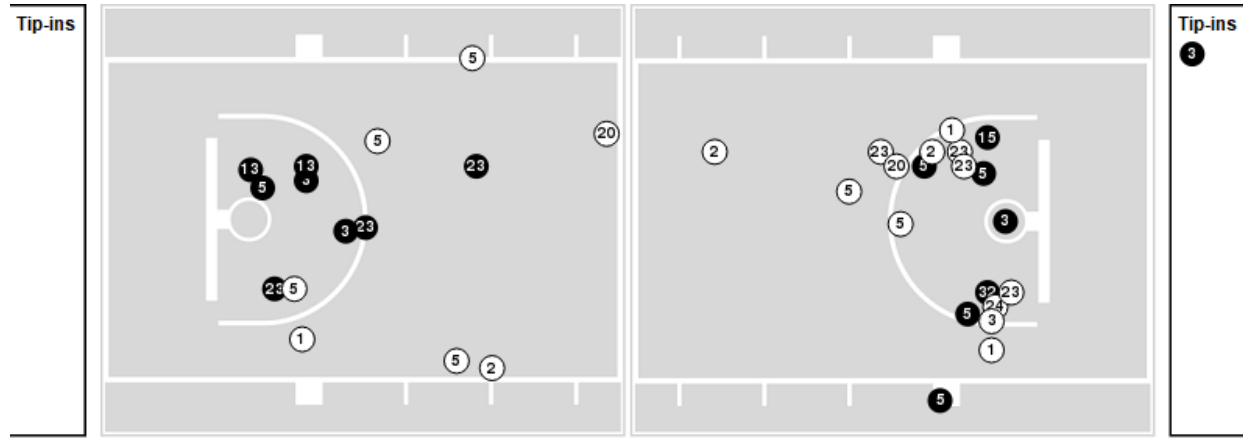
Players => 1, 2, 3, 4, 5, 10, 11, 13, 15, 20, 22, 23, 24, 32FG Types=>AllResults=>All

**New Orleans**

**All Field Goals**



**Blow Up Chart**



● Made ○ Missed N - Player Number

New Orleans	M/A	%
Field Goals	19/55	35
2 Points	15/38	39
3 Points	4/17	24
Free Throws	14/23	61

New Orleans	M/A	%
Points in the Paint	28 (14 / 33)	42
Fast Break Points	12 (8/9)	89
Second Chance Points	10 (6/11)	55
Effective FG%	38	

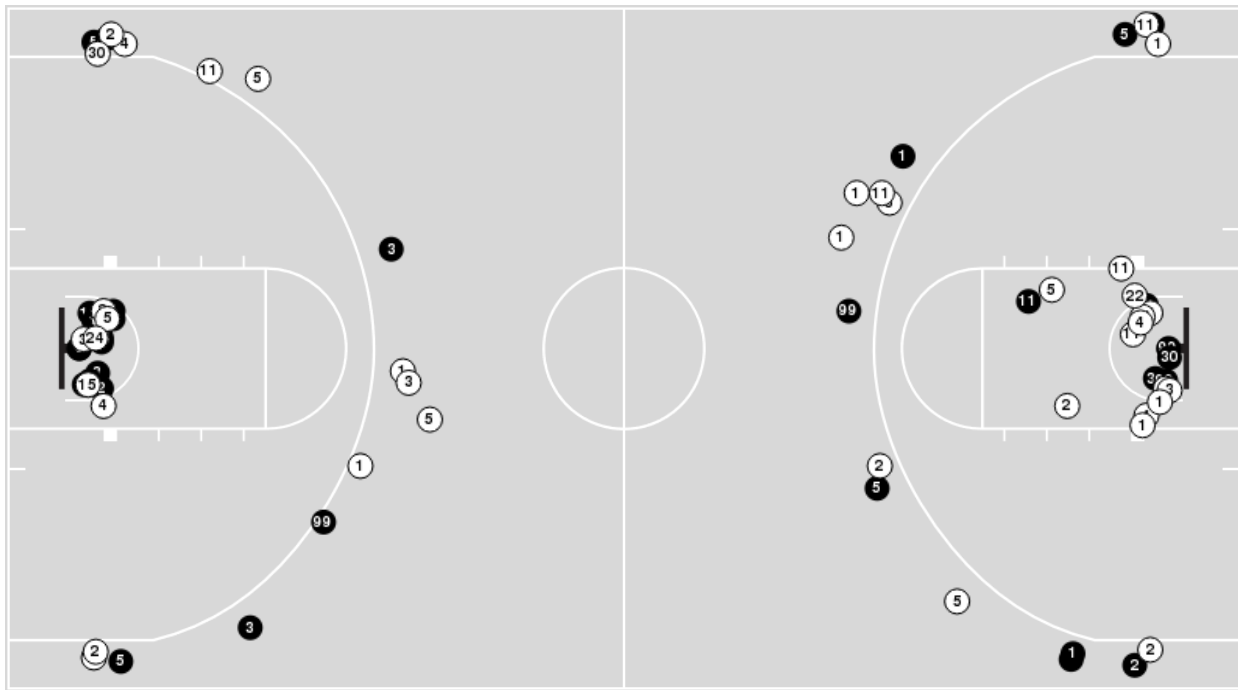


**Officials:** Jeb Hartness, Courtney Green, Landon Brandes

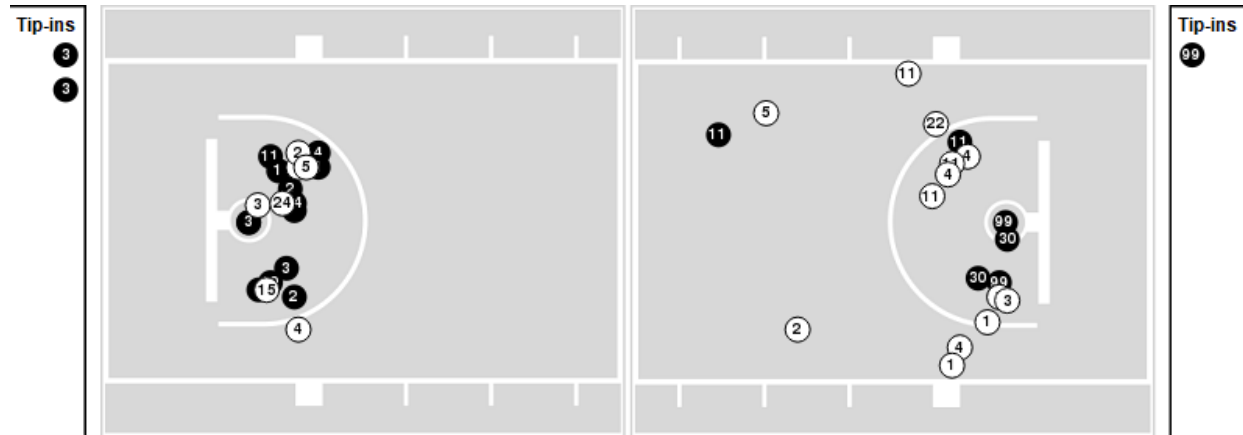
Players => 0, 1, 2, 3, 4, 5, 7, 10, 11, 12, 15, 21, 22, 24, 25, 30, 33, 99FG Types=>AllResults=>All

**Vanderbilt**

**All Field Goals**



**Blow Up Chart**



● Made ○ Missed N - Player Number

Vanderbilt	M/A	%
Field Goals	36/76	47
2 Points	22/42	52
3 Points	14/34	41
Free Throws	14/15	93

Vanderbilt	M/A	%
Points in the Paint	44 (22 / 42)	52
Fast Break Points	24 (12/15)	80
Second Chance Points	23 (14/17)	82
Effective FG%	57	



**Officials:** Jeb Hartness, Courtney Green, Landon Brandes

**New Orleans**

Lineup	Quarter On	Time On	Quarter Off	Time Off	Time on Court	Score	Score Diff	Reb	Stl	Tov	Ass	PPP
1- Jacobs J/ 2- Short J/ 5- White J/ 10- Hunter D/ 23- Thomas M/	1	20:00	1	14:37	05:23	9-21	-12	1	0	3	2	1.0274
2- Short J/ 3- Grant T/ 5- White J/ 15- Kemp G/ 23- Thomas M/	1	14:37	1	08:32	06:05	9-5	4	11	1	1	2	0.8621
3- Grant T/ 5- White J/ 15- Kemp G/ 23- Thomas M/ 24- Rowbatham K/	1	08:32	1	08:28	00:04	0-0	0	1	0	0	0	0.0000
3- Grant T/ 5- White J/ 15- Kemp G/ 20- Davis L/ 24- Rowbatham K/	1	08:28	1	07:54	00:34	1-0	1	2	0	1	0	0.6944
3- Grant T/ 5- White J/ 13- Vincent J/ 20- Davis L/ 24- Rowbatham K/	1	07:54	1	06:49	01:05	0-3	-3	1	0	1	0	0.0000
2- Short J/ 3- Grant T/ 5- White J/ 13- Vincent J/ 23- Thomas M/	1	06:49	1	02:45	04:04	5-10	-5	3	0	2	2	0.6345
2- Short J/ 5- White J/ 10- Hunter D/ 15- Kemp G/ 20- Davis L/	1	02:45	1	01:22	01:23	0-7	-7	2	0	1	0	0.0000
2- Short J/ 5- White J/ 10- Hunter D/ 15- Kemp G/ 23- Thomas M/	1	01:22	1	00:53	00:28	2-1	1	0	0	0	1	2.0000
2- Short J/ 5- White J/ 10- Hunter D/ 15- Kemp G/ 20- Davis L/	1	00:53	2	20:00	00:53	2-4	-2	0	0	0	0	1.0000
2- Short J/ 5- White J/ 13- Vincent J/ 15- Kemp G/ 23- Thomas M/	2	20:00	2	16:51	03:09	2-8	-6	2	1	3	0	0.3333
2- Short J/ 3- Grant T/ 5- White J/ 13- Vincent J/ 20- Davis L/	2	16:51	2	15:11	01:40	3-7	-4	0	0	0	1	1.5000
2- Short J/ 3- Grant T/ 11- Coleman L/ 20- Davis L/ 24- Rowbatham K/	2	15:11	2	12:50	02:21	2-4	-2	4	0	2	0	0.4098
3- Grant T/ 5- White J/ 11- Coleman L/ 23- Thomas M/ 24- Rowbatham K/	2	12:50	2	11:48	01:02	2-0	2	2	0	1	0	1.0000
1- Jacobs J/ 3- Grant T/ 5- White J/ 11- Coleman L/ 23- Thomas M/	2	11:48	2	09:15	02:33	3-4	-1	2	2	0	1	0.6757
1- Jacobs J/ 2- Short J/ 3- Grant T/ 5- White J/ 23- Thomas M/	2	09:15	2	07:27	01:48	2-5	-3	2	0	2	1	0.4000
2- Short J/ 3- Grant T/ 15- Kemp G/ 20- Davis L/ 24- Rowbatham K/	2	07:27	2	05:36	01:51	2-8	-6	0	1	3	0	0.4000
2- Short J/ 3- Grant T/ 5- White J/ 15- Kemp G/ 20- Davis L/	2	05:36	2	04:44	00:52	1-2	-1	0	1	0	0	0.6944
2- Short J/ 3- Grant T/ 5- White J/ 15- Kemp G/ 23- Thomas M/	2	04:44	2	03:53	00:51	0-4	-4	0	0	1	0	0.0000
11- Coleman L/ 13- Vincent J/ 15- Kemp G/ 23- Thomas M/ 24- Rowbatham K/	2	03:53	2	03:34	00:19	1-0	1	1	0	0	0	1.1364
11- Coleman L/ 13- Vincent J/ 15- Kemp G/ 20- Davis L/ 24- Rowbatham K/	2	03:34	2	00:53	02:40	6-6	0	0	0	1	1	1.3889
11- Coleman L/ 15- Kemp G/ 20- Davis L/ 24- Rowbatham K/ 32- Sowards J/	2	00:53	2	00:00	00:53	4-1	3	1	1	0	1	1.4493



**Officials:** Jeb Hartness, Courtney Green, Landon Brandes

**Vanderbilt**

Lineup	Quarter On	Time On	Quarter Off	Time Off	Time on Court	Score	Score Diff	Reb	Stl	Tov	Ass	PPP
4- Huffman G/ 5- Nickel T/ 11- Hoggard A/ 30- Manon C/ 99- McGlockton D/	1	20:00	1	14:37	05:23	21-9	12	7	2	0	6	2.1255
1- Edwards J/ 4- Huffman G/ 22- Carey J/ 30- Manon C/ 99- McGlockton D/	1	14:37	1	12:31	02:06	3-2	1	2	0	0	1	1.0000
1- Edwards J/ 2- Collins M/ 3- Tanner T/ 5- Nickel T/ 22- Carey J/	1	12:31	1	08:32	03:59	2-7	-5	4	0	1	0	0.2907
2- Collins M/ 3- Tanner T/ 11- Hoggard A/ 30- Manon C/ 99- McGlockton D/	1	08:32	1	07:54	00:38	0-1	-1	0	1	0	0	0.0000
1- Edwards J/ 3- Tanner T/ 11- Hoggard A/ 30- Manon C/ 99- McGlockton D/	1	07:54	1	06:49	01:05	3-0	3	0	0	0	0	3.0000
1- Edwards J/ 2- Collins M/ 4- Huffman G/ 11- Hoggard A/ 99- McGlockton D/	1	06:49	1	05:13	01:36	5-2	3	1	0	0	0	1.6667
1- Edwards J/ 2- Collins M/ 4- Huffman G/ 11- Hoggard A/ 22- Carey J/	1	05:13	1	04:41	00:32	0-2	-2	0	0	0	0	0.0000
2- Collins M/ 4- Huffman G/ 5- Nickel T/ 11- Hoggard A/ 22- Carey J/	1	04:41	1	01:22	03:19	12-1	11	6	1	0	2	1.5464
2- Collins M/ 3- Tanner T/ 5- Nickel T/ 11- Hoggard A/ 22- Carey J/	1	01:22	1	00:53	00:28	1-2	-1	0	0	0	0	2.2727
1- Edwards J/ 3- Tanner T/ 5- Nickel T/ 11- Hoggard A/ 22- Carey J/	1	00:53	1	00:04	00:48	3-2	1	0	0	0	1	2.0833
1- Edwards J/ 2- Collins M/ 3- Tanner T/ 11- Hoggard A/ 22- Carey J/	1	00:04	1	00:04	00:00	1-0	1	0	0	0	0	2.2727
2- Collins M/ 3- Tanner T/ 4- Huffman G/ 11- Hoggard A/ 22- Carey J/	1	00:04	2	20:00	00:04	0-0	0	0	0	0	0	0.0000
4- Huffman G/ 5- Nickel T/ 11- Hoggard A/ 30- Manon C/ 99- McGlockton D/	2	20:00	2	15:11	04:49	15-5	10	4	2	2	4	1.6667
2- Collins M/ 4- Huffman G/ 5- Nickel T/ 11- Hoggard A/ 99- McGlockton D/	2	15:11	2	14:42	00:29	0-0	0	0	1	0	0	0.0000
1- Edwards J/ 2- Collins M/ 5- Nickel T/ 11- Hoggard A/ 99- McGlockton D/	2	14:42	2	14:20	00:22	0-0	0	1	0	0	0	0.0000
1- Edwards J/ 2- Collins M/ 3- Tanner T/ 5- Nickel T/ 22- Carey J/	2	14:20	2	11:48	02:32	4-4	0	4	1	0	1	1.0000
1- Edwards J/ 2- Collins M/ 3- Tanner T/ 22- Carey J/ 30- Manon C/	2	11:48	2	10:17	01:31	4-3	1	2	0	2	0	1.0309
1- Edwards J/ 2- Collins M/ 3- Tanner T/ 24- Roberts J/ 30- Manon C/	2	10:17	2	09:15	01:02	0-0	0	1	0	0	0	0.0000
1- Edwards J/ 3- Tanner T/ 11- Hoggard A/ 24- Roberts J/ 99- McGlockton D/	2	09:15	2	07:27	01:48	5-2	3	2	2	1	2	1.0000
1- Edwards J/ 3- Tanner T/ 5- Nickel T/ 11- Hoggard A/ 99- McGlockton D/	2	07:27	2	05:36	01:51	8-2	6	1	3	1	2	2.0000
2- Collins M/ 3- Tanner T/ 4- Huffman G/ 5- Nickel T/ 99- McGlockton D/	2	05:36	2	03:53	01:43	6-1	5	5	1	1	1	1.5000
2- Collins M/ 4- Huffman G/ 10- Williams J/ 24- Roberts J/ 30- Manon C/	2	03:53	2	02:59	00:54	2-2	0	1	1	0	1	1.0000
2- Collins M/ 10- Williams J/ 15- Messer C/ 24- Roberts J/ 25- Keffe M/	2	02:59	2	02:07	00:52	2-0	2	1	0	0	0	1.0000
7- Calton G/ 10- Williams J/ 15- Messer C/ 24- Roberts J/ 25- Keffe M/	2	02:07	2	00:53	01:13	3-5	-2	0	0	0	1	1.5957
7- Calton G/ 10- Williams J/ 15- Messer C/ 21- Smith H/ 24- Roberts J/	2	00:53	2	00:00	00:53	0-4	-4	1	0	1	0	0.0000



**Officials:** Jeb Hartness, Courtney Green, Landon Brandes

**New Orleans**

Lineup	Time	Score	Score Diff	Pts/Min	Reb	Stl	Tov	Ass	PPP
2- Short J/ 3- Grant T/ 5- White J/ 15- Kemp G/ 23- Thomas M/	06:56	9-9	0	1.2981	11	1	2	2	0.7235
1- Jacobs J/ 2- Short J/ 5- White J/ 10- Hunter D/ 23- Thomas M/	05:23	9-21	-12	1.6718	1	0	3	2	1.0274
2- Short J/ 3- Grant T/ 5- White J/ 13- Vincent J/ 23- Thomas M/	04:04	5-10	-5	1.2295	3	0	2	2	0.6345
2- Short J/ 5- White J/ 13- Vincent J/ 15- Kemp G/ 23- Thomas M/	03:09	2-8	-6	0.6349	2	1	3	0	0.3333
11- Coleman L/ 13- Vincent J/ 15- Kemp G/ 20- Davis L/ 24- Rowbatham K/	02:40	6-6	0	2.2388	0	0	1	1	1.3889
1- Jacobs J/ 3- Grant T/ 5- White J/ 11- Coleman L/ 23- Thomas M/	02:33	3-4	-1	1.1765	2	2	0	1	0.6757
2- Short J/ 3- Grant T/ 11- Coleman L/ 20- Davis L/ 24- Rowbatham K/	02:21	2-4	-2	0.8511	4	0	2	0	0.4098
2- Short J/ 5- White J/ 10- Hunter D/ 15- Kemp G/ 20- Davis L/	02:16	2-11	-9	0.8804	2	0	1	0	0.3333
2- Short J/ 3- Grant T/ 15- Kemp G/ 20- Davis L/ 24- Rowbatham K/	01:51	2-8	-6	1.0811	0	1	3	0	0.4000
1- Jacobs J/ 2- Short J/ 3- Grant T/ 5- White J/ 23- Thomas M/	01:48	2-5	-3	1.1111	2	0	2	1	0.4000
2- Short J/ 3- Grant T/ 5- White J/ 13- Vincent J/ 20- Davis L/	01:40	3-7	-4	1.8000	0	0	0	1	1.5000
3- Grant T/ 5- White J/ 13- Vincent J/ 20- Davis L/ 24- Rowbatham K/	01:05	0-3	-3	0.0000	1	0	1	0	0.0000
3- Grant T/ 5- White J/ 11- Coleman L/ 23- Thomas M/ 24- Rowbatham K/	01:02	2-0	2	1.9355	2	0	1	0	1.0000
11- Coleman L/ 15- Kemp G/ 20- Davis L/ 24- Rowbatham K/ 32- Sowards J/	00:53	4-1	3	4.5113	1	1	0	1	1.4493
2- Short J/ 3- Grant T/ 5- White J/ 15- Kemp G/ 20- Davis L/	00:52	1-2	-1	1.1538	0	1	0	0	0.6944
3- Grant T/ 5- White J/ 15- Kemp G/ 20- Davis L/ 24- Rowbatham K/	00:34	1-0	1	1.7647	2	0	1	0	0.6944
2- Short J/ 5- White J/ 10- Hunter D/ 15- Kemp G/ 23- Thomas M/	00:28	2-1	1	4.1812	0	0	0	1	2.0000
11- Coleman L/ 13- Vincent J/ 15- Kemp G/ 23- Thomas M/ 24- Rowbatham K/	00:19	1-0	1	3.1579	1	0	0	0	1.1364
3- Grant T/ 5- White J/ 15- Kemp G/ 23- Thomas M/ 24- Rowbatham K/	00:04	0-0	0	0.0000	1	0	0	0	-0.0000



**Officials:** Jeb Hartness, Courtney Green, Landon Brandes

**Vanderbilt**

Lineup	Time	Score	Score Diff	Pts/Min	Reb	Stl	Tov	Ass	PPP
4- Huffman G/ 5- Nickel T/ 11- Hoggard A/ 30- Manon C/ 99- McGlockton D/	10:12	36-14	22	3.5294	11	4	2	10	1.9068
1- Edwards J/ 2- Collins M/ 3- Tanner T/ 5- Nickel T/ 22- Carey J/	06:31	6-11	-5	0.9207	8	1	1	1	0.5515
2- Collins M/ 4- Huffman G/ 5- Nickel T/ 11- Hoggard A/ 22- Carey J/	03:19	12-1	11	3.6181	6	1	0	2	1.5464
1- Edwards J/ 4- Huffman G/ 22- Carey J/ 30- Manon C/ 99- McGlockton D/	02:06	3-2	1	1.4286	2	0	0	1	1.0000
1- Edwards J/ 3- Tanner T/ 5- Nickel T/ 11- Hoggard A/ 99- McGlockton D/	01:51	8-2	6	4.3243	1	3	1	2	2.0000
1- Edwards J/ 3- Tanner T/ 11- Hoggard A/ 24- Roberts J/ 99- McGlockton D/	01:48	5-2	3	2.7778	2	2	1	2	1.0000
2- Collins M/ 3- Tanner T/ 4- Huffman G/ 5- Nickel T/ 99- McGlockton D/	01:43	6-1	5	3.4951	5	1	1	1	1.5000
1- Edwards J/ 2- Collins M/ 4- Huffman G/ 11- Hoggard A/ 99- McGlockton D/	01:36	5-2	3	3.1250	1	0	0	0	1.6667
1- Edwards J/ 2- Collins M/ 3- Tanner T/ 22- Carey J/ 30- Manon C/	01:31	4-3	1	2.6374	2	0	2	0	1.0309
7- Calton G/ 10- Williams J/ 15- Messer C/ 24- Roberts J/ 25- Keeffe M/	01:13	3-5	-2	2.4390	0	0	0	1	1.5957
1- Edwards J/ 3- Tanner T/ 11- Hoggard A/ 30- Manon C/ 99- McGlockton D/	01:05	3-0	3	2.7692	0	0	0	0	3.0000
1- Edwards J/ 2- Collins M/ 3- Tanner T/ 24- Roberts J/ 30- Manon C/	01:02	0-0	0	0.0000	1	0	0	0	0.0000
2- Collins M/ 4- Huffman G/ 10- Williams J/ 24- Roberts J/ 30- Manon C/	00:54	2-2	0	2.2222	1	1	0	1	1.0000
7- Calton G/ 10- Williams J/ 15- Messer C/ 21- Smith H/ 24- Roberts J/	00:53	0-4	-4	0.0000	1	0	1	0	0.0000
2- Collins M/ 10- Williams J/ 15- Messer C/ 24- Roberts J/ 25- Keeffe M/	00:52	2-0	2	2.3077	1	0	0	0	1.0000
1- Edwards J/ 3- Tanner T/ 5- Nickel T/ 11- Hoggard A/ 22- Carey J/	00:48	3-2	1	3.7190	0	0	0	1	2.0833
2- Collins M/ 3- Tanner T/ 11- Hoggard A/ 30- Manon C/ 99- McGlockton D/	00:38	0-1	-1	0.0000	0	1	0	0	0.0000
1- Edwards J/ 2- Collins M/ 4- Huffman G/ 11- Hoggard A/ 22- Carey J/	00:32	0-2	-2	0.0000	0	0	0	0	0.0000
2- Collins M/ 4- Huffman G/ 5- Nickel T/ 11- Hoggard A/ 99- McGlockton D/	00:29	0-0	0	0.0000	0	1	0	0	0.0000
2- Collins M/ 3- Tanner T/ 5- Nickel T/ 11- Hoggard A/ 22- Carey J/	00:28	1-2	-1	2.0906	0	0	0	0	2.2727
1- Edwards J/ 2- Collins M/ 5- Nickel T/ 11- Hoggard A/ 99- McGlockton D/	00:22	0-0	0	0.0000	1	0	0	0	0.0000
2- Collins M/ 3- Tanner T/ 4- Huffman G/ 11- Hoggard A/ 22- Carey J/	00:04	0-0	0	0.0000	0	0	0	0	0.0000
1- Edwards J/ 2- Collins M/ 3- Tanner T/ 11- Hoggard A/ 22- Carey J/	00:00	1-0	1	∞	0	0	0	0	2.2727