



Officials: Vladimir Voyard-Tadal, Chuck Jones, Devyn Page

Austin Peay - 55

Record: 4-8

NO.	Name	F	Min	FG			3P			FT			Rebounds			Fouls		TP	AS	TO	ST	Blocks		+/-
				M-A	M-A	M-A	OR	DR	TOT	PF	FD	OR	DR	TOT	BS	BA								
0	Tate McCubbin	F	29:38	3-8	2-4	2-2	2	4	6	4	1	10	0	2	2	0	1	2	2	0	1	-20		
1	Sai Witt	F	25:34	3-9	0-0	1-4	3	3	6	3	3	7	2	0	0	1	3	0	0	1	3	-18		
3	Isaac Haney	G	20:17	1-3	0-2	2-3	0	2	2	0	1	4	0	3	1	0	0	3	1	0	0	-25		
4	LJ Thomas	G	36:38	6-17	0-4	8-11	0	4	4	3	7	20	3	2	1	0	2	3	2	1	0	-29		
10	Terrell Gaines	G	26:27	1-6	0-3	2-2	1	1	2	4	1	4	0	0	0	2	0	0	2	0	0	-6		
6	Daniel Loos		14:32	2-3	0-0	0-0	1	1	2	4	0	4	0	3	1	0	0	0	3	1	0	-17		
20	Quan Lax		14:57	1-4	0-2	0-0	0	0	0	3	1	2	2	1	1	0	0	2	1	1	0	-16		
12	Anton Brookshire		04:01	0-0	0-0	0-0	0	0	0	0	0	0	0	0	2	0	0	0	0	0	0	3		
2	Tekao Carpenter		17:40	1-7	0-4	0-0	2	1	3	2	0	2	0	0	0	1	0	0	1	0	0	-17		
14	Darius Dawson		03:12	1-1	0-0	0-0	0	0	0	0	0	2	1	0	0	0	0	0	0	0	0	2		
7	Akili Evans		04:51	0-1	0-0	0-0	0	0	0	0	0	0	0	0	0	0	0	0	0	0	1	-8		
5	Javar Daniel		02:13	0-1	0-0	0-0	0	1	1	0	0	0	1	0	0	0	0	0	0	0	0	1		
Team										2 1 3					0			1						
Totals				19-60	2-19	15-22	11	18	29	23	14	55	9	14	9	1	7						-30	

Shooting By Period		
1st FG%	8-29	27.6%
3PT%	1-11	9.1%
FT%	3-4	75%
2nd FG%	11-31	35.5%
3PT%	1-8	12.5%
FT%	12-18	66.7%
GM FG%	19-60	31.7%
3PT%	2-19	10.5%
FT%	15-22	68.2%

Dead Ball Rebounds: 3, 0

Technical Fouls::NONE

Vanderbilt - 85

Record: 11-1

NO.	Name	F	Min	FG			3P			FT			Rebounds			Fouls		TP	AS	TO	ST	Blocks		+/-
				M-A	M-A	M-A	OR	DR	TOT	PF	FD	OR	DR	TOT	BS	BA								
5	Tyler Nickel	F	18:03	3-8	1-5	5-5	0	0	0	1	3	12	1	1	1	0	0	1	1	0	0	14		
99	Devin McGlockton	F	18:51	4-7	1-3	2-4	3	6	9	2	3	11	1	3	1	2	0	9	1	3	1	9		
4	Grant Huffman	G	16:21	1-3	0-1	0-0	0	1	1	2	0	2	2	1	0	1	0	2	1	0	2			
11	A.J. Hoggard	G	23:43	3-3	3-3	0-1	0	4	4	2	3	9	2	4	0	0	0	9	2	4	0	16		
30	Chris Manon	G	22:22	3-3	0-0	2-2	2	6	8	3	2	8	1	1	3	3	0	16	1	3	3	16		
1	Jason Edwards		20:45	5-8	1-3	5-8	0	2	2	2	7	16	0	2	1	0	0	26	0	2	1	26		
2	MJ Collins		24:01	3-5	2-2	1-2	0	2	2	1	1	9	2	1	1	0	1	29	2	1	1	29		
22	Jaylen Carey		22:00	4-6	0-0	1-1	0	7	7	1	1	9	4	2	0	1	0	24	4	2	0	24		
3	Tyler Tanner		19:21	2-4	0-1	2-2	1	3	4	0	2	6	5	0	1	0	0	24	5	0	1	24		
24	JaQualon "JQ" Roberts		03:54	0-0	0-0	0-0	0	0	0	0	0	0	0	0	0	0	0	-2	0	0	0	-2		
10	Jordan Williams		03:09	1-1	0-0	1-2	0	0	0	0	1	3	0	1	0	0	0	-3	0	1	0	-3		
21	Hollman Smith		02:05	0-0	0-0	0-0	0	1	1	0	0	0	0	0	0	0	0	0	0	0	0	0		
15	Coleson Messer		02:13	0-0	0-0	0-0	0	0	0	0	0	0	0	0	0	0	0	-1	0	0	0	-1		
25	Miles Keeffe		02:08	0-0	0-0	0-0	0	0	0	0	0	0	0	1	0	0	0	-2	0	1	0	-2		
7	Graham Calton		01:04	0-0	0-0	0-0	0	1	1	0	0	0	0	0	0	0	0	-2	0	0	0	-2		
Team							0 1 1						0		0									
Totals				29-48	8-18	19-27	6	34	40	14	23	85	18	17	8	7	1	30						

Shooting By Period		
1st FG%	18-29	62.1%
3PT%	6-10	60.0%
FT%	5-9	55.6%
2nd FG%	11-19	57.9%
3PT%	2-8	25.0%
FT%	14-18	77.8%
GM FG%	29-48	60.4%
3PT%	8-18	44.4%
FT%	19-27	70.4%

Dead Ball Rebounds: 3, 0

Technical Fouls::NONE

	Peay	Vandy
Biggest lead	2 (1st 19:43)	41 (2nd 7:50)
Best Scoring Run	8 (2nd 4:52)	11 (1st 10:13)
Lead Changes	1	
Times Tied	1	
Time with Lead	01:28	37:38

Points from	Peay	Vandy
Turnovers	11	25
Paint	30	42
Second Chance	10	6
Fast Breaks	2	21
Bench	10	43

	Period by Period Scoring		
	1st	2nd	TOT
Peay	20	35	55
Vandy	47	38	85



Period 1

Quarter Starters:

Vandy	4 Huffman G	5 Nickel T	11 Hoggard A	30 Manon C	99 McGlockton D
Peay	0 McCubbin T	1 Witt S	3 Haney I	4 Thomas L	10 Gaines T

Game Time	Vandy	Score	Diff	Peay
20:00	99 MCGLOCKTON D jumpball won			1 WITT S jumpball lost
19:48	5 NICKEL T turnover bad pass (1)			
19:43		0-2	-2	3 HANEY I 2pt FG fast break from turnover in the paint, driving layup made (2)
19:34	5 NICKEL T 3pt FG , jump shot missed			
19:31				10 GAINES T defensive rebound (1)
19:13				1 WITT S 2pt FG in the paint, layup blocked
19:13	4 HUFFMAN G block (1)			
19:08				10 GAINES T offensive rebound (2)
19:07				1 WITT S 2pt FG second chance in the paint, layup blocked
19:07	99 MCGLOCKTON D block (1)			
19:03	11 HOGGARD A defensive rebound (1)			
18:54	4 HUFFMAN G 2pt FG in the paint, driving layup missed			
18:52				0 MCCUBBIN T defensive rebound (1)
18:27				4 THOMAS L 2pt FG in the paint, pull up jump shot missed
18:23	11 HOGGARD A defensive rebound (2)			
18:15	99 MCGLOCKTON D 2pt FG in the paint, layup made (2)	2-2	0	
18:15	4 HUFFMAN G assist (1)			
17:44	30 MANON C steal (1)			0 MCCUBBIN T turnover lost ball (1)
17:38	4 HUFFMAN G 2pt FG fast break from turnover in the paint, driving layup made (2)	4-2	2	
17:21	30 MANON C steal (2)			3 HANEY I turnover bad pass (1)
17:17	30 MANON C 2pt FG fast break from turnover in the paint, dunk, made (2)	6-2	4	
17:17				Timeout 30 Sec
17:17				1 WITT S substitution out
17:17				3 HANEY I substitution out
17:17				6 LOOS D substitution in
17:17				20 LAX Q substitution in
17:04				4 THOMAS L 2pt FG in the paint, turnaround jump shot missed
17:00	30 MANON C defensive rebound (1)			
16:49	11 HOGGARD A 3pt FG , jump shot made (3)	9-2	7	
16:49	99 MCGLOCKTON D assist (1)			
16:29				10 GAINES T 3pt FG , jump shot missed
16:26	11 HOGGARD A defensive rebound (3)			
16:19	11 HOGGARD A foul drawn (1)			20 LAX Q foul personal (1 - 1)
16:19				10 GAINES T substitution out
16:19				12 BROOKSHIRE A substitution in
16:06	99 MCGLOCKTON D 3pt FG , jump shot missed			
16:03				0 MCCUBBIN T defensive rebound (2)
15:42		9-4	5	4 THOMAS L 2pt FG outside the paint, pull up jump shot made (2)
15:18	5 NICKEL T 2pt FG in the paint, pull up jump shot missed			
15:15				6 LOOS D defensive rebound (1)



Official Basketball Play by Play - First Half
Austin Peay at Vanderbilt
 12/21/24 Memorial Gymnasium (Vanderbilt), Nashville, Tenn.
 Vanderbilt vs. Austin Peay

Game Time: 2:00 PM
Game Duration: 2:04
Attendance: 7,230

Officials: Vladimir Voyard-Tadal, Chuck Jones, Devyn Page

Game Time	Vandy	Score	Diff	Peay
15:01				0 MCCUBBIN T turnover bad pass (2)
15:01	Timeout media			
15:01	4 HUFFMAN G substitution out			
15:01	5 NICKEL T substitution out			
15:01	30 MANON C substitution out			
15:01	1 EDWARDS J substitution in			
15:01	2 COLLINS M substitution in			
15:01	22 CAREY J substitution in			
15:01				0 MCCUBBIN T substitution out
15:01				12 BROOKSHIRE A substitution out
15:01				1 WITT S substitution in
15:01				2 CARPENTER T substitution in
14:47	99 MCGLOCKTON D foul drawn (1)			6 LOOS D foul shooting (1 - 2)
14:47	99 MCGLOCKTON D free throw 1 - 2 missed			
14:47	offensive dead ball rebound (1)			
14:47	99 MCGLOCKTON D free throw 2 - 2 made (3)	10-4	6	
14:23				20 LAX Q 3pt FG , jump shot missed
14:19	99 MCGLOCKTON D defensive rebound (1)			
14:02	2 COLLINS M 2pt FG in the paint, layup blocked			
14:02				1 WITT S block (1)
13:58				1 WITT S defensive rebound (1)
13:41		10-6	4	1 WITT S 2pt FG in the paint, layup made (2)
13:41				20 LAX Q assist (1)
13:25	11 HOGGARD A 3pt FG , jump shot made (6)	13-6	7	
13:25	22 CAREY J assist (1)			
13:05				turnover 10 sec back court (4)
13:05	99 MCGLOCKTON D substitution out			
13:05	3 TANNER T substitution in			
13:02	11 HOGGARD A 3pt FG from turnover, jump shot made (9)	16-6	10	
13:02	3 TANNER T assist (1)			
12:42	11 HOGGARD A foul shooting (1 - 1)			4 THOMAS L foul drawn (1)
12:42		16-7	9	4 THOMAS L free throw 1 - 2 made (3)
12:42				1 WITT S substitution out
12:42				0 MCCUBBIN T substitution in
12:42				4 THOMAS L free throw 2 - 2 missed
12:41	2 COLLINS M defensive rebound (1)			
12:25	22 CAREY J 2pt FG in the paint, layup made (2)	18-7	11	
12:25	11 HOGGARD A assist (1)			
12:06				2 CARPENTER T 3pt FG , jump shot missed
12:01	11 HOGGARD A defensive rebound (4)			
11:57	3 TANNER T 2pt FG in the paint, driving layup made (2)	20-7	13	
11:57	11 HOGGARD A assist (2)			
11:29				6 LOOS D turnover lost ball (1)
11:29	Timeout media			
11:29	11 HOGGARD A substitution out			
11:29	5 NICKEL T substitution in			
11:29				6 LOOS D substitution out
11:29				20 LAX Q substitution out
11:29				1 WITT S substitution in



Official Basketball Play by Play - First Half
Austin Peay at Vanderbilt
 12/21/24 Memorial Gymnasium (Vanderbilt), Nashville, Tenn.
 Vanderbilt vs. Austin Peay

Game Time: 2:00 PM
Game Duration: 2:04
Attendance: 7,230

Officials: Vladimir Voyard-Tadal, Chuck Jones, Devyn Page

Game Time	Vandy	Score	Diff	Peay
11:29				3 HANEY I substitution in
11:10	3 TANNER T 2pt FG from turnover in the paint, layup made (4)	22-7	15	
10:44	22 CAREY J foul personal (1 - 2)			1 WITT S foul drawn (1)
10:41				2 CARPENTER T 3pt FG , jump shot missed
10:38	3 TANNER T defensive rebound (1)			
10:31	1 EDWARDS J 3pt FG , jump shot made (3)	25-7	18	
10:31	22 CAREY J assist (2)			
10:18	3 TANNER T steal (1)			3 HANEY I turnover lost ball (2)
10:13	2 COLLINS M 2pt FG fast break from turnover in the paint, alleyoop made (2)	27-7	20	
10:13	3 TANNER T assist (2)			
10:09				Timeout 30 Sec
10:09				3 HANEY I substitution out
10:09				10 GAINES T substitution in
09:58		27-9	18	4 THOMAS L 2pt FG in the paint, layup made (5)
09:41	1 EDWARDS J foul drawn (1)			2 CARPENTER T foul personal (1 - 3)
09:29	22 CAREY J 2pt FG in the paint, layup made (4)	29-9	20	
09:29	2 COLLINS M assist (1)			
09:29	22 CAREY J foul drawn (1)			10 GAINES T foul shooting (1 - 4)
09:29	1 EDWARDS J substitution out			
09:29	4 HUFFMAN G substitution in			
09:29	22 CAREY J free throw 1 - 1 made (5)	30-9	21	
09:15				4 THOMAS L 2pt FG outside the paint, turnaround jump shot missed
09:10				1 WITT S offensive rebound (2)
09:10				1 WITT S 2pt FG second chance in the paint, tip-in layup missed
09:09	3 TANNER T defensive rebound (2)			
09:04				1 WITT S substitution out
09:04				4 THOMAS L substitution out
09:04				6 LOOS D substitution in
09:04				20 LAX Q substitution in
08:59	2 COLLINS M 3pt FG , jump shot made (5)	33-9	24	
08:59	3 TANNER T assist (3)			
08:30		33-12	21	0 MCCUBBIN T 3pt FG , jump shot made (3)
08:30				20 LAX Q assist (2)
08:18	5 NICKEL T foul drawn (1)			20 LAX Q foul shooting (2 - 5)
08:18	5 NICKEL T free throw 1 - 2 made (1)	34-12	22	
08:18	3 TANNER T substitution out			
08:18	11 HOGGARD A substitution in			
08:18	5 NICKEL T free throw 2 - 2 made (2)	35-12	23	
08:18				20 LAX Q substitution out
08:18				4 THOMAS L substitution in
08:18				2 CARPENTER T substitution out
08:18				12 BROOKSHIRE A substitution in
08:02	2 COLLINS M steal (1)			12 BROOKSHIRE A turnover lost ball (1)
07:49	Timeout media			
07:49	2 COLLINS M substitution out			
07:49	1 EDWARDS J substitution in			
07:37	22 CAREY J 2pt FG from turnover in the paint, layup made (7)	37-12	25	
07:15				0 MCCUBBIN T 2pt FG in the paint, layup blocked



Official Basketball Play by Play - First Half
Austin Peay at Vanderbilt
 12/21/24 Memorial Gymnasium (Vanderbilt), Nashville, Tenn.
 Vanderbilt vs. Austin Peay

Game Time: 2:00 PM
Game Duration: 2:04
Attendance: 7,230

Officials: Vladimir Voyard-Tadal, Chuck Jones, Devyn Page

Game Time	Vandy	Score	Diff	Peay
07:15	22 CAREY J block (1)			
07:11				6 LOOS D offensive rebound (2)
07:11		37-14	23	6 LOOS D 2pt FG second chance in the paint, tip-in layup made (2)
07:02	1 EDWARDS J foul drawn (2)			6 LOOS D foul personal (2 - 6)
07:02	5 NICKEL T substitution out			
07:02	22 CAREY J substitution out			
07:02	30 MANON C substitution in			
07:02	99 MCGLOCKTON D substitution in			
07:02				6 LOOS D substitution out
07:02				1 WITT S substitution in
06:57	1 EDWARDS J 2pt FG in the paint, driving layup missed			
06:52	99 MCGLOCKTON D offensive rebound (2)			
06:52	99 MCGLOCKTON D 2pt FG second chance in the paint, tip-in layup missed			
06:45				0 MCCUBBIN T defensive rebound (3)
06:38				4 THOMAS L 2pt FG in the paint, driving layup blocked
06:38	30 MANON C block (1)			
06:34	99 MCGLOCKTON D defensive rebound (3)			
06:33	99 MCGLOCKTON D turnover bad pass (1)			
06:19	99 MCGLOCKTON D steal (1)			12 BROOKSHIRE A turnover bad pass (2)
06:15				12 BROOKSHIRE A substitution out
06:15				3 HANEY I substitution in
06:09	1 EDWARDS J foul drawn (3)			10 GAINES T foul personal (2 - 7)
06:09	1 EDWARDS J 1&1 free throw 1 missed			
06:08				3 HANEY I defensive rebound (1)
06:01				0 MCCUBBIN T 3pt FG , jump shot missed
05:57				0 MCCUBBIN T offensive rebound (4)
05:54				4 THOMAS L 3pt FG second chance, jump shot missed
05:52	1 EDWARDS J defensive rebound (1)			
05:47	1 EDWARDS J 2pt FG fast break in the paint, driving layup made (5)	39-14	25	
05:25	1 EDWARDS J foul shooting (1 - 3)			10 GAINES T foul drawn (1)
05:25		39-15	24	10 GAINES T free throw 1 - 2 made (1)
05:25		39-16	23	10 GAINES T free throw 2 - 2 made (2)
05:00	11 HOGGARD A turnover bad pass (1)			0 MCCUBBIN T steal (1)
04:35				4 THOMAS L 2pt FG from turnover in the paint, turnaround jump shot missed
04:31	30 MANON C defensive rebound (2)			
04:27	4 HUFFMAN G 3pt FG , jump shot missed			
04:23				1 WITT S defensive rebound (3)
03:54		39-18	21	10 GAINES T 2pt FG in the paint, driving layup made (4)
03:46	1 EDWARDS J foul drawn (4)			10 GAINES T foul personal (3 - 8)
03:46	Timeout media			
03:46	4 HUFFMAN G substitution out			
03:46	99 MCGLOCKTON D substitution out			
03:46	2 COLLINS M substitution in			
03:46	22 CAREY J substitution in			
03:46	1 EDWARDS J 1&1 free throw 1 made (6)	40-18	22	
03:46	1 EDWARDS J 1&1 free throw 2 missed			



Official Basketball Play by Play - First Half
Austin Peay at Vanderbilt
 12/21/24 Memorial Gymnasium (Vanderbilt), Nashville, Tenn.
 Vanderbilt vs. Austin Peay

Game Time: 2:00 PM
Game Duration: 2:04
Attendance: 7,230

Officials: Vladimir Voyard-Tadal, Chuck Jones, Devyn Page

Game Time	Vandy	Score	Diff	Peay
03:45				4 THOMAS L defensive rebound (1)
03:29				3 HANEY I 3pt FG , jump shot missed
03:24	30 MANON C defensive rebound (3)			
03:13	22 CAREY J turnover bad pass (1)			
03:05				0 MCCUBBIN T 2pt FG from turnover in the paint, driving layup missed
03:02	22 CAREY J defensive rebound (1)			
02:59	1 EDWARDS J 3pt FG , jump shot missed			
02:56				defensive rebound (14)
02:56	1 EDWARDS J substitution out			
02:56	3 TANNER T substitution in			
02:36		40-20	20	1 WITT S 2pt FG in the paint, driving layup made (4)
02:19	2 COLLINS M 3pt FG , step back jump shot made (8)	43-20	23	
01:53	30 MANON C steal (3)			3 HANEY I turnover bad pass (3)
01:48	30 MANON C 2pt FG fast break from turnover in the paint, dunk, made (4)	45-20	25	
01:26				4 THOMAS L 2pt FG outside the paint, floating jump shot blocked
01:26	30 MANON C block (2)			
01:26	30 MANON C defensive rebound (4)			
01:18	2 COLLINS M 2pt FG in the paint, driving layup missed			
01:13	30 MANON C offensive rebound (5)			
01:13	30 MANON C 2pt FG second chance in the paint, tip-in layup made (6)	47-20	27	
00:44				10 GAINES T 3pt FG , jump shot missed
00:41	2 COLLINS M defensive rebound (2)			
00:31	22 CAREY J 2pt FG in the paint, layup missed			
00:29				1 WITT S defensive rebound (4)
00:20				0 MCCUBBIN T 3pt FG , jump shot missed
00:17	22 CAREY J defensive rebound (2)			
00:03	11 HOGGARD A foul drawn (2)			1 WITT S foul personal (1 - 9)
00:03				1 WITT S substitution out
00:03				14 DAWSON D substitution in
00:03	11 HOGGARD A 1&1 free throw 1 missed			
00:03				3 HANEY I defensive rebound (2)
00:03				0 MCCUBBIN T substitution out
00:03				6 LOOS D substitution in
00:00				10 GAINES T 3pt FG , pull up jump shot missed
00:00				offensive dead ball rebound (1)
END OF PERIOD				
Vandy 47-20 Peay				



Officials: Vladimir Voyard-Tadal, Chuck Jones, Devyn Page

Austin Peay - 20

NO.	Name	Min	FG			Rebounds			Fouls		TP	AS	TO	ST	Blocks		+/-
			M-A	M-A	M-A	OR	DR	TOT	PF	FD					BS	BA	
0	Tate McCubbin	F 17:38	1-5	1-3	0-0	1	3	4	0	0	3	0	2	1	0	1	-23
1	Sai Witt	F 14:26	2-5	0-0	0-0	1	3	4	1	1	4	0	0	0	1	2	-20
3	Isaac Haney	G 10:18	1-2	0-1	0-0	0	2	2	0	0	2	0	3	0	0	0	-15
4	LJ Thomas	G 19:14	2-9	0-1	1-2	0	1	1	0	1	5	0	0	0	0	2	-25
10	Terrell Gaines	G 13:50	1-4	0-3	2-2	1	1	2	3	1	4	0	0	0	0	0	-14
6	Daniel Loos	07:53	1-1	0-0	0-0	1	1	2	2	0	2	0	1	0	0	0	-11
20	Quan Lax	06:34	0-1	0-1	0-0	0	0	0	2	0	0	2	0	0	0	0	-11
12	Anton Brookshire	03:21	0-0	0-0	0-0	0	0	0	0	0	0	0	2	0	0	0	2
2	Tekao Carpenter	06:43	0-2	0-2	0-0	0	0	0	1	0	0	0	0	0	0	0	-18
14	Darius Dawson	00:03	0-0	0-0	0-0	0	0	0	0	0	0	0	0	0	0	0	0
Team						0	1	1			0		1				
Totals			8-29	1-11	3-4	4	12	16	9	3	20	2	9	1	1	5	-27

Shooting By Period		
1st FG%	8-29	27.6%
3PT%	1-11	9.1%
FT%	3-4	75%
GM FG%	8-29	27.6%
3PT%	1-11	9.1%
FT%	3-4	75.0%

Dead Ball Rebounds: 1, 0

Technical Fouls::NONE

Vanderbilt - 47

NO.	Name	Min	FG			Rebounds			Fouls		TP	AS	TO	ST	Blocks		+/-
			M-A	M-A	M-A	OR	DR	TOT	PF	FD					BS	BA	
5	Tyler Nickel	F 09:26	0-2	0-1	2-2	0	0	0	0	1	2	0	1	0	0	0	15
99	Devin McGlockton	F 10:11	1-3	0-1	1-2	1	2	3	0	1	3	1	1	1	1	0	5
4	Grant Huffman	G 10:42	1-3	0-1	0-0	0	0	0	0	0	2	1	0	0	1	0	6
11	A.J. Hoggard	G 16:49	3-3	3-3	0-1	0	4	4	1	2	9	2	1	0	0	0	18
30	Chris Manon	G 12:01	3-3	0-0	0-0	1	4	5	0	0	6	0	0	3	2	0	9
1	Jason Edwards	10:25	2-4	1-2	1-3	0	1	1	1	4	6	0	0	0	0	0	14
2	MJ Collins	10:58	3-5	2-2	0-0	0	2	2	0	0	8	1	0	1	0	1	24
22	Jaylen Carey	11:45	3-4	0-0	1-1	0	2	2	1	1	7	2	1	0	1	0	24
3	Tyler Tanner	07:43	2-2	0-0	0-0	0	2	2	0	0	4	3	0	1	0	0	20
Team						0	0	0			0		0				
Totals			18-29	6-10	5-9	2	17	19	3	9	47	10	4	6	5	1	27

Shooting By Period		
1st FG%	18-29	62.1%
3PT%	6-10	60.0%
FT%	5-9	55.6%
GM FG%	18-29	62.1%
3PT%	6-10	60.0%
FT%	5-9	55.6%

Dead Ball Rebounds: 1, 0

Technical Fouls::NONE

	Peay	Vandy
Biggest lead	2 (1 st 19:43)	27 (1 st 1:13)
Best Scoring Run	4 (1 st 3:54)	11 (1 st 10:13)
Lead Changes	1	
Times Tied	1	
Time with Lead	01:28	17:38

Points from	Peay	Vandy
Turnovers	2	16
Paint	12	24
Second Chance	2	2
Fast Breaks	2	11
Bench	2	25

	Period by Period Scoring		
	1st	2nd	TOT
Peay	20	35	55
Vandy	47	38	85



Period 2

Quarter Starters:

Vandy	4 Huffman G	5 Nickel T	11 Hoggard A	30 Manon C	99 McGlockton D
Peay	0 McCubbin T	4 Thomas L	6 Loos D	10 Gaines T	20 Lax Q

Game Time	Vandy	Score	Diff	Peay
20:00	2 COLLINS M substitution out			
20:00	3 TANNER T substitution out			
20:00	22 CAREY J substitution out			
20:00	4 HUFFMAN G substitution in			
20:00	5 NICKEL T substitution in			
20:00	99 MCGLOCKTON D substitution in			
20:00				3 HANEY I substitution out
20:00				14 DAWSON D substitution out
20:00				0 MCCUBBIN T substitution in
20:00				20 LAX Q substitution in
19:44				20 LAX Q 3pt FG , pull up jump shot missed
19:40				offensive rebound (17)
19:30	4 HUFFMAN G foul shooting (1 - 1)			4 THOMAS L foul drawn (2)
19:30		47-21	26	4 THOMAS L free throw 1 - 2 made (6)
19:30		47-22	25	4 THOMAS L free throw 2 - 2 made (7)
19:16	30 MANON C turnover bad pass (1)			4 THOMAS L steal (1)
19:12	30 MANON C foul shooting (1 - 2)			4 THOMAS L foul drawn (3)
19:12				4 THOMAS L free throw fast break 1 - 2 missed
19:12				offensive dead ball rebound (2)
19:12				4 THOMAS L free throw fast break 2 - 2 missed
19:10	99 MCGLOCKTON D defensive rebound (4)			
19:10	99 MCGLOCKTON D foul drawn (2)			10 GAINES T foul personal (4 - 1)
19:02	11 HOGGARD A foul drawn (3)			0 MCCUBBIN T foul personal (1 - 2)
19:01	5 NICKEL T 3pt FG , jump shot missed			
18:58				0 MCCUBBIN T defensive rebound (5)
18:42				6 LOOS D 2pt FG in the paint, layup missed
18:39	4 HUFFMAN G defensive rebound (1)			
18:36	4 HUFFMAN G turnover lost ball (1)			
18:11				4 THOMAS L turnover lost ball (1)
18:06	5 NICKEL T 2pt FG fast break from turnover in the paint, dunk, made (4)	49-22	27	
18:06	30 MANON C assist (1)			
17:55				20 LAX Q turnover bad pass (1)
17:43	11 HOGGARD A turnover lost ball (2)			6 LOOS D steal (1)
17:40	5 NICKEL T steal (1)			6 LOOS D turnover lost ball (2)
17:34	99 MCGLOCKTON D 2pt FG from turnover in the paint, dunk, made (5)	51-22	29	
17:34	5 NICKEL T assist (1)			
17:13				10 GAINES T 2pt FG in the paint, driving layup missed
17:12	99 MCGLOCKTON D defensive rebound (5)			
17:06	99 MCGLOCKTON D 3pt FG , jump shot missed			
17:02				4 THOMAS L defensive rebound (2)
16:53		51-24	27	4 THOMAS L 2pt FG in the paint, driving layup made (9)
16:53	99 MCGLOCKTON D foul shooting (1 - 3)			4 THOMAS L foul drawn (4)



Game Time	Vandy	Score	Diff	Peay
16:53				6 LOOS D substitution out
16:53				20 LAX Q substitution out
16:53				1 WITT S substitution in
16:53				12 BROOKSHIRE A substitution in
16:53		51-25	26	4 THOMAS L free throw 1 - 1 made (10)
16:53				4 THOMAS L substitution out
16:53				3 HANEY I substitution in
16:47	99 MCGLOCKTON D turnover lost ball (2)			
16:47	4 HUFFMAN G substitution out			
16:47	5 NICKEL T substitution out			
16:47	11 HOGGARD A substitution out			
16:47	99 MCGLOCKTON D substitution out			
16:47	1 EDWARDS J substitution in			
16:47	2 COLLINS M substitution in			
16:47	3 TANNER T substitution in			
16:47	22 CAREY J substitution in			
16:25				0 MCCUBBIN T 2pt FG from turnover in the paint, layup missed
16:22	30 MANON C defensive rebound (6)			
16:13	1 EDWARDS J foul drawn (5)			1 WITT S foul shooting (2 - 3)
16:13	1 EDWARDS J free throw 1 - 2 missed			
16:13	offensive dead ball rebound (2)			
16:13				0 MCCUBBIN T substitution out
16:13				12 BROOKSHIRE A substitution out
16:13				2 CARPENTER T substitution in
16:13				7 EVANS A substitution in
16:13	1 EDWARDS J free throw 2 - 2 made (7)	52-25	27	
15:45				2 CARPENTER T 2pt FG outside the paint, turnaround jump shot missed
15:41	22 CAREY J defensive rebound (3)			
15:21	30 MANON C foul drawn (1)			1 WITT S foul shooting (3 - 4)
15:21	Timeout media			
15:21				10 GAINES T substitution out
15:21				4 THOMAS L substitution in
15:21	30 MANON C free throw 1 - 2 made (7)	53-25	28	
15:21	30 MANON C free throw 2 - 2 made (8)	54-25	29	
15:07				4 THOMAS L 2pt FG in the paint, floating jump shot missed
15:05	3 TANNER T defensive rebound (3)			
14:35	3 TANNER T 3pt FG , step back jump shot missed			
14:35	30 MANON C offensive rebound (7)			
14:34	30 MANON C foul drawn (2)			2 CARPENTER T foul personal (2 - 5)
14:33	1 EDWARDS J turnover lost ball (1)			3 HANEY I steal (1)
14:10				4 THOMAS L 3pt FG from turnover, jump shot missed
14:07	22 CAREY J defensive rebound (4)			
13:59	22 CAREY J 2pt FG in the paint, driving layup made (9)	56-25	31	
13:59	2 COLLINS M assist (2)			
13:24	30 MANON C foul shooting (2 - 4)			3 HANEY I foul drawn (1)
13:24		56-26	30	3 HANEY I free throw 1 - 3 made (3)
13:24		56-27	29	3 HANEY I free throw 2 - 3 made (4)
13:24				1 WITT S substitution out



Game Time	Vandy	Score	Diff	Peay
13:24				6 LOOS D substitution in
13:24				3 HANEY I free throw 3 - 3 missed
13:23	22 CAREY J defensive rebound (5)			
13:06	2 COLLINS M foul drawn (1)			6 LOOS D foul shooting (3 - 6)
13:06	2 COLLINS M free throw 1 - 2 made (9)	57-27	30	
13:06	2 COLLINS M free throw 2 - 2 missed			
13:05				2 CARPENTER T defensive rebound (1)
12:53	3 TANNER T foul drawn (1)			6 LOOS D foul offensive (4 - 7)
12:53				6 LOOS D turnover offensive (3)
12:45	1 EDWARDS J 2pt FG from turnover in the paint, driving layup made (9)	59-27	32	
12:26				7 EVANS A 2pt FG in the paint, driving layup blocked
12:26	30 MANON C block (3)			
12:22				2 CARPENTER T offensive rebound (2)
12:21				4 THOMAS L 3pt FG second chance, jump shot missed
12:18	22 CAREY J defensive rebound (6)			
12:16	1 EDWARDS J 2pt FG fast break in the paint, driving layup made (11)	61-27	34	
12:16	22 CAREY J assist (3)			
12:05				3 HANEY I 3pt FG , step back jump shot missed
12:02	30 MANON C defensive rebound (8)			
11:47	22 CAREY J 2pt FG in the paint, floating jump shot missed			
11:43				4 THOMAS L defensive rebound (3)
11:27				4 THOMAS L 3pt FG , jump shot missed
11:22	22 CAREY J defensive rebound (7)			
11:22	jump ball situation			
11:22	Timeout media			
11:22	30 MANON C substitution out			
11:22	99 MCGLOCKTON D substitution in			
11:22				2 CARPENTER T substitution out
11:22				7 EVANS A substitution out
11:22				0 MCCUBBIN T substitution in
11:22				20 LAX Q substitution in
11:22	Timeout 30 Sec			
11:22	Timeout media			
10:59	22 CAREY J turnover bad pass (2)			
10:43		61-29	32	6 LOOS D 2pt FG from turnover in the paint, layup made (4)
10:43				4 THOMAS L assist (1)
10:28	99 MCGLOCKTON D 3pt FG , jump shot made (8)	64-29	35	
10:28	3 TANNER T assist (4)			
09:52	2 COLLINS M foul personal (1 - 5)			4 THOMAS L foul drawn (5)
09:52				6 LOOS D substitution out
09:52				1 WITT S substitution in
09:49		64-31	33	4 THOMAS L 2pt FG outside the paint, turnaround jump shot made (12)
09:49				1 WITT S assist (1)
09:33	99 MCGLOCKTON D 2pt FG in the paint, layup made (10)	66-31	35	
09:33	22 CAREY J assist (4)			
09:23	1 EDWARDS J foul personal (2 - 6)			20 LAX Q foul drawn (1)
08:58				1 WITT S 2pt FG in the paint, layup missed



Game Time	Vandy	Score	Diff	Peay
08:54				1 WITT S offensive rebound (5)
08:54				1 WITT S 2pt FG second chance in the paint, layup blocked
08:54	99 MCGLOCKTON D block (2)			
08:54				offensive rebound (24)
08:48		66-33	33	1 WITT S 2pt FG second chance in the paint, layup made (6)
08:48				4 THOMAS L assist (2)
08:33	1 EDWARDS J foul drawn (6)			20 LAX Q foul personal (3 - 8)
08:33	3 TANNER T substitution out			
08:33	22 CAREY J substitution out			
08:33	5 NICKEL T substitution in			
08:33	11 HOGGARD A substitution in			
08:33	1 EDWARDS J 1&1 free throw 1 made (12)	67-33	34	
08:33	1 EDWARDS J 1&1 free throw 2 made (13)	68-33	35	
08:18	1 EDWARDS J steal (1)			4 THOMAS L turnover bad pass (2)
08:14	1 EDWARDS J 2pt FG fast break from turnover in the paint, driving layup made (15)	70-33	37	
08:13	1 EDWARDS J foul drawn (7)			4 THOMAS L foul shooting (1 - 9)
08:13	1 EDWARDS J free throw fast break 1 - 1 made (16)	71-33	38	
07:58	5 NICKEL T foul shooting (1 - 7)			1 WITT S foul drawn (2)
07:58	Timeout media			
07:58	2 COLLINS M substitution out			
07:58	4 HUFFMAN G substitution in			
07:58				3 HANEY I substitution out
07:58				10 GAINES T substitution in
07:58				1 WITT S free throw 1 - 2 missed
07:58				offensive dead ball rebound (3)
07:58				1 WITT S free throw 2 - 2 missed
07:57	99 MCGLOCKTON D defensive rebound (6)			
07:50	5 NICKEL T 3pt FG fast break, jump shot made (7)	74-33	41	
07:50	4 HUFFMAN G assist (2)			
07:20		74-35	39	20 LAX Q 2pt FG in the paint, driving layup made (2)
06:58	1 EDWARDS J turnover bad pass (2)			20 LAX Q steal (1)
06:53				20 LAX Q 2pt FG from turnover in the paint, driving layup missed
06:51	1 EDWARDS J defensive rebound (2)			
06:48	1 EDWARDS J 3pt FG , jump shot missed			
06:45	99 MCGLOCKTON D offensive rebound (7)			
06:45	99 MCGLOCKTON D turnover travel (3)			
06:27	99 MCGLOCKTON D foul shooting (2 - 8)			1 WITT S foul drawn (3)
06:27		74-36	38	1 WITT S free throw 1 - 2 made (7)
06:27	1 EDWARDS J substitution out			
06:27	2 COLLINS M substitution in			
06:27				1 WITT S free throw 2 - 2 missed
06:26	99 MCGLOCKTON D defensive rebound (8)			
06:09	5 NICKEL T 3pt FG , jump shot missed			
06:06	99 MCGLOCKTON D offensive rebound (9)			
06:06	99 MCGLOCKTON D foul drawn (3)			0 MCCUBBIN T foul personal (2 - 10)
06:06	99 MCGLOCKTON D free throw 1 - 2 missed			
06:06	offensive dead ball rebound (3)			
06:06	99 MCGLOCKTON D free throw 2 - 2 made (11)	75-36	39	



Game Time	Vandy	Score	Diff	Peay
06:06				20 LAX Q substitution out
06:06				2 CARPENTER T substitution in
05:55	4 HUFFMAN G foul personal (2 - 9)			4 THOMAS L foul drawn (6)
05:55	99 MCGLOCKTON D substitution out			
05:55	22 CAREY J substitution in			
05:55		75-37	38	4 THOMAS L 1&1 free throw 1 made (13)
05:55		75-38	37	4 THOMAS L 1&1 free throw 2 made (14)
05:52	11 HOGGARD A turnover bad pass (3)			10 GAINES T steal (1)
05:37				10 GAINES T 2pt FG from turnover in the paint, layup missed
05:32				0 MCCUBBIN T offensive rebound (6)
05:32		75-40	35	0 MCCUBBIN T 2pt FG from turnover second chance in the paint, tip-in layup made (5)
05:32	2 COLLINS M turnover bad pass (1)			2 CARPENTER T steal (1)
05:32				2 CARPENTER T 2pt FG from turnover in the paint, layup missed
05:32				2 CARPENTER T offensive rebound (3)
05:32	jump ball situation			
05:32	4 HUFFMAN G substitution out			
05:32	3 TANNER T substitution in			
05:30		75-42	33	4 THOMAS L 2pt FG second chance in the paint, layup made (16)
05:30				1 WITT S assist (2)
05:18	11 HOGGARD A turnover bad pass (4)			0 MCCUBBIN T steal (2)
04:52	11 HOGGARD A foul shooting (2 - 10)			4 THOMAS L foul drawn (7)
04:52		75-43	32	4 THOMAS L free throw 1 - 2 made (17)
04:52	11 HOGGARD A substitution out			
04:52	30 MANON C substitution in			
04:52		75-44	31	4 THOMAS L free throw 2 - 2 made (18)
04:31	3 TANNER T foul drawn (2)			4 THOMAS L foul personal (2 - 11)
04:31	3 TANNER T free throw 1 - 2 made (5)	76-44	32	
04:31	3 TANNER T free throw 2 - 2 made (6)	77-44	33	
04:13	30 MANON C foul shooting (3 - 11)			0 MCCUBBIN T foul drawn (1)
04:13		77-45	32	0 MCCUBBIN T free throw 1 - 2 made (6)
04:13		77-46	31	0 MCCUBBIN T free throw 2 - 2 made (7)
03:54	Timeout media			
03:54	5 NICKEL T foul drawn (2)			0 MCCUBBIN T foul personal (3 - 12)
03:54	5 NICKEL T free throw 1 - 2 made (8)	78-46	32	
03:54	22 CAREY J substitution out			
03:54	24 ROBERTS J substitution in			
03:54	5 NICKEL T free throw 2 - 2 made (9)	79-46	33	
03:39		79-49	30	0 MCCUBBIN T 3pt FG , jump shot made (10)
03:39				4 THOMAS L assist (3)
03:18	jump ball situation			
03:17	5 NICKEL T 3pt FG , jump shot missed			
03:14	3 TANNER T offensive rebound (4)			
03:09	5 NICKEL T 2pt FG second chance in the paint, driving layup made (11)	81-49	32	
03:09	3 TANNER T assist (5)			
03:09	5 NICKEL T foul drawn (3)			0 MCCUBBIN T foul shooting (4 - 13)
03:09	30 MANON C substitution out			



Game Time	Vandy	Score	Diff	Peay
03:09	21 SMITH H substitution in			
03:09				0 MCCUBBIN T substitution out
03:09				14 DAWSON D substitution in
03:09	5 NICKEL T free throw 1 - 1 made (12)	82-49	33	
03:09	5 NICKEL T substitution out			
03:09	10 WILLIAMS J substitution in			
02:48		82-51	31	4 THOMAS L 2pt FG in the paint, driving layup made (20)
02:48				14 DAWSON D assist (1)
02:27	3 TANNER T 2pt FG in the paint, driving layup missed			
02:24				4 THOMAS L defensive rebound (4)
02:20				2 CARPENTER T 3pt FG , jump shot missed
02:16				1 WITT S offensive rebound (6)
02:13				1 WITT S 2pt FG second chance outside the paint, hook shot missed
02:13	defensive rebound (38)			
02:13	2 COLLINS M substitution out			
02:13	15 MESSER C substitution in			
02:13				1 WITT S substitution out
02:13				5 DANIEL J substitution in
02:08	10 WILLIAMS J foul drawn (1)			4 THOMAS L foul personal (3 - 14)
02:08	10 WILLIAMS J free throw 1 - 2 made (1)	83-51	32	
02:08	3 TANNER T substitution out			
02:08	25 KEEFFE M substitution in			
02:08	10 WILLIAMS J free throw 2 - 2 missed			
02:07				5 DANIEL J defensive rebound (1)
01:45				5 DANIEL J 2pt FG in the paint, turnaround jump shot missed
01:41	21 SMITH H defensive rebound (1)			
01:31	10 WILLIAMS J 2pt FG in the paint, layup made (3)	85-51	34	
01:06		85-53	32	2 CARPENTER T 2pt FG in the paint, floating jump shot made (2)
01:04				Timeout 30 Sec
01:04	21 SMITH H substitution out			
01:04	7 CALTON G substitution in			
01:04				4 THOMAS L substitution out
01:04				3 HANEY I substitution in
00:55	10 WILLIAMS J turnover bad pass (1)			
00:51				2 CARPENTER T 3pt FG from turnover, pull up jump shot missed
00:47	7 CALTON G defensive rebound (1)			
00:41	25 KEEFFE M turnover bad pass (1)			10 GAINES T steal (2)
00:20		85-55	30	14 DAWSON D 2pt FG from turnover in the paint, turnaround jump shot made (2)
00:20				5 DANIEL J assist (1)
END OF GAME				
Vandy 85-55 Peay				



Austin Peay - 35

NO.	Name	Min	FG			Rebounds			Fouls		TP	AS	TO	ST	Blocks		+/-
			M-A	3P	FT	OR	DR	TOT	PF	FD					BS	BA	
0	Tate McCubbin	F 12:00	2-3	1-1	2-2	1	1	2	4	1	7	0	0	1	0	0	3
1	Sai Witt	F 11:08	1-4	0-0	1-4	2	0	2	2	2	3	2	0	0	0	1	2
3	Isaac Haney	G 09:59	0-1	0-1	2-3	0	0	0	0	1	2	0	0	1	0	0	-10
4	LJ Thomas	G 17:24	4-8	0-3	7-9	0	3	3	3	6	15	3	2	1	0	0	-4
10	Terrell Gaines	G 12:37	0-2	0-0	0-0	0	0	0	1	0	0	0	0	2	0	0	8
20	Quan Lax	08:23	1-3	0-1	0-0	0	0	0	1	1	2	0	1	1	0	0	-5
12	Anton Brookshire	00:40	0-0	0-0	0-0	0	0	0	0	0	0	0	0	0	0	0	1
2	Tekao Carpenter	10:57	1-5	0-2	0-0	2	1	3	1	0	2	0	0	1	0	0	1
7	Akili Evans	04:51	0-1	0-0	0-0	0	0	0	0	0	0	0	0	0	0	1	-8
6	Daniel Loos	06:39	1-2	0-0	0-0	0	0	0	2	0	2	0	2	1	0	0	-6
14	Darius Dawson	03:09	1-1	0-0	0-0	0	0	0	0	0	2	1	0	0	0	0	2
5	Javar Daniel	02:13	0-1	0-0	0-0	0	1	1	0	0	0	1	0	0	0	0	1
Team						2	0	2			0		0				
Totals			11-31	1-8	12-18	7	6	13	14	11	35	7	5	8	0	2	-3

Shooting By Period		
2nd FG%	11-31	35.5%
3PT%	1-8	12.5%
FT%	12-18	66.7%
GM FG%	11-31	35.5%
3PT%	1-8	12.5%
FT%	12-18	66.7%

Dead Ball Rebounds: 2, 0

Technical Fouls::NONE

Vanderbilt - 38

NO.	Name	Min	FG			Rebounds			Fouls		TP	AS	TO	ST	Blocks		+/-
			M-A	3P	FT	OR	DR	TOT	PF	FD					BS	BA	
5	Tyler Nickel	F 08:37	3-6	1-4	3-3	0	0	0	1	2	10	1	0	1	0	0	-1
99	Devin McGlockton	F 08:40	3-4	1-2	1-2	2	4	6	2	2	8	0	2	0	1	0	4
4	Grant Huffman	G 05:39	0-0	0-0	0-0	0	1	1	2	0	0	1	1	0	0	0	-4
11	A.J. Hoggard	G 06:54	0-0	0-0	0-0	0	0	0	1	1	0	0	3	0	0	0	-2
30	Chris Manon	G 10:21	0-0	0-0	2-2	1	2	3	3	2	2	1	1	0	1	0	7
1	Jason Edwards	10:20	3-4	0-1	4-5	0	1	1	1	3	10	0	2	1	0	0	12
2	MJ Collins	13:03	0-0	0-0	1-2	0	0	0	1	1	1	1	1	0	0	0	5
3	Tyler Tanner	11:38	0-2	0-1	2-2	1	1	2	0	2	2	2	0	0	0	0	4
22	Jaylen Carey	10:15	1-2	0-0	0-0	0	5	5	0	0	2	2	1	0	0	0	0
24	JaQualon "JQ" Roberts	03:54	0-0	0-0	0-0	0	0	0	0	0	0	0	0	0	0	0	-2
10	Jordan Williams	03:09	1-1	0-0	1-2	0	0	0	0	1	3	0	1	0	0	0	-3
21	Hollman Smith	02:05	0-0	0-0	0-0	0	1	1	0	0	0	0	0	0	0	0	0
15	Coleson Messer	02:13	0-0	0-0	0-0	0	0	0	0	0	0	0	0	0	0	0	-1
25	Miles Keeffe	02:08	0-0	0-0	0-0	0	0	0	0	0	0	0	1	0	0	0	-2
7	Graham Calton	01:04	0-0	0-0	0-0	0	1	1	0	0	0	0	0	0	0	0	-2
Team						0	1	1			0		0				
Totals			11-19	2-8	14-18	4	17	21	11	14	38	8	13	2	2	0	3

Shooting By Period		
2nd FG%	11-19	57.9%
3PT%	2-8	25.0%
FT%	14-18	77.8%
GM FG%	11-19	57.9%
3PT%	2-8	25.0%
FT%	14-18	77.8%

Dead Ball Rebounds: 2, 0

Technical Fouls::NONE

	Peay	Vandy
Biggest lead	0 (1 st 20:00)	41 (2 nd 7:50)
Best Scoring Run	8(2 nd 4:52)	8(2 nd 7:50)
Lead Changes	0	
Times Tied	0	
Time with Lead	00:00	19:44

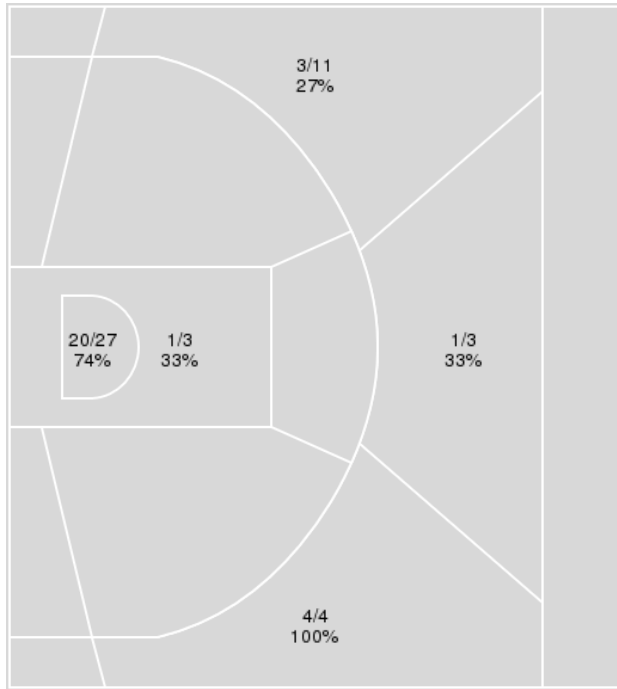
Points from	Peay	Vandy
Turnovers	9	9
Paint	18	18
Second Chance	8	4
Fast Breaks	0	10
Bench	8	18

	Period by Period Scoring		
	1st	2nd	TOT
Peay	20	35	55
Vandy	47	38	85

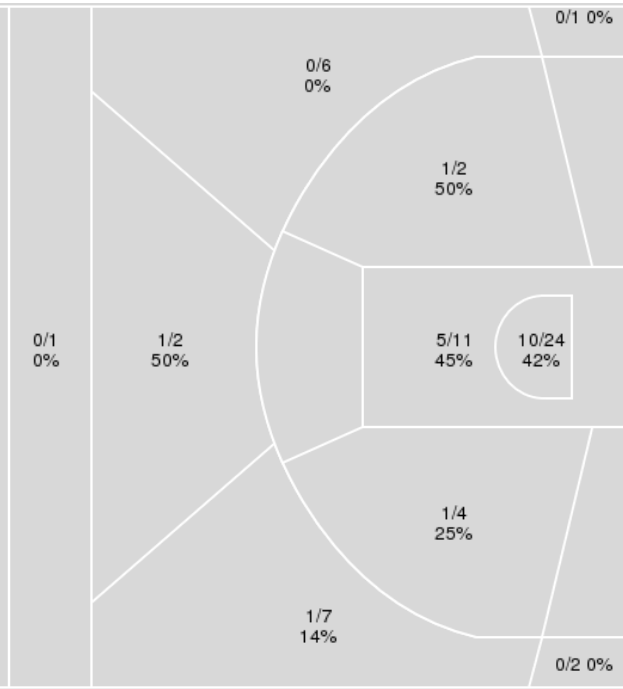


{ Players => 0, 1, 2, 3, 4, 5, 7, 10, 11, 12, 15, 21, 22, 24, 25, 30, 33, 99; } FG Types
 } FG Types => All; Results => All; { Players => 0, 1, 2, 3, 4, 5, 6, 7, 10, 11, 12, 14, 20, 22, 24; } FG Types
 => All; Results => All;

Vanderbilt



Austin Peay



Vanderbilt	M/A	%
Field Goals	29/48	60
2 Points	21/30	70
3 Points	8/18	44
Free Throws	19/27	70

Austin Peay	M/A	%
Field Goals	19/60	32
2 Points	17/41	41
3 Points	2/19	11
Free Throws	15/22	68



Austin Peay at Vanderbilt

12/21/24 Memorial Gymnasium (Vanderbilt), Nashville, Tenn.
Vanderbilt vs. Austin Peay

Game Time: 2:00 PM
Game Duration: 2:04
Attendance: 7,230

Officials: Vladimir Voyard-Tadal, Chuck Jones, Devyn Page

Austin Peay

No	Name	Mins		Score		Points Diff		Points per Min		Assists		Rebounds		Steals		Turnovers	
		On	Off	On	Off	On	Off	On	Off	On	Off	On	Off	On	Off	On	Off
0	Tate McCubbin	29:38	10:22	44 - 64	11 - 21	-20	-10	1.48	1.06	6	3	22	7	7	2	12	2
1	Sai Witt	25:34	14:26	38 - 56	17 - 29	-18	-12	1.49	1.18	6	3	18	11	6	3	7	7
2	Tekao Carpenter	17:40	22:20	29 - 46	26 - 39	-17	-13	1.64	1.16	6	3	10	19	5	4	4	10
3	Isaac Haney	20:17	19:43	18 - 43	37 - 42	-25	-5	0.89	1.88	4	5	15	14	3	6	6	8
4	LJ Thomas	36:38	03:22	50 - 79	5 - 6	-29	-1	1.36	1.49	7	2	29	0	8	1	14	0
5	Javar Daniel	02:13	37:47	4 - 3	51 - 82	1	-31	1.80	1.35	1	8	1	28	1	8	0	14
6	Daniel Loos	14:32	25:28	16 - 33	39 - 52	-17	-13	1.10	1.53	3	6	10	19	2	7	8	6
7	Akili Evans	04:51	35:09	2 - 10	53 - 75	-8	-22	0.41	1.51	0	9	3	26	1	8	1	13
10	Terrell Gaines	26:27	13:33	42 - 48	13 - 37	-6	-24	1.59	0.96	5	4	21	8	8	1	8	6
12	Anton Brookshire	04:01	35:59	5 - 2	50 - 83	3	-33	1.24	1.39	0	9	4	25	0	9	3	11
14	Darius Dawson	03:12	36:48	6 - 4	49 - 81	2	-32	1.87	1.33	2	7	4	25	1	8	0	14
20	Quan Lax	14:57	25:03	21 - 37	34 - 48	-16	-14	1.40	1.36	5	4	8	21	3	6	7	7

Vanderbilt

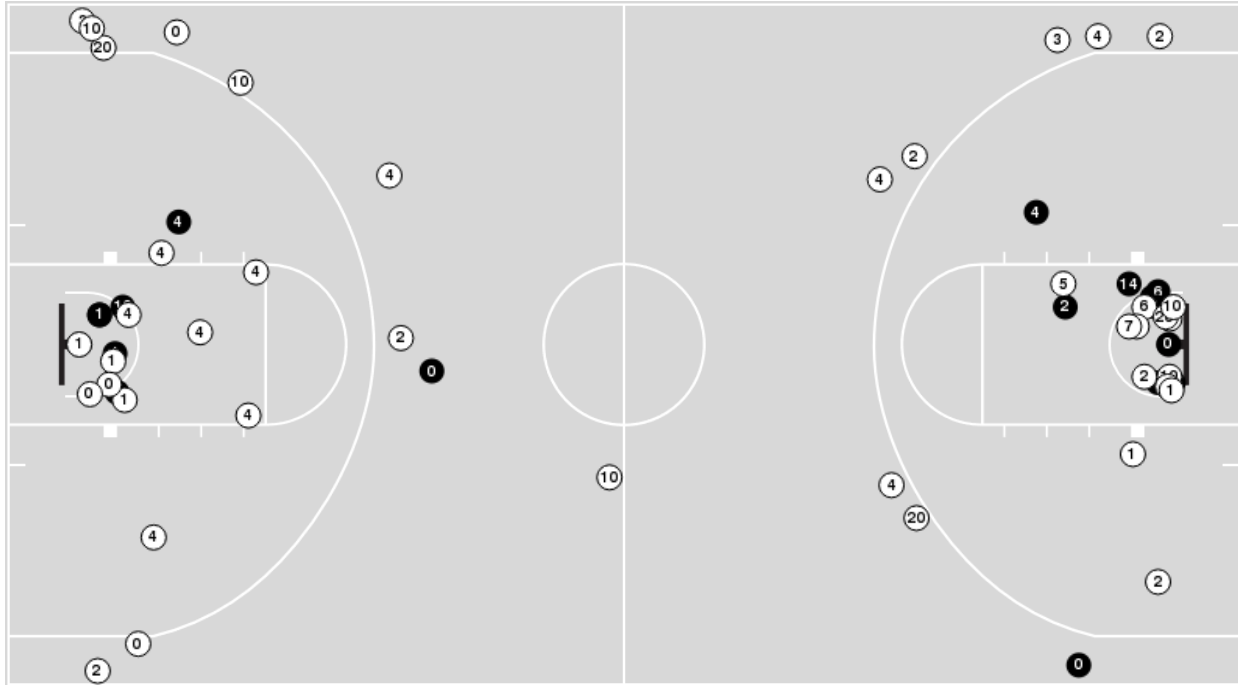
No	Name	Mins		Score		Points Diff		Points per Min		Assists		Rebounds		Steals		Turnovers	
		On	Off	On	Off	On	Off	On	Off	On	Off	On	Off	On	Off	On	Off
1	Jason Edwards	20:45	19:15	48 - 22	37 - 33	26	4	2.31	1.92	12	6	22	18	3	5	7	10
2	MJ Collins	24:01	15:59	62 - 33	23 - 22	29	1	2.58	1.44	13	5	24	16	4	4	6	11
3	Tyler Tanner	19:21	20:39	51 - 27	34 - 28	24	6	2.64	1.65	12	6	19	21	2	6	3	14
4	Grant Huffman	16:21	23:39	27 - 25	58 - 30	2	28	1.65	2.45	6	12	17	23	5	3	11	6
5	Tyler Nickel	18:03	21:57	46 - 32	39 - 23	14	16	2.55	1.78	10	8	15	25	6	2	10	7
7	Graham Calton	01:04	38:56	0 - 2	85 - 53	-2	32	0.00	2.18	0	18	1	39	0	8	2	15
10	Jordan Williams	03:09	36:51	3 - 6	82 - 49	-3	33	0.95	2.23	0	18	3	37	0	8	2	15
11	A.J. Hoggard	23:43	16:17	46 - 30	39 - 25	16	14	1.94	2.40	9	9	25	15	7	1	13	4
15	Coleson Messer	02:13	37:47	3 - 4	82 - 51	-1	31	1.35	2.17	0	18	2	38	0	8	2	15
21	Hollman Smith	02:05	37:55	4 - 4	81 - 51	0	30	1.92	2.14	0	18	2	38	0	8	0	17
22	Jaylen Carey	22:00	18:00	54 - 30	31 - 25	24	6	2.45	1.72	12	6	20	20	3	5	6	11
24	JaQualon "JQ" Roberts	03:54	36:06	7 - 9	78 - 46	-2	32	1.79	2.16	1	17	4	36	0	8	2	15
25	Miles Keeffe	02:08	37:52	2 - 4	83 - 51	-2	32	0.94	2.19	0	18	2	38	0	8	2	15
30	Chris Manon	22:22	17:38	39 - 23	46 - 32	16	14	1.74	2.61	7	11	27	13	5	3	9	8
99	Devin McGlockton	18:51	21:09	33 - 24	52 - 31	9	21	1.75	2.46	8	10	17	23	5	3	10	7



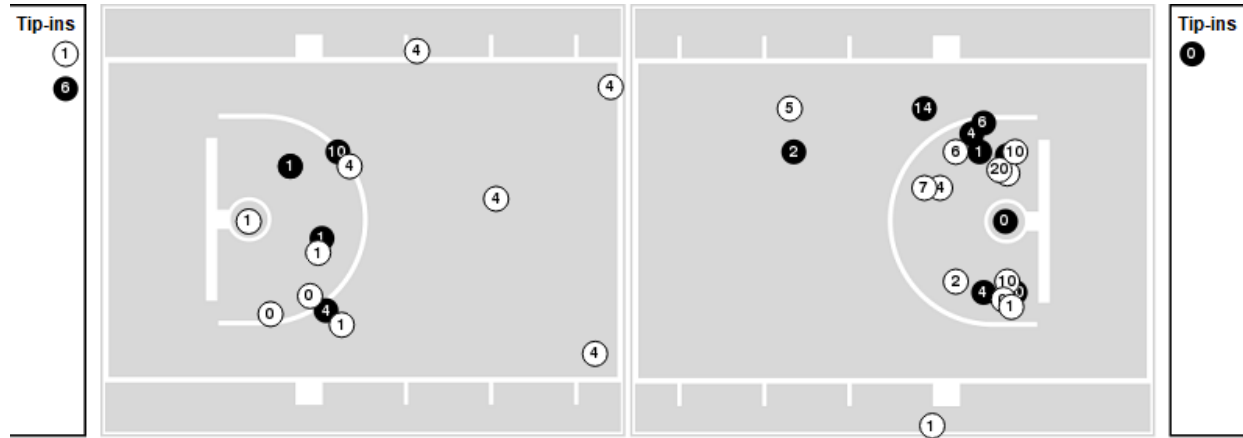
Players => 0, 1, 2, 3, 4, 5, 6, 7, 10, 11, 12, 14, 20, 22, 24FG Types=>AllResults=>All

Austin Peay

All Field Goals



Blow Up Chart



● Made ○ Missed N - Player Number

Austin Peay	M/A	%
Field Goals	19/60	32
2 Points	17/41	41
3 Points	2/19	11
Free Throws	15/22	68

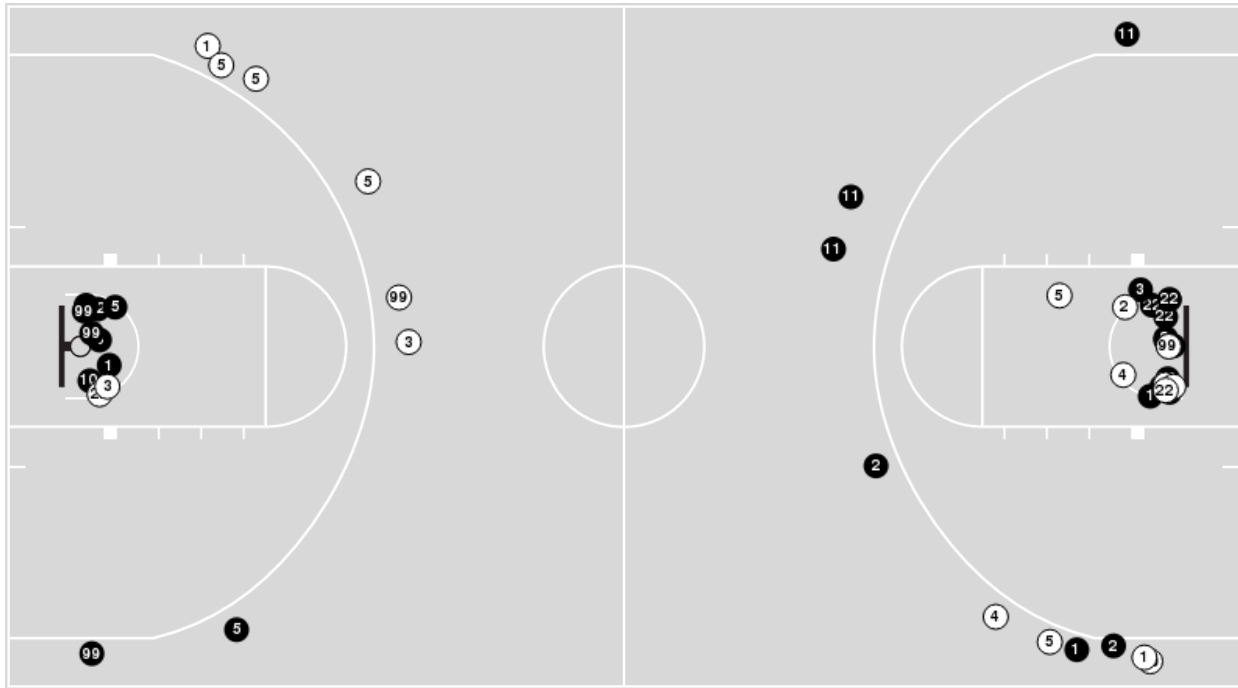
Austin Peay	M/A	%
Points in the Paint	30 (15 / 35)	43
Fast Break Points	2 (1/3)	33
Second Chance Points	10 (6/12)	50
Effective FG%	33	



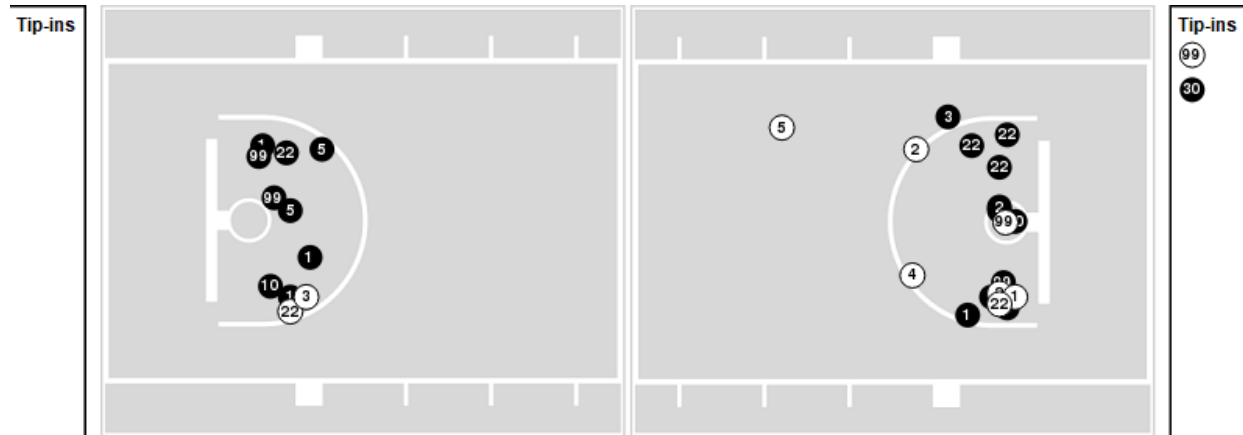
Players => 0, 1, 2, 3, 4, 5, 7, 10, 11, 12, 15, 21, 22, 24, 25, 30, 33, 99FG Types=>AllResults=>All

Vanderbilt

All Field Goals



Blow Up Chart



N Made **O** Missed **N** - Player Number

Vanderbilt	M/A	%
Field Goals	29/48	60
2 Points	21/30	70
3 Points	8/18	44
Free Throws	19/27	70

Vanderbilt	M/A	%
Points in the Paint	42 (21 / 30)	70
Fast Break Points	21 (11/12)	92
Second Chance Points	6 (4/6)	67
Effective FG%	69	



Austin Peay

Lineup	Quarter On	Time On	Quarter Off	Time Off	Time on Court	Score	Score Diff	Reb	Stl	Tov	Ass	PPP
0- McCubbin T/ 1- Witt S/ 3- Haney I/ 4- Thomas L/ 10- Gaines T/	1	20:00	1	17:17	02:43	2-6	-4	3	0	2	0	0.4000
0- McCubbin T/ 4- Thomas L/ 6- Loos D/ 10- Gaines T/ 20- Lax Q/	1	17:17	1	16:19	00:58	0-3	-3	0	0	0	0	0.0000
0- McCubbin T/ 4- Thomas L/ 6- Loos D/ 12- Brookshire A/ 20- Lax Q/	1	16:19	1	15:01	01:18	2-0	2	2	0	1	0	1.0000
1- Witt S/ 2- Carpenter T/ 4- Thomas L/ 6- Loos D/ 20- Lax Q/	1	15:01	1	12:42	02:19	3-7	-4	1	0	1	1	0.8721
0- McCubbin T/ 2- Carpenter T/ 4- Thomas L/ 6- Loos D/ 20- Lax Q/	1	12:42	1	11:29	01:13	0-4	-4	0	0	1	0	0.0000
0- McCubbin T/ 1- Witt S/ 2- Carpenter T/ 3- Haney I/ 4- Thomas L/	1	11:29	1	10:09	01:20	0-7	-7	0	0	1	0	0.0000
0- McCubbin T/ 1- Witt S/ 2- Carpenter T/ 4- Thomas L/ 10- Gaines T/	1	10:09	1	09:04	01:05	2-3	-1	1	0	0	0	1.0000
0- McCubbin T/ 2- Carpenter T/ 6- Loos D/ 10- Gaines T/ 20- Lax Q/	1	09:04	1	08:18	00:46	3-5	-2	0	0	0	1	3.0000
0- McCubbin T/ 2- Carpenter T/ 4- Thomas L/ 6- Loos D/ 10- Gaines T/	1	08:18	1	08:18	00:00	0-0	0	0	0	0	0	0.0000
0- McCubbin T/ 4- Thomas L/ 6- Loos D/ 10- Gaines T/ 12- Brookshire A/	1	08:18	1	07:02	01:16	2-2	0	1	0	1	0	1.0000
0- McCubbin T/ 1- Witt S/ 4- Thomas L/ 10- Gaines T/ 12- Brookshire A/	1	07:02	1	06:15	00:47	0-0	0	1	0	1	0	0.0000
0- McCubbin T/ 1- Witt S/ 3- Haney I/ 4- Thomas L/ 10- Gaines T/	1	06:15	1	00:03	06:11	6-10	-4	6	1	1	0	0.5515
3- Haney I/ 4- Thomas L/ 6- Loos D/ 10- Gaines T/ 14- Dawson D/	1	00:03	2	20:00	00:03	0-0	0	1	0	0	0	0.0000
0- McCubbin T/ 4- Thomas L/ 6- Loos D/ 10- Gaines T/ 20- Lax Q/	2	20:00	2	16:53	03:07	4-4	0	3	2	3	0	0.5155
0- McCubbin T/ 1- Witt S/ 4- Thomas L/ 10- Gaines T/ 12- Brookshire A/	2	16:53	2	16:53	00:00	1-0	1	0	0	0	0	2.2727
0- McCubbin T/ 1- Witt S/ 3- Haney I/ 10- Gaines T/ 12- Brookshire A/	2	16:53	2	16:13	00:40	0-0	0	0	0	0	0	0.0000
1- Witt S/ 2- Carpenter T/ 3- Haney I/ 7- Evans A/ 10- Gaines T/	2	16:13	2	15:21	00:52	0-1	-1	0	0	0	0	0.0000
1- Witt S/ 2- Carpenter T/ 3- Haney I/ 4- Thomas L/ 7- Evans A/	2	15:21	2	13:24	01:57	2-4	-2	0	1	0	0	0.6944
2- Carpenter T/ 3- Haney I/ 4- Thomas L/ 6- Loos D/ 7- Evans A/	2	13:24	2	11:22	02:02	0-5	-5	3	0	1	0	0.0000
0- McCubbin T/ 3- Haney I/ 4- Thomas L/ 6- Loos D/ 20- Lax Q/	2	11:22	2	09:52	01:30	2-3	-1	0	0	0	1	2.0000
0- McCubbin T/ 1- Witt S/ 3- Haney I/ 4- Thomas L/ 20- Lax Q/	2	09:52	2	07:58	01:54	4-7	-3	2	0	1	2	1.3333
0- McCubbin T/ 1- Witt S/ 4- Thomas L/ 10- Gaines T/ 20- Lax Q/	2	07:58	2	06:06	01:52	3-4	-1	0	1	0	0	0.7979
0- McCubbin T/ 1- Witt S/ 2- Carpenter T/ 4- Thomas L/ 10- Gaines T/	2	06:06	2	03:09	02:57	13-6	7	2	3	0	2	2.3050
1- Witt S/ 2- Carpenter T/ 4- Thomas L/ 10- Gaines T/ 14- Dawson D/	2	03:09	2	02:13	00:56	2-1	1	2	0	0	1	1.0000
2- Carpenter T/ 4- Thomas L/ 5- Daniel J/ 10- Gaines T/ 14- Dawson D/	2	02:13	2	01:04	01:09	2-3	-1	1	0	0	0	1.0000
2- Carpenter T/ 3- Haney I/ 5- Daniel J/ 10- Gaines T/ 14- Dawson D/	2	01:04	2	00:00	01:04	2-0	2	0	1	0	1	1.0000



Vanderbilt

Lineup	Quarter On	Time On	Quarter Off	Time Off	Time on Court	Score	Score Diff	Reb	Stl	Tov	Ass	PPP
4- Huffman G/ 5- Nickel T/ 11- Hoggard A/ 30- Manon C/ 99- McGlockton D/	1	20:00	1	15:01	04:59	9-4	5	4	2	1	2	1.0000
1- Edwards J/ 2- Collins M/ 11- Hoggard A/ 22- Carey J/ 99- McGlockton D/	1	15:01	1	13:05	01:56	4-2	2	1	0	0	1	1.3889
1- Edwards J/ 2- Collins M/ 3- Tanner T/ 11- Hoggard A/ 22- Carey J/	1	13:05	1	11:29	01:36	7-1	6	2	0	0	3	2.3333
1- Edwards J/ 2- Collins M/ 3- Tanner T/ 5- Nickel T/ 22- Carey J/	1	11:29	1	09:29	02:00	9-2	7	1	1	0	3	2.2500
2- Collins M/ 3- Tanner T/ 4- Huffman G/ 5- Nickel T/ 22- Carey J/	1	09:29	1	08:18	01:11	5-3	2	1	0	0	1	2.6596
2- Collins M/ 4- Huffman G/ 5- Nickel T/ 11- Hoggard A/ 22- Carey J/	1	08:18	1	07:49	00:29	1-0	1	0	1	0	0	2.2727
1- Edwards J/ 4- Huffman G/ 5- Nickel T/ 11- Hoggard A/ 22- Carey J/	1	07:49	1	07:02	00:47	2-2	0	0	0	0	0	2.0000
1- Edwards J/ 4- Huffman G/ 11- Hoggard A/ 30- Manon C/ 99- McGlockton D/	1	07:02	1	03:46	03:16	2-4	-2	4	1	2	0	0.3676
1- Edwards J/ 2- Collins M/ 11- Hoggard A/ 22- Carey J/ 30- Manon C/	1	03:46	1	02:56	00:50	1-0	1	2	0	1	0	0.3472
2- Collins M/ 3- Tanner T/ 11- Hoggard A/ 22- Carey J/ 30- Manon C/	1	02:56	2	20:00	02:56	7-2	5	4	1	0	0	1.5766
4- Huffman G/ 5- Nickel T/ 11- Hoggard A/ 30- Manon C/ 99- McGlockton D/	2	20:00	2	16:47	03:13	4-5	-1	3	1	4	2	0.5000
1- Edwards J/ 2- Collins M/ 3- Tanner T/ 22- Carey J/ 30- Manon C/	2	16:47	2	11:22	05:25	10-2	8	9	0	1	2	1.3089
1- Edwards J/ 2- Collins M/ 3- Tanner T/ 22- Carey J/ 99- McGlockton D/	2	11:22	2	08:33	02:49	5-6	-1	0	0	1	2	1.6667
1- Edwards J/ 2- Collins M/ 5- Nickel T/ 11- Hoggard A/ 99- McGlockton D/	2	08:33	2	07:58	00:35	5-0	5	0	1	0	0	2.1552
1- Edwards J/ 4- Huffman G/ 5- Nickel T/ 11- Hoggard A/ 99- McGlockton D/	2	07:58	2	06:27	01:31	3-3	0	3	0	2	1	1.0000
2- Collins M/ 4- Huffman G/ 5- Nickel T/ 11- Hoggard A/ 99- McGlockton D/	2	06:27	2	05:55	00:32	1-0	1	2	0	0	0	1.1364
2- Collins M/ 4- Huffman G/ 5- Nickel T/ 11- Hoggard A/ 22- Carey J/	2	05:55	2	05:32	00:23	0-4	-4	0	0	2	0	0.0000
2- Collins M/ 3- Tanner T/ 5- Nickel T/ 11- Hoggard A/ 22- Carey J/	2	05:32	2	04:52	00:40	0-3	-3	0	0	1	0	0.0000
2- Collins M/ 3- Tanner T/ 5- Nickel T/ 22- Carey J/ 30- Manon C/	2	04:52	2	03:54	00:58	3-3	0	0	0	0	0	2.2727
2- Collins M/ 3- Tanner T/ 5- Nickel T/ 24- Roberts J/ 30- Manon C/	2	03:54	2	03:09	00:45	3-3	0	1	0	0	1	2.0833
2- Collins M/ 3- Tanner T/ 5- Nickel T/ 21- Smith H/ 24- Roberts J/	2	03:09	2	03:09	00:00	1-0	1	0	0	0	0	2.2727
2- Collins M/ 3- Tanner T/ 10- Williams J/ 21- Smith H/ 24- Roberts J/	2	03:09	2	02:13	00:56	0-2	-2	1	0	0	0	0.0000
3- Tanner T/ 10- Williams J/ 15- Messer C/ 21- Smith H/ 24- Roberts J/	2	02:13	2	02:08	00:05	1-0	1	0	0	0	0	2.2727
10- Williams J/ 15- Messer C/ 21- Smith H/ 24- Roberts J/ 25- Keeffe M/	2	02:08	2	01:04	01:04	2-2	0	1	0	0	0	1.3889
7- Calton G/ 10- Williams J/ 15- Messer C/ 24- Roberts J/ 25- Keeffe M/	2	01:04	2	00:00	01:04	0-2	-2	1	0	2	0	0.0000



Austin Peay

Lineup	Time	Score	Score Diff	Pts/Min	Reb	Stl	Tov	Ass	PPP
0- McCubbin T/ 1- Witt S/ 3- Haney I/ 4- Thomas L/ 10- Gaines T/	08:54	8-16	-8	0.8974	9	1	3	0	0.5038
0- McCubbin T/ 4- Thomas L/ 6- Loos D/ 10- Gaines T/ 20- Lax Q/	04:05	4-7	-3	0.9796	3	2	3	0	0.4098
0- McCubbin T/ 1- Witt S/ 2- Carpenter T/ 4- Thomas L/ 10- Gaines T/	04:02	15-9	6	3.7190	3	3	0	2	1.9634
1- Witt S/ 2- Carpenter T/ 4- Thomas L/ 6- Loos D/ 20- Lax Q/	02:19	3-7	-4	1.2950	1	0	1	1	0.8721
2- Carpenter T/ 3- Haney I/ 4- Thomas L/ 6- Loos D/ 7- Evans A/	02:02	0-5	-5	0.0000	3	0	1	0	0.0000
1- Witt S/ 2- Carpenter T/ 3- Haney I/ 4- Thomas L/ 7- Evans A/	01:57	2-4	-2	1.0256	0	1	0	0	0.6944
0- McCubbin T/ 1- Witt S/ 3- Haney I/ 4- Thomas L/ 20- Lax Q/	01:54	4-7	-3	2.1053	2	0	1	2	1.3333
0- McCubbin T/ 1- Witt S/ 4- Thomas L/ 10- Gaines T/ 20- Lax Q/	01:52	3-4	-1	1.6071	0	1	0	0	0.7979
0- McCubbin T/ 3- Haney I/ 4- Thomas L/ 6- Loos D/ 20- Lax Q/	01:30	2-3	-1	1.3333	0	0	0	1	2.0000
0- McCubbin T/ 1- Witt S/ 2- Carpenter T/ 3- Haney I/ 4- Thomas L/	01:20	0-7	-7	0.0000	0	0	1	0	0.0000
0- McCubbin T/ 4- Thomas L/ 6- Loos D/ 12- Brookshire A/ 20- Lax Q/	01:18	2-0	2	1.5385	2	0	1	0	1.0000
0- McCubbin T/ 4- Thomas L/ 6- Loos D/ 10- Gaines T/ 12- Brookshire A/	01:16	2-2	0	1.5789	1	0	1	0	1.0000
0- McCubbin T/ 2- Carpenter T/ 4- Thomas L/ 6- Loos D/ 20- Lax Q/	01:13	0-4	-4	0.0000	0	0	1	0	0.0000
2- Carpenter T/ 4- Thomas L/ 5- Daniel J/ 10- Gaines T/ 14- Dawson D/	01:09	2-3	-1	1.7391	1	0	0	0	1.0000
2- Carpenter T/ 3- Haney I/ 5- Daniel J/ 10- Gaines T/ 14- Dawson D/	01:04	2-0	2	1.8750	0	1	0	1	1.0000
1- Witt S/ 2- Carpenter T/ 4- Thomas L/ 10- Gaines T/ 14- Dawson D/	00:56	2-1	1	2.1429	2	0	0	1	1.0000
1- Witt S/ 2- Carpenter T/ 3- Haney I/ 7- Evans A/ 10- Gaines T/	00:52	0-1	-1	0.0000	0	0	0	0	0.0000
0- McCubbin T/ 1- Witt S/ 4- Thomas L/ 10- Gaines T/ 12- Brookshire A/	00:47	1-0	1	1.2766	1	0	1	0	0.4098
0- McCubbin T/ 2- Carpenter T/ 6- Loos D/ 10- Gaines T/ 20- Lax Q/	00:46	3-5	-2	3.9130	0	0	0	1	3.0000
0- McCubbin T/ 1- Witt S/ 3- Haney I/ 10- Gaines T/ 12- Brookshire A/	00:40	0-0	0	0.0000	0	0	0	0	0.0000
3- Haney I/ 4- Thomas L/ 6- Loos D/ 10- Gaines T/ 14- Dawson D/	00:03	0-0	0	0.0000	1	0	0	0	0.0000
0- McCubbin T/ 2- Carpenter T/ 4- Thomas L/ 6- Loos D/ 10- Gaines T/	00:00	0-0	0	NaN	0	0	0	0	0.0000



Vanderbilt

Lineup	Time	Score	Score Diff	Pts/Min	Reb	Stl	Tov	Ass	PPP
4- Huffman G/ 5- Nickel T/ 11- Hoggard A/ 30- Manon C/ 99- McGlockton D/	08:12	13-9	4	1.5854	7	3	5	4	0.7647
1- Edwards J/ 2- Collins M/ 3- Tanner T/ 22- Carey J/ 30- Manon C/	05:25	10-2	8	1.8462	9	0	1	2	1.3089
1- Edwards J/ 4- Huffman G/ 11- Hoggard A/ 30- Manon C/ 99- McGlockton D/	03:16	2-4	-2	0.6122	4	1	2	0	0.3676
2- Collins M/ 3- Tanner T/ 11- Hoggard A/ 22- Carey J/ 30- Manon C/	02:56	7-2	5	2.3864	4	1	0	0	1.5766
1- Edwards J/ 2- Collins M/ 3- Tanner T/ 22- Carey J/ 99- McGlockton D/	02:49	5-6	-1	1.7751	0	0	1	2	1.6667
1- Edwards J/ 2- Collins M/ 3- Tanner T/ 5- Nickel T/ 22- Carey J/	02:00	9-2	7	4.5000	1	1	0	3	2.2500
1- Edwards J/ 2- Collins M/ 11- Hoggard A/ 22- Carey J/ 99- McGlockton D/	01:56	4-2	2	2.0690	1	0	0	1	1.3889
1- Edwards J/ 2- Collins M/ 3- Tanner T/ 11- Hoggard A/ 22- Carey J/	01:36	7-1	6	4.3750	2	0	0	3	2.3333
1- Edwards J/ 4- Huffman G/ 5- Nickel T/ 11- Hoggard A/ 99- McGlockton D/	01:31	3-3	0	1.9780	3	0	2	1	1.0000
2- Collins M/ 3- Tanner T/ 4- Huffman G/ 5- Nickel T/ 22- Carey J/	01:11	5-3	2	4.2254	1	0	0	1	2.6596
10- Williams J/ 15- Messer C/ 21- Smith H/ 24- Roberts J/ 25- Keeffe M/	01:04	2-2	0	1.8750	1	0	0	0	1.3889
7- Calton G/ 10- Williams J/ 15- Messer C/ 24- Roberts J/ 25- Keeffe M/	01:04	0-2	-2	0.0000	1	0	2	0	0.0000
2- Collins M/ 3- Tanner T/ 5- Nickel T/ 22- Carey J/ 30- Manon C/	00:58	3-3	0	3.1034	0	0	0	0	2.2727
2- Collins M/ 3- Tanner T/ 10- Williams J/ 21- Smith H/ 24- Roberts J/	00:56	0-2	-2	0.0000	1	0	0	0	0.0000
2- Collins M/ 4- Huffman G/ 5- Nickel T/ 11- Hoggard A/ 22- Carey J/	00:52	1-4	-3	1.1538	0	1	2	0	0.4098
1- Edwards J/ 2- Collins M/ 11- Hoggard A/ 22- Carey J/ 30- Manon C/	00:50	1-0	1	1.2000	2	0	1	0	0.3472
1- Edwards J/ 4- Huffman G/ 5- Nickel T/ 11- Hoggard A/ 22- Carey J/	00:47	2-2	0	2.5532	0	0	0	0	2.0000
2- Collins M/ 3- Tanner T/ 5- Nickel T/ 24- Roberts J/ 30- Manon C/	00:45	3-3	0	4.0000	1	0	0	1	2.0833
2- Collins M/ 3- Tanner T/ 5- Nickel T/ 11- Hoggard A/ 22- Carey J/	00:40	0-3	-3	0.0000	0	0	1	0	0.0000
1- Edwards J/ 2- Collins M/ 5- Nickel T/ 11- Hoggard A/ 99- McGlockton D/	00:35	5-0	5	8.5714	0	1	0	0	2.1552
2- Collins M/ 4- Huffman G/ 5- Nickel T/ 11- Hoggard A/ 99- McGlockton D/	00:32	1-0	1	1.8750	2	0	0	0	1.1364
3- Tanner T/ 10- Williams J/ 15- Messer C/ 21- Smith H/ 24- Roberts J/	00:05	1-0	1	12.0000	0	0	0	0	2.2727
2- Collins M/ 3- Tanner T/ 5- Nickel T/ 21- Smith H/ 24- Roberts J/	00:00	1-0	1	∞	0	0	0	0	2.2727