



Officials: Ted Valentine, A.J. Desai, Tommy Morrissey

Vanderbilt - 80

Record: 8-1

NO.	Name	F	Min	FG	3P	FT	Rebounds			Fouls		TP	AS	TO	ST	Blocks		+/-
				M-A	M-A	M-A	OR	DR	TOT	PF	FD					BS	BA	
5	Tyler Nickel	F	25:33	2-7	0-4	2-3	0	0	0	0	1	6	2	0	0	1	0	10
99	Devin McGlockton	F	22:17	3-3	0-0	0-1	1	3	4	1	1	6	2	1	1	1	0	1
4	Grant Huffman	G	26:10	4-7	1-1	0-0	1	2	3	0	0	9	1	2	4	0	0	9
11	A.J. Hoggard	G	28:00	2-7	1-4	0-0	0	1	1	0	1	5	3	2	0	0	0	13
30	Chris Manon	G	14:52	2-2	1-1	0-0	1	2	3	4	2	5	1	1	2	3	0	4
1	Jason Edwards		21:18	5-10	3-7	6-8	0	2	2	0	6	19	0	1	1	0	0	6
2	MJ Collins		23:28	5-12	3-9	2-2	0	3	3	0	1	15	1	0	0	0	1	8
22	Jaylen Carey		15:43	3-3	0-0	0-0	0	1	1	3	0	6	1	1	1	0	0	12
3	Tyler Tanner		18:36	3-4	0-1	3-4	0	3	3	3	4	9	3	0	1	0	0	15
24	JaQualon "JQ" Roberts		04:03	0-0	0-0	0-0	0	1	1	0	0	0	0	0	0	1	0	2
Team							2	4	6			0		0				
Totals				29-55	9-27	13-18	5	22	27	11	16	80	14	8	10	6	1	16

Shooting By Period		
1st FG%	15-29	51.7%
3PT%	6-17	35.3%
FT%	3-7	42.9%
2nd FG%	14-26	53.8%
3PT%	3-10	30.0%
FT%	10-11	90.9%
GM FG%	29-55	52.7%
3PT%	9-27	33.3%
FT%	13-18	72.2%

Dead Ball Rebounds: 3, 0

Technical Fouls::NONE

Virginia Tech - 64

Record: 3-5

NO.	Name	F	Min	FG	3P	FT	Rebounds			Fouls		TP	AS	TO	ST	Blocks		+/-
				M-A	M-A	M-A	OR	DR	TOT	PF	FD					BS	BA	
1	Tobi Lawal	F	19:18	1-1	0-0	0-0	1	4	5	2	0	2	0	1	2	1	0	-7
34	Mylyjael Poteat	F	29:51	5-10	0-0	4-4	3	4	7	1	3	14	0	2	0	0	2	-9
2	Jaden Schutt	G	34:02	5-11	5-11	0-0	0	4	4	1	0	15	3	2	1	0	0	-14
7	Brandon Rechsteiner	G	26:05	2-11	1-7	0-0	0	2	2	1	0	5	4	4	1	0	1	-15
10	Tyler Johnson	G	20:13	2-7	0-1	4-6	4	1	5	3	3	8	0	1	1	0	2	-9
3	Jaydon Young		23:23	2-5	1-4	0-0	0	1	1	4	0	5	0	0	1	0	0	-11
11	Ben Hammond		13:55	0-3	0-1	1-2	0	1	1	2	1	1	0	3	0	0	1	-1
13	Ben Burnham		22:48	4-9	1-5	1-1	3	3	6	2	3	10	4	1	1	0	0	-11
5	Patrick Wessler		08:03	2-3	0-0	0-0	1	1	2	0	1	4	0	0	0	0	0	-5
4	Rodney Brown Jr.		02:22	0-0	0-0	0-0	0	1	1	0	0	0	0	0	0	0	0	2
Team							2	1	3			0		1				
Totals				23-60	8-29	10-13	14	23	37	16	11	64	11	15	7	1	6	-16

Shooting By Period		
1st FG%	11-35	31.4%
3PT%	3-13	23.1%
FT%	9-9	100%
2nd FG%	12-25	48.0%
3PT%	5-16	31.3%
FT%	1-4	25%
GM FG%	23-60	38.3%
3PT%	8-29	27.6%
FT%	10-13	76.9%

Dead Ball Rebounds: 4, 0

Technical Fouls::NONE

	VAN	Hokies
Biggest lead	17 (2 nd 4:05)	3 (1 st 14:17)
Best Scoring Run	11 (1 st 9:05)	5 (1 st 18:13)
Lead Changes	8	
Times Tied	3	
Time with Lead	34:10	03:34

Points from	VAN	Hokies
Turnovers	28	12
Paint	36	28
Second Chance	7	11
Fast Breaks	12	7
Bench	49	20

	Period by Period Scoring		
	1st	2nd	TOT
VAN	39	41	80
Hokies	34	30	64



Period 1

Quarter Starters:

Hokies	1 Lawal T	2 Schutt J	7 Rechsteiner B	10 Johnson T	34 Poteat M
VAN	4 Huffman G	5 Nickel T	11 Hoggard A	30 Manon C	99 McGlockton D

Game Time	Hokies	Score	Diff	VAN
20:00	1 LAWAL T jumpball won			99 MCGLOCKTON D jumpball lost
19:49	34 POTEAT M 2pt FG in the paint, layup blocked			
19:49				30 MANON C block (1)
19:44				99 MCGLOCKTON D defensive rebound (1)
19:43				5 NICKEL T 3pt FG , jump shot missed
19:40	2 SCHUTT J defensive rebound (1)			
19:23	7 RECHSTEINER B 3pt FG , jump shot missed			
19:20				defensive rebound (2)
19:01		0-3	-3	11 HOGGARD A 3pt FG , jump shot made (3)
19:01				4 HUFFMAN G assist (1)
18:39	1 LAWAL T 2pt FG in the paint, driving layup made (2)	2-3	-1	
18:17	1 LAWAL T steal (1)			30 MANON C turnover lost ball (1)
18:13	2 SCHUTT J 3pt FG fast break from turnover, pull up jump shot made (3)	5-3	2	
17:58		5-6	-1	30 MANON C 3pt FG , jump shot made (3)
17:58				5 NICKEL T assist (1)
17:28	10 JOHNSON T foul drawn (1)			30 MANON C foul shooting (1 - 1)
17:28	10 JOHNSON T free throw 1 - 2 made (1)	6-6	0	
17:28	10 JOHNSON T free throw 2 - 2 made (2)	7-6	1	
17:04				5 NICKEL T 3pt FG , jump shot missed
17:02				offensive dead ball rebound (1)
17:02	2 SCHUTT J foul personal (1 - 1)			30 MANON C foul drawn (1)
16:56				5 NICKEL T 2pt FG second chance in the paint, turnaround jump shot missed
16:51				30 MANON C offensive rebound (1)
16:50				11 HOGGARD A 3pt FG second chance, jump shot missed
16:46	1 LAWAL T defensive rebound (1)			
16:35	7 RECHSTEINER B turnover bad pass (1)			
16:29		7-9	-2	4 HUFFMAN G 3pt FG from turnover, jump shot made (3)
16:29				99 MCGLOCKTON D assist (1)
16:06	7 RECHSTEINER B 3pt FG , jump shot missed			
16:06				defensive rebound (4)
16:06	1 LAWAL T substitution out			
16:06	7 RECHSTEINER B substitution out			
16:06	10 JOHNSON T substitution out			
16:06	3 YOUNG J substitution in			
16:06	11 HAMMOND B substitution in			
16:06	13 BURNHAM B substitution in			
16:06				4 HUFFMAN G substitution out
16:06				30 MANON C substitution out
16:06				99 MCGLOCKTON D substitution out
16:06				1 EDWARDS J substitution in
16:06				2 COLLINS M substitution in
16:06				22 CAREY J substitution in



Vanderbilt at Virginia Tech

12/04/24 Cassell Coliseum, Blacksburg
2024-25 Men's Basketball

Game Time: 9:15 PM
Game Duration: 1:54
Attendance: 4,973

Officials: Ted Valentine, A.J. Desai, Tommy Morrissey

Game Time	Hokies	Score	Diff	VAN
15:41				2 COLLINS M 3pt FG , jump shot missed
15:38	13 BURNHAM B defensive rebound (1)			
15:34	13 BURNHAM B 2pt FG in the paint, dunk, made (2)	9-9	0	
15:07				1 EDWARDS J 3pt FG , jump shot missed
15:03	34 POTEAT M defensive rebound (1)			
14:47	2 SCHUTT J 3pt FG , jump shot missed			
14:41	13 BURNHAM B offensive rebound (2)			
14:37	3 YOUNG J 3pt FG second chance, pull up jump shot missed			
14:35	offensive dead ball rebound (1)			
14:35	13 BURNHAM B foul drawn (1)			22 CAREY J foul personal (1 - 2)
14:35	Timeout media			
14:35	34 POTEAT M substitution out			
14:35	5 WESSLER P substitution in			
14:35				5 NICKEL T substitution out
14:35				11 HOGGARD A substitution out
14:35				3 TANNER T substitution in
14:35				99 MCGLOCKTON D substitution in
14:17	13 BURNHAM B 2pt FG second chance in the paint, floating jump shot made (4)	11-9	2	
14:17	13 BURNHAM B foul drawn (2)			22 CAREY J foul shooting (2 - 3)
14:17				22 CAREY J substitution out
14:17				24 ROBERTS J substitution in
14:17	13 BURNHAM B free throw 1 - 1 made (5)	12-9	3	
14:01		12-11	1	2 COLLINS M 2pt FG outside the paint, pull up jump shot made (2)
13:27	5 WESSLER P 2pt FG in the paint, hook shot missed			
13:22				1 EDWARDS J defensive rebound (1)
13:12				2 COLLINS M 3pt FG , jump shot missed
13:09	11 HAMMOND B defensive rebound (1)			
13:05	11 HAMMOND B 2pt FG in the paint, driving layup blocked			
13:05				24 ROBERTS J block (1)
13:04	13 BURNHAM B offensive rebound (3)			
13:03	13 BURNHAM B 2pt FG second chance in the paint, layup missed			
13:02	5 WESSLER P offensive rebound (1)			
13:01	5 WESSLER P 2pt FG second chance in the paint, layup made (2)	14-11	3	
12:32		14-13	1	3 TANNER T 2pt FG in the paint, driving layup made (2)
12:32	5 WESSLER P foul drawn (1)			3 TANNER T foul personal (1 - 4)
12:32	2 SCHUTT J substitution out			
12:32	5 WESSLER P substitution out			
12:32	10 JOHNSON T substitution in			
12:32	34 POTEAT M substitution in			
12:32				24 ROBERTS J substitution out
12:32				11 HOGGARD A substitution in
12:23	11 HAMMOND B turnover lost ball (1)			99 MCGLOCKTON D steal (1)
12:20	3 YOUNG J foul personal (1 - 2)			3 TANNER T foul drawn (1)
12:08		14-15	-1	3 TANNER T 2pt FG from turnover in the paint, floating jump shot made (4)
11:43	3 YOUNG J 3pt FG , pull up jump shot missed			
11:39	34 POTEAT M offensive rebound (2)			



Vanderbilt at Virginia Tech

12/04/24 Cassell Coliseum, Blacksburg
2024-25 Men's Basketball

Game Time: 9:15 PM
Game Duration: 1:54
Attendance: 4,973

Officials: Ted Valentine, A.J. Desai, Tommy Morrissey

Game Time	Hokies	Score	Diff	VAN
11:39	34 POTEAT M foul drawn (1)			99 MCGLOCKTON D foul shooting (1 - 5)
11:39	Timeout media			
11:39	34 POTEAT M free throw 1 - 2 made (1)	15-15	0	
11:39	34 POTEAT M free throw 2 - 2 made (2)	16-15	1	
11:28		16-17	-1	2 COLLINS M 2pt FG in the paint, layup made (4)
11:28				99 MCGLOCKTON D assist (2)
11:03	10 JOHNSON T 2pt FG in the paint, driving layup missed			
11:01	offensive rebound (10)			
11:01	13 BURNHAM B substitution out			
11:01	1 LAWAL T substitution in			
10:53	34 POTEAT M 2pt FG second chance in the paint, dunk, blocked			
10:53				99 MCGLOCKTON D block (1)
10:47				2 COLLINS M defensive rebound (1)
10:41				11 HOGGARD A 2pt FG outside the paint, pull up jump shot missed
10:36	34 POTEAT M defensive rebound (3)			
10:26	1 LAWAL T turnover lost ball (1)			
10:26				11 HOGGARD A substitution out
10:26				99 MCGLOCKTON D substitution out
10:26				4 HUFFMAN G substitution in
10:26				22 CAREY J substitution in
10:11	10 JOHNSON T foul personal (1 - 3)			3 TANNER T foul drawn (2)
10:11	3 YOUNG J substitution out			
10:11	2 SCHUTT J substitution in			
10:11				1 EDWARDS J substitution out
10:11				5 NICKEL T substitution in
09:58		16-20	-4	2 COLLINS M 3pt FG from turnover, jump shot made (7)
09:58				22 CAREY J assist (1)
09:41	11 HAMMOND B 2pt FG in the paint, driving layup missed			
09:38				3 TANNER T defensive rebound (1)
09:35		16-23	-7	2 COLLINS M 3pt FG , pull up jump shot made (10)
09:35				3 TANNER T assist (1)
09:34	Timeout 30 Sec			
09:34	11 HAMMOND B substitution out			
09:34	7 RECHSTEINER B substitution in			
09:34				22 CAREY J substitution out
09:34				24 ROBERTS J substitution in
09:15	34 POTEAT M turnover bad pass (1)			4 HUFFMAN G steal (1)
09:09				4 HUFFMAN G 2pt FG from turnover in the paint, driving layup missed
09:09				offensive rebound (8)
09:05		16-26	-10	2 COLLINS M 3pt FG from turnover second chance, jump shot made (13)
09:05				3 TANNER T assist (2)
08:34	10 JOHNSON T 2pt FG in the paint, pull up jump shot blocked			
08:34				5 NICKEL T block (1)
08:29	34 POTEAT M offensive rebound (4)			
08:28	34 POTEAT M 2pt FG second chance in the paint, layup missed			
08:24				24 ROBERTS J defensive rebound (1)
08:14				3 TANNER T 3pt FG , step back jump shot missed



Vanderbilt at Virginia Tech

12/04/24 Cassell Coliseum, Blacksburg
2024-25 Men's Basketball

Officials: Ted Valentine, A.J. Desai, Tommy Morrissey

Game Time	Hokies	Score	Diff	VAN
08:10	7 RECHSTEINER B defensive rebound (1)			
08:03	2 SCHUTT J 3pt FG , jump shot made (6)	19-26	-7	
08:03	7 RECHSTEINER B assist (1)			
07:50				2 COLLINS M 3pt FG , jump shot missed
07:46	7 RECHSTEINER B defensive rebound (2)			
07:40	10 JOHNSON T 3pt FG , jump shot missed			
07:38				defensive rebound (10)
07:38	Timeout media			
07:38	10 JOHNSON T substitution out			
07:38	3 YOUNG J substitution in			
07:38				2 COLLINS M substitution out
07:38				3 TANNER T substitution out
07:38				24 ROBERTS J substitution out
07:38				1 EDWARDS J substitution in
07:38				11 HOGGARD A substitution in
07:38				22 CAREY J substitution in
07:26				1 EDWARDS J 3pt FG , jump shot missed
07:23	3 YOUNG J defensive rebound (1)			
07:05	34 POTEAT M 2pt FG in the paint, layup made (4)	21-26	-5	
07:05	2 SCHUTT J assist (1)			
06:45		21-28	-7	22 CAREY J 2pt FG in the paint, layup made (2)
06:45				11 HOGGARD A assist (1)
06:23	34 POTEAT M 2pt FG in the paint, floating jump shot missed			
06:19				22 CAREY J defensive rebound (1)
06:13		21-30	-9	1 EDWARDS J 2pt FG in the paint, driving layup made (2)
05:52	34 POTEAT M 2pt FG in the paint, hook shot made (6)	23-30	-7	
05:52	7 RECHSTEINER B assist (2)			
05:42	3 YOUNG J steal (1)			4 HUFFMAN G turnover bad pass (1)
05:38	2 SCHUTT J 3pt FG from turnover, jump shot missed			
05:35				11 HOGGARD A defensive rebound (1)
05:31	3 YOUNG J foul shooting (2 - 4)			1 EDWARDS J foul drawn (1)
05:31				1 EDWARDS J free throw fast break 1 - 2 missed
05:31				offensive dead ball rebound (2)
05:31	1 LAWAL T substitution out			
05:31	13 BURNHAM B substitution in			
05:31				4 HUFFMAN G substitution out
05:31				5 NICKEL T substitution out
05:31				22 CAREY J substitution out
05:31				2 COLLINS M substitution in
05:31				30 MANON C substitution in
05:31				99 MCGLOCKTON D substitution in
05:31				1 EDWARDS J free throw fast break 2 - 2 missed
05:29	13 BURNHAM B defensive rebound (4)			
05:17	34 POTEAT M 2pt FG in the paint, layup made (8)	25-30	-5	
05:17	7 RECHSTEINER B assist (3)			
05:17	34 POTEAT M foul drawn (2)			30 MANON C foul shooting (2 - 6)
05:17	34 POTEAT M free throw 1 - 1 made (9)	26-30	-4	
05:17	3 YOUNG J substitution out			
05:17	10 JOHNSON T substitution in			



Vanderbilt at Virginia Tech

12/04/24 Cassell Coliseum, Blacksburg
2024-25 Men's Basketball

Game Time: 9:15 PM
Game Duration: 1:54
Attendance: 4,973

Officials: Ted Valentine, A.J. Desai, Tommy Morrissey

Game Time	Hokies	Score	Diff	VAN
05:06	7 RECHSTEINER B steal (1)			11 HOGGARD A turnover lost ball (1)
05:01	7 RECHSTEINER B 2pt FG from turnover in the paint, driving layup blocked			
05:01				30 MANON C block (2)
04:56				99 MCGLOCKTON D defensive rebound (2)
04:53	2 SCHUTT J steal (1)			1 EDWARDS J turnover bad pass (1)
04:34	7 RECHSTEINER B turnover lost ball (2)			
04:32	10 JOHNSON T foul shooting (2 - 5)			2 COLLINS M foul drawn (1)
04:32		26-31	-5	2 COLLINS M free throw fast break 1 - 2 made (14)
04:32				1 EDWARDS J substitution out
04:32				11 HOGGARD A substitution out
04:32				3 TANNER T substitution in
04:32				4 HUFFMAN G substitution in
04:32		26-32	-6	2 COLLINS M free throw fast break 2 - 2 made (15)
04:15	7 RECHSTEINER B 2pt FG outside the paint, step back jump shot missed			
04:11				30 MANON C defensive rebound (2)
04:11	13 BURNHAM B foul personal (1 - 6)			30 MANON C foul drawn (2)
03:46				2 COLLINS M 3pt FG , jump shot missed
03:43	34 POTEAT M defensive rebound (5)			
03:27	13 BURNHAM B 3pt FG , jump shot missed			
03:24				3 TANNER T defensive rebound (2)
03:07		26-34	-8	99 MCGLOCKTON D 2pt FG in the paint, dunk, made (2)
03:07				30 MANON C assist (1)
02:49	10 JOHNSON T 2pt FG in the paint, layup blocked			
02:49				30 MANON C block (3)
02:46	10 JOHNSON T offensive rebound (1)			
02:45	10 JOHNSON T 2pt FG second chance in the paint, layup missed			
02:44	10 JOHNSON T offensive rebound (2)			
02:44	10 JOHNSON T foul drawn (2)			30 MANON C foul shooting (3 - 7)
02:44	Timeout media			
02:44	7 RECHSTEINER B substitution out			
02:44	34 POTEAT M substitution out			
02:44	5 WESSLER P substitution in			
02:44	11 HAMMOND B substitution in			
02:44				30 MANON C substitution out
02:44				5 NICKEL T substitution in
02:44	10 JOHNSON T free throw 1 - 2 made (3)	27-34	-7	
02:44	10 JOHNSON T free throw 2 - 2 made (4)	28-34	-6	
02:44	10 JOHNSON T substitution out			
02:44	4 BROWN JR. R substitution in			
02:35				4 HUFFMAN G turnover lost ball (2)
02:25	2 SCHUTT J 3pt FG from turnover, jump shot made (9)	31-34	-3	
02:25	13 BURNHAM B assist (1)			
02:11				5 NICKEL T 3pt FG , jump shot missed
02:08	4 BROWN JR. R defensive rebound (1)			
01:56	13 BURNHAM B 3pt FG , jump shot missed			
01:53				2 COLLINS M defensive rebound (2)
01:44	11 HAMMOND B foul personal (1 - 7)			99 MCGLOCKTON D foul drawn (1)



Vanderbilt at Virginia Tech

12/04/24 Cassell Coliseum, Blacksburg
2024-25 Men's Basketball

Officials: Ted Valentine, A.J. Desai, Tommy Morrissey

Game Time	Hokies	Score	Diff	VAN
01:44	5 WESSLER P substitution out			
01:44	34 POTEAT M substitution in			
01:44				5 NICKEL T substitution out
01:44				11 HOGGARD A substitution in
01:44				99 MCGLOCKTON D 1&1 free throw 1 missed
01:42	2 SCHUTT J defensive rebound (2)			
01:30	11 HAMMOND B turnover bad pass (2)			4 HUFFMAN G steal (2)
01:27		31-36	-5	4 HUFFMAN G 2pt FG fast break from turnover in the paint, driving layups made (5)
00:59	34 POTEAT M 2pt FG in the paint, dunk, made (11)	33-36	-3	
00:59	13 BURNHAM B assist (2)			
00:59	34 POTEAT M foul drawn (3)			3 TANNER T foul shooting (2 - 8)
00:59	11 HAMMOND B substitution out			
00:59	7 RECHSTEINER B substitution in			
00:59	34 POTEAT M free throw 1 - 1 made (12)	34-36	-2	
00:48		34-38	-4	11 HOGGARD A 2pt FG in the paint, driving layup made (5)
00:21	34 POTEAT M turnover lost ball (2)			3 TANNER T steal (1)
00:21	34 POTEAT M foul personal (1 - 8)			3 TANNER T foul drawn (3)
00:21				99 MCGLOCKTON D substitution out
00:21				24 ROBERTS J substitution in
00:21	4 BROWN JR. R substitution out			
00:21	3 YOUNG J substitution in			
00:21		34-39	-5	3 TANNER T 1&1 free throw 1 made (5)
00:21				3 TANNER T 1&1 free throw 2 missed
00:20	13 BURNHAM B defensive rebound (5)			
00:01	2 SCHUTT J 3pt FG , step back jump shot missed			
00:00	offensive dead ball rebound (2)			
END OF PERIOD				
Hokies 34-39 VAN				



Vanderbilt at Virginia Tech

12/04/24 Cassell Coliseum, Blacksburg
2024-25 Men's Basketball

Game Time: 9:15 PM
Game Duration: 1:54
Attendance: 4,973

Officials: Ted Valentine, A.J. Desai, Tommy Morrissey

Vanderbilt - 39

NO.	Name	F	Min	FG			3P			FT			Rebounds			Fouls		TP	AS	TO	ST	Blocks		+/-
				M-A	M-A	M-A	OR	DR	TOT	PF	FD	BS	BA											
5	Tyler Nickel	F	11:05	0-4	0-3	0-0	0	0	0	0	0	0	0	0	0	0	1	0	0	0	1	0	1	
99	Devin McGlockton	F	13:12	1-1	0-0	0-1	0	2	2	1	1	2	2	0	1	2	2	0	1	1	1	0	0	
4	Grant Huffman	G	13:21	2-3	1-1	0-0	0	0	0	0	0	5	1	2	2	0	0	8						
11	A.J. Hoggard	G	12:21	2-4	1-2	0-0	0	1	1	0	0	5	1	1	0	0	2							
30	Chris Manon	G	06:41	1-1	1-1	0-0	1	1	2	3	2	3	1	1	0	3	0	3						
1	Jason Edwards		09:01	1-3	0-2	0-2	0	1	1	0	1	2	0	1	0	0	0	0	0	0	0	0	-3	
2	MJ Collins		13:59	5-9	3-7	2-2	0	2	2	0	1	15	0	0	0	0	0	0	0	0	0	3		
22	Jaylen Carey		04:48	1-1	0-0	0-0	0	1	1	2	0	2	1	0	0	0	0	0	0	0	0	2		
3	Tyler Tanner		11:29	2-3	0-1	1-2	0	2	2	2	3	5	2	0	1	0	0	0	0	0	0	7		
24	JaQualon "JQ" Roberts		04:03	0-0	0-0	0-0	0	1	1	0	0	0	0	0	0	0	0	0	0	1	0	2		
Team												1	3	4		0		0						
Totals				15-29	6-17	3-7	2	14	16	8	8	39	9	5	4	6	0	5						

Shooting By Period		
1st FG%	15-29	51.7%
3PT%	6-17	35.3%
FT%	3-7	42.9%
GM FG%	15-29	51.7%
3PT%	6-17	35.3%
FT%	3-7	42.9%

Dead Ball Rebounds: 2, 0

Technical Fouls::NONE

Virginia Tech - 34

NO.	Name	F	Min	FG			3P			FT			Rebounds			Fouls		TP	AS	TO	ST	Blocks		+/-
				M-A	M-A	M-A	OR	DR	TOT	PF	FD	BS	BA											
1	Tobi Lawal	F	09:24	1-1	0-0	0-0	0	1	1	0	0	2	0	1	1	0	0	0	1	1	0	0	-8	
34	Mylyjael Poteat	F	16:57	4-8	0-0	4-4	2	3	5	1	3	12	0	2	0	0	2	0	0	0	2	-11		
2	Jaden Schutt	G	17:39	3-6	3-6	0-0	0	2	2	1	0	9	1	0	1	0	0	0	0	0	0	-3		
7	Brandon Rechsteiner	G	11:44	0-4	0-2	0-0	0	2	2	0	0	0	3	2	1	0	1	0	1	0	1	-5		
10	Tyler Johnson	G	11:21	0-5	0-1	4-4	2	0	2	2	2	4	0	0	0	0	0	0	0	0	2	-12		
3	Jaydon Young		08:38	0-2	0-2	0-0	0	1	1	2	0	0	0	0	0	1	0	0	0	0	0	3		
11	Ben Hammond		08:16	0-2	0-0	0-0	0	1	1	1	0	0	0	2	0	0	1	0	0	0	1	0		
13	Ben Burnham		10:36	2-5	0-2	1-1	2	3	5	1	2	5	2	0	0	0	0	0	0	0	0	3		
5	Patrick Wessler		03:03	1-2	0-0	0-0	1	0	1	0	1	2	0	0	0	0	0	0	0	0	0	6		
4	Rodney Brown Jr.		02:22	0-0	0-0	0-0	0	1	1	0	0	0	0	0	0	0	0	0	0	0	0	2		
Team												1	0	1		0		0						
Totals				11-35	3-13	9-9	8	14	22	8	8	34	6	7	4	0	6	-5						

Shooting By Period		
1st FG%	11-35	31.4%
3PT%	3-13	23.1%
FT%	9-9	100%
GM FG%	11-35	31.4%
3PT%	3-13	23.1%
FT%	9-9	100.0%

Dead Ball Rebounds: 2, 0

Technical Fouls::NONE

	VAN	Hokies
Biggest lead	10 (1 st 9:05)	3 (1 st 14:17)
Best Scoring Run	11(1 st 9:05)	5(1 st 18:13)
Lead Changes	8	
Times Tied	3	
Time with Lead	14:10	03:34

Points from	VAN	Hokies
Turnovers	16	6
Paint	16	16
Second Chance	3	9
Fast Breaks	4	3
Bench	24	7

	Period by Period Scoring		
	1st	2nd	TOT
VAN	39	41	80
Hokies	34	30	64



Vanderbilt at Virginia Tech

12/04/24 Cassell Coliseum, Blacksburg
2024-25 Men's Basketball

Game Time: 9:15 PM
Game Duration: 1:54
Attendance: 4,973

Officials: Ted Valentine, A.J. Desai, Tommy Morrissey

Period 2

Quarter Starters:

Hokies	1 Lawal T	2 Schutt J	7 Rechsteiner B	10 Johnson T	34 Poteat M
VAN	4 Huffman G	5 Nickel T	11 Hoggard A	30 Manon C	99 McGlockton D

Game Time	Hokies	Score	Diff	VAN
20:00	3 YOUNG J substitution out			
20:00	13 BURNHAM B substitution out			
20:00	1 LAWAL T substitution in			
20:00	10 JOHNSON T substitution in			
20:00				2 COLLINS M substitution out
20:00				3 TANNER T substitution out
20:00				24 ROBERTS J substitution out
20:00				5 NICKEL T substitution in
20:00				30 MANON C substitution in
20:00				99 MCGLOCKTON D substitution in
19:48		34-41	-7	4 HUFFMAN G 2pt FG in the paint, layup made (7)
19:48				11 HOGGARD A assist (2)
19:23	7 RECHSTEINER B 3pt FG , step back jump shot made (3)	37-41	-4	
18:52		37-43	-6	99 MCGLOCKTON D 2pt FG in the paint, layup made (4)
18:52				11 HOGGARD A assist (3)
18:33	7 RECHSTEINER B 2pt FG in the paint, pull up jump shot made (5)	39-43	-4	
18:00				4 HUFFMAN G 2pt FG in the paint, driving layup missed
17:52				4 HUFFMAN G offensive rebound (1)
17:52				4 HUFFMAN G 2pt FG second chance in the paint, tip-in layup missed
17:51	1 LAWAL T defensive rebound (2)			
17:31	10 JOHNSON T turnover travel (1)			
17:07		39-45	-6	5 NICKEL T 2pt FG from turnover outside the paint, step back jump shot made (2)
16:49	2 SCHUTT J 3pt FG , jump shot missed			
16:46				4 HUFFMAN G defensive rebound (2)
16:34	10 JOHNSON T steal (1)			11 HOGGARD A turnover lost ball (2)
16:30	10 JOHNSON T 2pt FG fast break from turnover in the paint, dunk, made (6)	41-45	-4	
16:30	2 SCHUTT J assist (2)			
16:00	1 LAWAL T steal (2)			99 MCGLOCKTON D turnover lost ball (1)
15:51	7 RECHSTEINER B 3pt FG from turnover, pull up jump shot missed			
15:49	10 JOHNSON T offensive rebound (3)			
15:49	Timeout media			
15:49				11 HOGGARD A substitution out
15:49				30 MANON C substitution out
15:49				99 MCGLOCKTON D substitution out
15:49				1 EDWARDS J substitution in
15:49				2 COLLINS M substitution in
15:49				22 CAREY J substitution in
15:46	7 RECHSTEINER B 3pt FG from turnover second chance, jump shot missed			
15:43	10 JOHNSON T offensive rebound (4)			



Vanderbilt at Virginia Tech

12/04/24 Cassell Coliseum, Blacksburg
2024-25 Men's Basketball

Game Time: 9:15 PM
Game Duration: 1:54
Attendance: 4,973

Officials: Ted Valentine, A.J. Desai, Tommy Morrissey

Game Time	Hokies	Score	Diff	VAN
15:41	10 JOHNSON T 2pt FG from turnover second chance in the paint, layup made (8)	43-45	-2	
15:24				1 EDWARDS J 3pt FG , pull up jump shot missed
15:20	1 LAWAL T defensive rebound (3)			
15:13	7 RECHSTEINER B 3pt FG , pull up jump shot missed			
15:09	34 POTEAT M offensive rebound (6)			
15:06	34 POTEAT M 2pt FG second chance in the paint, layup missed			
15:03	1 LAWAL T offensive rebound (4)			
15:00	10 JOHNSON T foul drawn (3)			22 CAREY J foul shooting (3 - 1)
15:00	10 JOHNSON T free throw 1 - 2 missed			
15:00	offensive dead ball rebound (3)			
15:00	1 LAWAL T substitution out			
15:00	34 POTEAT M substitution out			
15:00	5 WESSLER P substitution in			
15:00	13 BURNHAM B substitution in			
14:56	10 JOHNSON T free throw 2 - 2 missed			
14:55				4 HUFFMAN G defensive rebound (3)
14:45	7 RECHSTEINER B foul personal (1 - 1)			1 EDWARDS J foul drawn (2)
14:45	10 JOHNSON T substitution out			
14:45	3 YOUNG J substitution in			
14:39		43-47	-4	1 EDWARDS J 2pt FG in the paint, driving layup made (4)
14:18	7 RECHSTEINER B 3pt FG , jump shot missed			
14:16				defensive rebound (20)
14:16				4 HUFFMAN G substitution out
14:16				11 HOGGARD A substitution in
14:03		43-49	-6	22 CAREY J 2pt FG in the paint, layup made (4)
14:03				2 COLLINS M assist (1)
13:50	2 SCHUTT J 3pt FG , jump shot missed			
13:46				1 EDWARDS J defensive rebound (2)
13:40		43-52	-9	1 EDWARDS J 3pt FG , jump shot made (7)
13:40				5 NICKEL T assist (2)
13:28	Timeout 30 Sec			
13:28	7 RECHSTEINER B substitution out			
13:28	11 HAMMOND B substitution in			
13:28				5 NICKEL T substitution out
13:28				30 MANON C substitution in
13:14	2 SCHUTT J turnover lost ball (1)			30 MANON C steal (1)
12:47				11 HOGGARD A 3pt FG from turnover, jump shot missed
12:43	2 SCHUTT J defensive rebound (3)			
12:23	13 BURNHAM B turnover lost ball (1)			22 CAREY J steal (1)
12:19	3 YOUNG J foul shooting (3 - 2)			1 EDWARDS J foul drawn (3)
12:19		43-53	-10	1 EDWARDS J free throw fast break 1 - 2 made (8)
12:19	5 WESSLER P substitution out			
12:19	34 POTEAT M substitution in			
12:19		43-54	-11	1 EDWARDS J free throw fast break 2 - 2 made (9)
12:05	13 BURNHAM B 3pt FG , jump shot missed			
12:03	offensive rebound (30)			
12:03	2 SCHUTT J substitution out			
12:03	10 JOHNSON T substitution in			



Vanderbilt at Virginia Tech

12/04/24 Cassell Coliseum, Blacksburg
2024-25 Men's Basketball

Game Time: 9:15 PM
Game Duration: 1:54
Attendance: 4,973

Officials: Ted Valentine, A.J. Desai, Tommy Morrissey

Game Time	Hokies	Score	Diff	VAN
11:49	11 HAMMOND B 3pt FG second chance, jump shot missed			
11:46				30 MANON C defensive rebound (3)
11:38	13 BURNHAM B steal (1)			22 CAREY J turnover bad pass (1)
11:35	13 BURNHAM B 2pt FG fast break from turnover in the paint, dunk, made (7)	45-54	-9	
11:03				2 COLLINS M 3pt FG , jump shot missed
11:00	10 JOHNSON T defensive rebound (5)			
10:56	3 YOUNG J 3pt FG , jump shot missed			
10:52	13 BURNHAM B offensive rebound (6)			
10:50	Timeout media			
10:45	11 HAMMOND B turnover bad pass (3)			30 MANON C steal (2)
10:42		45-56	-11	30 MANON C 2pt FG fast break from turnover in the paint, dunk, made (5)
10:16	3 YOUNG J 3pt FG , jump shot made (3)	48-56	-8	
10:16	13 BURNHAM B assist (3)			
09:55	10 JOHNSON T foul personal (3 - 3)			11 HOGGARD A foul drawn (1)
09:55	11 HAMMOND B substitution out			
09:55	7 RECHSTEINER B substitution in			
09:55				2 COLLINS M substitution out
09:55				3 TANNER T substitution in
09:49		48-59	-11	1 EDWARDS J 3pt FG , jump shot made (12)
09:49				3 TANNER T assist (3)
09:28	13 BURNHAM B foul drawn (3)			30 MANON C foul personal (4 - 2)
09:28				30 MANON C substitution out
09:28				5 NICKEL T substitution in
09:20	3 YOUNG J 2pt FG outside the paint, step back jump shot made (5)	50-59	-9	
09:08	13 BURNHAM B foul shooting (2 - 4)			3 TANNER T foul drawn (4)
09:07		50-60	-10	3 TANNER T free throw 1 - 2 made (6)
09:07		50-61	-11	3 TANNER T free throw 2 - 2 made (7)
08:38	13 BURNHAM B 3pt FG , jump shot missed			
08:35				3 TANNER T defensive rebound (3)
08:28				1 EDWARDS J 2pt FG outside the paint, floating jump shot missed
08:26	defensive rebound (33)			
08:26	10 JOHNSON T substitution out			
08:26	2 SCHUTT J substitution in			
08:26				1 EDWARDS J substitution out
08:26				4 HUFFMAN G substitution in
08:01	34 POTEAT M 2pt FG in the paint, dunk, made (14)	52-61	-9	
08:01	7 RECHSTEINER B assist (4)			
07:43	3 YOUNG J foul shooting (4 - 5)			5 NICKEL T foul drawn (1)
07:43	Timeout media			
07:43		52-62	-10	5 NICKEL T free throw 1 - 3 made (3)
07:43		52-63	-11	5 NICKEL T free throw 2 - 3 made (4)
07:42				5 NICKEL T free throw 3 - 3 missed
07:41	34 POTEAT M defensive rebound (7)			
07:13	turnover shot clock (12)			
07:13	34 POTEAT M substitution out			
07:13	5 WESSLER P substitution in			



Vanderbilt at Virginia Tech

12/04/24 Cassell Coliseum, Blacksburg
2024-25 Men's Basketball

Game Time: 9:15 PM
Game Duration: 1:54
Attendance: 4,973

Officials: Ted Valentine, A.J. Desai, Tommy Morrissey

Game Time	Hokies	Score	Diff	VAN
06:58		52-65	-13	22 CAREY J 2pt FG from turnover in the paint, layup made (6)
06:41	2 SCHUTT J 3pt FG , jump shot made (12)	55-65	-10	
06:41	13 BURNHAM B assist (4)			
06:23				5 NICKEL T 3pt FG , jump shot missed
06:20	5 WESSLER P defensive rebound (2)			
06:07	5 WESSLER P 2pt FG in the paint, hook shot made (4)	57-65	-8	
05:38		57-67	-10	5 NICKEL T 2pt FG in the paint, driving layup made (6)
05:19	7 RECHSTEINER B turnover bad pass (3)			4 HUFFMAN G steal (3)
05:14		57-69	-12	3 TANNER T 2pt FG fast break from turnover in the paint, driving layup made (9)
04:58	2 SCHUTT J turnover bad pass (2)			4 HUFFMAN G steal (4)
04:54		57-71	-14	4 HUFFMAN G 2pt FG fast break from turnover in the paint, driving layup made (9)
04:54	Timeout 30 Sec			
04:54	5 WESSLER P substitution out			
04:54	13 BURNHAM B substitution out			
04:54	1 LAWAL T substitution in			
04:54	34 POTEAT M substitution in			
04:54				3 TANNER T substitution out
04:54				11 HOGGARD A substitution out
04:54				22 CAREY J substitution out
04:54				1 EDWARDS J substitution in
04:54				2 COLLINS M substitution in
04:54				99 MCGLOCKTON D substitution in
04:35	2 SCHUTT J 3pt FG , jump shot missed			
04:32				2 COLLINS M defensive rebound (3)
04:05		57-74	-17	1 EDWARDS J 3pt FG , jump shot made (15)
03:37	7 RECHSTEINER B 2pt FG in the paint, pull up jump shot missed			
03:34				99 MCGLOCKTON D defensive rebound (3)
03:06				2 COLLINS M 3pt FG , pull up jump shot missed
03:01	1 LAWAL T defensive rebound (5)			
02:47	7 RECHSTEINER B turnover lost ball (4)			1 EDWARDS J steal (1)
02:15				1 EDWARDS J 3pt FG from turnover, step back jump shot missed
02:12	2 SCHUTT J defensive rebound (4)			
02:09	2 SCHUTT J 3pt FG , pull up jump shot made (15)	60-74	-14	
02:06	Timeout 60 Sec			
02:06				Timeout media
02:06	7 RECHSTEINER B substitution out			
02:06	34 POTEAT M substitution out			
02:06	11 HAMMOND B substitution in			
02:06	13 BURNHAM B substitution in			
02:06				2 COLLINS M substitution out
02:06				5 NICKEL T substitution out
02:06				3 TANNER T substitution in
02:06				11 HOGGARD A substitution in
01:40				11 HOGGARD A 2pt FG in the paint, layup missed
01:34				99 MCGLOCKTON D offensive rebound (4)
01:34		60-76	-16	99 MCGLOCKTON D 2pt FG second chance in the paint, tip-in layup made (6)



Vanderbilt at Virginia Tech

12/04/24 Cassell Coliseum, Blacksburg
2024-25 Men's Basketball

Officials: Ted Valentine, A.J. Desai, Tommy Morrissey

Game Time	Hokies	Score	Diff	VAN
01:24	13 BURNHAM B 3pt FG , jump shot made (10)	63-76	-13	
01:24	2 SCHUTT J assist (3)			
01:21				4 HUFFMAN G substitution out
01:21				5 NICKEL T substitution in
01:00	1 LAWAL T foul personal (1 - 6)			1 EDWARDS J foul drawn (4)
00:47	1 LAWAL T foul personal (2 - 7)			1 EDWARDS J foul drawn (5)
00:47		63-77	-14	1 EDWARDS J 1&1 free throw 1 made (16)
00:47		63-78	-15	1 EDWARDS J 1&1 free throw 2 made (17)
00:47				5 NICKEL T substitution out
00:47				2 COLLINS M substitution in
00:38	11 HAMMOND B foul drawn (1)			3 TANNER T foul shooting (3 - 3)
00:38	11 HAMMOND B free throw 1 - 2 missed			
00:38	offensive dead ball rebound (4)			
00:38	11 HAMMOND B free throw 2 - 2 made (1)	64-78	-14	
00:10				2 COLLINS M 2pt FG in the paint, driving layup blocked
00:10	1 LAWAL T block (1)			
00:10				offensive rebound (27)
00:07				11 HOGGARD A 3pt FG second chance, step back jump shot missed
00:05				offensive dead ball rebound (3)
00:05	11 HAMMOND B foul personal (2 - 8)			1 EDWARDS J foul drawn (6)
00:05		64-79	-15	1 EDWARDS J 1&1 free throw 1 made (18)
00:05		64-80	-16	1 EDWARDS J 1&1 free throw 2 made (19)
END OF GAME				
Hokies 64-80 VAN				



Vanderbilt at Virginia Tech

12/04/24 Cassell Coliseum, Blacksburg
2024-25 Men's Basketball

Game Time: 9:15 PM
Game Duration: 1:54
Attendance: 4,973

Officials: Ted Valentine, A.J. Desai, Tommy Morrissey

Vanderbilt - 41

NO.	Name	Min	FG			Rebounds			Fouls		TP	AS	TO	ST	Blocks		+/-
			M-A	M-A	M-A	OR	DR	TOT	PF	FD					BS	BA	
5	Tyler Nickel	F 14:28	2-3	0-1	2-3	0	0	0	0	1	6	1	0	0	0	0	9
99	Devin McGlockton	F 09:05	2-2	0-0	0-0	1	1	2	0	0	4	0	1	0	0	0	1
4	Grant Huffman	G 12:49	2-4	0-0	0-0	1	2	3	0	0	4	0	0	2	0	0	1
11	A.J. Hoggard	G 15:39	0-3	0-2	0-0	0	0	0	0	1	0	2	1	0	0	0	11
30	Chris Manon	G 08:11	1-1	0-0	0-0	0	1	1	1	0	2	0	0	2	0	0	1
24	JaQualon "JQ" Roberts	00:00	0-0	0-0	0-0	0	0	0	0	0	0	0	0	0	0	0	0
1	Jason Edwards	12:17	4-7	3-5	6-6	0	1	1	0	5	17	0	0	1	0	0	9
2	MJ Collins	09:29	0-3	0-2	0-0	0	1	1	0	0	0	1	0	0	0	1	5
22	Jaylen Carey	10:55	2-2	0-0	0-0	0	0	0	1	0	4	0	1	1	0	0	10
3	Tyler Tanner	07:07	1-1	0-0	2-2	0	1	1	1	1	4	1	0	0	0	0	8
Team						1	1	2			0		0				
Totals			14-26	3-10	10-11	3	8	11	3	8	41	5	3	6	0	1	11

Shooting By Period		
2 nd FG%	14-26	53.8%
3PT%	3-10	30.0%
FT%	10-11	90.9%
GM FG%	14-26	53.8%
3PT%	3-10	30.0%
FT%	10-11	90.9%

Dead Ball Rebounds: 1, 0

Technical Fouls::NONE

Virginia Tech - 30

NO.	Name	Min	FG			Rebounds			Fouls		TP	AS	TO	ST	Blocks		+/-
			M-A	M-A	M-A	OR	DR	TOT	PF	FD					BS	BA	
1	Tobi Lawal	F 09:54	0-0	0-0	0-0	1	3	4	2	0	0	0	0	1	1	0	1
34	Mylyjael Poteat	F 12:54	1-2	0-0	0-0	1	1	2	0	0	2	0	0	0	0	0	2
2	Jaden Schutt	G 16:23	2-5	2-5	0-0	0	2	2	0	0	6	2	2	0	0	0	-11
7	Brandon Rechsteiner	G 14:21	2-7	1-5	0-0	0	0	0	1	0	5	1	2	0	0	0	-10
10	Tyler Johnson	G 08:52	2-2	0-0	0-2	2	1	3	1	1	4	0	1	1	0	0	3
5	Patrick Wessler	05:00	1-1	0-0	0-0	0	1	1	0	0	2	0	0	0	0	0	-11
13	Ben Burnham	12:12	2-4	1-3	0-0	1	0	1	1	1	5	2	1	1	0	0	-14
3	Jaydon Young	14:45	2-3	1-2	0-0	0	0	0	2	0	5	0	0	0	0	0	-14
11	Ben Hammond	05:39	0-1	0-1	1-2	0	0	0	1	1	1	0	1	0	0	0	-1
Team						1	1	2			0		1				
Totals			12-25	5-16	1-4	6	9	15	8	3	30	5	8	3	1	0	-11

Shooting By Period		
2 nd FG%	12-25	48.0%
3PT%	5-16	31.3%
FT%	1-4	25%
GM FG%	12-25	48.0%
3PT%	5-16	31.3%
FT%	1-4	25.0%

Dead Ball Rebounds: 2, 0

Technical Fouls::NONE

	VAN	Hokies
Biggest lead	17 (2 nd 4:05)	0 (1 st 20:00)
Best Scoring Run	9 (2 nd 12:19)	5 (2 nd 6:07)
Lead Changes	0	
Times Tied	0	
Time with Lead	19:48	00:00

Points from	VAN	Hokies
Turnovers	12	6
Paint	20	12
Second Chance	4	2
Fast Breaks	8	4
Bench	25	13

	Period by Period Scoring		
	1st	2nd	TOT
VAN	39	41	80
Hokies	34	30	64



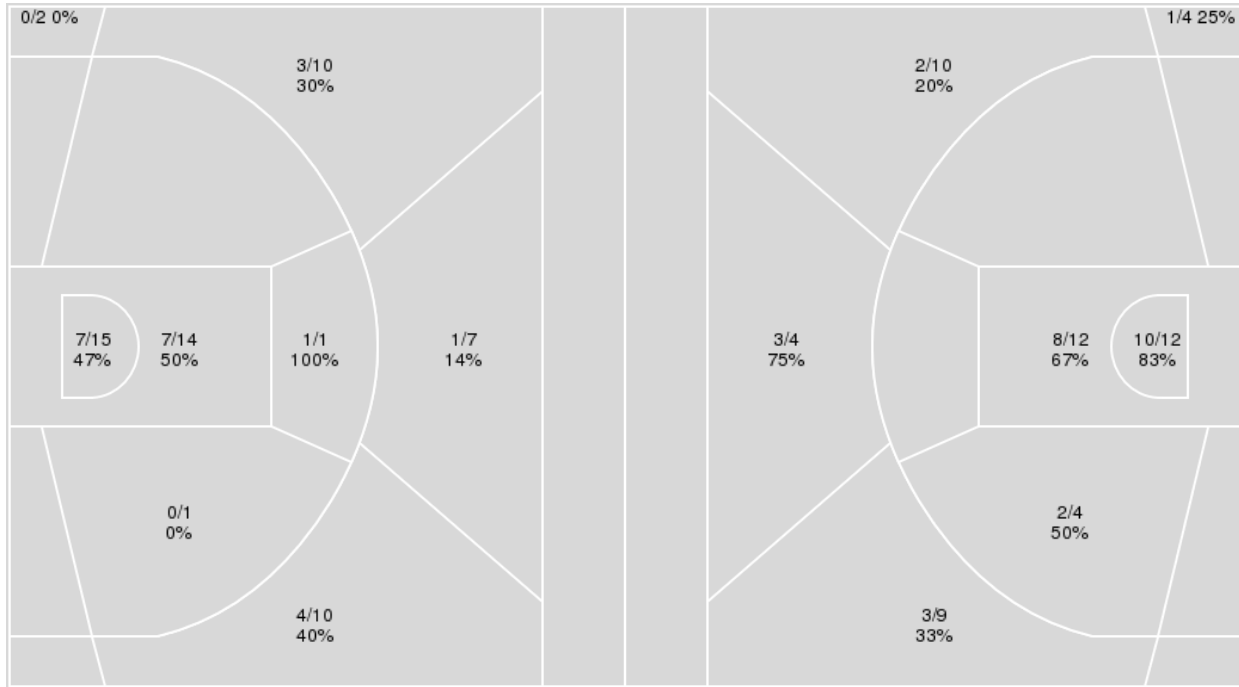
Officials: Ted Valentine, A.J. Desai, Tommy Morrissey

{ Players => All; } FG Types => All; Results => All;

{ Players => All; } FG Types => All; Results => All;

Virginia Tech

Vanderbilt



Virginia Tech	M/A	%
Field Goals	23/60	38
2 Points	15/31	48
3 Points	8/29	28
Free Throws	10/13	77

Vanderbilt	M/A	%
Field Goals	29/55	53
2 Points	20/28	71
3 Points	9/27	33
Free Throws	13/18	72



Vanderbilt at Virginia Tech

12/04/24 Cassell Coliseum, Blacksburg
2024-25 Men's Basketball

Officials: Ted Valentine, A.J. Desai, Tommy Morrissey

Vanderbilt

No	Name	Mins		Score		Points Diff		Points per Min		Assists		Rebounds		Steals		Turnovers	
		On	Off	On	Off	On	Off	On	Off	On	Off	On	Off	On	Off	On	Off
1	Jason Edwards	21:18	18:42	38 - 32	42 - 32	6	10	1.78	2.25	5	9	14	13	5	5	4	4
2	MJ Collins	23:28	16:32	42 - 34	38 - 30	8	8	1.79	2.30	7	7	17	10	8	2	4	4
3	Tyler Tanner	18:36	21:24	46 - 31	34 - 33	15	1	2.47	1.59	6	8	12	15	6	4	1	7
4	Grant Huffman	26:10	13:50	53 - 44	27 - 20	9	7	2.03	1.95	10	4	20	7	6	4	5	3
5	Tyler Nickel	25:33	14:27	52 - 42	28 - 22	10	6	2.04	1.94	11	3	19	8	4	6	5	3
11	A.J. Hoggard	28:00	12:00	59 - 46	21 - 18	13	3	2.11	1.75	10	4	15	12	8	2	7	1
22	Jaylen Carey	15:43	24:17	36 - 24	44 - 40	12	4	2.29	1.81	6	8	8	19	5	5	2	6
24	JaQualon "JQ" Roberts	04:03	35:57	8 - 6	72 - 58	2	14	1.98	2.00	1	13	4	23	1	9	0	8
30	Chris Manon	14:52	25:08	26 - 22	54 - 42	4	12	1.75	2.15	7	7	10	17	3	7	6	2
99	Devin McGlockton	22:17	17:43	40 - 39	40 - 25	1	15	1.79	2.26	7	7	16	11	4	6	6	2

Virginia Tech

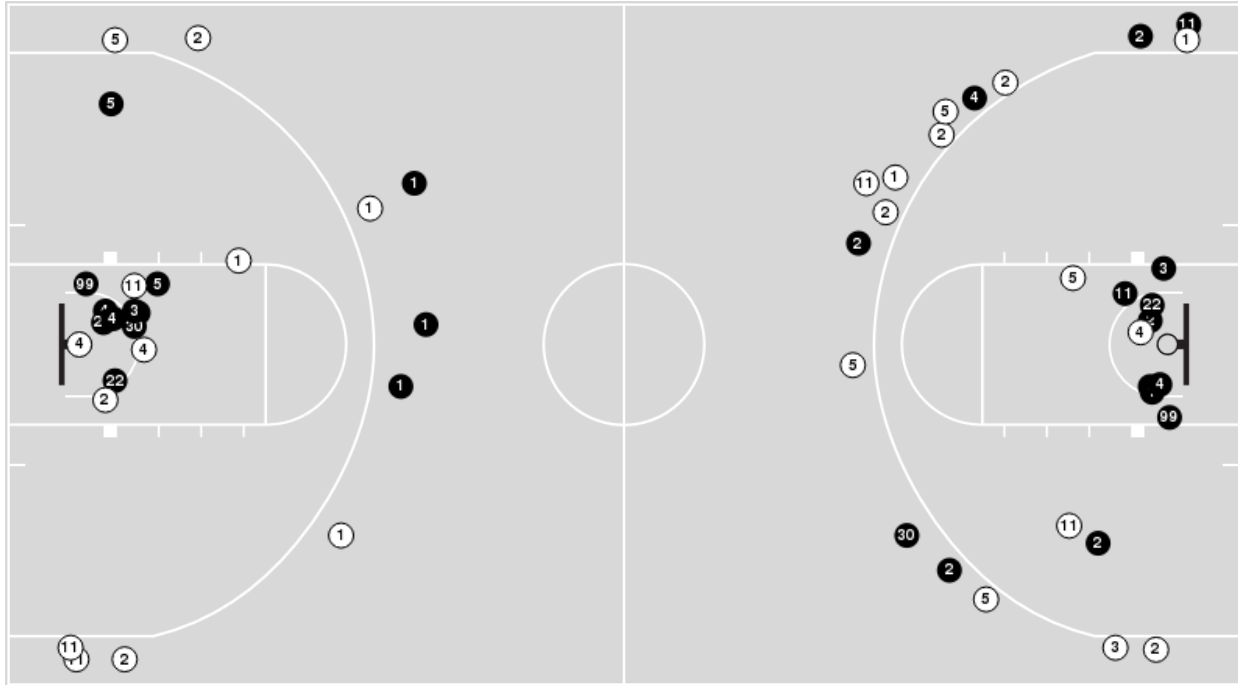
No	Name	Mins		Score		Points Diff		Points per Min		Assists		Rebounds		Steals		Turnovers	
		On	Off	On	Off	On	Off	On	Off	On	Off	On	Off	On	Off	On	Off
1	Tobi Lawal	19:18	20:42	30 - 37	34 - 43	-7	-9	1.55	1.64	5	6	15	22	4	3	5	10
2	Jaden Schutt	34:02	05:58	55 - 69	9 - 11	-14	-2	1.62	1.51	10	1	31	6	6	1	12	3
3	Jaydon Young	23:23	16:37	37 - 48	27 - 32	-11	-5	1.58	1.62	7	4	21	16	2	5	9	6
4	Rodney Brown Jr.	02:22	37:38	6 - 4	58 - 76	2	-18	2.53	1.54	2	9	2	35	0	7	2	13
5	Patrick Wessler	08:03	31:57	15 - 20	49 - 60	-5	-11	1.86	1.53	2	9	6	31	0	7	4	11
7	Brandon Rechsteiner	26:05	13:55	39 - 54	25 - 26	-15	-1	1.50	1.80	7	4	22	15	6	1	9	6
10	Tyler Johnson	20:13	19:47	30 - 39	34 - 41	-9	-7	1.48	1.72	3	8	20	17	6	1	7	8
11	Ben Hammond	13:55	26:05	25 - 26	39 - 54	-1	-15	1.80	1.50	4	7	15	22	1	6	6	9
13	Ben Burnham	22:48	17:12	38 - 49	26 - 31	-11	-5	1.67	1.51	7	4	22	15	3	4	10	5
34	Mylyjael Poteat	29:51	10:09	45 - 54	19 - 26	-9	-7	1.51	1.87	8	3	31	6	7	0	11	4



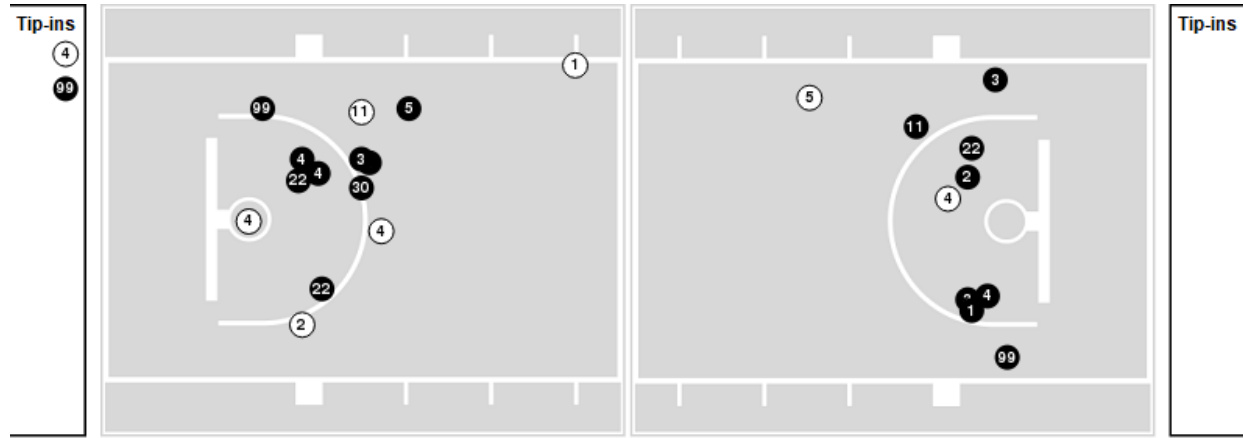
Officials: Ted Valentine, A.J. Desai, Tommy Morrissey

Players => AllFG Types=>AllResults=>All
Vanderbilt

All Field Goals



Blow Up Chart



N Made **O** Missed **N** - Player Number

Vanderbilt	M/A	%
Field Goals	29/55	53
2 Points	20/28	71
3 Points	9/27	33
Free Throws	13/18	72

Vanderbilt	M/A	%
Points in the Paint	36 (18 / 24)	75
Fast Break Points	12 (8/10)	80
Second Chance Points	7 (4/8)	50
Effective FG%	61	

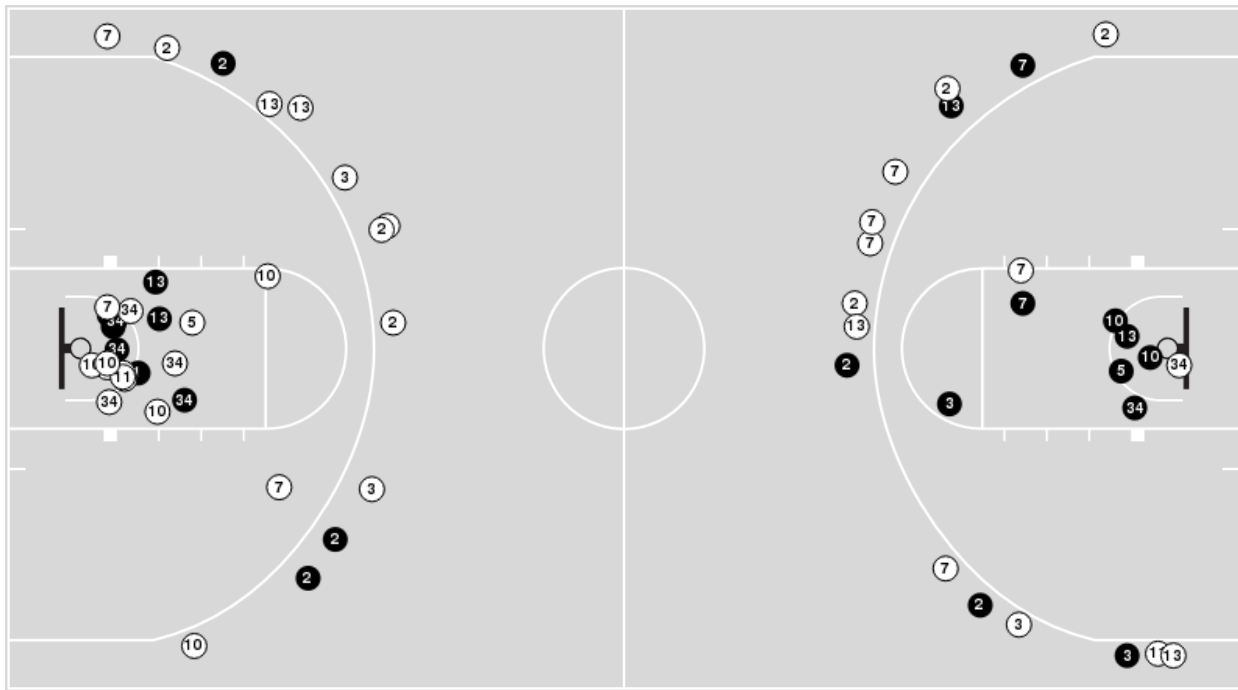


Officials: Ted Valentine, A.J. Desai, Tommy Morrissey

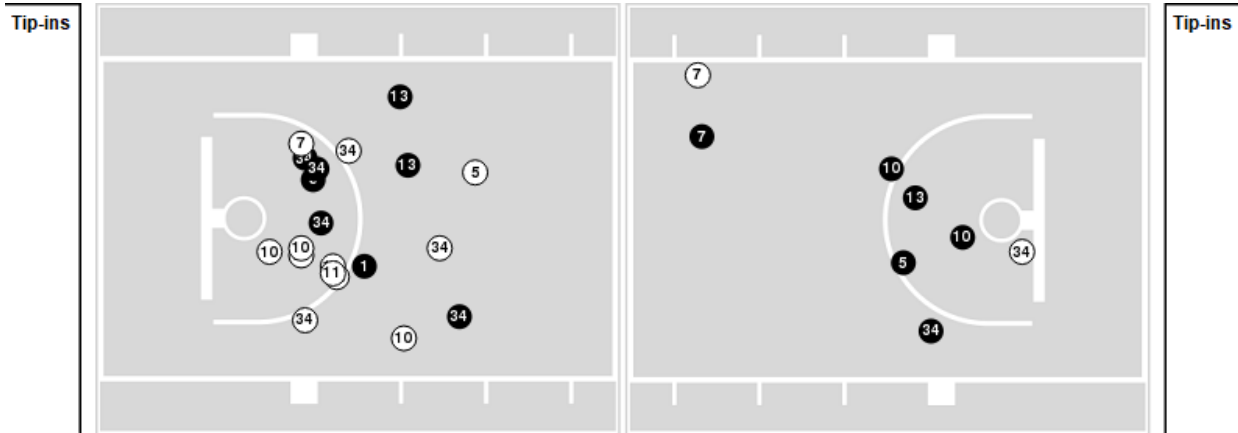
Players => AllFG Types=>AllResults=>All

Virginia Tech

All Field Goals



Blow Up Chart



(N) Made **(O)** Missed **N** - Player Number

Virginia Tech	M/A	%
Field Goals	23/60	38
2 Points	15/31	48
3 Points	8/29	28
Free Throws	10/13	77

Virginia Tech	M/A	%
Points in the Paint	28 (14 / 29)	48
Fast Break Points	7 (3/3)	100
Second Chance Points	11 (8/18)	44
Effective FG%	45	



Vanderbilt at Virginia Tech

12/04/24 Cassell Coliseum, Blacksburg
2024-25 Men's Basketball

Officials: Ted Valentine, A.J. Desai, Tommy Morrissey

Vanderbilt

Lineup	Quarter On	Time On	Quarter Off	Time Off	Time on Court	Score	Score Diff	Reb	Stl	Tov	Ass	PPP
4- Huffman G/ 5- Nickel T/ 11- Hoggard A/ 30- Manon C/ 99- McGlockton D/	1	20:00	1	16:06	03:54	9-7	2	4	0	1	3	1.2857
1- Edwards J/ 2- Collins M/ 5- Nickel T/ 11- Hoggard A/ 22- Carey J/	1	16:06	1	14:35	01:31	0-2	-2	0	0	0	0	0.0000
1- Edwards J/ 2- Collins M/ 3- Tanner T/ 22- Carey J/ 99- McGlockton D/	1	14:35	1	14:17	00:18	0-2	-2	0	0	0	0	0.0000
1- Edwards J/ 2- Collins M/ 3- Tanner T/ 24- Roberts J/ 99- McGlockton D/	1	14:17	1	12:32	01:45	4-3	1	1	0	0	0	1.3333
1- Edwards J/ 2- Collins M/ 3- Tanner T/ 11- Hoggard A/ 99- McGlockton D/	1	12:32	1	10:26	02:06	4-2	2	1	1	0	1	1.3333
1- Edwards J/ 2- Collins M/ 3- Tanner T/ 4- Huffman G/ 22- Carey J/	1	10:26	1	10:11	00:15	0-0	0	0	0	0	0	0.0000
2- Collins M/ 3- Tanner T/ 4- Huffman G/ 5- Nickel T/ 22- Carey J/	1	10:11	1	09:34	00:37	6-0	6	1	0	0	2	3.0000
2- Collins M/ 3- Tanner T/ 4- Huffman G/ 5- Nickel T/ 24- Roberts J/	1	09:34	1	07:38	01:56	3-3	0	3	1	0	1	1.0000
1- Edwards J/ 4- Huffman G/ 5- Nickel T/ 11- Hoggard A/ 22- Carey J/	1	07:38	1	05:31	02:07	4-4	0	2	0	1	1	0.9009
1- Edwards J/ 2- Collins M/ 11- Hoggard A/ 30- Manon C/ 99- McGlockton D/	1	05:31	1	04:32	00:59	1-3	-2	1	0	2	0	0.3472
2- Collins M/ 3- Tanner T/ 4- Huffman G/ 30- Manon C/ 99- McGlockton D/	1	04:32	1	02:44	01:48	3-0	3	2	0	0	1	1.2295
2- Collins M/ 3- Tanner T/ 4- Huffman G/ 5- Nickel T/ 99- McGlockton D/	1	02:44	1	01:44	01:00	0-5	-5	1	0	1	0	0.0000
2- Collins M/ 3- Tanner T/ 4- Huffman G/ 11- Hoggard A/ 99- McGlockton D/	1	01:44	1	00:21	01:22	4-3	1	0	2	0	0	1.6393
2- Collins M/ 3- Tanner T/ 4- Huffman G/ 11- Hoggard A/ 24- Roberts J/	1	00:21	2	20:00	00:21	1-0	1	0	0	0	0	1.1364
4- Huffman G/ 5- Nickel T/ 11- Hoggard A/ 30- Manon C/ 99- McGlockton D/	2	20:00	2	15:49	04:11	6-7	-1	2	0	2	2	1.0000
1- Edwards J/ 2- Collins M/ 4- Huffman G/ 5- Nickel T/ 22- Carey J/	2	15:49	2	14:16	01:33	2-2	0	2	0	0	0	1.0000
1- Edwards J/ 2- Collins M/ 5- Nickel T/ 11- Hoggard A/ 22- Carey J/	2	14:16	2	13:28	00:48	5-0	5	1	0	0	2	2.5000
1- Edwards J/ 2- Collins M/ 11- Hoggard A/ 22- Carey J/ 30- Manon C/	2	13:28	2	09:55	03:33	4-5	-1	1	3	1	0	0.8197
1- Edwards J/ 3- Tanner T/ 11- Hoggard A/ 22- Carey J/ 30- Manon C/	2	09:55	2	09:28	00:27	3-0	3	0	0	0	1	3.0000
1- Edwards J/ 3- Tanner T/ 5- Nickel T/ 11- Hoggard A/ 22- Carey J/	2	09:28	2	08:26	01:02	2-2	0	1	0	0	0	1.0638
3- Tanner T/ 4- Huffman G/ 5- Nickel T/ 11- Hoggard A/ 22- Carey J/	2	08:26	2	04:54	03:32	10-7	3	0	2	0	0	1.5823
1- Edwards J/ 2- Collins M/ 4- Huffman G/ 5- Nickel T/ 99- McGlockton D/	2	04:54	2	02:06	02:48	3-3	0	2	1	0	0	1.0000
1- Edwards J/ 3- Tanner T/ 4- Huffman G/ 11- Hoggard A/ 99- McGlockton D/	2	02:06	2	01:21	00:45	2-3	-1	1	0	0	0	2.0000
1- Edwards J/ 3- Tanner T/ 5- Nickel T/ 11- Hoggard A/ 99- McGlockton D/	2	01:21	2	00:47	00:33	2-0	2	0	0	0	0	2.2727
1- Edwards J/ 2- Collins M/ 3- Tanner T/ 11- Hoggard A/ 99- McGlockton D/	2	00:47	2	00:00	00:47	2-1	1	1	0	0	0	1.0638



Vanderbilt at Virginia Tech

12/04/24 Cassell Coliseum, Blacksburg
2024-25 Men's Basketball

Game Time: 9:15 PM
Game Duration: 1:54
Attendance: 4,973

Officials: Ted Valentine, A.J. Desai, Tommy Morrissey

Virginia Tech

Lineup	Quarter On	Time On	Quarter Off	Time Off	Time on Court	Score	Score Diff	Reb	Stl	Tov	Ass	PPP
1- Lawal T/2- Schutt J/7- Rechsteiner B/10- Johnson T/34- Poteat M/	1	20:00	1	16:06	03:54	7-9	-2	2	1	1	0	1.0174
2- Schutt J/3- Young J/11- Hammond B/13- Burnham B/34- Poteat M/	1	16:06	1	14:35	01:31	2-0	2	3	0	0	0	1.0000
2- Schutt J/3- Young J/5- Wessler P/11- Hammond B/13- Burnham B/	1	14:35	1	12:32	02:03	5-4	1	3	0	0	0	1.4535
3- Young J/10- Johnson T/11- Hammond B/13- Burnham B/34- Poteat M/	1	12:32	1	11:01	01:31	2-4	-2	2	0	1	0	1.0638
1- Lawal T/3- Young J/10- Johnson T/11- Hammond B/34- Poteat M/	1	11:01	1	10:11	00:50	0-0	0	1	0	1	0	0.0000
1- Lawal T/2- Schutt J/10- Johnson T/11- Hammond B/34- Poteat M/	1	10:11	1	09:34	00:37	0-6	-6	0	0	0	0	0.0000
1- Lawal T/2- Schutt J/7- Rechsteiner B/10- Johnson T/34- Poteat M/	1	09:34	1	07:38	01:56	3-3	0	3	0	1	1	0.7500
1- Lawal T/2- Schutt J/3- Young J/7- Rechsteiner B/34- Poteat M/	1	07:38	1	05:31	02:07	4-4	0	1	1	0	2	1.0000
2- Schutt J/3- Young J/7- Rechsteiner B/13- Burnham B/34- Poteat M/	1	05:31	1	05:17	00:14	3-0	3	1	0	0	1	2.0833
2- Schutt J/7- Rechsteiner B/10- Johnson T/13- Burnham B/34- Poteat M/	1	05:17	1	02:44	02:33	0-4	-4	3	2	1	0	0.0000
2- Schutt J/5- Wessler P/10- Johnson T/11- Hammond B/13- Burnham B/	1	02:44	1	02:44	00:00	2-0	2	0	0	0	0	2.2727
2- Schutt J/4- Brown Jr. R/5- Wessler P/11- Hammond B/13- Burnham B/	1	02:44	1	01:44	01:00	3-0	3	1	0	0	1	1.5000
2- Schutt J/4- Brown Jr. R/11- Hammond B/13- Burnham B/34- Poteat M/	1	01:44	1	00:59	00:44	2-2	0	1	0	1	1	1.0000
2- Schutt J/4- Brown Jr. R/7- Rechsteiner B/13- Burnham B/34- Poteat M/	1	00:59	1	00:21	00:38	1-2	-1	0	0	1	0	0.6944
2- Schutt J/3- Young J/7- Rechsteiner B/13- Burnham B/34- Poteat M/	1	00:21	2	20:00	00:21	0-1	-1	1	0	0	0	0.0000
1- Lawal T/2- Schutt J/7- Rechsteiner B/10- Johnson T/34- Poteat M/	2	20:00	2	15:00	05:00	9-6	3	6	2	1	1	1.3975
2- Schutt J/5- Wessler P/7- Rechsteiner B/10- Johnson T/13- Burnham B/	2	15:00	2	14:45	00:15	0-0	0	0	0	0	0	0.0000
2- Schutt J/3- Young J/5- Wessler P/7- Rechsteiner B/13- Burnham B/	2	14:45	2	13:28	01:17	0-7	-7	0	0	0	0	0.0000
2- Schutt J/3- Young J/5- Wessler P/11- Hammond B/13- Burnham B/	2	13:28	2	12:19	01:09	0-1	-1	1	0	2	0	0.0000
2- Schutt J/3- Young J/11- Hammond B/13- Burnham B/34- Poteat M/	2	12:19	2	12:03	00:16	0-1	-1	1	0	0	0	0.0000
3- Young J/10- Johnson T/11- Hammond B/13- Burnham B/34- Poteat M/	2	12:03	2	09:55	02:08	5-2	3	2	1	1	1	1.2500
3- Young J/7- Rechsteiner B/10- Johnson T/13- Burnham B/34- Poteat M/	2	09:55	2	08:26	01:29	2-5	-3	1	0	0	0	1.0000
2- Schutt J/3- Young J/7- Rechsteiner B/13- Burnham B/34- Poteat M/	2	08:26	2	07:13	01:13	2-2	0	1	0	1	1	1.0000
2- Schutt J/3- Young J/5- Wessler P/7- Rechsteiner B/13- Burnham B/	2	07:13	2	04:54	02:19	5-8	-3	1	0	2	1	1.2500
1- Lawal T/2- Schutt J/3- Young J/7- Rechsteiner B/34- Poteat M/	2	04:54	2	02:06	02:48	3-3	0	2	0	1	0	0.7500
1- Lawal T/2- Schutt J/3- Young J/11- Hammond B/13- Burnham B/	2	02:06	2	00:00	02:06	4-6	-2	0	0	0	1	2.1277



Vanderbilt at Virginia Tech

12/04/24 Cassell Coliseum, Blacksburg
2024-25 Men's Basketball

Game Time: 9:15 PM
Game Duration: 1:54
Attendance: 4,973

Officials: Ted Valentine, A.J. Desai, Tommy Morrissey

Vanderbilt

Lineup	Time	Score	Score Diff	Pts/Min	Reb	Stl	Tov	Ass	PPP
4- Huffman G/ 5- Nickel T/ 11- Hoggard A/ 30- Manon C/ 99- McGlockton D/	08:05	15-14	1	1.8557	6	0	3	5	1.1538
1- Edwards J/ 2- Collins M/ 11- Hoggard A/ 22- Carey J/ 30- Manon C/	03:33	4-5	-1	1.1268	1	3	1	0	0.8197
3- Tanner T/ 4- Huffman G/ 5- Nickel T/ 11- Hoggard A/ 22- Carey J/	03:32	10-7	3	2.8302	0	2	0	0	1.5823
1- Edwards J/ 2- Collins M/ 3- Tanner T/ 11- Hoggard A/ 99- McGlockton D/	02:53	6-3	3	2.0761	2	1	0	1	1.2295
1- Edwards J/ 2- Collins M/ 4- Huffman G/ 5- Nickel T/ 99- McGlockton D/	02:48	3-3	0	1.0714	2	1	0	0	1.0000
1- Edwards J/ 2- Collins M/ 5- Nickel T/ 11- Hoggard A/ 22- Carey J/	02:19	5-2	3	2.1583	1	0	0	2	1.2500
1- Edwards J/ 4- Huffman G/ 5- Nickel T/ 11- Hoggard A/ 22- Carey J/	02:07	4-4	0	1.8898	2	0	1	1	0.9009
2- Collins M/ 3- Tanner T/ 4- Huffman G/ 5- Nickel T/ 24- Roberts J/	01:56	3-3	0	1.5517	3	1	0	1	1.0000
2- Collins M/ 3- Tanner T/ 4- Huffman G/ 30- Manon C/ 99- McGlockton D/	01:48	3-0	3	1.6667	2	0	0	1	1.2295
1- Edwards J/ 2- Collins M/ 3- Tanner T/ 24- Roberts J/ 99- McGlockton D/	01:45	4-3	1	2.2857	1	0	0	0	1.3333
1- Edwards J/ 2- Collins M/ 4- Huffman G/ 5- Nickel T/ 22- Carey J/	01:33	2-2	0	1.2903	2	0	0	0	1.0000
2- Collins M/ 3- Tanner T/ 4- Huffman G/ 11- Hoggard A/ 99- McGlockton D/	01:22	4-3	1	2.9126	0	2	0	0	1.6393
1- Edwards J/ 3- Tanner T/ 5- Nickel T/ 11- Hoggard A/ 22- Carey J/	01:02	2-2	0	1.9355	1	0	0	0	1.0638
2- Collins M/ 3- Tanner T/ 4- Huffman G/ 5- Nickel T/ 99- McGlockton D/	01:00	0-5	-5	0.0000	1	0	1	0	0.0000
1- Edwards J/ 2- Collins M/ 11- Hoggard A/ 30- Manon C/ 99- McGlockton D/	00:59	1-3	-2	1.0169	1	0	2	0	0.3472
1- Edwards J/ 3- Tanner T/ 4- Huffman G/ 11- Hoggard A/ 99- McGlockton D/	00:45	2-3	-1	2.6667	1	0	0	0	2.0000
2- Collins M/ 3- Tanner T/ 4- Huffman G/ 5- Nickel T/ 22- Carey J/	00:37	6-0	6	9.7297	1	0	0	2	3.0000
1- Edwards J/ 3- Tanner T/ 5- Nickel T/ 11- Hoggard A/ 99- McGlockton D/	00:33	2-0	2	3.5714	0	0	0	0	2.2727
1- Edwards J/ 3- Tanner T/ 11- Hoggard A/ 22- Carey J/ 30- Manon C/	00:27	3-0	3	6.6667	0	0	0	1	3.0000
2- Collins M/ 3- Tanner T/ 4- Huffman G/ 11- Hoggard A/ 24- Roberts J/	00:21	1-0	1	2.7778	0	0	0	0	1.1364
1- Edwards J/ 2- Collins M/ 3- Tanner T/ 22- Carey J/ 99- McGlockton D/	00:18	0-2	-2	0.0000	0	0	0	0	0.0000
1- Edwards J/ 2- Collins M/ 3- Tanner T/ 4- Huffman G/ 22- Carey J/	00:15	0-0	0	0.0000	0	0	0	0	0.0000



Vanderbilt at Virginia Tech

12/04/24 Cassell Coliseum, Blacksburg
2024-25 Men's Basketball

Officials: Ted Valentine, A.J. Desai, Tommy Morrissey

Virginia Tech

Lineup	Time	Score	Score Diff	Pts/Min	Reb	Stl	Tov	Ass	PPP
1- Lawal T/ 2- Schutt J/ 7- Rechsteiner B/ 10- Johnson T/ 34- Poteat M/	10:50	19-18	1	1.7538	11	3	3	2	1.0970
1- Lawal T/ 2- Schutt J/ 3- Young J/ 7- Rechsteiner B/ 34- Poteat M/	04:55	7-7	0	1.4237	3	1	1	2	0.8750
3- Young J/ 10- Johnson T/ 11- Hammond B/ 13- Burnham B/ 34- Poteat M/	03:39	7-6	1	1.9178	4	1	2	1	1.1905
2- Schutt J/ 3- Young J/ 5- Wessler P/ 7- Rechsteiner B/ 13- Burnham B/	03:36	5-15	-10	1.3889	1	0	2	1	0.8333
2- Schutt J/ 3- Young J/ 5- Wessler P/ 11- Hammond B/ 13- Burnham B/	03:12	5-5	0	1.5625	4	0	2	0	0.9191
2- Schutt J/ 7- Rechsteiner B/ 10- Johnson T/ 13- Burnham B/ 34- Poteat M/	02:33	0-4	-4	0.0000	3	2	1	0	0.0000
1- Lawal T/ 2- Schutt J/ 3- Young J/ 11- Hammond B/ 13- Burnham B/	02:06	4-6	-2	1.9048	0	0	0	1	2.1277
2- Schutt J/ 3- Young J/ 7- Rechsteiner B/ 13- Burnham B/ 34- Poteat M/	01:48	5-3	2	2.7624	3	0	1	2	1.1261
2- Schutt J/ 3- Young J/ 11- Hammond B/ 13- Burnham B/ 34- Poteat M/	01:47	2-1	1	1.1215	4	0	0	0	1.0000
3- Young J/ 7- Rechsteiner B/ 10- Johnson T/ 13- Burnham B/ 34- Poteat M/	01:29	2-5	-3	1.3483	1	0	0	0	1.0000
2- Schutt J/ 4- Brown Jr. R/ 5- Wessler P/ 11- Hammond B/ 13- Burnham B/	01:00	3-0	3	3.0000	1	0	0	1	1.5000
1- Lawal T/ 3- Young J/ 10- Johnson T/ 11- Hammond B/ 34- Poteat M/	00:50	0-0	0	0.0000	1	0	1	0	0.0000
2- Schutt J/ 4- Brown Jr. R/ 11- Hammond B/ 13- Burnham B/ 34- Poteat M/	00:44	2-2	0	2.7149	1	0	1	1	1.0000
2- Schutt J/ 4- Brown Jr. R/ 7- Rechsteiner B/ 13- Burnham B/ 34- Poteat M/	00:38	1-2	-1	1.5707	0	0	1	0	0.6944
1- Lawal T/ 2- Schutt J/ 10- Johnson T/ 11- Hammond B/ 34- Poteat M/	00:37	0-6	-6	0.0000	0	0	0	0	0.0000
2- Schutt J/ 5- Wessler P/ 7- Rechsteiner B/ 10- Johnson T/ 13- Burnham B/	00:15	0-0	0	0.0000	0	0	0	0	0.0000
2- Schutt J/ 5- Wessler P/ 10- Johnson T/ 11- Hammond B/ 13- Burnham B/	00:00	2-0	2	∞	0	0	0	0	2.2727