

# 2024 FOOTBALL



**2024-25 Postseason**  
**Southeastern Conference Communications Office**  
**SECSports.com • CollegePressBox.com**

**Chuck Dunlap (Primary SEC Football Contact) • cdunlap@sec.org • X/IG @SEC\_Chuck**  
**Ben Beaty (Secondary Football Contact) • bbeaty@sec.org • @BenBeaty**  
**Phone: (205) 458-3000**

## STANDINGS

|                   | SEC | Pct. | PF  | PA  | Overall | Pct. | PF  | PA  | Home | Away | Neutral | Top 25 | Top 10 | Streak |
|-------------------|-----|------|-----|-----|---------|------|-----|-----|------|------|---------|--------|--------|--------|
| ^Georgia          | 6-2 | .750 | 224 | 177 | 11-2    | .846 | 431 | 265 | 6-0  | 2-2  | 3-0     | 4-2    | 3-1    | W4     |
| #Texas            | 7-1 | .875 | 228 | 118 | 11-2    | .846 | 437 | 162 | 6-1  | 4-0  | 1-1     | 4-2    | 1-2    | L1     |
| Tennessee         | 6-2 | .750 | 200 | 154 | 10-2    | .833 | 447 | 167 | 7-0  | 2-2  | 1-0     | 3-1    | 1-1    | W2     |
| Alabama           | 5-3 | .625 | 227 | 174 | 9-3     | .750 | 426 | 207 | 7-0  | 2-3  | 0-0     | 3-1    | 1-1    | W1     |
| LSU               | 5-3 | .625 | 212 | 210 | 8-4     | .667 | 352 | 285 | 6-1  | 2-2  | 0-1     | 1-3    | 1-0    | W2     |
| Ole Miss          | 5-3 | .625 | 230 | 145 | 9-3     | .750 | 450 | 167 | 6-1  | 3-2  | 0-0     | 1-1    | 1-0    | W1     |
| Missouri          | 5-3 | .625 | 188 | 217 | 9-3     | .750 | 349 | 241 | 7-0  | 2-3  | 0-0     | 1-3    | 0-0    | W2     |
| South Carolina    | 5-3 | .625 | 233 | 162 | 9-3     | .750 | 379 | 214 | 5-2  | 4-1  | 0-0     | 4-3    | 1-1    | W6     |
| Texas A&M         | 5-3 | .625 | 235 | 198 | 8-4     | .667 | 364 | 254 | 5-2  | 2-2  | 1-0     | 2-2    | 2-2    | L2     |
| Florida           | 4-4 | .500 | 218 | 220 | 7-5     | .583 | 335 | 292 | 5-2  | 2-2  | 0-1     | 2-4    | 1-3    | W3     |
| Arkansas          | 3-5 | .375 | 190 | 219 | 6-6     | .500 | 363 | 299 | 4-3  | 2-2  | 0-1     | 1-6    | 1-2    | L1     |
| Vanderbilt        | 3-5 | .375 | 175 | 200 | 6-6     | .500 | 320 | 277 | 4-3  | 2-3  | 0-0     | 1-3    | 1-3    | L3     |
| Oklahoma          | 2-6 | .250 | 132 | 211 | 6-6     | .500 | 292 | 259 | 5-2  | 1-3  | 0-1     | 1-4    | 1-2    | L1     |
| Auburn            | 2-6 | .250 | 153 | 199 | 5-7     | .417 | 333 | 256 | 4-4  | 1-3  | 0-0     | 1-4    | 0-1    | L1     |
| Kentucky          | 1-7 | .125 | 113 | 212 | 4-8     | .333 | 247 | 265 | 3-5  | 1-3  | 0-0     | 1-3    | 1-3    | L2     |
| Mississippi State | 0-8 | .000 | 169 | 311 | 2-10    | .167 | 310 | 409 | 2-4  | 0-5  | 0-0     | 0-6    | 0-3    | L3     |

^ - SEC Champion; # - SEC Championship Game Participant

NOTES: Only twice since 2006 has the winner of the SEC Championship Game not advanced to the National Championship Game.

vs. Top 25 - Record vs. teams in Top 25 (AP, USA Today) when game was played; Teams listed in alphabetical order unless tie-breaker applicable

## 2024-25 SEC POSTSEASON SCHEDULE (Pre-Dec. 31)

| Bowl Game  | Date/Time (ET)       | Stadium/Site   | *Matchup   | Network                        |
|--|----------------------|--|--|--------------------------------|
| <b>Union Home Mortgage Gasparilla Bowl</b>   | Dec. 20 / 3:30 p.m.  | Raymond James Stadium (65,657) / Tampa, Fla.           | Florida (7-5, 4-4 SEC) vs. Tulane (9-4)              | ESPN2                          |
| Series History: Florida leads, 13-6-2 • Last Meeting: UF, 63-21 (1984 at Gainesville)                |                      |  | SiriusXM: [ESPN Radio - 139/204]                     |                                |
| <b>College Football Playoff First Round</b>  | Dec. 21 / 4 p.m.     | Darrell K Royal-Texas Memorial Stadium (100,119)       | #16 Clemson (10-3) at #3 Texas (11-2, 7-1 SEC)       | TNT/MAX                        |
| Series History: First Meeting  |                      |  | Austin, Texas  | SiriusXM: 84 [ESPN Radio - 80] |
| <b>College Football Playoff First Round</b>  | Dec. 21 / 8 p.m.     | Ohio Stadium (102,870) / Columbus, Ohio                | #7 Tennessee (10-2, 6-2 SEC) at #6 Ohio State (10-2) | ABC/ESPN                       |
| Series History: Tennessee leads, 1-0 • Last Meeting: UT, 20-14 (1996 at Citrus Bowl)                 |                      |  | SiriusXM: 82 [ESPN Radio - 80]                       |                                |
| <b>Lockheed Martin Armed Forces Bowl</b>   | Dec. 27 / Noon       | Amon G. Carter Stadium (46,000) / Ft. Worth, Texas     | Oklahoma (6-6, 2-6 SEC) vs. Navy (9-3)               | ESPN                           |
| Series History: Navy leads, 1-0 • Last Meeting: Navy, 10-0 (1965 at Normal)                          |                      |  | SiriusXM: 374 [ESPN Radio - 84]                      |                                |
| <b>Birmingham Bowl</b>   | Dec. 27 / 3:30 p.m.  | Protective Stadium (47,100) / Birmingham, Ala.         | Vanderbilt (6-6, 3-5 SEC) vs. Georgia Tech (7-5)     | ESPN                           |
| Series History: Georgia Tech leads, 20-15-3 • Last Meeting: GT, 38-7 (2016 at Atlanta)               |                      |  | SiriusXM: 374 [ESPN Radio - 84]                      |                                |
| <b>AutoZone Liberty Bowl</b>   | Dec. 27 / 7 p.m.     | Simmons Bank Liberty Stadium (50,000) / Memphis, Tenn. | Arkansas (6-6, 3-5 SEC) vs. Texas Tech (8-4)         | ESPN                           |
| Series History: Arkansas leads, 29-8-0 • Last Meeting: TT, 35-24 (2015 at Fayetteville)              |                      |  | SiriusXM: 374 [ESPN Radio - 80]                      |                                |
| <b>SRS Distribution Las Vegas Bowl</b>   | Dec. 27 / 10:30 p.m. | Allegiant Stadium (60,000) / Las Vegas, Nev.           | Texas A&M (8-4, 5-3 SEC) vs. Southern Cal (6-6)      | ESPN                           |
| Series History: Southern Cal leads, 3-0-0 • Last Meeting: USC, 47-28 (1977 at Astro-Bluebonnet Bowl) |                      |  | SiriusXM: 374 [ESPN Radio - 80]                      |                                |
| <b>TransPerfect Music City Bowl</b>  | Dec. 30 / 2:30 p.m.  | Nissan Stadium (69,143) / Nashville, Tenn.             | #19 Missouri (9-3, 5-3 SEC) vs Iowa (8-4)            | ESPN                           |
| Series History: Missouri leads, 7-6-0 • Last Meeting: Iowa, 27-24 (2010 at Insight Bowl)             |                      |  | SiriusXM: 374 [ESPN Radio - 80]                      |                                |

\* - CFP Poll Final Rank (Final Poll - Dec. 8, 2024)



SECSports.com • CollegePressBox.com • SECSportsMedia.com • @SEC

SEC on Facebook, Instagram, X/Twitter

#ItJustMeansMore



Union Home Mortgage Gasparilla Bowl



Tulane vs. Florida

December 20 • 3:30 p.m. ET • Tampa, Fla. • Raymond James Stadium

TV: ESPN2 (Anish Shroff, Andre Ware, Paul Carcaterra)

SiriusXM Radio: 139 or 204



**Tulane Green Wave (9-4, 7-1 American)**

Head Coach: John Sumrall (Kentucky '05)

Overall / Years: 32-7 / Third season

Tulane / Years: 9-4 / First season

National Rankings: Not ranked

Bowl Appearance: 17th

Bowl Record: 7-9

Bowl Streak: L1 (last lost to Virginia Tech 41-20 in 2023 Military Bowl)

**Key Performers In The Regular Season**

**OL Derrick Graham (6-4, 314, Jr., Lake Minneola, Fla.)**

First Team All-AAC ... Has helped the offense rank among the league leaders in third down conversions, completion percentage, scoring offense, interceptions thrown, red zone offense, passing efficiency, rushing, time of possession, and first downs.

**RB Makhi Hughes (5-11, 210, RSo., Birmingham, Ala.)**

First Team All-AAC ... Ranks among the league leaders in rushing ... His rushing yards this season are the fifth-most in a single campaign by a Tulane runner ... Among the AAC leaders in total touchdowns and 100+ yard rushing games.

**DL Patrick Jenkins (6-2, 293, Sr., New Orleans, La.)**

First Team All-AAC ... Totaled 23 tackles, 6.5 stops for loss and tied for the team lead with 4.5 sacks in the regular season ... This was his second straight First Team All-Conference selection and third time that he has been chosen by the AAC with an end of the year All-Conference honor.

**WR Mario Williams (5-9, 178, Jr., Tampa, Fla.)**

Second Team All-AAC ... Leads Tulane was his 54 catches for 940 yards ... He also totaled five touchdowns and averaged 17.4 yards per reception with a long of 68 yards ... 109 receiving yards vs. Army in the AAC Championship Game.

**Florida Gators (7-5, 4-4 SEC)**

Head Coach: Billy Napier (Furman '02)

Overall / Years: 58-31 / Seventh season

Florida / Years: 18-19 / Third season

National Rankings: Not ranked

Bowl Appearance: 49th

Bowl Record: 24-24

Bowl Streak: L3 (last lost to Oregon State 30-3 in 2022 Las Vegas Bowl)

**Key Performers In The Regular Season**

**RB Jadan Baugh (6-0, 227, Fr., Atlanta, Ga.)**

Leads the team with 603 rushing yards and seven rushing touchdowns ... 106 rushing yards with five touchdowns vs. Kentucky ... Rushing touchdowns vs. Texas and LSU ... Caught a touchdown pass vs. Ole Miss on Nov. 23.

**DB Trikweze Bridges (6-2, 200, Sr., Lanett, Ala.)**

Has registered a team-leading 69.0 total tackles ... 11.0 total tackles in games vs. Kentucky and Ole Miss ... 10.0 tackles vs. Mississippi State ... Forced two fumbles ... Intercepted a pass vs. Kentucky ... Two pass break-ups vs. Florida State.

**QB DJ Lagway (6-3, 239, Fr., Willis, Texas)**

Has passed for 1,610 yards and 11 touchdowns this season ... 456 passing yards with three touchdown passes vs. Samford ... Rushed for 46 yards vs. Kentucky ... Two touchdown passes in games vs. Ole Miss and Florida State.

**DB Bryce Thornton (5-10, 210, So., College Park, Ga.)**

Leads the team with three interceptions this season ... Had two interceptions in the Gators' win over Ole Miss ... Intercepted a pass vs. UCF ... 41.0 total tackles this season ... Two pass break-ups, forced a fumble and a QB hurry.

**2024 Statistical Comparison ( ) - SEC Ranking; [ ] - NCAA Ranking**

|                 | Tulane     | Florida         |
|-----------------|------------|-----------------|
| Scoring Offense | 37.2 [9]   | 27.9 (11) [68]  |
| Total Offense   | 421.2 [41] | 375.1 (13) [81] |
| Rushing Offense | 205.4 [17] | 156.0 (10) [75] |
| Passing Offense | 215.8 [82] | 219.1 (12) [78] |
| Scoring Defense | 19.7 [17]  | 24.3 (14) [63]  |
| Total Defense   | 307.7 [13] | 392.2 (15) [91] |
| Rushing Defense | 139.8 [53] | 156.2 (14) [80] |
| Passing Defense | 167.9 [6]  | 236.0 (13) [97] |
| Turnover Margin | 0.62 [25]  | 0.42 (6) [37]   |

**Series/Game Notes**

Record: Florida leads 13-6-2

Last: Florida 63-21 (Sept. 15, 1984)

**Game Notes:** Florida is making its 49th all-time bowl appearance, entering the matchup with an all-time record of 24-24 in previous bowl games. The bowl will mark the 22nd game against the Green Wave in program history dating back to 1915. The Gators hold a record of 13-6-2 against Tulane all-time, with the last meeting coming back in 1984. The game will mark the third time the teams have played in Tampa, with the programs splitting those two contests (1920, 1969). Florida has won the last 11 games against the Green Wave.

CFP First Round Game



Clemson at Texas  
 December 21 • 3 p.m. CT • Austin, Texas • Darrell K Royal-Texas Memorial Stadium)  
**TV:** TNT (Dave Pasch, Dusty Dvoracek, Taylor McGregor)  
**ESPN Radio** (Taylor Zarzour, Matt Stinchcomb, Dana Boyle)  
**SiriusXM Radio:** 84/80



**Clemson Tigers (8-4, 4-4 ACC)**

Head Coach: Dabo Swinney (Alabama '93)  
 Overall / Years: 180-46 / 16th season  
 Clemson / Years: Same  
 National Rankings: 16 CFP, 13 AP, 13 Coaches  
 Bowl Appearance: 50  
 Bowl Record: 27-23  
 Bowl Streak: W1 (last def. Kentucky 38-35 in 2023 Gator Bowl)

**Key Performers In The Regular Season**

**S Khalil Barnes (6-0, 195, So., Athens, Ga.)**

Leads the team with four interceptions ... 56.0 total tackles ... Recorded an interception in games vs. Wake Forest, Pittsburgh, South Carolina and SMU in the ACC Championship Game ... Nine tackles in games vs. Stanford and Pittsburgh.

**LB Barrett Carter (6-1, 230, Sr., Suwanee, Ga.)**

Leads the team with 76 total tackles ... Has registered 10.5 tackles for loss with eight quarterback hurries and seven pass break-ups ... Recorded 12.0 tackles vs. Pittsburgh and 10.0 tackles in games vs. Stanford and Florida State.

**QB Cade Klubnik (6-2, 210, Jr., Austin, Texas)**

Completed 24-of-41 passes for 262 yards and an ACC Championship Game-record-tying four passing touchdowns vs. No. 8 SMU, becoming only the third player ever to win multiple ACC Championship Game MVP honors ... 3,303 passing yards and 33 touchdowns this season.

**RB Phil Mafah (6-1, 230, Gr., Loganville, Ga.)**

Has rushed for 1,106 yards and eight touchdowns this season ... 19 catches for 88 yards ... Rushed for a season-high 171 yards vs. Louisville ... Six games this season of at least 100 rushing yards ... 128 rushing yards at Virginia Tech.

**Texas Longhorns (11-2, 7-1 SEC)**

Head Coach: Steve Sarkisian (BYU, '97)  
 Overall / Years: 82-51 / 11th season  
 Texas / Years: 36-16 / Fourth season  
 National Rankings: 3 CFP, 4 AP, 4 Coaches  
 Bowl Appearances: 59  
 Bowl Record: 31-26-2  
 Bowl Streak: L2 (last lost to Washington 37-31 in 2024 Sugar Bowl)

**Key Performers In The Regular Season**

**DB Jahdae Barron (5-11, 200, Sr., Austin, Texas)**

47.0 total tackles this season ... Four interceptions, including two vs. Georgia on Oct. 19 ... 7.0 total tackles, including 2.0 tackles for loss at Arkansas on Nov. 16 ... Recorded five tackles and an interception vs. Georgia in the SEC Championship Game.

**QB Quinn Ewers (6-2, 210, Jr., Southlake, Texas)**

Semifinalist for Walter Camp Player of the Year, Maxwell Award and Davey O'Brien National Quarterback Award ... 2,665 passing yards with 25 touchdowns this season ... Threw for 358 yards vs. Georgia in the SEC Championship Game.

**OL Jake Majors (6-3, 315, Sr., Prosper, Texas)**

Four-year starter ... Texas offense is ranked 18th nationally with 445.4 yards per game ... The Texas offensive line was tabbed as a Joe Moore Award finalist ... Has a chance to tie/break the UT record for career starts (55).

**RB Quintrevion Wisner (6-0, 200, So., Glenn Heights, Texas)**

Leads the team with 863 rushing yards this season ... Three rushing touchdowns ... 32 receptions for 229 yards and one touchdown ... Rushed for 186 yards in the regular season finale at Texas A&M ... 158 yards rushing vs. Kentucky.

**2024 Statistical Comparison ( ) - SEC Ranking; [ ] - NCAA Ranking**

|                 | Clemson    | Texas          |
|-----------------|------------|----------------|
| Scoring Offense | 35.5 [16]  | 33.6 (4) [25]  |
| Total Offense   | 454.9 [12] | 445.4 (4) [18] |
| Rushing Offense | 180.8 [43] | 164.4 (9) [64] |
| Passing Offense | 274.1 [17] | 281.0 (4) [13] |
| Scoring Defense | 21.8 [35]  | 12.5 (1) [2]   |
| Total Defense   | 364.9 [65] | 249.5 (1) [3]  |
| Rushing Defense | 150.5 [73] | 106.4 (5) [15] |
| Passing Defense | 214.4 [60] | 143.1 (1) [1]  |
| Turnover Margin | 1.23 [5]   | 0.46 (5) [35]  |

**Series/Game Notes**

Record: First Meeting

**Game Notes:** Texas will be making its second College Football Playoff appearance in as many years after earning the three seed in the 2023 College Football Playoff, making a semifinal appearance against the No. 2 Washington Huskies at the Allstate Sugar Bowl. This will mark the first-ever matchup between Texas and Clemson. The Longhorns have 11-consecutive top-10 CFP rankings, dating back to Oct. 31, 2023. Texas debuted at No. 5 in the first CFP rankings on Nov. 5 this season. The first round winner will advance to the CFP Quarterfinal at the 57th Chick-fil-A Peach Bowl and face the Big 12 Champion and No. 4 seed Arizona State at Noon C.T. on Jan. 1, 2025.

## CFP First Round Game



Tennessee at Ohio State  
 December 21 • 8 p.m. ET • Columbus, Ohio • Ohio Stadium  
**TV:** ABC (Chris Fowler, Kirk Herbstreit, Holly Rowe)  
**ESPN Radio** (Marc Kestecher, Kelly Stouffer, Ian Fitzsimmons)  
**SiriusXM Radio:** 82/80

**Tennessee Volunteers (10-2, 6-2 SEC)**

Head Coach: Joeh Heupel (Oklahoma '01)  
 Overall / Years: 65-22 / Seventh season  
 Tennessee: 37-14 / Fourth season  
 National Rankings: 7 CFP / 7 AP / 6 Coaches  
 Bowl Appearances: 56  
 Bowl Record: 31-25  
 Bowl Streak: W2 (last def. Iowa 35-0 in 2024 Citrus Bowl)

**Key Performers In The Regular Season****OL Cooper Mays (6-4, 310, Sr., Kingston, Tenn.)**

First Team All-SEC ... Anchored Tennessee's offense in 2024 as UT produced a top 10 rushing offense and total offense in the country ... Played a team-high 816 offensive snaps according to PFF and did not allow a sack or QB hit throughout the entire campaign.

**DB Jermod McCoy (6-0, 193, So., Whitehouse, Texas)**

Started all 12 games during the regular season and led the team with 13 passes defended (four interceptions, nine pass breakups) which ranked second in the SEC and second among underclassmen nationally ... Tied for the SEC lead with four picks.

**DL James Pearce Jr. (6-5, 243, Jr., Charlotte, N.C.)**

First Team All-SEC ... Generated 52 total pressures according to PFF, which led the SEC ... 11 tackles for loss and 7.5 sacks led the Tennessee defense in 2024, including an impressive stretch of logging at least half a TFL in eight straight games.

**RB Dylan Sampson (5-11, 2-1, Jr., Baton Rouge, La.)**

Broke school records for rushing yards (1,485), rushing touchdowns (22), points scored (132), total touchdowns scored (22) and consecutive games with a rushing touchdown (11) this season ... Voted SEC Offensive Player of the Year.

**Ohio State Buckeyes (10-2, 7-2 Big Ten)**

Head Coach: Ryan Day (New Hampshire, '02)  
 Overall / Years: 66-10 / Seventh year  
 Ohio State: Same  
 National Rankings: 6 CFP / 6 AP / 7 Coaches  
 Bowl Appearances: 56  
 Bowl Record: 27-29  
 Bowl Streak: L2 (last lost to Missouri 14-3 in 2023 Cotton Bowl)

**Key Performers In The Regular Season****SAF Caleb Downs (6-0, 205, So., Hoschton, Ga.)**

Tatum-Woodson Defensive Back of the Year ... Leads the Buckeyes with 34 solo tackles and is third with 62 total tackles plus 6.5 tackles-for-loss, an interception and three pass break-ups ... Finalist for the Thorpe Award, the Bednarik Award and the Lott IMPACT Trophy.

**OL Donovan Jackson (6-4, 320, Sr., Bellaire, Texas)**

First-team all-conference for the third consecutive year ... After playing left guard for his entire career, including 31 starts at the position, he switched over to left tackle to help the team for the final four games of the regular season.

**SAF Lathan Ransom (6-1, 210, Sr./, Tucson, Ariz.)**

Ranks fourth on the team in tackles with 57 and is among the leaders with six tackles for loss, three forced fumbles, and an interception, PBU, QB hurry and fumble recovery ... Named First Team All-Big Ten ... Recorded an interception vs. Purdue.

**WR Jeremiah Smith (6-3, 125, Fr., Miami Gardens, Fla.)**

Richter-Howard Receiver of the Year ... Set Ohio State freshman records for receptions (57), yards (934), touchdown receptions (10) and 100-yard games (three) ... No. 1 nationally among freshmen in touchdowns and yards and he is No. 2 in interceptions.

**2024 Statistical Comparison ( ) - SEC Ranking; [ ] - NCAA Ranking**

|                 | Tennessee      | Ohio State |
|-----------------|----------------|------------|
| Scoring Offense | 37.3 (2) [8]   | 35.5 [17]  |
| Total Offense   | 462.9 (2) [8]  | 423.5 [36] |
| Rushing Offense | 232.0 (1) [9]  | 169.2 [59] |
| Passing Offense | 230.9 (9) [62] | 254.3 [38] |
| Scoring Defense | 13.9 (2) [4]   | 10.9 [1]   |
| Total Defense   | 278.3 (2) [4]  | 241.1 [1]  |
| Rushing Defense | 99.6 (2) [8]   | 96.8 [7]   |
| Passing Defense | 178.7 (2) [17] | 144.3 [2]  |
| Turnover Margin | 0.42 (6) [37]  | 0.33 [44]  |

**Series/Game Notes**

Record: Tennessee leads 1-0  
 Last: Tennessee 20-14 (Jan. 1, 1996)

**Game Notes:** Tennessee and Ohio State will meet for just the second time. The two teams faced each other in the 1996 Citrus Bowl, as MVP Jay Graham rushed for 154 yards, and Peyton Manning completed 20-of-35 passes and a touchdown to lift the Volunteers to a 20-14 win. It will be Tennessee's first game in the state of Ohio. This is the third consecutive year a team from the SEC will face Ohio State in the postseason (Georgia in 2022 Peach Bowl and Missouri in 2023 Cotton Bowl).

Lockheed Martin Armed Forces Bowl



Oklahoma vs. Navy  
 December 27 • 11 a.m. CT • Fort Worth, Texas • Amon G. Carter Stadium  
 TV: ESPN (Courtney Lyle, Rene Ingoglia, Morgan Uber)  
 SiriusXM Radio: 374/84



**Oklahoma Sooners (6-6, 2-6 SEC)**

Head Coach: Brent Venables (Kansas State '92)  
 Overall / Years: 22-16 / Third season  
 Oklahoma / Years: Same  
 National Rankings: Not ranked  
 Bowl Appearance: 58th  
 Bowl Record: 31-25-1  
 Bowl Streak: L2 (last lost to Arizona 38-24 in 2023 Alamo Bowl)

**Key Performers In The Regular Season**

**LS Ben Anderson (6-5, 235, RSo., Charlotte, N.C.)**

Semifinalist for the Patrick Mannelly Award (presented to the nation's best long snapper) ... Has served as the long snapper on all of Oklahoma's punts and placekicks over the last two seasons and has made three tackles on punt returns in 2024.

**DB Billy Bowman Jr. (5-10, 194, Sr., Denton, Texas)**

Has started all 12 games at safety and ranks fourth on the team with his 54 tackles ... Tied for the team lead with his two interceptions and his two fumble recoveries, one of which was returned 43 yards for a touchdown at Missouri on Nov. 9.

**LB Danny Stutsman (6-4, 243, Sr., Windermere, Fla.)**

Finalist for the Butkus Award, started all 12 games at middle linebacker and ranks fourth in the SEC and 22nd nationally by averaging 9.1 tackles per game ... Fourth in the SEC and 24th in the country with his team-high 109 tackles, and has registered 8.0 tackles for loss.

**DL R Mason Thomas (6-2, 243, Jr., Fort Lauderdale, Fla.)**

All-SEC Second Team ... Registered a career-high 3.0 tackles for loss, all in the fourth quarter while OU was protecting a lead in its 34-19 win over Tulane ... Six of Thomas' 9.0 sacks this season have come in the fourth quarter and with OU protecting leads.

**Navy Midshipmen (9-3, 6-2 American)**

Head Coach: Brian Newberry (Baylor '98)  
 Overall / Years: 14-10 / Second season  
 Navy / Years: Same  
 National Rankings: Not ranked  
 Bowl Appearance: 25th  
 Bowl Record: 12-11-1  
 Bowl Streak: W2 (last def. Kansas State 20-17 in 2019 Liberty Bowl)

**Key Performers In The Regular Season**

**FS Rayuan Lane III (5-11, 197, Sr., Jessup, Md.)**

Named First-Team All-AAC for the first time in his career ... Third on the team in tackles with 61, has 2 interceptions (including one against Memphis that he returned for a touchdown to seal the win over the Tigers), has broken up 3 passes and has 3 forced fumbles.

**LB Colin Ramos (5-11, 209, Sr., Wayne, N.J.)**

First Team All-AAC honors ... Leads Navy in tackles for a second-consecutive year with 110 stops, while he has also recorded eight tackles for a loss, three sacks, two pass breakups, three quarterback hurries and a forced fumble.

**DE Justin Reed (6-3, 263, Sr., Apex, N.C.)**

Second Team All-AAC honors ... Leads the team in tackles for a loss (8.5) and is tied with Robinson for the team lead in sacks with 4.5 to go along with his 35 tackles, 1 pass breakup and a forced fumble, entering the game vs. Army.

**NG Landon Robinson (6-0, 285, Jr., Fairlawn, Ohio)**

Had 43 tackles entering the game vs. Army, 5.5 tackles for a loss, a team-high tying 4.5 sacks, six quarterback hurries, a forced fumble and a blocked kick ... His 4.5 sacks are tied for the most on the team, while his six quarterback hurries were the most on the team.

**2024 Statistical Comparison ( ) - SEC Ranking; [ ] - NCAA Ranking**

|                 | Oklahoma         | Navy        |
|-----------------|------------------|-------------|
| Scoring Offense | 24.3 (15) [94]   | 32.3 [37]   |
| Total Offense   | 322.5 (15) [121] | 375.5 [80]  |
| Rushing Offense | 154.9 (11) [76]  | 247.4 [8]   |
| Passing Offense | 167.6 (16) [122] | 128.2 [131] |
| Scoring Defense | 21.6 (10) [34]   | 23.2 [51]   |
| Total Defense   | 318.3 (5) [21]   | 380.5 [79]  |
| Rushing Defense | 105.8 (3) [13]   | 159.8 [85]  |
| Passing Defense | 212.4 (9) [54]   | 128.2 [131] |
| Turnover Margin | 0.08 (10) [58]   | 0.55 [30]   |

**Series/Game Notes**

Record: Navy leads 1-0  
 Last: Navy 10-0 (Oct. 2, 1965)

**Game Notes:** Oklahoma is making its school record 26th bowl appearance in a row. It is the nation's second-longest streak behind Georgia (28). The game will mark OU's first-ever appearance in the Armed Forces Bowl and Navy's third (it beat Middle Tennessee in 2013 and lost to Louisiana Tech in 2016). Oklahoma lost its only previous game against Navy, falling 10-0 in 1965 in Norman. The Sooners are 46-10-1 all-time against programs currently in the American Athletic Conference.

## Birmingham Bowl



Georgia Tech vs. Vanderbilt  
 December 27 • 2:30 p.m. CT • Birmingham, Ala. • Protective Stadium  
 TV: ESPN (Dave Neal, Aaron Murray, Ashley ShahAhmadi)  
 SiriusXM Radio: 374/84

**Georgia Tech Yellow Jackets (7-5, 5-3 ACC)**

Head Coach: Brent Key (Georgia Tech '01)

Overall / Years: 18-15 / Third season

Georgia Tech / Years: Same

National Rankings: Not Ranked

Bowl Appearance: 47th

Bowl Record: 26-20

Bowl Streak: W1 (last def. UCF 30-17 in 2023 Gasparilla Bowl)

**Key Performers In The Regular Season****LB Kyle Efford (6-2, 230, RSo., Dacula, Ga.)**

Leads the team with 64.0 total tackles this season in 10 games ... 5.5 tackles for loss (21 yards) ... Leads the team with three sacks this season ... 13.0 tackles vs. Georgia State ... 10.0 tackles in games vs. Florida State and North Carolina.

**DL Romello Height (6-3, 240, Jr., Dublin, Ga.)**

Leads the team with 6.5 tackles for loss (26 yards) ... 34.0 total tackles this season ... Tied for second on the team with 2.5 tackles for loss (16 yards) ... One interception to go along with four quarterback hurries and two forced fumbles.

**QB Haynes King (6-3, 215, Jr., Longview, Texas)**

Has passed for 1,910 yards and 11 touchdowns with only one interception this season ... Has rushed for 578 yards and 11 touchdowns ... Rushed for 110 yards and three touchdowns at Georgia ... Has rushed for at least one touchdown in each of the last four games.

**WR Malik Rutherford (5-9, 170, Jr., Miami, Fla.)**

Has at least one reception in all 12 games this season, including a season-high seven catches in games vs. Georgia State, Syracuse and Louisville ... Leads the team with 59 receptions ... Has three receiving touchdowns this season.

**Vanderbilt Commodores (6-6, 3-5 SEC)**

Head Coach: Clark Lea (Vanderbilt '04)

Overall / Years: 15-33 / Fourth season

Vanderbilt / Years: Same

National Rankings: Not Ranked

Bowl Appearance: 10th

Bowl Record: 4-4-1

Bowl Streak: L2 (last lost to Baylor 45-38 in 2018 Texas Bowl)

**Key Performers In The Regular Season****CB Martel Hight (6-0, 180, So., Rome, Ga.)**

Second Team All-SEC ... Led the SEC in punt return yards, totaling 259 yards on 16 returns for an average of 16.19 yards per return ... First Commodore to return a punt for a touchdown since 2012 in the win over Alcorn State.

**QB Diego Pavia (6-0, 207, Gr., Albuquerque, N.M.)**

SEC Newcomer of the Year ... Semifinalist for the Maxwell Award and Davey O'Brien Award ... Threw the fewest interceptions by a Vanderbilt quarterback since at least 1996 (min. 200 attempts) ... Had the second-fewest interceptions in the SEC (min. 250 attempts).

**P Jesse Mirco (6-4, 222, Gr., Fremantle, Western Australia)**

Second Team All-SEC ... Led the SEC in punting in his first year as a Commodore, averaging 47.98 yards per punt ... Had a long punt of 69 yards, second-best in the league, and pinned opponents inside the 20 19 times ... His 19 punts of at least 50 yards were tied for most in the conference.

**TE Eli Stowers (6-4, 235, Gr., Denton, Texas)**

First Team All-SEC ... Semifinalist for the Mackey Award this season after leading Vanderbilt in receiving with 45 receptions for 583 yards and four touchdowns ... Had six catches for 113 yards in Vandy's win over No. 1 Alabama.

**2024 Statistical Comparison ( ) - SEC Ranking; [ ] - NCAA Ranking**

|                 | Georgia Tech | Vanderbilt       |
|-----------------|--------------|------------------|
| Scoring Offense | 29.1 [59]    | 26.7 (13) [75]   |
| Total Offense   | 427.1 [33]   | 319.4 (16) [123] |
| Rushing Offense | 186.8 [38]   | 139.3 (13) [86]  |
| Passing Offense | 240.3 [49]   | 180.2 (15) [116] |
| Scoring Defense | 24.3 [63]    | 23.1 (12) [49]   |
| Total Defense   | 345.9 [46]   | 375.0 (14) [74]  |
| Rushing Defense | 120.2 [30]   | 136.7 (10) [44]  |
| Passing Defense | 225.8 [82]   | 238.3 (14) [99]  |
| Turnover Margin | 0.25 [47]    | 0.58 (3) [26]    |

**Series/Game Notes**

Record: Georgia Tech leads 20-15-1

Last: Georgia Tech, 38-7 (Sept. 17, 2016)

**Game Notes:** Vanderbilt and Georgia Tech have met 38 times with the Yellow Jackets holding a 20-15-3 edge in the series. Tech won the last meeting, 38-7, in Atlanta in 2016. The teams were both members of the Southeastern Conference from its founding until 1963 when Georgia Tech departed to become an independent. Vandy's last win in the series was in Nashville in 1941. Vandy and Georgia Tech have never met in the postseason, while it will be Vanderbilt's fourth bowl game against an ACC team.

**AutoZone Liberty Bowl**



Texas Tech vs. Arkansas  
 December 27 • 6 p.m. CT • Memphis, Tenn. • Simmons Bank Liberty Stadium  
**TV:** ESPN (Anish Shroff, Andre Ware, Paul Carcaterra)  
**ESPN Radio** (Noah Reed, Charles Arbuckle)  
**SiriusXM Radio:** 374/80



**Texas Tech (8-4, 6-3 Big 12)**

Head Coach: Joey McGuire (UT Arlington '95)  
 Overall / Years: 23-15 / Third season  
 Texas Tech / Years: Same  
 National Rankings: Not ranked  
 Bowl Appearance: 42nd  
 Bowl Record: 17-23-1  
 Bowl Streak: W3 (last def. Cal 34-14 in 2023 Independence Bowl)

**Key Performers In The Regular Season**

**RB Tahj Brooks (5-10, 230, Sr., Manor, Texas)**  
 All-Big 12 Second Team ... Semifinalist for the Doak Walker Award and a finalist for the NFF Campbell Trophy, ranks third in the FBS, and No. 1 in the Big 12, in rushing yards per game with 136.82 per game ... Fifth in the FBS in rushing yards with 1.505 despite playing in just 11 games.

**K Gino Garcia (6-2, 215, Sr, Richardson, Texas)**  
 All-Big 12 Second Team ... Finished the regular season 18-of-19 (94.7%) on field goals with his only miss coming on a 53-yard attempt, into the wind, in the waning seconds of the first half versus Colorado ... Lou Groza Award semifinalist.

**WR Josh Kelly (6-1, 195, Sr., Fresno, Calif.)**  
 All-Big 12 Second Team ... One of 20 players nationally to eclipse 1,000 yards receiving this season and was the first Texas Tech receiver to surpass 1,000 yards in a single season since Antoine Wesley in 2018 ... Ranks 17th nationally with 1,023 receiving yards.

**LB Jacob Rodriguez (6-1, 230, Jr., Wichita Falls, Texas)**  
 Earned All-Big 12 First Team honors ... Wrapped up the regular season as the Big 12 leader in total tackles with 118 ... Ranks tied for 11th nationally in tackles and tied for 13th nationally in tackles per game averaging 9.83

**Arkansas Razorbacks (6-6, 3-5 SEC)**

Head Coach: Sam Pittman (Pittsburg State '86)  
 Overall / Years: 29-31 / Fifth season  
 Arkansas / Years: Same  
 National Rankings: Not ranked  
 Bowl Appearance: 45th  
 Bowl Record: 17-24-3  
 Bowl Streak: W2 (last def. Kansas 55-53 in 2022 Liberty Bowl)

**Key Performers In The Regular Season**

**WR Andrew Armstrong (6-4, 202, Sr., Dallas, Texas)**  
 All-SEC Second Team ... First Razorback wide receiver to earn All-SEC honors since Treyton Burks in 2021 ... Registered a team-high 78 receptions for 1,140 yards and a touchdown ... Led the league and ranked in the top 10 nationally in receiving yards.

**OL Fernando Carmona (6-5, 322, Jr., Las Vegas, Nev.)**  
 All-SEC Third Team ... Paved the way for 5,414 yards on total offense, including 3,230 passing yards and 2,184 rushing yards in the regular season ... Started all 12 games on an offensive unit that ranked 13th nationally in total offense per game (451.2).

**DL Landon Jackson (6-7, 280, Sr., Texarkana, Texas)**  
 All-SEC Second Team ... Logged 49 total tackles, including a team-high 9.5 for loss and 6.5 sacks in addition to nine quarterback hurries, three pass breakups, a fumble recovery, a forced fumble and a blocked field goal.

**LB Xavian Sorey Jr. (6-3, 225, Jr., Campbellton, Fla.)**  
 All-SEC Third Team ... Led the Razorbacks with 89 total tackles in addition to posting nine tackles for loss, three quarterback hurries, two sacks, an interception and a pass breakup ... Led or tied for the single-game team-high in tackles during four games in 2024.

**2024 Statistical Comparison ( ) - SEC Ranking; [ ] - NCAA Ranking**

|                 | Texas Tech  | Arkansas         |
|-----------------|-------------|------------------|
| Scoring Offense | 38.6 [5]    | 30.3 (8) [48]    |
| Total Offense   | 459.8 [9]   | 451.2 (3) [13]   |
| Rushing Offense | 161.8 [67]  | 182.0 (5) [42]   |
| Passing Offense | 298.1 [9]   | 269.2 (5) [21]   |
| Scoring Defense | 34.5 [120]  | 24.9 (15) [70]   |
| Total Defense   | 451.9 [123] | 366.0 (13) [66]  |
| Rushing Defense | 146.6 [64]  | 121.8 (7) [32]   |
| Passing Defense | 305.3 [132] | 244.2 (16) [107] |
| Turnover Margin | 0.17 [54]   | -0.75 (15) [118] |

**Series/Game Notes**

Record: Arkansas leads 29-8  
 Last: Texas Tech, 35-24 (Sept. 19, 2015)

**Game Notes:** Arkansas will make its 45th bowl appearance but meet the Red Raiders in a bowl game for the first time. The last time the two teams met on the field was in 2015 but the two programs faced off annually from 1957-1991 as members of the Southwest Conference. Arkansas is 29-8 all time vs. Texas Tech. The Razorbacks will make their seventh appearance in the Liberty Bowl dating back to 1971 against Tennessee.

SRS Distribution Las Vegas Bowl



Texas A&M vs. Southern California  
 December 27 • 9:30 p.m. CT • Paradise, Nev. • Allegiant Stadium  
**TV:** ESPN (Dave Flemming, Brock Osweiler, Stormy Buonantony)  
**ESPN Radio** (Roxy Bernstein, Jordan Reid)  
**SiriusXM Radio:** 374/80

**Texas A&M Aggies (8-4, 5-3 SEC)**

Head Coach: Mike Elko (Pennsylvania'99)  
 Overall / Years: 24-13 / Third season  
 Texas A&M / Years: 8-4 / First season

National Rankings: Not ranked  
 Bowl Appearance: 44th  
 Bowl Record: 20-23  
 Bowl Streak: L1 (last lost to Oklahoma State 31-23 in 2023 Texas Bowl)

**Key Performers In The Regular Season**

**DB Will Lee III (6-3, 190, Jr., St. Louis, Mo.)**

Second Team All-SEC ... Ranks fourth in the SEC and 25th nationally with 10 pass breakups, eight of which came in league play ... Added 42 tackles, including 39 solo takedowns and one forced fumble ... Returned one of his two interceptions on the season for a 93-yard score.

**DL Nic Scourton (6-4, 285, Jr., Bryan, Texas)**

Walter Camp All-America Second Team ... Third in the SEC and ranks 19th nationally with 14.0 tackles for loss, while his 10.0 tackles for loss in conference play ranked second in the league ... Registered at least 1.0 tackle for loss in eight games this season.

**DL Shemar Stewart (6-6, 290, Jr., Miami, Fla.)**

Third Team All-SEC ... Has tallied 31 tackles, including 14 solo take-downs, 5.5 tackles for loss and 1.5 sacks, while adding seven quarter-back hurries, two pass breakups and one forced fumble ... Has helped the Aggies rank among the top-20 nationally in tackles for loss (86.0).

**OL Trey Zuhn III (6-7, 315, Jr., Fort Collins, Colo.)**

Third Team All-SEC ... Started each game at left tackle in the regular season and helped pave the way for an Aggie rushing attack that ranks second in the SEC and 22nd nationally with 199.2 yards per game, notching five games of 225-plus yards on the ground.

**USC Trojans (6-6, 4-5 Big Ten)**

Head Coach: Lincoln Riley (Texas Tech '06)  
 Overall / Years: 80-24 / Eighth season  
 USC / Years: 25-14 / Third season

National Rankings: Not ranked  
 Bowl Appearance: 58th  
 Bowl Record: 36-21  
 Bowl Streak: W1 (last def. Louisville 42-28 in 2023 Holiday Bowl)

**Key Performers In The Regular Season**

**P Eddie Czaplicki (6-1, 207, Sr., Charlotte, N.C.)**

Ray Guy Award winner ... Leads the nation in percentage of punts inside the 20 for punters with a minimum of 30 attempts ... Twenty-four of his punts have been inside the 20, 9 have been inside the 10 and 4 inside the 5 ... Has recorded just 1 touchback the entire season.

**WR Makai Lemon (5-11, 190, So., Los Alamitos, Calif.)**

Recorded 46 receptions for a team-leading 665 yards (14.5 avg.) and 3 TDs ... Also fielded kickoff returns, recording 18 returns for 468 yards (26.0 avg.) with a long of 80 yards ... Leads the Big Ten in kickoff returns and ranks No. 10 in the nation.

**RB Woody Marks (5-10, 208, Sr., Atlanta, Ga.)**

All-Big Ten Second Team ... Recorded 1,133 rushing yards on 198 attempts (5.7 avg.) with 9 TDs ... Sits at 24th among USC's all-time single-season rushing leaders with 1,133 yards this season ... Rushed for 146 yards vs. Nebraska.

**OL Emmanuel Pregon (6-5, 320, Sr., Dever, Colo.)**

All-Big Ten Second Team ... Per PFF, Pregon is the No. 12 ranked guard in the Big Ten with an overall offensive grade of 72.9 ... He ranks as the No. 11 guard in the Big Ten for run blocking with a 70.8 grade ... USC was No. 1 in the Big Ten and No. 23 in the nation in total offense (440.3).

**2024 Statistical Comparison ( ) - SEC Ranking; [ ] - NCAA Ranking**

|                 | Texas A&M       | USC         |
|-----------------|-----------------|-------------|
| Scoring Offense | 30.3 (7) [47]   | 29.8 [51]   |
| Total Offense   | 402.7 (10) [52] | 440.3 [23]  |
| Rushing Offense | 199.2 (2) [22]  | 148.7 [981] |
| Passing Offense | 203.5 (13) [93] | 291.7 [10]  |
| Scoring Defense | 21.2 (8) [29]   | 23.5 [56]   |
| Total Defense   | 364.6 (12) [64] | 371.6 [70]  |
| Rushing Defense | 137.7 (11) [49] | 140.4 [54]  |
| Passing Defense | 226.9 (11) [83] | 231.2 [87]  |
| Turnover Margin | 0.33 (8) [44]   | -0.17 [79]  |

**Series/Game Notes**

Record: USC leads 3-0  
 Last: USC, 47-28 (Dec. 31, 1977)

**Game Notes:** Texas A&M is making its first appearance in the Las Vegas Bowl. It will mark the Aggies' first bowl game west of the Rocky Mountains since the 2006 Holiday Bowl against California in San Diego, Calif. It also marks the first time Texas A&M and USC have met since 1977 when the Trojans won 47-28 in the Bluebonnet Bowl at the Astrodome in Houston, Texas. USC opened its season at Allegiant Stadium with a win over LSU on Sept. 1.



## TransPerfect Music City Bowl



Iowa vs. Missouri

December 30 • 1:30 p.m. CT • Nashville, Tenn. • Nissan Stadium

TV: ESPN (Taylor Zanzour, Matt Stinchcomb, Alyssa Lang)

ESPN Radio (Kevin Winter, Orlando Franklin)

SiriusXM Radio: 374/80



### Iowa Hawkeyes (8-4, 6-3 Big Ten)

Head Coach: Kirk Ferentz (Connecticut '78)

Overall / Years: 216-144 / 29th season

Iowa / Years: 204-123 / 26th season

National Rankings: Not ranked

Bowl Appearance: 37th

Bowl Record: 18-17-1

Bowl Streak: L1 (last lost to Tennessee 35-0 in 2024 Citrus Bowl)

### Key Performers In The Regular Season

#### LS Luke Elkin (6-1, 228, Sr., Neenah, Wis.)

AFC A All-America ... Has been Iowa's long snapper the past four seasons ... Second-team all-conference honoree ... Earned the team's Next Man In Award (special teams) as a freshman, Hayden Fry Award as a sophomore and Coaches Appreciation Award as a junior.

#### LB Jay Higgins (6-2, 232, 5th Yr., Indianapolis, Ind.)

Walter Camp first-team All-American, the Butkus-Fitzgerald Big Ten Linebacker of the Year and first-team All-Big Ten ... The only player in the nation with 100+ tackles and four interceptions ... Has 118 tackles — second most in the Big Ten, 13th-most nationally.

#### RB Kaleb Johnson (6-0, 225, Jr., Hamilton, Ohio)

Walter Camp first-team All-American ... Posted school single-season records in points (138), total touchdowns (23) and rushing scores (21) ... Rushed for 1,537 yards in 12 games, sixth-most in the country and third-most in program history.

#### WR Kaden Wetjen (5-10, 196, Sr., Williamsburg, Iowa)

2024 Rodgers-Dwight Return Specialist of the Year, a first-team All-Big Ten selection and finalist for the Jet Award ... Leads the nation with 888 combined kick return yards (next most is 674 yards) ... Second in the FBS in punt return yards (312) and sixth in kickoff return yards (576).

### Missouri Tigers (9-3, 5-3 SEC)

Head Coach: Eliah Drinkwitz (Arkansas Tech '04)

Overall / Years: 49-25 / Sixth season

Missouri / Years: 37-24 / Fifth season

National Rankings: 19 CFP / 23 AP / 20 Coaches

Bowl Appearance: 37th

Bowl Record: 16-20

Bowl Streak: W1 (last def. Ohio State 14-3 in 2023 Cotton Bowl)

### Key Performers In The Regular Season

#### WR Luther Burden III (5-11, 205, Jr., St. Louis, Mo.)

Had a team-high 61 receptions for 676 yards and six touchdowns ... Ranked third in the SEC in receptions per game (5.1) during the regular season and climbed to No. 4 on the Tigers' all-time receptions list (192) and sixth on MU's career receiving yardage chart (2,263).

#### QB Brady Cook (6-2, 212, Gr., St. Louis, Mo.)

After compiling 2,248 passing yards this season, Cook sits 73 yards shy of matching Brad Smith for third all-time in program history and just 274 yards short of becoming the first quarterback in school lore to pass and rush for 9,000 and 1,000 yards, respectively, in a Mizzou career.

#### OL Armand Membou (6-3, 325, Jr., Lee's Summit, Mo.)

Helped anchor a line for a Mizzou offense that led the SEC and ranked seventh nationally in time of possession (33:01) during the regular season ... Has started 26-straight games ... The Tigers scored on 43-of-47 (91.5 percent) trips inside the opposition's 20-yard line.

#### DE Johnny Walker Jr. (6-3, 250, Gr., Tampa, Fla.)

Led the Mizzou defense in tackles for loss (10.5) and sacks (7.5) this season ... Started all 12 games during the regular season, logging 40 tackles and registering at least one-half sack in each of Mizzou's final six contests, marking the longest active streak in the nation.

### 2024 Statistical Comparison ( ) - SEC Ranking; [ ] - NCAA Ranking

|                 | Iowa        | Missouri        |
|-----------------|-------------|-----------------|
| Scoring Offense | 28.0 [66]   | 29.1 (10) [59]  |
| Total Offense   | 331.5 [113] | 390.7 (11) [62] |
| Rushing Offense | 199.8 [21]  | 170.8 (7) [55]  |
| Passing Offense | 131.7 [130] | 219.9 (11) [76] |
| Scoring Defense | 17.1 [9]    | 20.1 (6) [20]   |
| Total Defense   | 313.6 [16]  | 319.3 (6) [22]  |
| Rushing Defense | 117.5 [26]  | 133.8 (9) [40]  |
| Passing Defense | 196.1 [36]  | 185.5 (4) [26]  |
| Turnover Margin | 1.08 [7]    | 0.58 (3) [26]   |

### Series/Game Notes

Record: Missouri leads 7-6

Last: Iowa, 27-24 (Dec. 28, 2010)

**Game Notes:** The meeting between Missouri and Iowa will mark the first since 2010 and the 14th in the series history with the Tigers holding the slim 7-6 advantage on the previous 13 matchups. MU will play in its first Music City Bowl. The Tigers were invited to participate in the Music City Bowl against Iowa in 2020, but the game was canceled. Iowa will be making its second Music Bowl appearance. The Hawkeyes defeated Kentucky in 2022. The Hawkeyes have won four of their last six bowl games.

## SEC IN POSTSEASON BOWLS

## BCS NATIONAL CHAMPIONSHIP GAME (9-1)

Jan. 4, 1999 - Tennessee 23, Florida State 16  
 Jan. 4, 2004 - LSU 21, Oklahoma 14  
 Jan. 8, 2007 - Florida 41, Ohio State 14 (at Glendale, Ariz.)  
 Jan. 7, 2008 - LSU 38, Ohio State 24 (at New Orleans, La.)  
 Jan. 8, 2009 - Florida 24, Oklahoma 14 (at Miami, Fla.)  
 Jan. 7, 2010 - Alabama 37, Texas 21 (at Pasadena, Calif.)  
 Jan. 10, 2011 - Auburn 22, Oregon 19 (at Glendale, Ariz.)  
 Jan. 9, 2012 - Alabama 21, LSU 0 (at New Orleans, La.)  
 Jan. 7, 2013 - Alabama 42, Notre Dame (at Miami, Fla.)  
 Jan. 6, 2014 - Florida State 34, Auburn 31 (at Pasadena, Calif.)

## COLLEGE FOOTBALL PLAYOFF (14-6)

Jan. 1, 2015 - Ohio State 42, Alabama 35  
 Allstate Sugar Bowl  
 Dec. 31, 2015 - Alabama 38, Michigan State 0  
 Goodyear Cotton Bowl  
 Jan. 11, 2016 - Alabama 45, Clemson 40  
 CFP National Championship Game  
 December 31, 2016 - Alabama 24, Washington 7  
 Chick-fil-A Peach Bowl  
 January 9, 2017 - Clemson 35, Alabama 31  
 CFP National Championship Game  
 January 1, 2018 - Georgia 54, Oklahoma 48 [2 OT]  
 Rose Bowl presented by Northwestern Mutual  
 January 1, 2018 - Alabama 24, Clemson 6  
 Allstate Sugar Bowl  
 January 8, 2018 - Alabama 26, Georgia 23 [OT]  
 CFP National Championship Game  
 December 29, 2018 - Alabama 45, Oklahoma 34  
 Capital One Orange Bowl  
 January 7, 2019 - Clemson 44, Alabama 16  
 CFP National Championship Game  
 December 28, 2019 - LSU 63, Oklahoma 28  
 Chick-fil-A Peach Bowl  
 January 13, 2020 - LSU 42, Clemson 25  
 CFP National Championship Game  
 January 1, 2021 - Alabama 31, Notre Dame 14  
 Rose Bowl  
 January 11, 2021 - Alabama 52, Ohio State 24  
 CFP National Championship Game  
 December 31, 2021 - Alabama 27, Cincinnati 6  
 Goodyear Cotton Bowl Classic  
 December 31, 2021 - Georgia 34, Michigan 11  
 Capital One Orange Bowl  
 January 10, 2022 - Georgia 33, Alabama 18  
 CFP National Championship Game  
 December 31, 2022 - Georgia 42, Ohio State 41  
 Chick-fil-A Peach Bowl  
 January 9, 2023 - Georgia 65, TCU 7  
 CFP National Championship Game  
 January 1, 2024 - Michigan 27, Alabama 20 [OT]  
 Rose Bowl

## CFP National Championship Game (6-4)

January 11, 2016 - Alabama 45, Clemson 40  
 January 9, 2017 - Clemson 35, Alabama 31  
 January 8, 2018 - Alabama 26, Georgia 23 [OT]  
 January 7, 2019 - Clemson 44, Alabama 16  
 January 13, 2020 - LSU 42, Clemson 25  
 January 11, 2021 - Alabama 52, Ohio State 24  
 January 10, 2022 - Georgia 33, Alabama 18  
 January 9, 2023 - Georgia 65, TCU 7

## CITRUS BOWL (26-13-1)

Dec. 22, 1973 - Miami (OH) 16, Florida 7  
 Dec. 21, 1974 - Miami (OH) 21, Georgia 10

## \*Dec. 20, 1975 - Miami (OH) 20, South Carolina 7

Dec. 22, 1979 - LSU 34, Wake Forest 10  
 Dec. 20, 1980 - Florida 35, Maryland 20  
 Dec. 18, 1982 - Auburn 33, Boston College 26  
 Dec. 17, 1983 - Tennessee 30, Maryland 23  
 Dec. 22, 1984 - Georgia 17, Florida State 17  
 Jan. 1, 1987 - Auburn 16, Southern Cal 7  
 Jan. 1, 1993 - Georgia 21, Ohio State 14  
 Jan. 1, 1994 - Penn State 31, Tennessee 13  
 Jan. 2, 1995 - Alabama 24, Ohio State 17  
 Jan. 1, 1996 - Tennessee 20, Ohio State 14  
 Jan. 1, 1997 - Tennessee 48, Northwestern 28  
 Jan. 1, 1998 - Florida 21, Penn State 6  
 Jan. 1, 1999 - Michigan 45, Arkansas 31  
 Jan. 1, 2000 - Michigan State 37, Florida 34  
 Jan. 1, 2001 - Michigan 31, Auburn 28  
 Jan. 1, 2002 - Tennessee 45, Michigan 17  
 Jan. 1, 2003 - Auburn 13, Penn State 7  
 Jan. 1, 2004 - Georgia 34, Purdue 27 (OT)  
 Jan. 1, 2005 - Iowa 30, LSU 25  
 Jan. 2, 2006 - West Virginia 38, Georgia 35  
 Jan. 1, 2007 - Wisconsin 17, Arkansas 14  
 Jan. 1, 2008 - Michigan 41, Florida 35  
 Jan. 1, 2009 - Georgia 24, Michigan State 12  
 Jan. 1, 2010 - Penn State 19, LSU 17  
 Jan. 1, 2011 - Alabama 49, Michigan State 7  
 Jan. 2, 2012 - South Carolina 30, Nebraska 13  
 Jan. 1, 2013 - Georgia 45, Nebraska 31  
 Jan. 1, 2014 - South Carolina 34, Wisconsin 24  
 Jan. 1, 2015 - Missouri 33, Minnesota 17  
 Jan. 1, 2016 - Michigan 41, Florida 7  
 Dec. 31, 2016 - LSU 29, Louisville 9  
 Jan. 1, 2018 - Notre Dame 21, LSU 17  
 Jan. 1, 2019 - Kentucky 27, Penn State 23  
 Jan. 1, 2020 - Alabama 35, Michigan 16  
 Jan. 1, 2021 - Northwestern 35, Auburn 19  
 Jan. 1, 2022 - Kentucky 20, Iowa 17  
 Jan. 2, 2023 - LSU 63, Purdue 7  
 Jan. 1, 2024 - Tennessee 35, Iowa 0

## RELIAQUEST BOWL (21-13)

Dec. 23, 1986 - Boston College 27, Georgia 24  
 Jan. 2, 1988 - Michigan 28, Alabama 24  
 Jan. 2, 1989 - Syracuse 23, LSU 10  
 Jan. 1, 1990 - Auburn 31, Ohio State 14  
 Jan. 1, 1993 - Tennessee 38, Boston College 23  
 Jan. 1, 1996 - Penn State 43, Auburn 14  
 Jan. 1, 1997 - Alabama 17, Michigan 14  
 Jan. 1, 1998 - Georgia 33, Wisconsin 6  
 Jan. 1, 1999 - Penn State 26, Kentucky 14  
 Jan. 1, 2000 - Georgia 28, Purdue 25 [OT]  
 Jan. 1, 2001 - South Carolina 24, Ohio State 7  
 Jan. 1, 2002 - South Carolina 31, Ohio State 28  
 Jan. 1, 2003 - Michigan 38, Florida 30  
 Jan. 1, 2004 - Iowa 37, Florida 17  
 Jan. 1, 2005 - Georgia 24, Wisconsin 21  
 Jan. 2, 2006 - Florida 31, Iowa 24  
 Jan. 1, 2007 - Penn State 20, Tennessee 10  
 Jan. 1, 2008 - Tennessee 21, Wisconsin 17  
 Jan. 1, 2009 - Iowa 31, South Carolina 10  
 Jan. 1, 2010 - Auburn 38, Northwestern 35 (OT)  
 Jan. 1, 2011 - Florida 37, Penn State 24  
 Jan. 2, 2012 - Michigan State 33, Georgia 30 (OT)  
 Jan. 1, 2013 - South Carolina 33, Michigan 28  
 Jan. 1, 2014 - LSU 21, Iowa 14  
 Jan. 1, 2015 - Wisconsin 34, Auburn 31 (OT)  
 Jan. 1, 2016 - Tennessee 45, Northwestern 6

Jan. 2, 2017 - Florida 30, Iowa 3  
 Jan. 1, 2018 - South Carolina 26, Michigan 19  
 Jan. 1, 2019 - Iowa 27, Mississippi State 22  
 Jan. 1, 2020 - Minnesota 31, Auburn 24  
 Jan. 2, 2021 - Ole Miss 26, Indiana 20  
 Jan. 1, 2022 - Arkansas 24, Penn State 10  
 Jan. 2, 2023 - Mississippi State 19, Illinois 10  
 Jan. 1, 2024 - LSU 35, Wisconsin 31

## CHICK-FIL-A PEACH BOWL (24-17)

Dec. 30, 1968 - LSU 31, Florida State 27  
 \*Dec. 30, 1969 - West Virginia 14, South Carolina 3  
 Dec. 30, 1971 - Ole Miss 41, Georgia Tech 18  
 Dec. 28, 1973 - Georgia 17, Maryland 16  
 Dec. 28, 1974 - Vanderbilt 6, Texas A&M 6  
 Dec. 31, 1976 - Kentucky 21, North Carolina 0  
 Dec. 31, 1981 - West Virginia 26, Florida 6  
 Dec. 31, 1982 - Iowa 28, Tennessee 22  
 Jan. 2, 1988 - Tennessee 27, Indiana 22  
 Dec. 30, 1989 - Syracuse 19, Georgia 18  
 Dec. 29, 1990 - Auburn 27, Indiana 23  
 Jan. 2, 1993 - North Carolina 21, Miss. State 17  
 Dec. 31, 1993 - Clemson 14, Kentucky 13  
 Jan. 1, 1995 - N.C. State 28, Miss. State 24  
 Dec. 30, 1995 - Virginia 34, Georgia 27  
 Dec. 28, 1996 - LSU 10, Clemson 7  
 Jan. 2, 1998 - Auburn 21, Clemson 17  
 Dec. 31, 1998 - Georgia 35, Virginia 33  
 Dec. 30, 1999 - Miss. State 17, Clemson 7  
 Dec. 29, 2000 - LSU 28, Georgia Tech 14  
 Dec. 31, 2001 - North Carolina 16, Auburn 10  
 Dec. 31, 2002 - Maryland 30, Tennessee 3  
 Jan. 2, 2004 - Clemson 27, Tennessee 14  
 Dec. 31, 2004 - Miami (Fla.) 27, Florida 10  
 Dec. 30, 2005 - LSU 40, Miami (Fla.) 3  
 Dec. 30, 2006 - Georgia 31, Virginia Tech 24  
 Dec. 31, 2007 - Auburn 23, Clemson 20  
 Dec. 31, 2008 - LSU 38, Georgia Tech 3  
 Dec. 31, 2009 - Virginia Tech 37, Tennessee 14  
 Dec. 31, 2010 - Florida State 26, South Carolina 17  
 Dec. 31, 2011 - Auburn 43, Virginia 24  
 Dec. 31, 2012 - Clemson 25, LSU 24  
 Dec. 31, 2013 - Texas A&M 52, Duke 48  
 Dec. 31, 2014 - TCU 42, Ole Miss 3  
 Dec. 31, 2016 - Alabama 24, Washington 7  
 Jan. 1, 2018 - UCF 34, Auburn 27  
 Dec. 29, 2018 - Florida 41, Michigan 15  
 Dec. 28, 2019 - LSU 63, Oklahoma 28  
 Jan. 1, 2021 - Georgia 24, Cincinnati 21  
 Dec. 31, 2022 - Georgia 42, Ohio State 41  
 Dec. 30, 2023 - Ole Miss 38, Penn State 25

## LIBERTY BOWL (20-10)

Dec. 19, 1959 - Penn State 7, Alabama 0  
 Dec. 21, 1963 - Mississippi State 16, N.C. State 12  
 Dec. 18, 1965 - Ole Miss 13, Auburn 7  
 Dec. 16, 1967 - N.C. State 14, Georgia 7  
 Dec. 14, 1968 - Ole Miss 34, Virginia Tech 17  
 Dec. 13, 1969 - Colorado 47, Alabama 33  
 Dec. 20, 1971 - Tennessee 14, Arkansas 13  
 Dec. 16, 1974 - Tennessee 7, Maryland 3  
 Dec. 20, 1976 - Alabama 36, UCLA 6  
 Dec. 23, 1978 - Missouri 20, LSU 15  
 Dec. 29, 1982 - Alabama 21, Illinois 15  
 Dec. 27, 1984 - Auburn 21, Arkansas 15  
 Dec. 27, 1985 - Baylor 21, LSU 7  
 Dec. 29, 1986 - Tennessee 21, Minnesota 14

## SEC IN POSTSEASON BOWLS

Dec. 29, 1987 - Georgia 20, Arkansas 17  
 Dec. 28, 1989 - Ole Miss 42, Air Force 29  
 Dec. 29, 1991 - Air Force 38, Mississippi State 15  
 Dec. 31, 1992 - Ole Miss 13, Air Force 0  
 Dec. 29, 2006 - South Carolina 44, Houston 36  
 Dec. 29, 2007 - Mississippi State 10, Central Florida 3  
 Jan. 2, 2009 - Kentucky 25, East Carolina 19  
 Jan. 2, 2010 - Arkansas 20, East Carolina 17 (OT)  
 Dec. 31, 2010 - Central Florida 10, Georgia 6  
 Dec. 31, 2011 - Cincinnati 31, Vanderbilt 24  
 Dec. 31, 2013 - Mississippi State 44, Rice 7  
 Dec. 29, 2014 - Texas A&M 45, West Virginia 37  
 Jan. 2, 2016 - Arkansas 45, Kansas State 23  
 Dec. 30, 2016 - Georgia 31, TCU 23  
 Dec. 31, 2018 - Oklahoma State 38, Missouri 33  
 Dec. 28, 2021 - Texas Tech 34, Mississippi State 7  
 Dec. 28, 2022 - Arkansas 55, Kansas 53 (30T)

## MUSIC CITY BOWL (9-15)

Dec. 29, 1998 - Virginia Tech 38, Alabama 7  
 Dec. 29, 1999 - Syracuse 20, Kentucky 13  
 Dec. 28, 2000 - West Virginia 49, Ole Miss 38  
 Dec. 28, 2001 - Boston College 20, Georgia 16  
 Dec. 30, 2002 - Minnesota 29, Arkansas 14  
 Dec. 31, 2003 - Auburn 28, Wisconsin 14  
 Dec. 31, 2004 - Minnesota 20, Alabama 16  
 Dec. 29, 2006 - Kentucky 28, Clemson 20  
 Dec. 31, 2007 - Kentucky 35, Florida State 28  
 Dec. 31, 2008 - Vanderbilt 16, Boston College 14  
 Dec. 27, 2009 - Clemson 21, Kentucky 13  
 Dec. 30, 2010 - North Carolina 30, Tennessee 27 (OT)  
 Dec. 30, 2011 - Mississippi State 23, Wake Forest 17  
 Dec. 31, 2012 - Vanderbilt 38, N.C. State 24  
 Dec. 30, 2013 - Ole Miss 25, Georgia Tech 17  
 Dec. 30, 2014 - Notre Dame 31, LSU 28  
 Dec. 30, 2015 - Louisville 27, Texas A&M 21  
 Dec. 30, 2016 - Tennessee 38, Nebraska 24  
 Dec. 29, 2017 - Northwestern 24, Kentucky 23  
 Dec. 28, 2018 - Auburn 63, Purdue 14  
 Dec. 30, 2019 - Louisville 38, Mississippi State 28  
 Dec. 30, 2021 - Purdue 48, Tennessee 45 (OT)  
 Dec. 31, 2022 - Iowa 21, Kentucky 0  
 Dec. 30, 2023 - Maryland 31, Auburn 13

## INDEPENDENCE BOWL (13-4)

Dec. 10, 1983 - Air Force 9, Ole Miss 3  
 Dec. 20, 1986 - Ole Miss 20, Texas Tech 17  
 \*Dec. 29, 1991 - Georgia 24, Arkansas 15  
 Dec. 29, 1995 - LSU 45, Michigan State 26  
 Dec. 31, 1996 - Auburn 32, Army 29  
 Dec. 28, 1997 - LSU 27, Notre Dame 9  
 Dec. 31, 1998 - Ole Miss 35, Texas Tech 18  
 Dec. 31, 1999 - Ole Miss 27, Oklahoma 25  
 Dec. 31, 2000 - Miss. State 43, Texas A&M 41 (OT)  
 Dec. 27, 2001 - Alabama 14, Iowa State 13  
 Dec. 27, 2002 - Ole Miss 27, Nebraska 23  
 Dec. 31, 2003 - Arkansas 27, Missouri 14  
 Dec. 30, 2005 - Missouri 38, South Carolina 31  
 Dec. 28, 2006 - Oklahoma State 34, Alabama 31  
 Dec. 30, 2007 - Alabama 30, Colorado 24  
 Dec. 28, 2009 - Georgia 44, Texas A&M 20  
 Dec. 27, 2014 - South Carolina 24, Miami 21  
 Dec. 26, 2016 - N.C. State 41, Vanderbilt 17

## GATOR BOWL (28-19)

Jan. 1, 1946 - Wake Forest 26, South Carolina 14  
 Jan. 1, 1948 - Georgia 20, Maryland 20

Jan. 1, 1953 - Florida 14, Tulsa 13  
 Jan. 1, 1954 - Texas Tech 35, Auburn 13  
 Dec. 31, 1954 - Auburn 33, Baylor 13  
 Dec. 31, 1955 - Vanderbilt 25, Auburn 13  
 Dec. 28, 1957 - Tennessee 3, Texas A&M 0  
 Dec. 27, 1958 - Ole Miss 7, Florida 3  
 Jan. 2, 1960 - Arkansas 14, Georgia Tech 7  
 Dec. 31, 1960 - Florida 13, Baylor 12  
 Dec. 29, 1962 - Florida 17, Penn State 7  
 Dec. 31, 1966 - Tennessee 18, Syracuse 12  
 Dec. 28, 1968 - Missouri 35, Alabama 10  
 Dec. 27, 1969 - Florida 14, Tennessee 13  
 Jan. 2, 1971 - Auburn 35, Ole Miss 28  
 Dec. 31, 1971 - Georgia 7, North Carolina 3  
 Dec. 30, 1972 - Auburn 24, Colorado 3  
 Dec. 29, 1973 - Texas Tech 28, Tennessee 19  
 Dec. 30, 1974 - Auburn 27, Texas 3  
 Dec. 29, 1975 - Maryland 13, Florida 0  
 Dec. 29, 1980 - Pittsburgh 37, South Carolina 9  
 Dec. 28, 1981 - North Carolina 31, Arkansas 27  
 Dec. 30, 1983 - Florida 14, Iowa 6  
 Dec. 28, 1984 - Oklahoma State 21, South Carolina 14  
 Dec. 31, 1987 - LSU 30, South Carolina 13  
 Jan. 1, 1989 - Georgia 34, Michigan State 27  
 Jan. 1, 1991 - Michigan 35, Ole Miss 3  
 Dec. 31, 1992 - Florida 27, N.C. State 10  
 Dec. 31, 1993 - Alabama 24, North Carolina 10  
 Dec. 30, 1994 - Tennessee 45, Virginia Tech 23  
 Jan. 1, 2011 - Mississippi State 52, Michigan 14  
 Jan. 2, 2012 - Florida 24, Ohio State 17  
 Jan. 1, 2013 - Northwestern 34, Mississippi State 20  
 Jan. 1, 2014 - Nebraska 24, Georgia 19  
 Jan. 2, 2015 - Tennessee 45, Iowa 28  
 Jan. 2, 2015 - Georgia 24, Penn State 17  
 Dec. 31, 2016 - Georgia Tech 33, Kentucky 18  
 Dec. 30, 2017 - Mississippi State 31, Louisville 27  
 Dec. 31, 2018 - Texas A&M 52, N.C. State 13  
 Jan. 2, 2020 - Tennessee 23, Indiana 22  
 Jan. 2, 2021 - Kentucky 23, NC State 21  
 Dec. 30, 2022 - Notre Dame 45, South Carolina 38  
 Dec. 29, 2023 - Clemson 38, Kentucky 35

## SUGAR BOWL (32-34)

Jan. 1, 1936 - TCU 3, LSU 2  
 Jan. 1, 1937 - Santa Clara 21, LSU 14  
 Jan. 1, 1938 - Santa Clara 6, LSU 0  
 Jan. 1, 1941 - Boston College 19, Tennessee 13  
 Jan. 1, 1943 - Tennessee 14, Tulsa 7  
 Jan. 1, 1945 - Duke 29, Alabama 26  
 Jan. 1, 1947 - Georgia 20, North Carolina 10  
 Jan. 1, 1948 - Texas 27, Alabama 7  
 Jan. 2, 1950 - Oklahoma 35, LSU 0  
 Jan. 1, 1951 - Kentucky 13, Oklahoma 7  
 Jan. 1, 1952 - Maryland 28, Tennessee 13  
 Jan. 1, 1953 - Georgia Tech 24, Ole Miss 7  
 Jan. 1, 1955 - Navy 21, Ole Miss 0  
 Jan. 1, 1957 - Baylor 13, Tennessee 7  
 Jan. 1, 1958 - Ole Miss 39, Texas 7  
 Jan. 1, 1959 - LSU 7, Clemson 0  
 Jan. 1, 1960 - Ole Miss 21, LSU 0  
 Jan. 2, 1961 - Ole Miss 14, Rice 6  
 Jan. 1, 1962 - Alabama 10, Arkansas 3  
 Jan. 1, 1963 - Ole Miss 17, Arkansas 13  
 Jan. 1, 1964 - Alabama 12, Ole Miss 7  
 Jan. 1, 1965 - LSU 13, Syracuse 10  
 Jan. 1, 1966 - Missouri 20, Florida 18  
 Jan. 2, 1967 - Alabama 34, Nebraska 7

Jan. 1, 1968 - LSU 20, Wyoming 13  
 Jan. 1, 1969 - Arkansas 16, Georgia 2  
 Jan. 1, 1970 - Ole Miss 27, Arkansas 22  
 Jan. 1, 1971 - Tennessee 34, Air Force 13  
 Jan. 1, 1972 - Oklahoma 40, Auburn 22  
 Dec. 31, 1973 - Notre Dame 24, Alabama 23  
 Dec. 31, 1974 - Nebraska 13, Florida 10  
 Dec. 31, 1975 - Alabama 13, Penn State 6  
 Jan. 1, 1977 - Pittsburgh 27, Georgia 3  
 Jan. 2, 1978 - Alabama 35, Ohio State 6  
 Jan. 1, 1979 - Alabama 14, Penn State 7  
 Jan. 1, 1980 - Alabama 24, Arkansas 9  
 Jan. 1, 1981 - Georgia 17, Notre Dame 10  
 Jan. 1, 1982 - Pittsburgh 24, Georgia 20  
 Jan. 1, 1983 - Penn State 27, Georgia 23  
 Jan. 2, 1984 - Auburn 9, Michigan 7  
 Jan. 1, 1985 - Nebraska 28, LSU 10  
 Jan. 1, 1986 - Tennessee 35, Miami 7  
 Jan. 1, 1987 - Nebraska 30, LSU 15  
 Jan. 1, 1988 - Auburn 16, Syracuse 16  
 Jan. 2, 1989 - Florida State 13, Auburn 7  
 Jan. 1, 1990 - Miami 33, Alabama 25  
 Jan. 1, 1991 - Tennessee 23, Virginia 22 (19-22)  
 Jan. 1, 1992 - Notre Dame 39, Florida 28  
 Jan. 1, 1993 - Alabama 34, Miami 13  
 Jan. 1, 1994 - Florida 41, West Virginia 7  
 Jan. 2, 1995 - Florida State 23, Florida 17  
 Jan. 2, 1997 - Florida 52, Florida State 20  
 Jan. 2, 2001 - Miami (Fla.) 37, Florida 20  
 Jan. 1, 2002 - LSU 47, Illinois 34  
 Jan. 1, 2003 - Georgia 26, Florida State 13  
 Jan. 4, 2004 - LSU 21, Oklahoma 14  
 Jan. 3, 2005 - Auburn 16, Virginia Tech 13  
 Jan. 3, 2006 - LSU 41, Notre Dame 14  
 Jan. 1, 2008 - Georgia 41, Hawaii 10  
 Jan. 2, 2009 - Utah 31, Alabama 17  
 Jan. 1, 2010 - Florida 51, Cincinnati 24  
 Jan. 4, 2011 - Ohio State 31, Arkansas 26  
 Jan. 2, 2013 - Louisville 33, Florida 23  
 Jan. 2, 2014 - Oklahoma 45, Alabama 31  
 Jan. 1, 2015 - Ohio State 42, Alabama 35  
 Jan. 1, 2016 - Ole Miss 48, Oklahoma State 20  
 Jan. 2, 2017 - Oklahoma 35, Auburn 19  
 Jan. 1, 2018 - Alabama 24, Clemson 6  
 Jan. 1, 2019 - Texas 28, Georgia 21  
 Jan. 1, 2020 - Georgia 26, Baylor 14  
 Jan. 1, 2022 - Baylor 21, Ole Miss 7  
 Dec. 31, 2022 - Alabama 45, Kansas State 20

## BIRMINGHAM BOWL (4-4)

Jan. 2, 2010 - Connecticut 20, South Carolina 7  
 Jan. 8, 2011 - Pittsburgh 27, Kentucky 10  
 Jan. 5, 2013 - Ole Miss 38, Pittsburgh 17  
 Jan. 4, 2014 - Vanderbilt 41, Houston 24  
 Jan. 3, 2015 - Florida 28, East Carolina 20  
 Dec. 30, 2015 - Auburn 31, Memphis 10  
 Dec. 29, 2016 - USF 46, South Carolina 39 (OT)  
 Dec. 28, 2021 - Houston 17, Auburn 13

## BELK BOWL (4-3)

Dec. 30, 2014 - Georgia 37, Louisville 14  
 Dec. 30, 2015 - Mississippi State 51, N.C. State 28  
 Dec. 29, 2016 - Virginia Tech 35, Arkansas 24  
 Dec. 29, 2017 - Wake Forest 55, Texas A&M 50  
 Dec. 29, 2018 - Virginia 28, South Carolina 0  
 Dec. 31, 2019 - Kentucky 37, Virginia Tech 30  
 Dec. 30, 2021 - South Carolina 38, North Carolina 21

SEC IN POSTSEASON BOWLS

TEXAS BOWL (3-6)

- Dec. 29, 2014 - Arkansas 31, Texas 7
- Dec. 29, 2015 - LSU 56, Texas Tech 27
- Dec. 28, 2016 - Kansas State 33, Texas A&M 28
- Dec. 27, 2017 - Texas 33, Missouri 16
- Dec. 27, 2018 - Baylor 45, Vanderbilt 38
- Dec. 27, 2019 - Texas A&M 24, Oklahoma State 21
- Jan. 4, 2022 - Kansas State 42, LSU 20
- Dec. 28, 2022 - Texas Tech 42, Ole Miss 25
- Dec. 27, 2023 - Oklahoma State 31, Texas A&M 23

ORANGE BOWL (20-15)

- Jan. 1, 1936 - Catholic University 20, Ole Miss 19
- Jan. 1, 1937 - Duquesne 13, Mississippi State 12
- Jan. 1, 1938 - Auburn 6, Michigan State 0
- Jan. 2, 1939 - Tennessee 17, Oklahoma 0
- Jan. 1, 1941 - Mississippi State 14, Georgetown 7
- Jan. 1, 1942 - Georgia 40, TCU 26
- Jan. 1, 1943 - Alabama 37, Boston College 21
- Jan. 1, 1944 - LSU 19, Texas A&M 14
- Jan. 1, 1947 - Rice 8, Tennessee 0
- Jan. 1, 1949 - Texas 41, Georgia 28
- Jan. 2, 1950 - Santa Clara 21, Kentucky 13
- Jan. 1, 1953 - Alabama 61, Syracuse 6
- Jan. 1, 1960 - Georgia 14, Missouri 0
- Jan. 1, 1962 - LSU 25, Colorado 7
- Jan. 1, 1963 - Alabama 17, Oklahoma 0
- Jan. 1, 1964 - Nebraska 13, Auburn 7
- Jan. 1, 1965 - Texas 21, Alabama 17
- Jan. 1, 1966 - Alabama 39, Nebraska 28
- Jan. 2, 1967 - Florida 27, Georgia Tech 12
- Jan. 1, 1968 - Oklahoma 26, Tennessee 24
- Jan. 1, 1971 - Nebraska 17, LSU 12
- Jan. 1, 1972 - Nebraska 38, Alabama 12
- Jan. 1, 1974 - Penn State 16, LSU 9
- Jan. 1, 1975 - Notre Dame 13, Alabama 11
- Jan. 1, 1983 - Nebraska 21, LSU 20
- Jan. 2, 1998 - Nebraska 42, Tennessee 17

- Jan. 2, 1999 - Florida 31, Syracuse 10
- Jan. 2, 2002 - Florida 56, Maryland 23
- Dec. 31, 2014 - Georgia Tech 49, Mississippi State 34
- Dec. 29, 2018 - Alabama 45, Oklahoma 34
- Dec. 30, 2019 - Florida 36, Virginia 28
- Jan. 2, 2021 - Texas A&M 41, North Carolina 27
- Dec. 31, 2021 - Georgia 34, Michigan 11
- Dec. 30, 2022 - Tennessee 31, Clemson 14
- Dec. 30, 2023 - Georgia 63, Florida State 3

COTTON BOWL (25-16)

- Jan. 1, 1942 - Alabama 29, Texas A&M 21
- \*Jan. 1, 1947 - Arkansas 0, LSU 0
- Jan. 1, 1951 - Tennessee 20, Texas 14
- Jan. 1, 1952 - Kentucky 20, TCU 7
- Jan. 1, 1953 - Texas 16, Tennessee 0
- Jan. 1, 1954 - Rice 28, Alabama 6
- \*Jan. 1, 1955 - Georgia Tech 14, Arkansas 6
- Jan. 2, 1956 - Ole Miss 14, TCU 13
- \*Jan. 2, 1961 - Duke 7, Arkansas 6
- Jan. 1, 1962 - Texas 12, Ole Miss 7
- Jan. 1, 1963 - LSU 13, Texas 0
- \*Jan. 1, 1965 - Arkansas 10, Nebraska 7
- \*Jan. 1, 1966 - LSU 14, Arkansas 7
- Dec. 31, 1966 - Georgia 24, SMU 9
- Jan. 1, 1968 - Texas A&M 20, Alabama 16
- Jan. 1, 1969 - Texas 36, Tennessee 13
- Jan. 1, 1973 - Texas 17, Alabama 13
- \*Jan. 1, 1976 - Arkansas 31, Georgia 10
- Jan. 1, 1981 - Alabama 30, Baylor 2
- Jan. 1, 1982 - Texas 14, Alabama 12
- Jan. 2, 1984 - Georgia 10, Texas 9
- \*Jan. 2, 1989 - UCLA 17, Arkansas 3
- \*Jan. 1, 1990 - Tennessee 31, Arkansas 27
- Jan. 1, 1999 - Texas 38, Miss. State 11
- Jan. 1, 2000 - Arkansas 27, Texas 6
- Jan. 1, 2001 - Kansas State 35, Tennessee 21
- Jan. 1, 2002 - Oklahoma 10, Arkansas 3
- Jan. 1, 2003 - Texas 35, LSU 20

- Jan. 2, 2004 - Ole Miss 31, Oklahoma State 28
- Jan. 1, 2005 - Tennessee 38, Texas A&M 7
- Jan. 2, 2006 - Alabama 13, Texas Tech 10
- Jan. 1, 2007 - Auburn 17, Nebraska 14
- Jan. 1, 2008 - Missouri 38, Arkansas 7
- Jan. 2, 2009 - Ole Miss 47, Texas Tech 34
- Jan. 2, 2010 - Ole Miss 21, Oklahoma State 7
- Jan. 7, 2011 - LSU 41, Texas A&M 24
- Jan. 6, 2012 - Arkansas 29, Kansas State 16
- Jan. 4, 2013 - Texas A&M 41, Oklahoma 13
- Jan. 3, 2014 - Missouri 41, Oklahoma State 31
- Dec. 31, 2015 - Alabama 38, Michigan State 0
- Dec. 30, 2020 - Oklahoma 55, Florida 20
- Dec. 31, 2021 - Alabama 27, Cincinnati 6
- Dec. 29, 2023 - Missouri 14, Ohio State 3

ROSE BOWL (5-4)

- Jan. 1, 1935 - Alabama 29, Stanford 13
- Jan. 1, 1938 - California 13, Alabama 0
- Jan. 1, 1940 - Southern Cal 14, Tennessee 0
- Jan. 1, 1943 - Georgia 9, UCLA 0
- Jan. 1, 1945 - Southern Cal 25, Tennessee 0
- Jan. 1, 1946 - Alabama 34, Southern Cal 14
- Jan. 1, 2018 - Georgia 54, Oklahoma 48 [2 OT]
- Jan. 1, 2021 - Alabama 31, Notre Dame 14
- Jan 1, 2024 - Michigan 27, Alabama 20 [OT]

ARMED FORCES BOWL (1-1)

- Dec. 31, 2020 - Mississippi State 28, Tulsa 26
- Dec. 22, 2021 - Army 24, Missouri 22

GASPARILLA BOWL (0-2)

- Dec. 23, 2021 - UCF 29, Florida 17
- Dec. 23, 2022 - Wake Forest 27, Missouri 17

LAS VEGAS BOWL (0-2)

- Dec. 21, 2000 - UNLV 31, Arkansas 14
- Dec. 17, 2022 - Oregon State 30, Florida 3

SEC FOOTBALL BOWL ASSIGNMENTS ANNOUNCED

Thirteen Southeastern Conference football teams learned their postseason bowl destinations on Sunday, including No. 2-ranked Georgia who will play in the Allstate Sugar Bowl on New Year's Day, a quarterfinal game in the new 12-team College Football Playoff format.

In other College Football Playoff games, No. 5 seed Texas will host Clemson in a first-round game and No. 7 seed Tennessee will play at Ohio State in a first-round game. Both games will be played on Dec. 21.

On Dec. 8, the College Football Playoff committee first named the 12 teams to participate in the playoff. Next, the Cheez-It Citrus Bowl in Orlando selected South Carolina from the SEC to play Illinois of the Big Ten.

This marks the 11th year the Conference has assigned league schools to an "SEC Bowl Pool" that includes six postseason games. The SEC Bowl Pool includes the Kinder's Texas Bowl in Houston, the TransPerfect Music City Bowl in Nashville, the AutoZone Liberty Bowl in Memphis, the TaxSlayer Gator Bowl in Jacksonville, the Reliaquest Bowl in Tampa and the SRS Distribution Las Vegas Bowl. In alternating years, the Duke's Mayo Bowl replaces the SRS Distribution Las Vegas Bowl in the SEC Bowl Pool.

LSU will play in the Kinder's Texas Bowl in Houston, Ole Miss will play in the TaxSlayer Gator Bowl in Jacksonville, Missouri will play in the TransPerfect Music City Bowl in Nashville, Arkansas will play in the AutoZone Liberty Bowl, Alabama will play in the Reliaquest Bowl in Tampa and Texas A&M will play in the SRS Distribution Las Vegas Bowl.

Following the SEC Bowl Pool, the Birmingham Bowl chose Vanderbilt, the Union Home Mortgage Gasparilla Bowl in Tampa selected Florida and the Lockheed Martin Armed Forces Bowl in Fort Worth chose Oklahoma.

Most Bowl Appearances – Single Season (following 2023 season)

- 12 – SEC, 2014, 2016, 2021
- 12 – Sun Belt, 2023
- 11 - SEC, 2018, 2022
- 11 – ACC, 2013, 2014, 2016, 2018, 2023
- 10 – SEC, 2009, 2010, 2013, 2015
- 10 – ACC, 2008, 2017, 2019
- 10 – Big Ten, 2011, 2014, 2015, 2016, 2021
- 10 - Pac-12, 2015
- 9 – SEC, 2000, 2006, 2007, 2011, 2012, 2017, 2019, 2023
- 9 – ACC, 2010, 2015, 2022
- 9 – Big 12, 2012, 2023
- 9 – Pac 12, 2013, 2017
- 9 - Big Ten, 2018, 2019, 2022
- 9 – Conference USA, 2017

Most Bowl Wins – Single Season

- 9 – SEC, 2015 (9-2)
- 9 – ACC, 2016 (9-3)
- 8 – SEC, 2019 (8-2)
- 7 – SEC, 2007 (7-2); 2013 (7-3); 2014 (7-5); 2020 (7-2); 2022 (7-5)
- 7 – Big Ten, 2017 (7-1)

SEC IN POSTSEASON BOWLS

SEC IN THE BOWLS

BOWL APPEARANCES

(Following 2023 Bowl Season)

|                   |    | 2023 Bowl  |
|-------------------|----|------------|
| 1. ALABAMA        | 76 | Rose       |
| 2. GEORGIA        | 62 | Orange     |
| 3. Texas          | 59 |            |
| 4. Oklahoma       | 57 |            |
| 5. TENNESSEE      | 56 | Citrus     |
| Southern Cal      | 56 |            |
| 7. LSU            | 55 | Reliaquest |
| Ohio State        | 55 |            |
| 9. Nebraska       | 53 |            |
| Penn State        | 53 |            |
| 11. Michigan      | 51 |            |
| 12. Clemson       | 50 |            |
| 13. FLORIDA       | 49 |            |
| 14. Florida State | 48 |            |
| 15. AUBURN        | 47 | Music City |
| 16. Georgia Tech  | 46 |            |
| 17. ARKANSAS      | 44 |            |
| 18. Miami         | 43 |            |
| TEXAS A&M         | 43 | Texas      |
| 20. BYU           | 40 |            |
| 21. Notre Dame    | 41 |            |
| Texas Tech        | 41 |            |
| Washington        | 41 |            |
| 24. OLE MISS      | 40 | Peach      |
| West Virginia     | 40 |            |

BOWL VICTORIES

|                  |    |
|------------------|----|
| 1. ALABAMA       | 45 |
| 2. GEORGIA       | 38 |
| 3. Southern Cal  | 35 |
| 4. Texas         | 31 |
| Oklahoma         | 31 |
| Penn State       | 31 |
| TENNESSEE        | 31 |
| 8. LSU           | 30 |
| 9. Florida State | 29 |
| 10. Clemson      | 27 |
| 11. Ohio State   | 26 |
| Nebraska         | 26 |
| Georgia Tech     | 26 |
| 14. FLORIDA      | 25 |
| OLE MISS         | 25 |
| 16. AUBURN       | 24 |
| 17. Michigan     | 22 |
| Oklahoma State   | 22 |
| 19. TEXAS A&M    | 20 |
| Notre Dame       | 20 |
| Washington       | 20 |
| 22. Miami        | 19 |
| Wisconsin        | 19 |
| 24. TCU          | 18 |
| Iowa             | 18 |

SEC COACHES' BOWL RECORDS

Below is a recap of how each of the current SEC coaches have fared in previous post-season bowl games (alphabetical by school):

| Coach                        | G  | W-L-T | Pct.  |
|------------------------------|----|-------|-------|
| Kalen DeBoer, Alabama        | 3  | 2-1-0 | .667  |
| Sam Pittman, Arkansas        | 2  | 2-0-0 | 1.000 |
| Hugh Freeze, Auburn          | 7  | 5-2-0 | .714  |
| Billy Napier, Florida        | 4  | 2-2-0 | .500  |
| Kirby Smart, Georgia         | 11 | 9-2-0 | .818  |
| Mark Stoops, Kentucky        | 8  | 4-4-0 | .500  |
| Brian Kelly, LSU             | 13 | 8-5-0 | .615  |
| Lane Kiffin, Ole Miss        | 7  | 3-4-0 | .429  |
| Jeff Leiby, Miss. State      | 0  | 0-0-0 | -     |
| Elijah Drinkwitz, Missouri   | 3  | 1-2-0 | .333  |
| Shane Beamer, South Carolina | 2  | 1-1-0 | .500  |
| Josh Heupel, Tennessee       | 6  | 3-3-0 | .500  |
| Mike Elko, Texas A&M         | 1  | 1-0-0 | 1.000 |
| Clark Lea, Vanderbilt        | 0  | 0-0-0 | .000  |

SEC COMPOSITE BOWL RECORD

| School            | W-L-T      | Pct. |
|-------------------|------------|------|
| Alabama           | 46-28-3    | .617 |
| Arkansas          | 17-24-3    | .420 |
| Auburn            | 24-21-2    | .532 |
| Florida           | 24-24-0    | .500 |
| Georgia           | 38-21-3    | .637 |
| Kentucky          | 12-11-0    | .522 |
| LSU               | 30-24-1    | .555 |
| Ole Miss          | 26-15-0    | .634 |
| Mississippi State | 15-11-0    | .577 |
| Missouri          | 16-20-0    | .444 |
| South Carolina    | 10-15-0    | .400 |
| Tennessee         | 31-25-0    | .554 |
| Texas A&M         | 20-23-0    | .465 |
| Vanderbilt        | 4-6-1      | .409 |
| OVERALL           | 313-268-13 | .538 |

LAST APPEARANCE IN BOWL GAMES

|                   |                 |
|-------------------|-----------------|
| Alabama           | 2024 Rose Bowl  |
| Arkansas          | 2022 Liberty    |
| Auburn            | 2023 Music City |
| Florida           | 2022 Las Vegas  |
| Georgia           | 2023 Orange     |
| Kentucky          | 2023 Gator      |
| LSU               | 2024 Reliaquest |
| Ole Miss          | 2023 Peach      |
| Mississippi State | 2023 ReliaQuest |
| Missouri          | 2023 Cotton     |
| South Carolina    | 2022 Gator      |
| Tennessee         | 2024 Citrus     |
| Texas A&M         | 2023 Texas      |
| Vanderbilt        | 2018 Texas      |

SEC TOPS NATION IN BOWL APPEARANCES

The schools that currently comprise the SEC have appeared in 594 bowls (as of 2023-24 bowls). That is the most of any conference in the nation. Below is a look at how the various conferences have fared in bowl games in its history (using 2023 conference alignments):

| Conference     | Bowls | W-L-T      | Pct. |
|----------------|-------|------------|------|
| SEC            | 590   | 313-268-13 | .538 |
| Sun Belt       | 74    | 43-30-1    | .588 |
| Pac-12         | 373   | 188-179-6  | .512 |
| ACC            | 467   | 231-231-5  | .500 |
| Big 12         | 351   | 173-174-5  | .499 |
| Big Ten        | 452   | 220-227-5  | .492 |
| Mountain West  | 211   | 101-108-2  | .483 |
| Conference USA | 140   | 67-72-1    | .482 |
| American       | 206   | 93-110-3   | .459 |
| Mid-American   | 134   | 50-84-0    | .373 |

SEC vs. OTHER CONFERENCES IN BOWL GAMES

(Using 2023 conference alignments)

| Conference       | Bowls | W-L-T   | Pct.  |
|------------------|-------|---------|-------|
| Western Athletic | 1     | 1-0-0   | 1.000 |
| Conference USA   | 24    | 19-5-0  | .792  |
| Big Ten          | 119   | 76-43   | .639  |
| Pac-12           | 25    | 13-9-3  | .580  |
| ACC              | 114   | 67-45-2 | .596  |
| Mountain West    | 14    | 8-6-0   | .571  |
| Big 12           | 130   | 64-63-3 | .504  |
| American         | 37    | 16-20-1 | .446  |
| Mid-American     | 3     | 1-2-0   | .333  |

SEC YEAR-BY-YEAR IN POST-SEASON BOWLS

(Since 1992)

| Year | Teams | W-L | Pct.  |
|------|-------|-----|-------|
| 2023 | 9     | 5-4 | .556  |
| 2022 | 11    | 7-5 | .583  |
| 2021 | 12    | 6-8 | .429  |
| 2020 | 8     | 7-2 | .778  |
| 2019 | 9     | 8-2 | .800  |
| 2018 | 11    | 6-6 | .500  |
| 2017 | 9     | 5-6 | .455  |
| 2016 | 12    | 6-7 | .462  |
| 2015 | 10    | 9-2 | .818  |
| 2014 | 12    | 7-5 | .583  |
| 2013 | 10    | 7-3 | .700  |
| 2012 | 9     | 6-3 | .667  |
| 2011 | 9     | 6-3 | .667  |
| 2010 | 10    | 5-5 | .500  |
| 2009 | 10    | 6-4 | .600  |
| 2008 | 8     | 6-2 | .750  |
| 2007 | 9     | 7-2 | .778  |
| 2006 | 9     | 6-3 | .667  |
| 2005 | 6     | 3-3 | .500  |
| 2004 | 6     | 3-3 | .500  |
| 2003 | 7     | 5-2 | .714  |
| 2002 | 7     | 3-4 | .429  |
| 2001 | 8     | 5-3 | .625  |
| 2000 | 9     | 4-5 | .444  |
| 1999 | 8     | 4-4 | .500  |
| 1998 | 8     | 4-4 | .500  |
| 1997 | 6     | 5-1 | .833  |
| 1996 | 5     | 5-0 | 1.000 |
| 1995 | 6     | 2-4 | .333  |
| 1994 | 5     | 3-2 | .600  |
| 1993 | 4     | 2-2 | .500  |
| 1992 | 6     | 5-1 | .833  |

## SEC BOWL RECORDS (# - NCAA RECORD)

## INDIVIDUAL

## TOTAL OFFENSE

## Most Plays

68 - Hines Ward, Georgia vs. Virginia (1995 Peach)  
 67 - Casey Clausen, Tennessee vs. Clemson (2004 Peach)  
 66 - Dak Prescott, Mississippi State vs. Georgia Tech (2014 Orange)

## Most Total Yards

533 - Tim Tebow, Florida vs. Cincinnati (2010 Sugar)  
 521 - Joe Burrow, LSU vs. Clemson (2020 CFP National Championship)  
 516 - Johnny Manziel, Texas A&M vs. Oklahoma (2013 Cotton)

## Highest Average Per Play

18.7 - Ke'Shawn Vaughn, Vanderbilt vs. Baylor (2018 Texas Bowl)  
 18.6 - Brock Bowers, Georgia vs. TCU (2023 CFP National Championship)  
 17.6 - Ladd McConkey, Georgia vs. TCU (2023 CFP National Championship)  
 16.8 - Malik Hornsby, Arkansas vs. Penn State (2022 Outback Bowl)  
 16.5 - Sony Michel, Georgia vs. Oklahoma (2018 Rose Bowl)

## Most Touchdowns Responsible For

8 - Joe Burrow, LSU vs. Oklahoma (2019 Peach)  
 6 - Stetson Bennett, Georgia vs. TCU (2022 CFP National Championship)  
 6 - Joe Burrow, LSU vs. Clemson (2020 CFP National Championship)  
 5 - Bryce Young, Alabama vs. Kansas State (2022 Sugar)  
 5 - Hendon Hooker, Tennessee vs. Purdue (2021 Music City)  
 5 - Mac Jones, Alabama vs. Ohio State (2021 CFP National Championship)  
 5 - Jarrett Stidham, Auburn vs. Purdue (2018 Music City)  
 5 - Kyle Allen, Texas A&M vs. West Virginia (2014 Liberty)  
 5 - Johnny Manziel, Texas A&M vs. Duke (2013 Chick-fil-A)  
 5 - Dak Prescott, Mississippi State vs. Rice (2013 Liberty)  
 5 - Aaron Murray, Georgia vs. Nebraska (2013 Capital One)  
 5 - Casey Clausen, Tennessee vs. Michigan (2002 Citrus)

## RUSHING

## Most Attempts

43 - Fred Taylor, Florida vs. Penn State (1998 Citrus)  
 39 - Errict Rhett, Florida vs. N.C. State (1992 Gator)  
 37 - Ronnie Brown, Auburn vs. Penn State (2003 Capital One)

## Most Net Yards

266 - Nick Chubb, Georgia vs. Louisville (2014 Belk)  
 250 - Chuck Webb, Tennessee vs. Arkansas (1990 Cotton)  
 243 - Ke'Shawn Vaughn, Vanderbilt vs. Baylor (2018 Music City)  
 236 - Trayveon Williams, Texas A&M vs. N.C. State (2018 Gator)  
 234 - Kevin Faulk, LSU vs. Michigan State (1995 Independence)  
 234 - Fred Taylor, Florida vs. Penn State (1998 Citrus)

## Highest Average per Rush

18.7 - Ke'Shawn Vaughn, Vanderbilt vs. Baylor (2018 Texas Bowl) [13-243]  
 16.8 - Malik Hornsby, Arkansas vs. Penn State (2022 Outback Bowl) [4-67]  
 16.5 - Sony Michel, Georgia vs. Oklahoma (2018 Rose Bowl) [11-181]  
 16.0 - T'Vavius Mathers, Ole Miss vs. Pitt (2013 BBVA Compass) [6 for 96]  
 15.2 - Travin Dural, LSU vs. Notre Dame (2014 Music City) [4 for 61]

## Most Rushing Touchdowns

4 - Domanick Davis, LSU vs. Illinois (2002 Sugar)  
 4 - Leonard Fournette, LSU vs. Texas Tech (2015 Texas)

## All-Purpose Rushing Yards

#359 - Sherman Williams, Alabama vs. Ohio State (1995 Citrus)  
 267 - Jameon Lewis, Mississippi State vs. Rice (2013 Liberty)  
 266 - Nick Chubb, Georgia vs. Louisville (2014 Belk)

## PASSING

## Most Attempts

63 - Nick Starkel, Texas A&M vs. Wake Forest (2017 Belk)  
 59 - Hines Ward, Georgia vs. Virginia (1995 Peach)  
 58 - Shane Matthews, Florida vs. Notre Dame (1992 Sugar)

## Most Completions

42 - Nick Starkel, Texas A&M vs. Wake Forest (2017 Belk)  
 38 - Whit Taylor, Vanderbilt vs. Air Force (1982 Hall of Fame)  
 36 - Mac Jones, Alabama vs. Ohio State (2021 CFP National Championship)

35 - Bryce Young, Alabama vs. Georgia (2022 CFP National Championship)  
 33 - David Smith, Alabama vs. Army (1988 Sun)  
 33 - Dak Prescott, Mississippi State vs. Georgia Tech (2014 Orange)

## Most Consecutive Completions

#19 - Mike Bobo, Georgia vs. Wisconsin (1998 Outback)  
 13 - Jeff Francis, Tennessee vs. Indiana (1988 Peach)  
 12 - Tim Tebow, Florida vs. Cincinnati (2010 Sugar)

## Most Net Yards

499 - Nick Starkel, Texas A&M vs. Wake Forest (2017 Belk)  
 493 - Joe Burrow, LSU vs. Oklahoma (2019 Peach)  
 482 - Tim Tebow, Florida vs. Cincinnati (2010 Sugar)

## Most Touchdown Passes Thrown

7 - Joe Burrow, LSU vs. Oklahoma (2019 Peach)  
 5 - Mac Jones, Alabama vs. Ohio State (2021 CFP National Championship)  
 5 - Aaron Murray, Georgia vs. Nebraska (2013 Capital One)  
 5 - Jarrett Stidham, Auburn vs. Purdue (2018 Music City)  
 5 - Joe Burrow, LSU vs. Clemson (2020 CFP National Championship)  
 5 - Hendon Hooker, Tennessee vs. Purdue (2021 Music City)  
 5 - Bryce Young, Alabama vs. Kansas State (2022 Sugar)  
 4 - Stetson Bennett, Georgia vs. TCU (2023 CFP National Championship)  
 4 - Mac Jones, Alabama vs. Notre Dame (2021 Rose)  
 4 - Peyton Manning, Tennessee vs. Northwestern (1997 Citrus)  
 4 - Rex Grossman, Florida vs. Maryland (2002 Orange)  
 4 - Kyle Allen, Texas A&M vs. West Virginia (2014 Liberty)  
 4 - Dak Prescott, Mississippi State vs. N.C. State (2015 Belk)  
 4 - Chad Kelly, Ole Miss vs. Oklahoma State (2016 Sugar)  
 4 - Nick Starkel, Texas A&M vs. Wake Forest (2017 Belk)

## Highest Completion Percentage (min. 10 attempts)

#.929 (26-28) - Mike Bobo, Georgia vs. Wisconsin (1998 Outback)  
 .889 (24-27) - Tua Tagovailoa, Alabama vs. Oklahoma (2018 Orange)  
 .886 (31-35) - Tim Tebow, Florida vs. Cincinnati (2010 Sugar)  
 .880 (22-25) - Connor Shaw, South Carolina vs. Wisconsin (2014 Capital One)

## RECEIVING

## Most Receptions

#20 - Norman Jordan, Vanderbilt vs. Air Force (1982 Hall of Fame)  
 14 - Josh Reed, LSU vs. Illinois (2002 Sugar)  
 14 - Deebo Samuel, South Carolina vs. USF (2016 Birmingham)  
 14 - Justin Jefferson, LSU vs. Oklahoma (2019 Peach)

## Most Yards

239 - Josh Reed, LSU vs. Illinois (2002 Sugar)  
 227 - Justin Jefferson, LSU vs. Oklahoma (2019 Peach)  
 221 - Ja'Marr Chase, LSU vs. Clemson (2020 CFP National Championship)

## Highest Average per Reception

68.0 (2-136) - Chris Conley, Georgia vs. Nebraska (2013 Capital One)  
 53.3 (3-160) - Darius Slayton, Auburn vs. Purdue (2018 Music City)  
 49.8 (4-199) - Peerless Price, Tennessee vs. Florida State (1999 Fiesta)

## Most TD Receptions

#4 - Justin Jefferson, LSU vs. Oklahoma (2019 Peach)  
 3 - 11 Times [Most Recent: Cedric Tillman, Tennessee vs. Purdue (2021 Music City)]

## SCORING

## Most Points

30 - Leonard Fournette, LSU vs. Texas Tech (2015 Texas)  
 24 - Domanick Davis, LSU vs. Illinois (2002 Sugar)  
 24 - Sony Michel, Georgia vs. Oklahoma (2018 Rose)  
 24 - Justin Jefferson, LSU vs. Oklahoma (2019 Peach)

## Most Touchdowns

5 - Leonard Fournette, LSU vs. Texas Tech (2015 Texas)  
 4 - Domanick Davis, LSU vs. Illinois (2002 Sugar)  
 4 - Justin Jefferson, LSU vs. Oklahoma (2019 Peach)

## KICKING

## Most Field Goals Made

#5 - Tim Rogers, Mississippi State vs. N.C. State (1995 Peach)  
 #5 - Arden Czyzewski, Florida vs. Notre Dame (1992 Sugar)

## SEC BOWL RECORDS (# - NCAA RECORD)

#5 - Jeremy Shelley, Alabama vs. LSU (2012 BCS Championship)  
 4 - Will Reichard, Alabama vs. Georgia (2022 CFP National Championship)  
 4 - Marshall Morgan, Georgia vs. Nebraska (2014 Gator)  
 4 - Billy Bennett, Georgia vs. Florida State (2003 Sugar)  
 4 - Kanon Parkman, Georgia vs. Virginia (1995 Peach)  
 4 - Tim Davis, Alabama vs. Ole Miss (1964 Sugar)  
 4 - Cole Tracy, LSU vs. UCF (2019 Fiesta)

## Most Points by a Kicker

16 - Tim Rogers, Mississippi State vs. N.C. State (1995 Peach) [5 FG, 1 PAT]  
 16 - Arden Czyzewski, Florida vs. Notre Dame (1992 Sugar) [5 FG, 1 PAT]  
 16 - Cole Tracy, LSU vs. UCF (2019 Fiesta) [4 FG, 4 PAT]  
 15 - Jeremy Shelley, Alabama vs. LSU (2012 BCS Championship) [5 FGs]

## PUNTING

Highest Average per Punt (min. 4 punts)  
 55.0 - Jeremy Crawshaw (Florida) vs. Oregon State (2022 Las Vegas) [4-220]  
 55.0 - JK Scott (Alabama) vs. Ohio State (2015 Sugar) [7-385]  
 54.0 - Johnny Townsend (Florida) vs. Michigan (2016 Citrus) [4-216]  
 52.3 - Chris Hogue, Tennessee vs. Nebraska (1998 Orange) [6-314]  
 50.0 - Dana Moore, Mississippi State vs. Nebraska (1980 Sun) [5-250]

## RETURN YARDAGE

## Most Kickoff Return Yards

196 - Kenyan Drake, Alabama vs. Clemson (2016 CFP National Championship)  
 174 - Noah Igbinoehene, Auburn vs. UCF (2018 Peach Bowl)  
 146 - Sherman Williams, Alabama vs. Miami (1993 Sugar)

## Most Punt Return Yards

108 - Freddie Milons, Alabama vs. Michigan (2000 Orange)  
 106 - Marshay Green, Ole Miss vs. Oklahoma State (2010 Cotton)  
 95 - Sherman Williams, Alabama vs. Miami (1993 Sugar)

## DEFENSE

## Most Interceptions

3 - Bud McClinton, Auburn vs. Arizona (1968 Sun)  
 3 - Tommy Luke, Ole Miss vs. Texas (1966 Bluebonnet)  
 3 - Ray Brown, Ole Miss vs. Texas (1958 Sugar)  
 3 - Mark McLaurin, Mississippi State vs. Louisville (2017 TaxSlayer Bowl)

## Most Total Tackles

#31 - Lee Roy Jordan, Alabama vs. Oklahoma (1963 Orange)  
 20 - Jeremy Banks, Tennessee vs. Purdue (2021 Music City)  
 20 - Carl Zander, Tennessee vs. Maryland (1984 Sun)  
 19 - Kevin Minter, LSU vs. Clemson (2012 Chick-Fil-A)

## Most Sacks

4.5 - Reggie McKenzie, Tennessee vs. Maryland (1984 Sun)  
 3 - 12 Times [Most Recent: Christian Harris, Alabama vs. Georgia (2022 CFP National Championship)]

## Most Pass Deflections

4 - Five Players [Most Recent: Chris Cummings, LSU vs. Notre Dame, 1997 Independence]

## TEAM

## TOTAL OFFENSE

## Most Plays

105 - Tennessee vs. Purdue (2021 Music City)  
 97 - LSU vs. Illinois (2002 Sugar)  
 95 - Georgia vs. Virginia (1995 Peach)  
 95 - LSU vs. Texas (2003 Cotton)

## Most Plays, Both Teams

191 - Texas A&M (94) vs. Wake Forest (97) (2017 Belk)  
 187 - Missouri (91) vs. Oklahoma State (96) (2014 Cotton)  
 185 - Tennessee (105) vs. Purdue (80) (2021 Music City)  
 172 - Ole Miss (84) vs. Texas Tech (88) (2022 Texas)  
 171 - Arkansas (81) vs. Kansas (90) (2022 Liberty)  
 171 - Auburn (82) vs. Arizona (89) (1968 Sun)  
 169 - Tennessee (77) vs. Purdue (92) (1979 Bluebonnet)

## Most Yards

692 - LSU vs. Oklahoma (2019 Peach)  
 673 - Georgia (2023 Orange)  
 659 - Florida vs. Maryland (2002 Orange)  
 659 - Florida vs. Cincinnati (2010 Sugar)

## Most Yards, Both Teams

1,293 - Tennessee (666) vs. Purdue (627) (2021 Music City)  
 1,284 - Arkansas (681) vs. Kansas (603) (2022 Liberty)  
 1,260 - Texas A&M (614) vs. Wake Forest (660) (2017 Belk)  
 1,202 - Texas A&M (541) vs. Duke (661) (2013 Chick-fil-A)  
 1,182 - Mississippi State (605) vs. Georgia Tech (577) (2014 Orange)  
 1,139 - Missouri (637) vs. Oklahoma State (502) (2018 Liberty)  
 1,050 - Ole Miss (540) vs. Penn State (510) (2023 Peach Bowl)  
 1,048 - Ole Miss (333) vs. Michigan (715) (1991 Gator)

## Highest Average per Play

10.3 (62-638) - LSU vs. Texas Tech (2015 Texas)  
 9.6 (66-633) - Texas A&M vs. Oklahoma (2013 Cotton)  
 9.2 (62-573) - Vanderbilt vs. Baylor (2018 Texas)

## RUSHING

## Most Attempts

68 - Mississippi State vs. North Carolina (1974 Sun)

## Most Attempts, Both Teams

#122 - Mississippi State (68) vs. North Carolina (54) (1974 Sun)  
 116 - Alabama (46) vs. Colorado (70) (1969 Liberty)  
 113 - Auburn (42) vs. Missouri (71) (1973 Sun)

## Most Net Yards

455 - Mississippi State vs. North Carolina (1974 Sun)  
 423 - Auburn vs. Baylor (1954 Gator)

## Most Net Yards, Both Teams

732 - Mississippi State (455) vs. North Carolina (277) (1974 Sun)  
 685 - Oklahoma (435) vs. Florida (250) (2020 Cotton)  
 681 - Tennessee (320) vs. Arkansas (361) (1990 Cotton)  
 628 - Alabama (155) vs. Colorado (473) (1969 Liberty)

## Highest Rushing Average

12.0 (24-287) - Vanderbilt vs. Baylor (2018 Texas)  
 11.8 (34-401) - Texas A&M vs. N.C. State (2018 Gator)  
 10.9 (40-435) - Oklahoma vs. Florida (2020 Cotton)  
 10.5 (31-326) - Texas A&M vs. Oklahoma (2013 Cotton)

## PASSING

## Most Attempts

63 - Texas A&M vs. Wake Forest (2017 Belk)  
 59 - Georgia vs. Virginia (1995 Peach)  
 58 - Florida vs. Notre Dame (1992 Sugar)

## Most Attempts, Both Teams

112 - Texas A&M (63) vs. Wake Forest (49) (2017 Belk)  
 111 - Auburn (33) vs. Northwestern (78) (OT) (2010 Outback)  
 101 - Missouri (44) vs. Oklahoma State (57) (2014 Cotton)

## SEC BOWL RECORDS (# - NCAA RECORD)

100 - Kentucky (50) vs. Florida State (50) (2007 Music City)

### Most Completions

42 - Texas A&M vs. Wake Forest (2017 Belk)  
 38 - Vanderbilt vs. Air Force (1982 Hall of Fame)  
 36 - Alabama vs. Ohio State (2021 CFP National Championship)  
 35 - Alabama vs. Georgia (2022 CFP National Championship)  
 33 - Alabama vs. Army (1988 John Hancock)  
 33 - Florida vs. Maryland (2002 Orange)  
 33 - Mississippi State vs. Georgia Tech (2014 Orange)

### Most Completions, Both Teams

74 - Texas A&M (42) vs. Wake Forest (32) (2017 Belk)  
 67 - Auburn (20) vs. Northwestern (47) (OT) (2010 Outback)  
 59 - Texas A&M (30) vs. Duke (29) (2013 Chick-fil-A)

### Most Yards

532 - LSU vs. Oklahoma (2019 Peach)  
 499 - Texas A&M vs. Wake Forest (2017 Belk)  
 482 - Florida vs. Cincinnati (2010 Sugar)

### Most Yards, Both Teams

912 - Tennessee (378) vs. Purdue (534) (2021 Music City)  
 899 - Texas A&M (499) vs. Wake Forest (400) (2017 Belk)  
 809 - Texas A&M (382) vs. Duke (427) (2013 Chick-fil-A)  
 774 - Florida (449) vs. Florida State (325) (1995 Sugar)

### Highest Completion Percentage

.900 (9-10) - Ole Miss vs. Air Force (1992 Liberty)  
 .897 (26-29) - Georgia vs. Wisconsin (1998 Outback)  
 .885 (23-26) - South Carolina vs. Wisconsin (2014 Capital One)

### SCORING

#### Most Touchdowns

9 - Georgia vs. Florida State (2023 Peach)  
 9 - Georgia vs. TCU (2023 CFP National Championship - Jan. 2023)  
 9 - Auburn vs. Purdue (2018 Music City)  
 9 - LSU vs. Purdue (2023 Citrus)  
 9 - Alabama vs. Syracuse (1953 Orange)  
 9 - LSU vs. Oklahoma (2019 Peach)  
 8 - LSU vs. Texas Tech (2015 Texas)  
 8 - Florida vs. Maryland (2002 Orange)  
 7 - LSU vs. Illinois (2002 Sugar)  
 7 - Florida vs. Cincinnati (2010 Sugar)  
 7 - Mississippi State vs. N.C. State (2015 Belk)  
 7 - Texas A&M vs. Wake Forest (2017 Belk)  
 7 - Georgia vs. Oklahoma (2017 Belk)  
 7 - Texas A&M vs. N.C. State (2018 Gator)  
 7 - Alabama vs. Ohio State (2021 CFP National Championship)

#### Most Touchdowns, Both Teams

14 - Texas A&M (7) vs. Wake Forest (7) (2017 Belk)  
 13 - Georgia (7) vs. Oklahoma (6) (2018 Rose)  
 13 - LSU (9) vs. Oklahoma (4) (2019 Peach)

#### Most Field Goals

#5 - Mississippi State vs. N.C. State (1995 Peach)  
 #5 - Florida vs. Notre Dame (1992 Sugar)  
 #5 - Alabama vs. LSU (2012 BCS Championship)  
 4 - Alabama vs. Georgia (2022 CFP National Championship)  
 4 - Georgia vs. Nebraska (2014 Gator)  
 4 - Alabama vs. Ole Miss (1964 Sugar)  
 4 - Georgia vs. Virginia (1995 Peach)  
 4 - Georgia vs. Florida State (2003 Sugar)  
 4 - LSU vs. Miami, Fla. (2006 Peach)  
 4 - LSU vs. UCF (2019 Fiesta)

#### Most Field Goals, Both Teams

#7 - Mississippi State (5) vs. N.C. State (2) (1995 Peach)  
 6 - Tennessee (3) vs. Indiana (3) (2020 Gator)  
 6 - Georgia (4) vs. Virginia (2), (1995 Peach)  
 6 - Florida (5) vs. Notre Dame (1) (1992 Sugar)  
 6 - Auburn (3) vs. Syracuse (3) (1988 Sugar)  
 6 - Tennessee (1) vs. Maryland (5) (1983 Citrus)

### Most Points Scored

65 - Georgia vs. TCU (2023 CFP National Championship)  
 63 - Georgia vs. Florida State (2023 Orange)  
 63 - LSU vs. Purdue (2023 Citrus)  
 63 - Auburn vs. Purdue (2018 Music City)  
 63 - LSU vs. Oklahoma (2019 Peach)  
 61 - Alabama vs. Syracuse (1953 Orange)  
 56 - LSU vs. Texas Tech (2015 Texas)  
 56 - Florida vs. Maryland (2002 Orange)  
 55 - Arkansas vs. Kansas (2022 Liberty)  
 54 - Georgia vs. Oklahoma (2018 Rose)  
 52 - Texas A&M vs. Duke (2013 Chick-fil-A)  
 52 - Florida vs. Florida State (1997 Sugar)  
 52 - Texas A&M vs. Wake Forest (2017 Belk)  
 52 - Texas A&M vs. N.C. State (2018 Gator)  
 52 - Alabama vs. Ohio State (2021 CFP National Championship)

### Most Points Scored, Both Teams

108 - Arkansas (55) vs. Kansas (53) (2022 Liberty)  
 107 - Texas A&M (52) vs. Wake Forest (55) (2017 Belk)  
 102 - Georgia (54) vs. Oklahoma (48) (2018 Rose)  
 100 - Texas A&M (52) vs. Duke (48) (2013 Chick-fil-A)

### MISCELLANEOUS RECORDS

#### Most First Downs

33 - Alabama vs. Ohio State (2021 CFP National Championship)  
 33 - Mississippi State vs. Georgia Tech (2015 Orange)  
 32 - Georgia vs. TCU (2023 CFP National Championship)  
 32 - LSU vs. Illinois (2002 Sugar)  
 32 - Tennessee vs. Texas A&M (2005 Cotton)  
 32 - Texas A&M vs. Wake Forest (2017 Belk)  
 32 - LSU vs. UCF (2019 Fiesta)

#### Most Punts

16 - Alabama vs. Texas A&M (1942 Cotton)  
 15 - Tennessee vs. Rice (1947 Orange)  
 14 - LSU vs. Santa Clara (1938 Sugar)

#### Highest Punting Average

55.0 (7-385) - Alabama vs. Ohio State (2015 Sugar)  
 54.0 (4-216) - Florida vs. Michigan (2016 Citrus)  
 52.3 (6-314) - Tennessee vs. Nebraska (1998 Orange)

#### Most Fumbles

#11 - Ole Miss vs. Alabama (1964 Sugar)  
 7 - Five Times

#### Most Fumbles Lost

#6 - Ole Miss vs. Alabama (1964 Sugar) (11 fumbles)  
 5 - Georgia vs. Stanford (1978 Bluebonnet) (6 fumbles)  
 5 - Auburn vs. Texas (1974 Gator) (7 fumbles)  
 5 - Georgia vs. Arkansas (1969 Sugar) (7 fumbles)  
 5 - Auburn vs. Vanderbilt (1955 Gator) (5 fumbles)

#### Most Penalties

#21 - Mississippi State vs. Clemson (1999 Peach)  
 18 - Alabama vs. Michigan (2000 Orange)

#### Most Yards Penalized

188 - Mississippi State vs. Clemson (1999 Peach)  
 140 - Auburn vs. Northwestern (2010 Outback)  
 145 - LSU vs. UCF (2019 Fiesta)  
 132 - Alabama vs. Michigan (2000 Orange)

#### Fewest Rushing Yards Allowed

-48 - Alabama vs. Michigan State (28 attempts) (2011 Capital One)

#### Largest Deficit Overcome to Win

25 - Georgia (28) vs. Purdue (25) (2000 Outback) (UGA trailed 25-0 in 2nd quarter)



# 2024 SEC Football - A New Era

## 2024 SOUTHEASTERN CONFERENCE TEAM SCHEDULES AND RESULTS

### ALABAMA CRIMSON TIDE (9-3, 5-3 SEC)

Home Stadium: Saban Field at Bryant-Denny Stadium (100,077)

|          |                                     |             |            |
|----------|-------------------------------------|-------------|------------|
| Aug. 31  | [5/5] WESTERN KENTUCKY W, 63-0      | ESPN        | 100,077    |
| Sept. 7  | [4/4] USF (-/rv) W, 42-16           | ESPN        | 100,077    |
| Sept. 14 | [4/4] at Wisconsin (rv/rv) W, 42-10 | FOX         | 76,323     |
| Sept. 28 | [4/4] GEORGIA*(2/1) W, 41-34        | ABC         | 100,077    |
| Oct. 5   | [1/2] at Vanderbilt* L, 35-40       | SEC Network | 28,934     |
| Oct. 12  | [7/7] SOUTH CAROLINA* W, 27-25      | ABC         | 100,077    |
| Oct. 19  | [7/7] at Tennessee*(11/10) L, 17-24 | ABC         | 101,915    |
| Oct. 26  | [15/15] MISSOURI*(21/17) W, 34-0    | ABC         | 100,077    |
| Nov. 9   | [11/11] at LSU*(14/13) W, 42-13     | ABC         | 102,283    |
| Nov. 16  | [9/9] MERCER W, 52-7                | ESPN+/SEC+  | 100,077    |
| Nov. 23  | [7/7] at Oklahoma* L, 3-24          | ABC         | 84,053     |
| Nov. 30  | [13/13] AUBURN* W, 28-14            | ABC         | 100,077    |
| Jan. 1   | [11/11] vs. Michigan                | ESPN        | 11 a.m. CT |

- Reliaquest Bowl; Tampa, Fla.

### ARKANSAS RAZORBACKS (6-6, 3-5 SEC)

Home Stadium(s): Reynolds Razorback (76,000); War Memorial (54,120)

|          |   |             |           |
|----------|---|-------------|-----------|
| Aug. 29  | UAPB W, 70-0                              | ESPNU       | 40,127    |
| Sept. 7  | [-/RV] at Oklahoma State (16/17) L, 31-39 | [20T] ABC   | 52,202    |
| Sept. 14 | UAB W, 37-27                              | SEC Network | 75,021    |
| Sept. 21 | at Auburn* W, 24-14                       | ESPN        | 88,043    |
| Sept. 28 | [RV/RV] vs. Texas A&M*(24/24) L, 17-21    | ESPN        | 60,928    |
| Oct. 5   | TENNESSEE (4/4) W, 19-14                  | ABC         | 75,573    |
| Oct. 19  | [RV/-] LSU*(8/8) L, 10-34                 | ESPN        | 75,893    |
| Oct. 26  | at Mississippi State* W, 58-25            | SEC Network | 49,303    |
| Nov. 2   | [RV/RV] OLE MISS* (19/18) L, 31-63        | ESPN        | 72,894    |
| Nov. 16  | TEXAS* (3/3) L, 10-20                     | ABC         | 74,929    |
| Nov. 23  | LOUISIANA TECH W, 35-14                   | ESPN+/SEC+  | 66,041    |
| Nov. 30  | at Missouri*(24/24) L, 21-28              | SEC Network | 62,621    |
| Dec. 27  | vs. Texas Tech                            | ESPN        | 6 p.m. CT |

- AutoZone Liberty Bowl; Memphis, Tenn.

### AUBURN TIGERS (5-7, 2-6 SEC)

Home Stadium: Jordan-Hare Stadium (88,043)

|          |                                  |             |         |
|----------|----------------------------------|-------------|---------|
| Aug. 31  | [RV/RV] ALABAMA A&M W, 73-3      | ESPN+/SEC+  | 88,043  |
| Sept. 7  | [RV/RV] CALIFORNIA L, 14-21      | ESPN2       | 88,043  |
| Sept. 14 | NEW MEXICO W, 45-19              | ESPN2       | 88,043  |
| Sept. 21 | ARKANSAS* L, 14-24               | ESPN        | 88,043  |
| Sept. 28 | OKLAHOMA*(21/18) L, 21-27        | ABC         | 88,043  |
| Oct. 5   | at Georgia* (5/5) L, 13-31       | ABC         | 93,033  |
| Oct. 19  | at Missouri*(19/16) L, 17-21     | ESPN        | 62,621  |
| Oct. 26  | at Kentucky* W, 24-10            | SEC Network | 60,605  |
| Nov. 2   | VANDERBILT*(RV/RV) L, 7-17       | SEC Network | 88,043  |
| Nov. 16  | ULM W, 48-14                     | SEC Network | 88,043  |
| Nov. 23  | TEXAS A&M*(15/14) W, 43-41 [40T] | ESPN        | 88,043  |
| Nov. 30  | at Alabama*(13/13) L, 14-28      | ABC         | 100,077 |

### FLORIDA GATORS (7-5, 4-4 SEC)

Home Stadium: Steve Spurrier-Florida Field at Ben Hill Griffin Stadium (88,548)

|          |                                  |             |              |
|----------|----------------------------------|-------------|--------------|
| Aug. 31  | [-/RV] MIAMI (19/19) L, 17-41    | ABC         | 90,544       |
| Sept. 7  | SAMFORD W, 45-7                  | ESPN+/SEC+  | 89,295       |
| Sept. 14 | TEXAS A&M* (rv/rv) L, 20-33      | ABC         | 89,993       |
| Sept. 21 | at Mississippi State* W, 45-28   | ESPN        | 49,655       |
| Oct. 5   | UCF (-/rv) W, 24-13              | SEC Network | 90,369       |
| Oct. 12  | at Tennessee*(8/9) L, 17-23 [OT] | ESPN        | 101,915      |
| Oct. 19  | KENTUCKY* W, 48-21               | SEC Network | 89,906       |
| Nov. 2   | vs. Georgia (2/2) L, 20-34       | ABC         | 76,307       |
| Nov. 9   | at Texas* (5/5) L, 17-49         | ABC         | 103,375      |
| Nov. 16  | LSU* (21/22) W, 27-16            | ABC         | 90,067       |
| Nov. 23  | OLE MISS*(9/9) W, 24-17          | ABC         | 89,942       |
| Nov. 30  | [RV/-] at Florida State W, 31-11 | ESPN2       | 55,107       |
| Dec. 20  | [RV/-] vs. Tulane (rv/rv)        | ESPN2       | 3:30 p.m. ET |

- Union Home Mortgage Gasparilla Bowl; Tampa, Fla.

### GEORGIA BULLDOGS (11-2, 6-2 SEC)

Home Stadium: Dooley Field at Sanford Stadium (93,033)

|          |   |             |         |
|----------|---|-------------|---------|
| Aug. 31  | [1/1] vs. Clemson (14/14) W, 34-3         | ABC         | 78,827  |
| Sept. 7  | [1/1] TENNESSEE TECH W, 48-3              | ESPN+/SEC+  | 93,033  |
| Sept. 14 | [1/1] at Kentucky* W, 13-12               | ABC         | 61,633  |
| Sept. 28 | [2/1] at Alabama*(4/4) L, 34-41           | ABC         | 100,077 |
| Oct. 5   | [5/5] AUBURN* W, 31-13                    | ABC         | 93,033  |
| Oct. 12  | [5/4] MISSISSIPPI STATE* W, 41-31         | SEC Network | 93,033  |
| Oct. 19  | [5/4] at Texas*(1/1) W, 30-15             | ABC         | 105,215 |
| Nov. 2   | [2/2] vs. Florida* W, 34-20               | ABC         | 76,307  |
| Nov. 9   | [2/2] at Ole Miss*(16/12) L, 10-28        | ABC         | 68,126  |
| Nov. 16  | [11/10] TENNESSEE*(6/4) W, 31-17          | ABC         | 93,033  |
| Nov. 23  | [8/8] UMAS W, 59-21                       | SEC Network | 93,033  |
| Nov. 29  | [6/6] GEORGIA TECH (rv/rv) W, 44-42 [80T] | ABC         | 93,033  |
| Dec. 7   | [5/5] vs. Texas (3/3) W, 22-19 [OT]       | ABC         | 74,916  |

- SEC Championship Game; Atlanta, Ga.  
- Allstate Sugar Bowl CFP Quarterfinal; New Orleans, La.

### KENTUCKY WILDCATS (4-8, 1-7 SEC)

Home Stadium: Kroger Field (61,000)

|          |                                     |             |         |
|----------|-------------------------------------|-------------|---------|
| Aug. 31  | [RV/RV] SOUTHERN MISS W, 31-0       | SEC Network | 61,627  |
| Sept. 7  | [RV/RV] SOUTH CAROLINA* L, 6-31     | ABC         | 61,349  |
| Sept. 14 | GEORGIA* (1/1) L, 12-13             | ABC         | 61,633  |
| Sept. 21 | OHIO W, 41-6                        | SEC Network | 61,783  |
| Sept. 28 | at Ole Miss* (6/5) W, 20-17         | ABC         | 67,616  |
| Oct. 12  | [RV/RV] VANDERBILT*(rv/rv) L, 13-20 | SEC Network | 62,120  |
| Oct. 19  | at Florida* L, 20-48                | SEC Network | 89,906  |
| Oct. 26  | AUBURN* L, 10-24                    | SEC Network | 60,605  |
| Nov. 2   | at Tennessee* (7/7) L, 18-28        | SEC Network | 101,915 |
| Nov. 16  | MURRAY STATE W, 48-6                | ESPN+/SEC+  | 48,370  |
| Nov. 23  | at Texas*(3/3) L, 14-31             | ABC         | 102,811 |
| Nov. 30  | LOUISVILLE (rv/rv) L, 14-41         | SEC Network | 58,612  |

### LSU TIGERS (8-4, 5-3 SEC)

Home Stadium: Tiger Stadium (102,321)

|          |   |             |              |
|----------|---|-------------|--------------|
| Sept. 1  | [13/12] vs. USC (23/23) L, 20-27            | ABC         | 63,969       |
| Sept. 7  | [18/19] NICHOLLS W, 44-21                   | ESPN+/SEC+  | 100,242      |
| Sept. 14 | [16/17] at South Carolina* (rv/rv) W, 36-33 | ABC         | 79,531       |
| Sept. 21 | [16/16] UCLA W, 34-17                       | ABC         | 100,315      |
| Sept. 28 | [14/13] SOUTH ALABAMA W, 42-10              | SEC Network | 102,143      |
| Oct. 12  | [13/10] OLE MISS* (9/8) W, 29-26 [OT]       | ABC         | 102,212      |
| Oct. 19  | [8/8] at Arkansas*(rv/-) W, 34-10           | ESPN        | 75,893       |
| Oct. 26  | [8/7] at Texas A&M* (14/14) L, 23-38        | ABC         | 108,852      |
| Nov. 9   | [14/13] ALABAMA*(11/11) L, 13-42            | ABC         | 102,283      |
| Nov. 16  | [21/22] at Florida* L, 16-27                | ABC         | 90,067       |
| Nov. 23  | [RV/RV] VANDERBILT*(rv/rv) W, 24-17         | SEC Network | 102,086      |
| Nov. 30  | [RV/RV] OKLAHOMA* W, 37-17                  | ESPN        | 99,364       |
| Dec. 31  | [RV/RV] vs. Baylor (-/rv)                   | ESPN        | 2:30 p.m. CT |

- Kinder's Texas Bowl; Houston, Texas

### OLE MISS REBELS (9-3, 5-3 SEC)

Home Stadium: Vaught-Hemingway Stadium (64,038)

|          |  |             |              |
|----------|--|-------------|--------------|
| Aug. 31  | [6/6] FURMAN W, 76-0                       | ESPN+/SEC+  | 66,105       |
| Sept. 7  | [6/5] MIDDLE TENNESSEE W, 52-3             | SEC Network | 66,247       |
| Sept. 14 | [5/5] at Wake Forest W, 40-6               | CW          | 32,849       |
| Sept. 21 | [5/5] GEORGIA SOUTHERN W, 52-13            | SEC Network | 67,505       |
| Sept. 28 | [6/5] KENTUCKY* L, 17-20                   | ABC         | 67,616       |
| Oct. 5   | [12/11] at South Carolina* (rv/rv) W, 27-3 | ESPN        | 79,837       |
| Oct. 12  | [9/8] at LSU*(13/10) L, 26-29 [OT]         | ABC         | 102,212      |
| Oct. 26  | [18/18] OKLAHOMA* W, 26-14                 | ESPN        | 67,926       |
| Nov. 2   | [19/18] at Arkansas*(rv/rv) W, 63-31       | ESPN        | 72,894       |
| Nov. 9   | [16/12] GEORGIA*(2/2) W, 28-10             | ABC         | 68,126       |
| Nov. 23  | [9/9] at Florida* L, 17-24                 | ABC         | 89,942       |
| Nov. 29  | [15/16] MISSISSIPPI STATE* W, 26-14        | ABC         | 67,896       |
| Jan. 2   | [16/15] vs. Duke (rv/rv)                   | ESPN        | 6:30 p.m. CT |

- TaxSlayer Gator Bowl; Jacksonville, Fla.

# 2024 SEC Football - A New Era

## 2024 SOUTHEASTERN CONFERENCE TEAM SCHEDULES AND RESULTS

### MISSISSIPPI STATE BULLDOGS (2-10, 0-8 SEC)

Home Stadium: Davis Wade Stadium at Scott Field (60,311)

|          |                     |          |              |         |
|----------|---------------------|----------|--------------|---------|
| Aug. 31  | EASTERN KENTUCKY    | W, 56-7  | ESPN+ / SEC+ | 48,724  |
| Sept. 7  | at Arizona State    | L, 23-30 | ESPN         | 45,504  |
| Sept. 14 | TOLEDO              | L, 17-41 | ESPNU        | 47,412  |
| Sept. 21 | FLORIDA*            | L, 28-45 | ESPN         | 49,655  |
| Sept. 28 | at Texas* (1/2)     | L, 13-35 | SEC Network  | 101,388 |
| Oct. 12  | at Georgia* (5/4)   | L, 31-41 | SEC Network  | 93,033  |
| Oct. 19  | TEXAS A&M (14/14)   | L, 24-24 | SEC Network  | 50,127  |
| Oct. 26  | ARKANSAS*           | L, 25-58 | SEC Network  | 49,303  |
| Nov. 2   | UMASS               | W, 45-20 | SEC Network  | 48,617  |
| Nov. 9   | at Tennessee*(7/6)  | L, 14-33 | ESPN         | 101,915 |
| Nov. 23  | MISSOURI*(rv/rv)    | L, 20-39 | SEC Network  | 47,824  |
| Nov. 29  | at Ole Miss*(15/16) | L, 14-26 | ABC          | 67,896  |

### MISSOURI TIGERS (9-3, 5-3 SEC)

Home Stadium: Memorial Stadium - Faurot Field (62,621)

|          |                                   |                |                   |         |
|----------|-----------------------------------|----------------|-------------------|---------|
| Aug. 29  | [11/11] MURRAY STATE              | W, 51-0        | SEC Network       | 62,621  |
| Sept. 7  | [9/10] BUFFALO                    | W, 38-0        | ESPN+ / SEC+      | 62,621  |
| Sept. 14 | [6/8] BOSTON COLLEGE (24/rv)      | W, 27-21       | SEC Network       | 62,621  |
| Sept. 21 | [7/8] VANDERBILT*                 | W, 30-27 [20T] | SEC Network       | 62,621  |
| Oct. 5   | [9/9] at Texas A&M (25/21)        | L, 10-41       | ABC               | 97,049  |
| Oct. 12  | [21/18] at UMass                  | W, 45-3        | ESPN2             | 16,102  |
| Oct. 19  | [19/16] AUBURN*                   | W, 21-17       | ESPN              | 62,621  |
| Oct. 26  | [21/17] at Alabama*(15/15)        | L, 0-34        | ABC               | 100,077 |
| Nov. 9   | [RV/22] OKLAHOMA*                 | W, 30-23       | SEC Network       | 62,621  |
| Nov. 16  | [24/21] at South Carolina*(23/23) | L, 30-34       | SEC Network       | 79,361  |
| Nov. 23  | [RV/RV] at Mississippi State*     | W, 39-20       | SEC Network       | 47,824  |
| Nov. 30  | [24/24] ARKANSAS*                 | W, 28-21       | SEC Network       | 62,621  |
| Dec. 30  | [23/20] vs. Iowa (rv/-)           |                | ESPN 1:30 p.m. CT |         |

### OKLAHOMA SOONERS (6-6, 2-6 SEC)

Home Stadium: Oklahoma Memorial Stadium (83,489)

|          |                         |          |                 |        |
|----------|-------------------------|----------|-----------------|--------|
| Aug. 30  | [16/16] TEMPLE          | W, 51-3  | ESPN            | 83,329 |
| Sept. 7  | [15/13] HOUSTON         | W, 16-12 | SEC Network     | 83,563 |
| Sept. 14 | [15/13] TULANE          | W, 34-19 | ESPN            | 83,325 |
| Sept. 21 | [15/13] TENNESSEE*(6/7) | L, 15-25 | ABC             | 84,071 |
| Sept. 28 | [21/18] at Auburn*      | W, 27-21 | ABC             | 88,043 |
| Oct. 12  | [18/16] vs. Texas*(1/1) | L, 3-34  | ABC             | 92,100 |
| Oct. 19  | [RV/RV] SOUTH CAROLINA* | L, 9-35  | SEC Network     | 83,331 |
| Oct. 26  | at Ole Miss*(18/18)     | L, 14-16 | ESPN            | 67,926 |
| Nov. 2   | MAINE                   | W, 59-14 | ESPN+ / SEC+    | 82,831 |
| Nov. 9   | at Missouri*(rv/22)     | L, 23-30 | SEC Network     | 62,621 |
| Nov. 23  | ALABAMA*(7/7)           | W, 24-3  | ABC             | 84,053 |
| Nov. 30  | at LSU*(rv/rv)          | L, 17-37 | ESPN            | 99,364 |
| Dec. 27  | vs. Navy                |          | ESPN 11 a.m. CT |        |

- Lockheed Martin Armed Forces Bowl; Fort Worth, Texas

### SOUTH CAROLINA GAMECOCKS (9-3, 5-3 SEC)

Home Stadium: Williams-Brice Stadium (77,559)

|          |                               |          |               |         |
|----------|-------------------------------|----------|---------------|---------|
| Aug. 31  | [-/RV] OLD DOMINION           | W, 23-19 | SEC Network   | 78,496  |
| Sept. 7  | at Kentucky*(rv/rv)           | W, 31-6  | ABC           | 61,349  |
| Sept. 14 | [RV/RV] LSU*(16/17)           | L, 33-36 | ABC           | 79,531  |
| Sept. 21 | [RV/-] AKRON                  | W, 50-7  | ESPNU         | 78,704  |
| Oct. 5   | [RV/RV] OLE MISS*(12/11)      | L, 3-27  | ESPN          | 79,837  |
| Oct. 12  | at Alabama*(7/7)              | L, 25-27 | ABC           | 100,077 |
| Oct. 19  | at Oklahoma*(rv/rv)           | W, 35-9  | SEC Network   | 83,331  |
| Nov. 2   | [RV/-] TEXAS A&M*(10/11)      | W, 44-20 | ABC           | 80,298  |
| Nov. 9   | [RV/RV] at Vanderbilt*(24/25) | W, 28-7  | SEC Network   | 28,934  |
| Nov. 16  | [23/23] MISSOURI*(24/21)      | W, 34-30 | SEC Network   | 79,361  |
| Nov. 23  | [19/19] WOFFORD               | W, 56-12 | ESPN+ / SEC+  | 79,078  |
| Nov. 30  | [16/14] at Clemson(12/12)     | W, 17-14 | ESPN          | 81,500  |
| Dec. 31  | [14/14] vs. Illinois (21/21)  |          | ABC 3 p.m. ET |         |

- Cheez-It Citrus Bowl; Orlando, Fla.

### TENNESSEE VOLUNTEERS (10-2, 6-2 SEC)

Home Stadium: Neyland Stadium (101,915)

|          |                              |               |                    |         |
|----------|------------------------------|---------------|--------------------|---------|
| Aug. 31  | [15/15] CHATTANOOGA          | W, 69-3       | SEC Network        | 101,915 |
| SEPT. 7  | [14/12] vs. NC State (24/23) | W, 51-10      | ABC                | 72,730  |
| Sept. 14 | [7/9] KENT STATE             | W, 71-0       | SEC Network        | 101,915 |
| Sept. 21 | [6/7] at Oklahoma*(15/13)    | W, 25-15      | ABC                | 84,071  |
| Oct. 5   | [4/4] at Arkansas*           | L, 14-19      | ABC                | 75,573  |
| Oct. 12  | [8/9] FLORIDA*               | W, 23-17 [OT] | ESPN               | 101,915 |
| Oct. 19  | [11/10] ALABAMA*(7/7)        | W, 24-17      | ABC                | 101,915 |
| Nov. 2   | [7/7] KENTUCKY*              | W, 28-18      | SEC Network        | 101,915 |
| Nov. 9   | [7/6] MISSISSIPPI STATE*     | W, 33-14      | ESPN               | 101,915 |
| Nov. 16  | [6/4] at Georgia*(11/10)     | L, 17-31      | ABC                | 90,033  |
| Nov. 23  | [10/11] UTEP                 | W, 56-0       | ESPN+ / SEC+       | 101,915 |
| Nov. 30  | [7/8] at Vanderbilt*         | W, 36-23      | ABC                | 28,934  |
| Dec. 21  | [7/6] at Ohio State (6/7)    |               | ABC/ESPN 8 p.m. ET |         |

- College Football Playoff First Round; Columbus, Ohio

### TEXAS LONGHORNS (11-2, 7-1 SEC)

Home Stadium: Darrell K Royal Memorial Stadium (100,119)

|          |                            |               |              |         |
|----------|----------------------------|---------------|--------------|---------|
| Aug. 31  | [4/4] COLORADO STATE       | W, 52-0       | ESPN         | 99,171  |
| Sept. 7  | [3/3] at Michigan (10/9)   | W, 31-12      | FOX          | 111,170 |
| Sept. 14 | [2/3] UTSA                 | W, 56-7       | ESPN         | 101,892 |
| Sept. 21 | [1/2] ULM                  | W, 51-3       | ESPN+ / SEC+ | 102,850 |
| Sept. 28 | [1/2] MISSISSIPPI STATE*   | W, 35-13      | SEC Network  | 101,388 |
| Oct. 12  | [1/1] vs. Oklahoma*(18/16) | W, 34-2       | ABC          | 92,100  |
| Oct. 19  | [1/1] GEORGIA*(5/4)        | L, 15-30      | ABC          | 105,215 |
| Oct. 26  | [5/6] at Vanderbilt(25/25) | W, 27-24      | SEC Network  | 28,934  |
| Nov. 9   | [5/5] FLORIDA*             | W, 49-17      | ABC          | 103,375 |
| Nov. 16  | [3/3] at Arkansas*         | W, 20-10      | ABC          | 74,929  |
| Nov. 23  | [3/3] KENTUCKY*            | W, 31-14      | ABC          | 102,811 |
| Nov. 30  | [3/3] at Texas A&M*(20/19) | W, 17-7       | ABC          | 109,028 |
| Dec. 7   | [2/2] vs. Georgia (5/5)    | L, 19-22 [OT] | ABC          | 74,916  |

- SEC Championship Game; Atlanta, Ga.

Dec. 21 [4/4] CLEMSON (13/13) TNT/MAX 3 p.m. CT  
- College Football Playoff First Round; Austin, Texas

### TEXAS A&M AGGIES (8-4, 5-3 SEC)

Home Stadium: Kyle Field (102,733)

|          |                                  |                |                   |         |
|----------|----------------------------------|----------------|-------------------|---------|
| Aug. 31  | [20/20] NOTRE DAME (7/7)         | L, 13-23       | ABC               | 107,315 |
| Sept. 7  | [RV/RV] MCNEESE STATE            | W, 52-10       | SEC Network       | 92,345  |
| Sept. 14 | [RV/RV] at Florida*              | W, 33-20       | ABC               | 89,993  |
| Sept. 21 | [25/24] BOWLING GREEN            | W, 26-20       | ESPN+ / SEC+      | 99,523  |
| Sept. 28 | [24/24] vs. Arkansas*(rv/rv)     | W, 21-17       | ESPN              | 60,928  |
| Oct. 5   | [25/21] MISSOURI*(9/9)           | W, 41-10       | ABC               | 97,049  |
| Oct. 19  | [14/14] at Mississippi State*    | W, 34-24       | SEC Network       | 50,127  |
| Oct. 26  | [14/14] LSU*(8/7)                | W, 38-23       | ABC               | 108,852 |
| Nov. 2   | [10/11] at South Carolina*(rv/-) | L, 20-44       | ABC               | 80,298  |
| Nov. 16  | [15/15] NEW MEXICO STATE         | W, 38-3        | SEC Network       | 105,815 |
| Nov. 23  | [15/14] at Auburn*               | L, 41-43 [40T] | ESPN              | 88,043  |
| Nov. 30  | [20/19] TEXAS*(3/3)              | L, 7-17        | ABC               | 109,028 |
| Dec. 27  | [RV/RV] vs. Southern Cal         |                | ESPN 9:30 p.m. ET |         |

- SRS Distribution Las Vegas Bowl; Las Vegas, Nev.

### VANDERBILT COMMODORES (6-6, 3-5 SEC)

Home Stadium: FirstBank Stadium (28,934)

|          |                                |                |                   |         |
|----------|--------------------------------|----------------|-------------------|---------|
| Aug. 31  | VIRGINIA TECH (rv/rv)          | W, 34-27 [OT]  | ESPN              | 28,934  |
| Sept. 7  | [RV/-] ALCORN STATE            | W, 55-0        | ESPNU             | 24,080  |
| Sept. 14 | [RV/-] at Georgia State        | L, 32-36       | ESPN+             | 14,413  |
| Sept. 21 | at Missouri*(7/8)              | L, 27-30 [20T] | SEC Network       | 62,621  |
| Oct. 5   | ALABAMA*(1/2)                  | W, 40-35       | SEC Network       | 28,934  |
| Oct. 12  | [RV/RV] at Kentucky*(rv/rv)    | W, 20-13       | SEC Network       | 62,120  |
| Oct. 19  | [RV/RV] BALL STATE             | W, 24-14       | ESPN+ / SEC+      | 27,884  |
| Oct. 26  | [25/25] TEXAS*(5/6)            | L, 24-27       | SEC Network       | 28,934  |
| Nov. 2   | [RV/RV] at Auburn*             | W, 17-7        | SEC Network       | 80,043  |
| Nov. 9   | [24/25] SOUTH CAROLINA*(rv/rv) | L, 7-28        | SEC Network       | 28,934  |
| Nov. 23  | [RV/RV] at LSU*(rv/rv)         | L, 17-24       | SEC Network       | 102,086 |
| Nov. 30  | TENNESSEE*(7/8)                | L, 23-36       | ABC               | 28,934  |
| Dec. 27  | vs. Georgia Tech (-/rv)        |                | ESPN 2:30 p.m. CT |         |

- Birmingham Bowl; Birmingham, Ala.

Team's AP & USA Today Rankings Listed Before Opponent's Name & Opponents' Rankings Listed after its Name (at time of game)

BOLD denotes home game ; \* - SEC Game

**2024 SEC WEEK-BY-WEEK SCHEDULES AND RESULTS**

August 29

UAPB (0) Arkansas (70) (Little Rock) [TV: 4-6]  
Murray State (0) at Missouri (51) [TV: 5-6]

August 30

Temple (3) at Oklahoma (51) [TV: 2-6]

August 31

Western Kentucky (0) at Alabama (63) [TV: 2-6]  
Alabama A&M (3) at Auburn (73) [TV: 6-10]  
Miami (41) at Florida (17) [TV: 1-6]  
Georgia (34) vs. Clemson (3) (Atlanta) [TV: 1-6]  
Southern Miss (0) at Kentucky (31) [TV: 5-6]  
Furman (0) at Ole Miss (76) [TV: 6-10]  
E. Kentucky (7) at Mississippi State (56) [TV: 6-10]  
Old Dominion (19) at South Carolina (23) [TV: 5-6]  
UT Chattanooga (3) at Tennessee (69) [TV: 5-6]  
Colorado State (0) at Texas (52) [TV: 2-6]  
Notre Dame (23) at Texas A&M (13) [TV: 1-6]  
Virginia Tech (27) at Vanderbilt (34) OT [TV: 2-6]

September 1

LSU (20) vs. Southern Cal (27) (Las Vegas) [TV: 1-5]

September 7

South Florida (16) at Alabama (42) [TV: 2-6]  
Arkansas (31) at Oklahoma St. (39) 2OT [TV: 1-6]  
California (21) at Auburn (14) [TV: 3-6]  
Samford (7) at Florida (45) [TV: 6-10]  
Tennessee Tech (3) at Georgia (48) [TV: 6-10]  
South Carolina (31) at Kentucky (6) [TV: 1-6]  
Nicholls State (21) at LSU (44) [TV: 6-10]  
MTSU (3) at Ole Miss (52) [TV: 5-6]  
Mississippi State (23) at Arizona State (30) [TV: 2-6]  
Buffalo (0) at Missouri (38) [TV: 6-10]  
Houston (12) at Oklahoma (16) [TV: 5-6]  
Tennessee (51) vs. NC State (10) (Charlotte) [TV: 1-6]  
Texas (31) at Michigan (12) [TV: 8]  
McNeese State (10) at Texas A&M (52) [TV: 5-6]  
Alcorn State (0) at Vanderbilt (55) [TV: 4-6]

September 14

Alabama (42) at Wisconsin (10) [TV: 8]  
UAB (27) at Arkansas (37) [TV: 5-6]  
New Mexico (19) at Auburn (45) [TV: 3-6]  
Texas A&M (33) at Florida (20) [TV: 1-6]  
Georgia (13) at Kentucky (12) [TV: 1-6]  
Ole Miss (40) at Wake Forest (6) [TV: 11]  
Toledo (41) at Mississippi State (17) [TV: 4-6]  
Boston College (21) at Missouri (27) [TV: 5-6]  
Tulane (19) at Oklahoma (34) [TV: 2-6]  
LSU (36) at South Carolina (33) [TV: 1-6]  
Kent State (0) at Tennessee (71) [TV: 5-6]  
UTSA (7) at Texas (56) [TV: 2-6]  
Vanderbilt (32) at Georgia State (36) [TV: 12]

September 21

Arkansas (24) at Auburn (14) [TV: 2-6]  
Ohio (6) at Kentucky (41) [TV: 5-6]  
UCLA (17) at LSU (34) [TV: 1-6]  
Georgia Southern (13) at Ole Miss (52) [TV: 5-6]  
Florida (45) at Mississippi State (28) [TV: 2-6]  
Vanderbilt (27) at Missouri (30) 2OT [TV: 5-6]  
Tennessee (25) at Oklahoma (15) [TV: 1-6]  
Akron (7) at South Carolina (50) [TV: 4-6]  
UL-Monroe (3) at Texas (51) [TV: 6-10]  
Bowling Green (20) at Texas A&M (26) [TV: 6-10]

September 28

Arkansas (17) vs. Texas A&M (21) (Arlington) [TV: 2-6]  
Georgia (34) at Alabama (41) [TV: 1-6]  
Oklahoma (27) at Auburn (21) [TV: 1-6]  
South Alabama (10) at LSU (42) [TV: 5-6]  
Kentucky (20) at Ole Miss (17) [TV: 1-6]  
Mississippi State (13) at Texas (35) [TV: 5-6]

October 5

Tennessee (14) at Arkansas (19) [TV: 1-6]  
Central Florida (13) at Florida (24) [TV: 5-6]  
Auburn (13) at Georgia (31) [TV: 1-6]  
Ole Miss (27) at South Carolina (3) [TV: 2-6]  
Missouri (10) at Texas A&M (41) [TV: 1-6]  
Alabama (35) at Vanderbilt (40) [TV: 5-6]

October 12

South Carolina (25) at Alabama (27) [TV: 1-6]  
Mississippi State (31) at Georgia (41) [TV: 2-6]  
Vanderbilt (20) at Kentucky (13) [TV: 5-6]  
Ole Miss (26) at LSU (29) OT [TV: 1-6]  
Missouri (45) at UMass (3) [TV: 3-6]  
Texas (34) vs. Oklahoma (3) (Dallas) [TV: 1-6]  
Florida (17) at Tennessee (23) [TV: 2-6]

October 19

LSU (34) at Arkansas (10) [TV: 2-6]  
Kentucky (20) at Florida (48) [TV: 5-6]  
Texas A&M (34) at Mississippi State (24) [TV: 5-6]  
Auburn (17) at Missouri (21) [TV: 2-6]  
South Carolina (35) at Oklahoma (9) [TV: 5-6]  
Alabama (17) at Tennessee (24) [TV: 1-6]  
Georgia (30) at Texas (15) [TV: 1-6]  
Ball State (14) at Vanderbilt (24) [TV: 6-10]

October 26

Missouri (0) at Alabama (34) [TV: 1-6]  
Auburn (24) at Kentucky (10) [TV: 5-6]  
Oklahoma (14) at Ole Miss (26) [TV: 2-6]  
Arkansas (58) at Mississippi State (25) [TV: 5-6]  
LSU (23) at Texas A&M (38) [TV: 1-6]  
Texas (27) at Vanderbilt (24) [TV: 5-6]

November 2

Ole Miss (63) at Arkansas (31) [TV: 2-6]  
Vanderbilt (17) at Auburn (7) [TV: 5-6]  
Florida (20) vs. Georgia (34) (Jacksonville) [TV: 1-6]  
UMass (20) at Mississippi State (45) [TV: 5-6]  
Maine (14) at Oklahoma (59) [TV: 6-10]  
Texas A&M (20) at South Carolina (44) [TV: 1-6]  
Kentucky (18) at Tennessee (28) [TV: 5-6]

November 9

Alabama (42) at LSU (13) [TV: 1-6]  
Georgia (10) at Ole Miss (28) [TV: 1-6]  
Oklahoma (23) at Missouri (30) [TV: 5-6]  
Mississippi State (14) at Tennessee (33) [TV: 2-6]  
Florida (17) at Texas (49) [TV: 1-6]  
South Carolina (28) at Vanderbilt (7) [TV: 5-6]

November 16

Texas (20) at Arkansas (10) [TV: 1-6]  
LSU (16) at Florida (27) [TV: 1-6]  
Tennessee (17) at Georgia (31) [TV: 1-6]  
Murray State (6) at Kentucky (48) [TV: 6-10]  
Missouri (30) at South Carolina (34) [TV: 5-6]  
NM State (3) at Texas A&M (38) [TV: 5-6]  
Mercer (7) at Alabama (52) [TV: 6-10]  
UL-Monroe (14) at Auburn (48) [TV: 5-6]

November 23

Louisiana Tech (14) at Arkansas (35) [TV: 6-10]  
Texas A&M (41) at Auburn (43) 4OT [TV: 2-6]  
Ole Miss (17) at Florida (24) [TV: 1-6]  
UMass (21) at Georgia (59) [TV: 5-6]  
Vanderbilt (17) at LSU (24) [TV: 5-6]  
Missouri (39) at Mississippi State (20) [TV: 5-6]  
Alabama (3) at Oklahoma (24) [TV: 1-6]  
Wofford (12) at South Carolina (56) [TV: 6-10]  
UTEP (0) at Tennessee (56) [TV: 6-10]  
Kentucky (14) at Texas (31) [TV: 1-6]

November 29

Georgia Tech (42) at Georgia (44) 8OT [TV: 1-6]  
Mississippi State (14) at Ole Miss (26) [TV: 1-6]

November 30

Auburn (14) at Alabama (28) [TV: 1-6]  
Florida (31) at Florida State (11) [TV: 3-6]  
Louisville (41) at Kentucky (14) [TV: 5-6]  
Oklahoma (17) at LSU (37) [TV: 2-6]  
Arkansas (21) at Missouri (28) [TV: 5-6]  
South Carolina (17) at Clemson (14) [TV: 2-6]  
Texas (17) at Texas A&M (7) [TV: 1-6]  
Tennessee (36) at Vanderbilt (23) [TV: 1-6]

Dec. 7

SEC Championship Game [TV: 1-6] (4:20 p.m. ET)  
- (Mercedes-Benz Stadium; Atlanta, Ga.)



# 2024 SEC FOOTBALL SCHEDULE

Tentative and Subject to Change



|                   | Aug. 31                      | Sept. 7                       | Sept. 14                  | Sept. 21                      | Sept. 28                    | Oct. 5                    | Oct. 12                   | Oct. 19                      | Oct. 26                      | Nov. 2                  | Nov. 9                      | Nov. 16                          | Nov. 23                      | Nov. 30                          |
|-------------------|------------------------------|-------------------------------|---------------------------|-------------------------------|-----------------------------|---------------------------|---------------------------|------------------------------|------------------------------|-------------------------|-----------------------------|----------------------------------|------------------------------|----------------------------------|
| ALABAMA           | WESTERN KENTUCKY Tuscaloosa  | SOUTH FLORIDA Tuscaloosa      | WISCONSIN Madison         |                               | GEORGIA Tuscaloosa          | VANDERBILT Nashville      | SOUTH CAROLINA Tuscaloosa | TENNESSEE Knoxville          | MISSOURI Tuscaloosa          | MISSOURI Tuscaloosa     | LSU Baton Rouge             | MERCER Tuscaloosa                | OKLAHOMA Norman              | AUBURN Tuscaloosa                |
| ARKANSAS          | UAPB Little Rock (8/29)      | OKLAHOMA STATE Stillwater     | UAB Fayetteville          | AUBURN Auburn                 | TEXAS A&M Arlington         | TENNESSEE Fayetteville    |                           | LSU Fayetteville             | MISSISSIPPI STATE Starkville | OLE MISS Fayetteville   |                             | TEXAS Fayetteville               | LOUISIANA TECH Fayetteville  | MISSOURI Columbia                |
| AUBURN            | ALABAMA A&M Auburn           | CALIFORNIA Auburn             | NEW MEXICO Auburn         | ARKANSAS Auburn               | OKLAHOMA Auburn             | GEORGIA Athens            |                           | MISSOURI Columbia            | KENTUCKY Lexington           | VANDERBILT Auburn       |                             | UL-MONROE Auburn                 | TEXAS A&M Auburn             | ALABAMA Tuscaloosa               |
| FLORIDA           | MIAMI Gainesville            | SAMFORD Gainesville           | TEXAS A&M Gainesville     | MISSISSIPPI STATE Starkville  | CENTRAL FLORIDA Gainesville | GEORGIA Athens            | TENNESSEE Knoxville       | KENTUCKY Gainesville         | GEORGIA Jacksonville         | GEORGIA Jacksonville    | TEXAS Austin                | LSU Gainesville                  | OLE MISS Gainesville         | FLORIDA STATE Tallahassee        |
| GEORGIA           | CLEMSON Atlanta              | TENNESSEE TECH Athens         | KENTUCKY Lexington        | OHIO Lexington                | ALABAMA Tuscaloosa          | ALABAMA Athens            | MISSISSIPPI STATE Athens  | TEXAS Austin                 | FLORIDA Jacksonville         | FLORIDA Jacksonville    | OLE MISS Oxford             | TENNESSEE Athens                 | UMASS Athens                 | GEORGIA TECH Athens (11/29)      |
| KENTUCKY          | SOUTHERN MISS Lexington      | SOUTH CAROLINA Lexington      | GEORGIA Lexington         | OHIO Lexington                | OLE MISS Oxford             |                           | VANDERBILT Lexington      | FLORIDA Gainesville          | AUBURN Lexington             | TENNESSEE Knoxville     |                             | MURRAY STATE Lexington           | TEXAS Austin                 | LOUISVILLE Lexington             |
| LSU               | SOUTHERN CAL Los Vegas (9/1) | NICHOLLS STATE Baton Rouge    | SOUTH CAROLINA Columbia   | UCLA Baton Rouge              | SOUTH ALABAMA Baton Rouge   |                           | OLE MISS Baton Rouge      | ARKANSAS Fayetteville        | TEXAS A&M College Station    |                         | ALABAMA Baton Rouge         | FLORIDA Gainesville              | VANDERBILT Baton Rouge       | OKLAHOMA Baton Rouge             |
| OLE MISS          | FURMAN Oxford                | MIDDLE TENNESSEE Oxford       | WAKE FOREST Winston-Salem | GEORGIA SOUTHERN Oxford       | KENTUCKY Oxford             | SOUTH CAROLINA Columbia   | LSU Baton Rouge           |                              | OKLAHOMA Oxford              | ARKANSAS Fayetteville   | GEORGIA Oxford              |                                  | FLORIDA Gainesville          | MISSISSIPPI STATE Oxford (11/29) |
| MISSISSIPPI STATE | EASTERN KENTUCKY Starkville  | ARIZONA STATE Tempe           | TOLEDO Starkville         | FLORIDA Starkville            | TEXAS Austin                | GEORGIA Athens            | GEORGIA Athens            | TEXAS A&M Starkville         | ARKANSAS Starkville          | UMASS Starkville        | TENNESSEE Knoxville         |                                  | MISSOURI Starkville          | OLE MISS Oxford (11/29)          |
| MISSOURI          | MURRAY STATE Columbia (8/29) | BUFFALO Columbia              | BOSTON COLLEGE Columbia   | VANDERBILT Columbia           |                             | TEXAS A&M College Station | UMASS Amherst             | AUBURN Columbia              | ALABAMA Tuscaloosa           | OKLAHOMA Columbia       | OKLAHOMA Columbia           | SOUTH CAROLINA Columbia, S.C.    | MISSISSIPPI STATE Starkville | ARKANSAS Columbia                |
| OKLAHOMA          | TEMPLE Norman (8/30)         | HOUSTON Norman                | TULANE Norman             | TENNESSEE Norman              | AUBURN Auburn               | AUBURN Auburn             | TEXAS Dallas              | SOUTH CAROLINA Norman        | OLE MISS Oxford              | MAINE Norman            | MISSOURI Columbia           |                                  | ALABAMA Norman               | LSU Baton Rouge                  |
| SOUTH CAROLINA    | OLD DOMINION Columbia        | KENTUCKY Lexington            | LSU Columbia              | AKRON Columbia                |                             | OLE MISS Columbia         | ALABAMA Tuscaloosa        | OKLAHOMA Norman              | OKLAHOMA Norman              | TEXAS A&M Columbia      | VANDERBILT Nashville        | MISSOURI Columbia, S.C.          | WOFFORD Columbia             | CLEMSON Clemson                  |
| TENNESSEE         | CHATANOOGA Knoxville         | NC STATE Charlotte            | KENT STATE Knoxville      | OKLAHOMA Norman               |                             | ARKANSAS Fayetteville     | FLORIDA Knoxville         | ALABAMA Knoxville            |                              | KENTUCKY Knoxville      | MISSISSIPPI STATE Knoxville | GEORGIA Athens                   | UTEP Knoxville               | VANDERBILT Nashville             |
| TEXAS             | COLORADO STATE Austin        | MICHIGAN Ann Arbor            | UTSA Austin               | UL-MONROE Austin              | MISSISSIPPI STATE Austin    |                           | OKLAHOMA Dallas           | GEORGIA Austin               | VANDERBILT Nashville         |                         | FLORIDA Austin              | ARKANSAS Fayetteville            | KENTUCKY Austin              | TEXAS A&M College Station        |
| TEXAS A&M         | NOTRE DAME College Station   | MCNEESE STATE College Station | FLORIDA Gainesville       | BOWLING GREEN College Station | ARKANSAS Arlington          | MISSOURI College Station  |                           | MISSISSIPPI STATE Starkville | LSU College Station          | SOUTH CAROLINA Columbia |                             | NEW MEXICO STATE College Station | AUBURN Auburn                | TEXAS College Station            |
| VANDERBILT        | VIRGINIA TECH Nashville      | ALCORN STATE Nashville        | GEORGIA STATE Atlanta     | MISSOURI Columbia             |                             | ALABAMA Nashville         | KENTUCKY Lexington        | BALL STATE Nashville         | TEXAS Nashville              | AUBURN Auburn           | SOUTH CAROLINA Nashville    |                                  | LSU Baton Rouge              | TENNESSEE Nashville              |

2024 SEC CHAMPIONSHIP GAME • DECEMBER 7 • MERCEDES-BENZ STADIUM • ATLANTA, GA.

### SEC COACHES TELECONFERENCE

Dates: Every Wednesday (8/28- 11/20)

Link/Number: Sent via e-mail from SEC Communications Office Weekly

Replays: www.SECsports.com

### Order of Appearance

(All Times Central)

|            |                               |
|------------|-------------------------------|
| 10:00 a.m. | Brian Kelly, LSU              |
| 10:10 a.m. | Kirby Smart, Georgia          |
| 10:20 a.m. | Billy Napier, Florida         |
| 10:30 a.m. | Brent Venables, Oklahoma      |
| 10:40 a.m. | Sam Pittman, Arkansas         |
| 10:50 a.m. | Josh Heupel, Tennessee        |
| 11:00 a.m. | OPEN                          |
| 11:10 a.m. | Shane Beamer, South Carolina  |
| 11:20 a.m. | Elijah Drinkwitz, Missouri    |
| 11:30 a.m. | Kalen DeBoer, Alabama         |
| 11:40 a.m. | Mark Stoops, Kentucky         |
| 11:50 a.m. | Jeff Leiby, Mississippi State |
| 12:00 p.m. | Hugh Freeze, Auburn           |
| 12:10 p.m. | Lane Kiffin, Ole Miss         |
| 12:20 p.m. | Clark Lea, Vanderbilt         |
| 12:30 p.m. | Steve Sarkisian, Texas        |
| 12:40 p.m. | Mike Elko, Texas A&M          |

### SEC FOOTBALL WEEKLY MEDIA SERVICES

**Sundays** – Standings, Statistics, Results, Upcoming Schedule to proof. (Will always attempt to have first draft of stats out late Saturday night when possible.)

Early version of release for Monday pressers will be available late Sunday PM.

**Mondays** – Final Stats, Players of the Week, TV Selections (AM)

**Tuesdays** – Final Release available via email/SECsports.com/CollegePressBox.com early to mid-AM.

**Wednesdays** - Football Coaches Media Teleconference (10 a.m. CT) / available on SECsports.com (PM)

**Thursdays/Fridays** – Previews on SECsports.com and SEC Network

**Saturdays** - Post-game quotes, notes, final books & stats available on CollegePressBox.com; Full coverage throughout the day on SECsports.com and SEC social media channels.

### SEC COMMUNICATIONS STAFF

Herb Vincent, Associate Commissioner (hvincent@sec.org / @SECherbin)

**Chuck Dunlap, Director** (cdunlap@sec.org / X/IG - @SEC\_Chuck)

- Primary SEC Football Contact

Craig Pinkerton, Director (cpinkerton@sec.org / @SEC\_Craig)

Tammy Wilson, Director (twilson@sec.org / @SEC\_Tammy)

B.C. Romano, Creative Services Director (bcromano@sec.org)

**Ben Beaty, Assistant Director** (bbeaty@sec.org / @BenBeaty)

- Secondary Football Contact

Jill Skotarczak, Assistant Director (jskotarczak@sec.org / @SEC\_Jill)

Taylor Brasher, Social Media Director (tbrasher@sec.org)

Office Phone: (205) 458-3000

### SEC FOOTBALL INFORMATION ON THE INTERNET

SECsports.com is the official website of the Southeastern Conference. Football information is updated regularly on the site including stats, standings, news and notes. The site also contains video highlights and features during the season.

CollegePressBox.com is the official media website for Division I football. Access and download game notes, quotes, statistics, media guides, headshots, logos and more for all FBS schools, conferences, postseason games, awards and the College Football Playoff. For access, please register for an account at collegepressbox.com/register. and features during the season.



## SEC FOOTBALL CONTACTS

### ALABAMA - Alex Thompson

athompson@ia.ua.edu  
Phone: (440) 666-7615  
X: @AlabamaFTBL  
Secondary Contact: Aaron Jordan  
ajordan@ia.ua.edu  
Phone: (205) 913-1979  
Tertiary Contact: Nick Cicere  
ncicere@ia.ua.edu  
Phone: (719) 330-1001

### ARKANSAS - Kyle Parkinson

kparkin@uark.edu  
Phone: (479) 387-4753  
X @TheOtherKP  
Secondary Contact: Oliver Grigg  
ogrigg@uark.edu  
479.502.6577  
@Oliver\_Grigg

### AUBURN - Shelly Poe

slp0019@auburn.edu  
Phone: (334) 707-4910  
X: @shellypoe  
Kirk Sampson  
kirk@auburn.edu  
Phone: (334) 844-9800  
Twitter: @AuburnSID

### FLORIDA - Scott Burns

scottb@gators.ufl.edu  
(812) 322-5285  
X: @scott\_burns  
Secondary Contact: Matthew Hutchison  
MatthewH@gators.ufl.edu  
Secondary Contact: Sullivan Bortner  
SullivanB@gators.ufl.edu

### GEORGIA - Leland Barrow

leland@sports.uga.edu  
Phone: (706) 542-1621  
X: @GeorgiaFootball  
Secondary Contact: Christopher Lakos  
clakos@sports.uga.edu

### KENTUCKY - Susan Lax

slax0@uky.edu  
Phone: (859) 608-5019  
X: @slax0  
**Tony Neely**  
tneely@uky.edu; Twitter: @tneel  
Secondary Contact: Evan Crane  
wesley.crane@uky.edu  
Secondary Contact: Matt May  
matt.may@uky.edu  
Secondary Contact: Cami Williams  
Camiran.moore@uky.edu

### LSU - Michael Bonnette

mbonnet@lsu.edu  
Phone: (225) 241-4845 (cell)  
X: @lsubonnette  
Secondary Contact: Brandon Berrio  
bberri1@lsu.edu  
Phone: (225) 328-7065 (cell)  
Secondary Contact: Bill Franques  
wfranqu@lsu.edu  
Phone: (225) 241-4359

### OLE MISS - Kyle Campbell

kyle@olemiss.edu  
Phone: (662) 915-7522  
Twitter: @CampbellKyle  
Secondary Contact: Brad Sheffield  
brads@olemiss.edu  
Secondary Contact: Tyler Wooten  
tjwooten@olemiss.edu

### MISSISSIPPI STATE - Brandon Langlois

BLanglois@athletics.msstate.edu  
Phone: (601) 405-5650  
Twitter: LangloisMSU  
Secondary Contact: Kelly Shipp  
KShipp@athletics.msstate.edu  
Tertiary Contact: Travis Rae  
Trae@athletics.msstate.edu

### MISSOURI - Kat Castner

kcastner@missouri.edu  
Phone: (573) 356-2819  
X: @KatCastner  
Secondary Contact: Eric Doennig  
ericdoennig@missouri.edu  
Phone: (417) 430-6680

### OKLAHOMA - Mike Houck

mhouck@ou.edu  
Office: (405) 325-8227  
X: @mhouckOU  
Secondary Contact: Eric Hollier  
ehollier@ou.edu  
Tertiary Contact: Patrick Dunn  
patrickdunn@ou.edu

### SOUTH CAROLINA - Steve Fink

finksc@mailbox.sc.edu  
X: @SteveFink\_SID  
Phone: (803) 777-7987  
Cell: (803) 240-5268  
Secondary Contact: Scott Reichert  
kentr2@mailbox.sc.edu  
Phone: (803) 777-5257  
Secondary Contact: David Fox  
DF25@mailbox.sc.edu  
(803) 777-1994

### TENNESSEE - Bill Martin

billmartin@tennessee.edu  
Phone: (865) 974-4167  
X: @Bill\_Martin  
Secondary Contact: Sean Barows  
sbarows@tennessee.edu  
Phone: (865) 974-7478

### TEXAS - John Bianco

john.bianco@athletics.utexas.edu  
Office: (512) 471-1346  
Cell: (512) 748-9315  
X: @UT\_Bianco  
Secondary Contact: Thomas Stepp  
thomas.stepp@athletics.utexas.edu  
Office: (512) 471-7877  
Cell: (512) 748-4615  
Secondary Contact: Grace Tafolla  
grace.tafolla@athletics.utexas.edu  
Phone: (319) 310-4576

### TEXAS A&M - Alan Cannon

acannon@athletics.tamu.edu  
Phone: (979) 777-4200  
X: @AggieFootball  
Secondary Contact: Rachel Perreault  
rperreault@athletics.tamu.edu

### VANDERBILT - Michael Scholl

michael.j.scholl@vanderbilt.edu  
Phone: (574) 876-6248  
X: @Scholl  
Secondary Contact: Brian Fremund  
brian.fremund@vanderbilt.edu  
Phone: (251) 623-3191

### Primary Contacts in BOLD

# 2024 SEC Football - A New Era

## SEC IN THE POLLS

### Associated Press (Dec. 8)

| No. | Team                  | Points      | Record      |
|-----|-----------------------|-------------|-------------|
| 1   | Oregon (62)           | 1550        | 13-0        |
| 2   | <b>GEORGIA</b>        | <b>1474</b> | <b>11-2</b> |
| 3   | Notre Dame            | 1398        | 11-1        |
| 4   | <b>TEXAS</b>          | <b>1346</b> | <b>11-2</b> |
| 5   | Penn State            | 1258        | 11-2        |
| 6   | Ohio State            | 1233        | 10-2        |
| 7   | <b>TENNESSEE</b>      | <b>1224</b> | <b>10-2</b> |
| 8   | Boise State           | 1108        | 12-1        |
| 9   | Indiana               | 1052        | 11-1        |
| 10  | Arizona State         | 1001        | 11-2        |
| 11  | <b>ALABAMA</b>        | <b>838</b>  | <b>9-3</b>  |
| 12  | SMU                   | 837         | 11-2        |
| 13  | Clemson               | 827         | 10-3        |
| 14  | <b>SOUTH CAROLINA</b> | <b>770</b>  | <b>9-3</b>  |
| 15  | Miami (FL)            | 697         | 10-2        |
| 16  | <b>OLE MISS</b>       | <b>680</b>  | <b>9-3</b>  |
| 17  | BYU                   | 531         | 10-2        |
| 18  | Iowa State            | 401         | 9-3         |
| 19  | Army                  | 363         | 11-1        |
| 20  | Colorado              | 329         | 9-3         |
| 21  | Illinois              | 317         | 9-3         |
| 22  | Syracuse              | 234         | 9-3         |
| 23  | <b>MISSOURI</b>       | <b>228</b>  | <b>9-3</b>  |
| 24  | UNLV                  | 144         | 10-3        |
| 25  | Memphis               | 132         | 10-2        |

**Others (SEC Only):** Texas A&M (75); LSU (8); Florida (5).

### USA Today Coaches' Poll (Dec. 8)

| No. | Team                        | Points       | Prev.     |
|-----|-----------------------------|--------------|-----------|
| 1   | Oregon (13-0)               | 1,350        | 1         |
| 2   | <b>GEORGIA (11-2)</b>       | <b>1,281</b> | <b>5</b>  |
| 3   | Notre Dame (11-1)           | 1,214        | 4         |
| 4   | <b>TEXAS (11-2)</b>         | <b>1,178</b> | <b>2</b>  |
| 5   | Penn State (11-2)           | 1,080        | 3         |
| 6   | <b>TENNESSEE (10-2)</b>     | <b>1,069</b> | <b>6</b>  |
| 7   | Ohio State (10-2)           | 1,037        | 8         |
| 8   | Boise State (12-1)          | 929          | 10        |
| 9   | Indiana (11-1)              | 925          | 9         |
| 10  | Arizona State (11-2)        | 856          | 13        |
| 11  | <b>ALABAMA (9-3)</b>        | <b>749</b>   | <b>11</b> |
| 12  | SMU (11-2)                  | 741          | 7         |
| 13  | Clemson (10-3)              | 707          | 17        |
| 14  | <b>SOUTH CAROLINA (9-3)</b> | <b>668</b>   | <b>12</b> |
| 15  | <b>OLE MISS (9-3)</b>       | <b>631</b>   | <b>15</b> |
| 16  | Miami (Fla.) (10-2)         | 611          | 14        |
| 17  | Brigham Young (10-2)        | 423          | 18        |
| 18  | Army (11-1)                 | 361          | 23        |
| 19  | Iowa State (10-3)           | 355          | 16        |
| 20  | <b>MISSOURI (9-3)</b>       | <b>282</b>   | <b>20</b> |
| 21  | Illinois (9-3)              | 275          | 21        |
| 22  | Colorado (9-3)              | 228          | 22        |
| 23  | Memphis (10-2)              | 166          | 24        |
| 24  | UNLV (10-3)                 | 140          | 19        |
| 25  | Syracuse (9-3)              | 129          | 25        |

**Others (SEC Only):** Texas A&M (50); LSU (1).

### College Football Playoff Rankings (Final)

| No. | Team                  | Record      | Prev.     |
|-----|-----------------------|-------------|-----------|
| 1   | Oregon                | 13-0        | 1         |
| 2   | <b>GEORGIA</b>        | <b>11-2</b> | <b>5</b>  |
| 3   | <b>TEXAS</b>          | <b>11-2</b> | <b>2</b>  |
| 4   | Penn State            | 11-2        | 3         |
| 5   | Notre Dame            | 11-1        | 4         |
| 6   | Ohio State            | 10-2        | 6         |
| 7   | <b>TENNESSEE</b>      | <b>10-2</b> | <b>7</b>  |
| 8   | Indiana               | 11-1        | 9         |
| 9   | Boise State           | 12-1        | 10        |
| 10  | SMU                   | 11-2        | 8         |
| 11  | <b>ALABAMA</b>        | <b>9-3</b>  | <b>11</b> |
| 12  | Arizona State         | 11-2        | 15        |
| 13  | Miami                 | 10-2        | 12        |
| 14  | <b>OLE MISS</b>       | <b>9-3</b>  | <b>13</b> |
| 15  | <b>SOUTH CAROLINA</b> | <b>9-3</b>  | <b>14</b> |
| 16  | Clemson               | 10-3        | 17        |
| 17  | BYU                   | 10-2        | 18        |
| 18  | Iowa State            | 10-3        | 16        |
| 19  | <b>MISSOURI</b>       | <b>9-3</b>  | <b>19</b> |
| 20  | Illinois              | 9-3         | 21        |
| 21  | Syracuse              | 9-3         | 22        |
| 22  | Army                  | 11-1        | 24        |
| 23  | Colorado              | 9-3         | 23        |
| 24  | UNLV                  | 10-3        | 20        |
| 25  | Memphis               | 10-2        | 25        |



SEC Network has proven time and again that it is one of the most successful launches by a network in all of cable television. It placed the Southeastern Conference, its member institutions and sports teams on an international stage with brand recognition in every corner of the country and around the globe.

That was the vision when the SEC and ESPN signed a 20-year agreement through 2034 to create and operate a multi-platform network, which launched on Aug. 14, 2014. The network and its accompanying digital platform, SEC Network+, carries SEC live events and programming 24/7.

Complementing the volume of network-produced programming, all 14 schools built state-of-the-art control rooms and purchased HD camera equipment to provide the same quality coverage for events that viewers have been accustomed to for years across ESPN networks.

These school-produced events are made available exclusively through the ESPN App as part of SEC Network+ on connected devices, allowing fans to watch their favorite teams anytime, anywhere.

SEC Network has also become known for its signature studio show, SEC Now, its traveling weekly football pregame show, SEC Nation, and of course, The Paul Finebaum Show, which welcomes callers and guests to share their thoughts on topics surrounding the SEC. On top of the network's wall-to-wall coverage of Saturday SEC football, SEC Network boasts additional football-focused studio shows in the fall: SEC This Morning and Marty & McGee, as well as food and culture favorite, TrueSouth.



# 2024 SEC Football - A New Era

## SEC IN THE POLLS (AP / USA Today / CFP Ranking)

|           | ALA      | ARK     | AUB     | UF    | UGA     | UK      | LSU      | UM       | MSU | MU       | OU      | USC      | TEN     | TX    | A&M      | VU      |
|-----------|----------|---------|---------|-------|---------|---------|----------|----------|-----|----------|---------|----------|---------|-------|----------|---------|
| Preseason | 5/5/-    | -/-     | RV/RV/- | /RV/- | 1/1/-   | RV/RV/- | 13/12/-  | 6/6/-    | -/- | 11/11/-  | 16/16/- | -RV/-    | 15/15/- | 4/4/- | 20/20/-  | -/-     |
| Week 1    | 4/4/-    | -RV/-   | RV/RV/- | -/-   | 1/1/-   | RV/RV/- | 18/19/-  | 6/5/-    | -/- | 9/10/-   | 15/13/- | -/-      | 14/12/- | 3/3/- | RV/RV/-  | -RV/-   |
| Week 2    | 4/4/-    | -/-     | -/-     | -/-   | 1/1/-   | -/-     | 16/17/-  | 5/5/-    | -/- | 6/8/-    | 15/13/- | RV/RV/-  | 7/7/-   | 2/3/- | RV/RV/-  | RV/-    |
| Week 3    | 4/4/-    | -/-     | -/-     | -/-   | 2/1/-   | -/-     | 16/13/-  | 5/5/-    | -/- | 7/8/-    | 15/13/- | RV/-     | 6/7/-   | 1/2/- | 25/24/-  | -/-     |
| Week 4    | 4/4/-    | RV/RV/- | -/-     | -/-   | 2/1/-   | -/-     | 14/13/-  | 6/5/-    | -/- | 11/11/-  | 21/18/- | RV/RV/-  | 5/6/-   | 1/2/- | 24/24/-  | -/-     |
| Week 5    | 1/2/-    | -/-     | -/-     | -/-   | 5/5/-   | RV/RV/- | 13/12/-  | 12/11/-  | -/- | 9/9/-    | 19/17/- | RV/RV/-  | 4/4/-   | 2/1/- | 25/21/-  | -/-     |
| Week 6    | 7/7-     | RV/RV/- | -/-     | -/-   | 5/4/-   | RV/RV/- | 13/10/-  | 9/8/-    | -/- | 21/18/-  | 18/16/- | -/-      | 8/9/-   | 1/1/- | 15/14/-  | RV/RV/- |
| Week 7    | 7/7/-    | RV/-    | -/-     | -/-   | 5/4/-   | -/-     | 8/8/-    | 18/15/-  | -/- | 19/16/-  | RV/RV/- | -/-      | 11/10/- | 1/1/- | 14/14/-  | RV/RV/- |
| Week 8    | 15/15/-  | -/-     | -/-     | -/-   | 2/2/-   | -/-     | 8/7/-    | 18/18/-  | -/- | 21/17/-  | -/-     | RV/-     | 7/8/-   | 5/6/1 | 14/14/-  | 25/25/- |
| Week 9    | 14/14/-  | RV/RV/- | -/-     | -/-   | 2/2/-   | -/-     | 16/16/-  | 19/18/-  | -/- | 25/23/-  | -/-     | RV/-     | 7/7/-   | 6/6/- | 10/11/-  | RV/RV/- |
| Week 10   | 11/11    | -/-     | -/-     | -/-   | 2/2/-   | -/-     | 14/13/-  | 16/12/-  | -/- | -/22/-   | -/-     | RV/RV/-  | 7/6/-   | 5/5/- | 15/16/-  | 24/25/- |
| Week 11   | 9/9/11   | -/-     | -/-     | -/-   | 11/10/3 | -/-     | 21/22/15 | 10/11/16 | -/- | 24/21/24 | -/-     | 23/23/-  | 6/4/7   | 3/3/5 | 15/15/14 | -/-     |
| Week 12   | 7/7/10   | -/-     | -/-     | -/-   | 8/8/12  | -/-     | RV/RV/22 | 9/9/11   | -/- | RV/RV/23 | -/-     | 19/19/21 | 10/11/7 | 3/3/3 | 15/14/15 | RV/RV/- |
| Week 13   | 13/13/7  | -/-     | -/-     | RV/-  | 6/6/10  | -/-     | RV/RV/-  | 15/15/9  | -/- | 24/24/23 | -/-     | 16/14/18 | 7/8/11  | 3/3/3 | 20/19/15 | -/-     |
| SECCG     | 11/11/11 | -/-     | -/-     | RV/-  | 5/5/5   | -/-     | RV/-     | 15/15/13 | -/- | 22/20/19 | -/-     | 13/12/14 | 6/6/7   | 2/2/2 | RV/RV/-  | -/-     |
| Bowls     | 11/11/11 | -/-     | -/-     | RV/-  | 2/2/2   | -/-     | RV/RV/-  | 16/15/14 | -/- | 23/20/19 | -/-     | 14/14/15 | 7/6/6   | 4/4/3 | RV/RV/-  | -/-     |
| FINAL     |          |         |         |       |         |         |          |          |     |          |         |          |         |       |          |         |

## SEC ATTENDANCE UPDATE

| School             | Stadium(s)   | Capacity | Games      | 100%+           | Total Att.       | Average Att.  | Pct. of Capacity |
|--------------------|--|----------|------------|-----------------|------------------|---------------|------------------|
| Alabama            | Saban Field at Bryant-Denny Stadium                      | 100,077  | 7          | 7               | 700,539          | 100,077       | 100.00           |
| Arkansas           | Donald W. Reynolds Razorback (Fayetteville)              | 76,000   | 6          | -               | 440,341          | 73,390        | 96.57            |
|                    | War Memorial (Little Rock)                               | 54,120   | 1          | -               | 40,127           | 40,127        | 74.14            |
| Auburn             | Pat Dye Field at Jordan-Hare Stadium                     | 88,043   | 8          | 8               | 704,344          | 88,043        | 100.00           |
| Florida            | Steve Spurrier-Florida Field at Ben Hill Griffin Stadium | 88,548   | 7          | 7               | 630,116          | 90,016        | 101.65           |
| Georgia            | Dooley Field at Sanford Stadium                          | 93,033   | 6          | 6               | 558,198          | 93,033        | 100.00           |
| Kentucky           | Kroger Field   | 61,000   | 8          | 5               | 476,908          | 59,614        | 97.73            |
| LSU                | Tiger Stadium  | 102,321  | 7          | -               | 708,645          | 101,235       | 98.94            |
| Ole Miss           | Vaught-Hemingway/Hollingsworth Field                     | 64,038   | 7          | 7               | 471,421          | 67,346        | 105.017          |
| Mississippi State  | Davis Wade Stadium at Scott Field                        | 60,311   | 7          | -               | 341,422          | 48,775        | 80.87            |
| Missouri           | Memorial Stadium / Faurot Field                          | 62,621   | 7          | 7               | 438,347          | 62,621        | 100.00           |
| Oklahoma           | Oklahoma Memorial Stadium                                | 83,489   | 7          | 3               | 584,503          | 83,500        | 100.01           |
| South Carolina     | Williams-Brice Stadium                                   | 77,559   | 7          | 7               | 555,305          | 79,329        | 102.28           |
| Tennessee          | Neyland Stadium/Shields-Watkins Field                    | 101,915  | 7          | 7               | 713,405          | 101,915       | 100.00           |
| Texas              | Darrell K Royal Memorial Stadium                         | 100,119  | 7          | 6               | 716,701          | 102,385       | 102.26           |
| Texas A&M          | Kyle Field   | 102,733  | 7          | 4               | 719,927          | 102,847       | 100.11           |
| Vanderbilt         | FirstBank Stadium  | 28,934   | 7          | 5               | 196,634          | 28,091        | 97.08            |
| <b>TOTALS</b>      |  |          | <b>113</b> | <b>78 (67%)</b> | <b>8,997,325</b> | <b>79,622</b> |                  |
| Neutral Site Games | [Florida vs. Georgia, Jacksonville]                      |          | 1          | 1               | 76,307           |               |                  |
|                    | [Arkansas vs. Texas A&M, Arlington]                      |          | 1          | -               | 60,928           |               |                  |
|                    | [Oklahoma vs. Texas, Dallas]                             |          | 1          | 1               | 92,100           |               |                  |
|                    | [SEC Championship Game, Atlanta]                         |          | 1          | -               | 74,916           |               |                  |

## SEC OVERTIME RECORDS

| Team              | Total | Pct. | vs. Non-SEC        | Last Overtime Game                          |
|-------------------|-------|------|--------------------|---|
| Alabama           | 7-10  | .412 | 0-2                | Michigan 27, Alabama 20 (1) (2023)          |
| Arkansas          | 15-8  | .652 | 3-2                | Oklahoma State 39, Arkansas 31 (2) (2024)   |
| Auburn            | 10-9  | .526 | 5-2                | Auburn 43, Texas A&M (4) (2024)             |
| Florida           | 5-6   | .455 | 1-0                | Tennessee 23, Florida 17 (1) (2024)         |
| Georgia           | 10-7  | .588 | 6-3                | Georgia 22, Texas 19 (1) (2024)             |
| Kentucky          | 3-8   | .273 | 1-2                | Ole Miss 42, Kentucky 41 (1) (2020)         |
| LSU               | 10-8  | .556 | 1-0                | LSU 29, Ole Miss 26 (1) (2024)              |
| Ole Miss          | 7-10  | .412 | 2-1                | LSU 29, Ole Miss 26 (1) (2024)              |
| Mississippi State | 7-5   | .583 | 4-1                | Mississippi State 31, Arizona 24 (1) (2023) |
| Missouri          | 3-2   | .600 | 0-1                | Missouri 30, Vanderbilt 27 (2) (2024)       |
| Oklahoma          | -     | -    | -                  | -   |
| South Carolina    | 3-4   | .429 | 0-1                | South Carolina 20, Georgia 17 (2) (2019)    |
| Tennessee         | 16-8  | .667 | 4-4                | Tennessee 23, Florida 17 (1) (2024)         |
| Texas             | 0-1   | .000 | -                  | Georgia 22, Texas 19 (1) (2024)             |
| Texas A&M         | 7-1   | .875 | 1-0                | Auburn 43, Texas A&M (4) (2024)             |
| Vanderbilt        | 5-7   | .417 | 3-2                | Missouri 30, Vanderbilt 27 (2) (2024)       |
| <b>TOTALS</b>     |       |      | <b>27-21(.562)</b> |   |

### BREAKDOWN OF LENGTH OF OVERTIMES

| Number/OTs | Games | Last Game                              |
|------------|-------|--|
| 8          | 1     | Georgia 44, Georgia Tech 42 (8) (2024) |
| 7          | 3     | Texas A&M 74, LSU 72 (7) (2018)        |
| 6          | 1     | Tennessee 41, Arkansas 38 (2002)       |
| 5          | 1     | Tennessee 51, Alabama 43 (2003)        |
| 4          | 6     | Auburn 43, Texas A&M (4) (2024)        |
| 3          | 6     | Arkansas 55, Kansas 53 (3) (2022)      |
| 2          | 20    | Missouri 30, Vanderbilt 27 (2) (2024)  |
| 1          | 89    | Georgia 22, Texas 19 (1) (2024)        |

### NOTES:

First Overtime Game: Nov. 16, 1996 at Auburn (Georgia 56, Auburn 49 - 4 OT)  
 First Non-Conference Overtime Game: Aug. 30, 1997 at Oxford (Ole Miss 24, Central Florida 23)  
 Most Overtime Games in a Season: 12 (2014)

# 2024 SEC Football - A New Era

## SEC FOOTBALL PLAYERS OF THE WEEK

### 2023 SEASON

**Week 1 (Games of Aug. 26-Sept. 3):** Offense - Jalen Milroe, QB, Alabama; Joe Milton III, QB, Tennessee; Defense - Trevin Wallace, LB, Kentucky; Special Teams - Barion Brown, KOR, Kentucky; Jordan Watkins, PR/WR, Ole Miss; Offensive Lineman - Gunner Britton, OL, Auburn; Defensive Lineman - Tyler Baron, DE, Tennessee; Freshman - Caleb Downs, DB, Alabama; Kyle Ferrie, PK, Mississippi State.

**Week 2 (Games of Sept. 9):** Offense - Spencer Rattler, QB, South Carolina; Defense - Jett Johnson, LB, Mississippi State; Eugene Asante, LB, Auburn; Special Teams - Caden Davis, PK, Ole Miss; Offensive Lineman - Eli Cox, C/OG, Kentucky; Defensive Lineman - Nyles Gaddy, DL, Missouri; Trajan Jeffcoat, DL, Arkansas; Freshman - London Humphreys, WR, Vanderbilt.

**Week 3 (Games of Sept. 16):** Offense - Jayden Daniels, QB, LSU; Malik Nabers, WR, LSU; Defense - Trey Washington, S, Ole Miss; Special Teams - Harrison Mevis, PK, Missouri; Offensive Lineman - Sedrick Van Pran, C, Georgia; Defensive Lineman - Cam Jackson, DE, Florida; T.J. Sanders, DT, South Carolina; Freshman - Jordan Castell, S, Florida.

**Week 4 (Games of Sept. 23):** Offense - Jayden Daniels, QB, LSU; Spencer Rattler, QB, South Carolina; Defense - Maxwell Hairston, DB, Kentucky; Special Teams - Trey Smack, PK, Florida; Offensive Lineman - Tyler Booker, G, Alabama; Defensive Lineman - Alex Huntley, DT, South Carolina; Freshman - Taurean York, LB, Texas A&M.

**Week 5 (Games of Sept. 30):** Offense - Jaxson Dart, QB, Ole Miss; Ray Davis, RB, Kentucky; Defense - Smael Mondon, LB, Georgia; Special Teams - Ainiya Smith, WR/PR/KR, Texas A&M; Offensive Lineman - Jeremy Flax, OL, Kentucky; Defensive Lineman - James Pearce Jr., DE, Tennessee; Freshman - Caleb Downs, S, Alabama; Peyton Woodring, PK, Georgia.

**Week 6 (Games of Oct. 7):** Offense - Carson Beck, QB, Georgia; Jayden Daniels, QB, LSU; Defense - Ashanti Cistrunk, LB, Ole Miss; Special Teams - Will Reichard, PK/P, Alabama; Offensive Lineman - Emery Jones, OT, LSU; Defensive Lineman - Justin Eboigbe, DL, Alabama; Freshman - Arlis Boardingham, WR, Florida; Peyton Woodring, PK, Georgia.

**Week 7 (Games of Oct. 14):** Offense - Graham Mertz, QB, Florida; Defense - Darius Robinson, DE, Missouri; Special Teams - Trey Smack, PK, Florida; Dee Williams, RS, Tennessee; Offensive Lineman - JC Latham, RT, Alabama; Defensive Lineman - James Pearce Jr., DE, Tennessee; Landon Jackson, DE, Arkansas; Freshman - Peyton Woodring, PK, Georgia.

**Week 8 (Games of Oct. 21):** Offense - Cody Schrader, RB, Missouri; Defense - Nathaniel Watson, LB, Mississippi State; Jihaad Campbell, LB, Alabama; Special Teams - Will Reichard, PK, Alabama; Offensive Lineman - Javon Foster, OL, Missouri; Defensive Lineman - Cedric Johnson, DE, Ole Miss; Freshman - Sutarine Perkins, LB, Ole Miss; Trey Holly, RB, LSU.

**Week 9 (Games of Oct. 28):** Offense - Ladd McConkey, WR, Georgia; Defense - Ladd McConkey, WR, Georgia; Trey Washington, S, Ole Miss; Special Teams - Charles Campbell, PK, Tennessee; Offensive Lineman - John Campbell Jr., OT, Tennessee; Gunner Britton, OT, Auburn; Defensive Lineman - Cedric Johnson, DE, Ole Miss; Freshman - Connor Lew, C, Auburn.

**Week 10 (Games of Nov. 4):** Offense - Jalen Milroe, QB, Alabama; Tre Harris, WR, Ole Miss; Defense - John Saunders Jr., S, Ole Miss; Lorando Johnson, DB, Arkansas; Special Teams - Peyton Woodring, PK, Georgia; Cam Little, PK, Arkansas; Offensive Lineman - Beau Limmer, C, Arkansas; Defensive Lineman - Nazir Stackhouse, DL, Georgia; Zxavian Harris, DT, Ole Miss; Freshman - Ty Bryant, DB, Kentucky; Jaylon Braxton, DB, Arkansas.

**Week 11 (Games of Nov. 11):** Offense - Jayden Daniels, QB, LSU; Defense - Jalen McLeod, LB, Auburn; Special Teams - Keionte Scott, PR, Auburn; Offensive Lineman - Charles Turner, C, LSU; Defensive Lineman - Darius Robinson, DL, Missouri; Freshman - CJ Allen, ILB, Georgia.

**Week 12 (Games of Nov. 18):** Offense - Jayden Daniels, QB, LSU; Brady Cook, QB, Missouri; Defense - Nathaniel Watson, LB, Mississippi State; Alfahiym Walcott, DB, Arkansas; Special Teams - Harrison Mevis, PK, Missouri; Offensive Lineman - Xavier Delgado, OL, Missouri; Defensive Lineman - Jordan Strachan, DE, South Carolina; Freshman - Kyle Ferrie, PK, Mississippi State; Isaiah Augustave, RB, Arkansas.

**Week 13 (Games of Nov. 23-25):** Offense - Jalen Milroe, QB, Alabama; Cody Schrader, RB, Missouri; Defense - J.J. Weaver, LB, Kentucky; Triston Newson, LB, Missouri; Special Teams - Barion Brown, KOR/WR, Kentucky; Fraser Masin, P, Ole Miss; Offensive Lineman - Dayne Davis, OT, Tennessee; Defensive Lineman - Jay Jernigan, DL, Missouri; Freshman - CJ Allen, LB, Georgia; Kady Proctor, OL, Alabama.

### 2024 SEASON

**Week 1 (Games of Aug. 29-Sept. 1):** Offense - Diego Pavia, QB, Vanderbilt; Carson Beck, QB, Georgia; Defense - Keon Sabb, DB, Alabama; Special Teams - Peyton Woodring, PK, Georgia; Tyler Keltner, PK, Oklahoma; Offensive Lineman - Cameron Williams, OT, Texas; Fernando Carmona Jr., OL, Arkansas; Defensive Lineman - Kyle Kennard, EDGE, South Carolina; Dylan Stewart, EDGE, South Carolina; Freshman - Nico lamaleava, QB, Tennessee; Ryan Williams, WR, Alabama.

**Week 2 (Games of Sept. 7):** Offense - Quinn Ewers, QB, Texas; Defense - Nick Emmanwori, FS, South Carolina; Special Teams - Kai Kroeger, P, South Carolina; Offensive Lineman - Jake Majors, C, Texas; Cooper Mays, C, Tennessee; Defensive Lineman - Gracen Halton, DT, Oklahoma; Tim Keenan III, DL, Alabama; Freshman - Nico lamaleava, QB, Tennessee.

**Week 3 (Games of Sept. 14):** Offense - Jalen Milroe, QB, Alabama; Jaxson Dart, QB, Ole Miss; Defense - Bradyn Swinson, DE, LSU; Raylen Wilson, LB, Georgia; Special Teams - Blake Craig, PK, Missouri; Offensive Lineman - Trey Zuhn, OL, Texas A&M; Defensive Lineman - Jared Ivey, DE, Ole Miss; Tyrion Ingram-Dawkins, DL, Georgia; Freshman - Arch Manning, QB, Texas; Marcel Reed, QB, Texas A&M.

**Week 4 (Games of Sept. 21):** Offense - Nate Noel, RB, Missouri; Garrett Nussmeier, QB, LSU; Defense - TJ Metcalf, DB, Arkansas; Special Teams - Max Gilbert, PK, Tennessee; Offensive Lineman - Austin Barber, OT, Florida; Defensive Lineman - Bradyn Swinson, DE, LSU; Joshua Josephs, DE, Tennessee; Freshman - Nico lamaleava, QB, Tennessee.

**Week 5 (Games of Sept. 28):** Offense - Jalen Milroe, QB, Alabama; Defense - Kip Lewis, LB, Oklahoma; Special Teams - Alex Raynor, K, Kentucky; Tyler White, P, Texas A&M; Offensive Lineman - Kelvin Banks Jr., OT, Texas; Defensive Lineman - Octavious Oxendine, DL, Kentucky; Freshman - Ryan Williams, WR, Alabama.

**Week 6 (Games of Oct. 5):** Offense - Diego Pavia, QB, Vanderbilt; Defense - Whit Weeks, LB, LSU; Anthony Hill, LB, Texas; Special Teams - Brock Taylor, PK, Vanderbilt; Tyler White, P, Texas A&M; Offensive Lineman - Gunnar Hansen, OT, Vanderbilt; Fernando Carmona, OT, Arkansas; Defensive Lineman - Miles Capers, DE, Vanderbilt; Walter Nolen, DT, Ole Miss; Freshman - Malachi Singleton, QB, Arkansas.

**Week 7 (Games of Oct. 12):** Offense - Garrett Nussmeier, QB, LSU; Defense - Anthony Hill, LB, Texas; Whit Weeks, LB, LSU; Special Teams - Brock Taylor, PK, Vanderbilt; Offensive Lineman - Kelvin Banks, OT, Texas; Defensive Lineman - James Pearce Jr., DE, Tennessee; Bradyn Swinson, DE, LSU; Freshman - Michael Van Buren, QB, Mississippi State; Boo Carter, DB, Tennessee.

**Week 8 (Games of Oct. 19):** Offense - Dylan Sampson, RB, Tennessee; Defense - Jalon Walker, LB, Georgia; Nick Emmanwori, S, South Carolina; Special Teams - Damian Ramos, PK, LSU; Offensive Lineman - Emery Jones, OT, LSU; Cooper Mays, C, Tennessee; Defensive Lineman - Tonka Hemingway, DT, South Carolina; Mykel Williams, DT, Georgia; Freshman - Jadan Baugh, RB, Florida.

**Week 9 (Games of Oct. 26):** Offense - Jarquez Hunter, RB, Auburn; Jordan Watkins, WR, Ole Miss; TJ Dottery, LB, Ole Miss; Chaz Chambliss, LB, Georgia; Special Teams - Jesse Mirco, P, Vanderbilt; Alex Herrera, PK, South Carolina; Offensive Lineman - Tyler Booker, OL, Alabama; Izavion Miller, OL, Auburn; Defensive Lineman - Keldric Faulk, DL, Auburn; Freshman - Braylen Russell, RB, Arkansas; Marcel Reed, QB, Texas A&M.

**Week 10 (Games of Nov. 2):** Offense - Jaxson Dart, QB, Ole Miss; Taylen Green, QB, Arkansas; Defense - Sutarine Perkins, DE, Ole Miss; Michael Taaffe, DB, Texas; Special Teams - Tyler White, P, Texas A&M; Offensive Lineman - Torricelli Simpkins III, OG, South Carolina; Defensive Lineman - Princely Umanmielen, DE, Ole Miss; Freshman - LaNorris Sellers, QB, South Carolina.

**Week 11 (Games of Nov. 9):** Offense - Jalen Milroe, QB, Alabama; Raheim "Rocket" Sanders, RB, South Carolina; Defense - Jihaad Campbell, LB, Alabama; Triston Newson, LB, Missouri; Special Teams - Caden Davis, PK, Ole Miss; Offensive Lineman - Tyler Booker, OL, Alabama; Torricelli Simpkins III, OG, South Carolina; Defensive Lineman - Jared Ivey, DE, Ole Miss; Princely Umanmielen, DE, Ole Miss; Freshman - LaNorris Sellers, QB, South Carolina.

**Week 12 (Games of Nov. 16):** Offense - LaNorris Sellers, QB, South Carolina; Defense - Shemar James, ILB, Florida; Jahdae Barron, DB, Texas; Special Teams - Trey Smack, PK, Florida; Brett Thorson, P, Georgia; Offensive Lineman - Hayden Conner, OG, Texas; Tate Ratledge, OG, Georgia; Defensive Lineman - Alfred Collins, DT, Texas; Freshman - DJ Lagway, QB, Florida.

**Week 13 (Games of Nov. 23):** Offense - Jarquez Hunter, RB, Auburn; Defense - Bryce Thornton, DB, Florida; Anthony Hill, LB, Texas; Special Teams - Kai Kroeger, P, South Carolina; Offensive Lineman - Febechi Nwaiwu, OL, Oklahoma; Will Campbell, OT, LSU; Defensive Lineman - Caleb Banks, DT, Florida; Mason Thomas, DL, Oklahoma; Freshman - Xavier Robinson, RB, Oklahoma; Cam Coleman, WR, Auburn.

**Week 14 (Games of Nov. 29-30):** Offense - LaNorris Sellers, QB, South Carolina; Quintrevion Wisner, RB, Texas; Defense - Whit Weeks, LB, LSU; Vernon Broughton, DL, Texas; Special Teams - Aaron Anderson, WR/RS, LSU; Kai Kroeger, P, South Carolina; Offensive Lineman - Tyler Booker, OL, Alabama; Andrej Karic, OG, Tennessee; Defensive Lineman - Johnny Walker Jr., DE, Missouri; Walter Nolen, DT, Ole Miss; Freshman - Nico lamaleava, QB, Tennessee; Dominick McKinley, DT, LSU.



## SEC FOOTBALL NOTES

### SEC FOOTBALL INSTANT REPLAY STATISTICS

|        | Games Using<br>SEC Replay | Play<br>Stoppages | Plays<br>Overturned | Average Length<br>of Review |
|--------|---------------------------|-------------------|---------------------|-----------------------------|
| 2005   | 77                        | 66                | 17 (25.76%)         | 1:53                        |
| 2006   | 89                        | 123               | 29 (23.58%)         | 1:41                        |
| 2007   | 87                        | 139               | 38 (27.34%)         | 1:36                        |
| 2008   | 85                        | 122               | 39 (31.97%)         | 1:24                        |
| 2009   | 85                        | 115               | 28 (24.35%)         | 1:26                        |
| 2010   | 85                        | 119               | 37 (31.09%)         | 1:36                        |
| 2011   | 86                        | 95                | 36 (37.89%)         | 1:37                        |
| 2012   | 101                       | 138               | 52 (37.68%)         | 1:28                        |
| 2013   | 101                       | 146               | 54 (36.99%)         | 1:22                        |
| 2014   | 101                       | 166               | 62 (37.35%)         | 1:28                        |
| 2015   | 103                       | 203               | 76 (37.44%)         | 1:22                        |
| 2016   | 98                        | 219               | 93 (42.47%)         | 1:28                        |
| 2017   | 102                       | 211               | 93 (44.08%)         | 1:17                        |
| 2018   | 101                       | 235               | 119 (50.64%)        | 1:07                        |
| 2019   | 101                       | 223               | 100 (44.84%)        | 1:11                        |
| 2020   | 69                        | 200               | 85 (42.50%)         | 1:19                        |
| 2021   | 104                       | 229               | 120 (52.40%)        | 1:23                        |
| 2022   | 103                       | 250               | 88 (35.20%)         | 1:26                        |
| 2023   | 100                       | 222               | 88 (35.20%)         | 1:10                        |
| TOTALS | 1680                      | 3002              | 1160 (38.64%)       |                             |

### 2024 INSTANT REPLAY STATISTICS

|         | Games Using<br>SEC Replay | Play<br>Stoppages | Plays<br>Overturned | Average Length<br>of Review |
|---------|---------------------------|-------------------|---------------------|-----------------------------|
| Week 1  | 11                        | 12                | 7                   | 1:15                        |
| Week 2  | 11                        | 11                | 9                   | 1:56                        |
| Week 3  | 9                         | 25                | 17                  | 1:27                        |
| Week 4  | 9                         | 18                | 12                  | 1:37                        |
| Week 5  | 6                         | 14                | 8                   | 1:16                        |
| Week 6  | 6                         | 13                | 8                   | 1:17                        |
| Week 7  | 6                         | 20                | 13                  | 1:31                        |
| Week 8  | 8                         | 15                | 7                   | 1:36                        |
| Week 9  | 6                         | 14                | 6                   | 1:34                        |
| Week 10 | 7                         | 12                | 6                   | 1:15                        |
| Week 11 | 6                         | 10                | 6                   | 1:28                        |
| Week 12 | 8                         | 13                | 9                   | 1:27                        |
| Week 13 | 10                        | 20                | 11                  | 1:27                        |
| Week 14 | 9                         | 21                | 16                  | 1:40                        |
| Week 15 | 1                         | 3                 | 2                   | 0:44                        |
| TOTALS  | 113                       | 221               | 137 (61.99%)        | 1:29                        |

### THIS IS SEC FOOTBALL

- Sixteen times in the last 18 seasons, a team from the SEC has advanced to the national championship game. The SEC has won 13 of those contests, with two of the losses coming in the game's final seconds. The winner of the SEC Championship Game has advanced to the National Championship Game all but twice since 2006.

- With Florida in January 2009, five different teams from the SEC (Alabama, Auburn, Florida, LSU, Georgia) have played for and won the national championship. All five have multiple appearances and at least one victory since in the national championship game since 2007.

- The SEC won four consecutive CFP National Championships, by three different programs (LSU, Alabama, Georgia), from 2019-2022.

- Not counting games versus each other, the SEC is 14-4 all-time in College Football Playoff games, playing in eight of the 10 CFP Championship Games (winning six of those eight). The SEC is 10-2 in CFP Semifinals, including 10 consecutive semifinal wins.

- Since 2006, the SEC has posted a 34-16 (.680) record in BCS/CFP games, more wins, appearances, and winning percentage than any other A5 conference.

- The Southeastern Conference led the nation yet again in 2023 with 372 former players on opening weekend 53-man active rosters, including injured reserve.

- A total of 24 former SEC players were on active rosters of Super Bowl LVI between the Kansas City Chiefs and the San Francisco 49ers.

- The SEC is 114-71 (.616) in bowl games since 2006, the only FBS league with a .600 or better winning percentage and nearly 40 wins more than the next closest conference.

- The SEC has now won 65 games in the last nine postseasons and has sent no less than eight teams to post-season bowls in each of the last 17 seasons.

- In the 10 seasons of the College Football Playoff era, only eight programs nationally have been ranked No. 1 in the weekly CFP Top-25 Poll (which begins in late October each year) – five of those seven programs (Alabama, Georgia, LSU, Mississippi State, Tennessee) are from the SEC. Prior to 2023, no team outside the SEC had been ranked No. 1 in the weekly CFP Poll since 2019, while four schools from the SEC were ranked No. 1 during that time.

- Ten different SEC teams, including all seven from the former SEC Western Division, have made BCS/New Year's Six bowl game appearances since 2006: Alabama, Arkansas, Auburn, Florida, Georgia, LSU, Ole Miss, Mississippi State, Tennessee and Texas A&M. Since the formation of the College Football Playoff in 2014, six of the seven schools in the former Western Division have advanced to a New Year's Six bowl.

- With Georgia and Alabama both earning victories in the CFP Semifinals in both 2021 and 2017, the national championship game has featured two SEC teams twice in the last seven years and three times since the 2011 season.

- The SEC Championship has been the most watched conference championship nationally for 15 of the past 16 seasons, including 12 in a row from 2008-2019. The only year it was not #1 was 2020 when the SEC did not have a traditional schedule due to the pandemic. The 2023 SEC Championship Game averaged 17.519 million viewers, +61% vs. last year's game, and peaked with 22.350 million viewers. It was the most-watched Conference Championship Game on any network in five years.

- The SEC finished the 2023 season as the most-watched conference in college football based on total minutes consumed for a second-straight year. The SEC was also #1 in average audience for at least the 13th consecutive year.

SEC vs. NON-CONFERENCE TEAMS

2024 SEC NON-CONFERENCE RECORD [55-9]

(Includes Bowl Games)

| Conference       | 2024 App. | 2024 W-L | Pct.  | Since 1995*    |
|------------------|-----------|----------|-------|----------------|
| American         | 5         | 5-0      | 1.000 | 58-38 (.604) # |
| Atlantic Coast   | 11        | 8-3      | .727  | 154-103 (.599) |
| Big Ten          | 4         | 3-1      | .750  | 75-48 (.610)   |
| Big 12           | 4         | 2-2      | .500  | 65-51-1 (.560) |
| Conference USA   | 5         | 5-0      | 1.000 | 179-30 (.856)  |
| Mid-American     | 7         | 6-1      | .857  | 96-7 (.932)    |
| Mountain West    | 2         | 2-0      | 1.000 | 37-12 (.755)   |
| Pac-12           | 0         | 0-0      | -     | 30-21 (.588)   |
| Sun Belt         | 7         | 6-1      | .857  | 190-14 (.931)  |
| United Athletic  | 0         | 0-0      | -     | 1-0 (1.000)    |
| Western Athletic | 0         | 0-0      | -     | 50-7 (.877)    |
| FBS Independent  | 4         | 3-1      | .750  | 78-25 (.758)   |
| Non-FBS          | 15        | 15-0     | 1.000 | 252-5 (.981)   |

\*-using alignment during year played.

# - formerly BIG EAST.

SEC NON-CONFERENCE RECORD (Since 1992)

Regular Season

| Year                  | App.                                    | W-L                | Pct.        | Bowls                 |
|-----------------------|---|--------------------|-------------|-----------------------|
| 1992                  | 36                                      | 27-9               | .750        | 5-1                   |
| 1993                  | 36                                      | 28-7-1             | .792        | 2-2                   |
| 1994                  | 36                                      | 27-8-1             | .764        | 3-2                   |
| 1995                  | 36                                      | 29-7               | .806        | 2-4                   |
| 1996                  | 36                                      | 27-9               | .750        | 5-0                   |
| 1997                  | 36                                      | 32-4               | .889        | 5-1                   |
| 1998                  | 36                                      | 27-9               | .750        | 4-4                   |
| 1999                  | 36                                      | 28-8               | .778        | 4-4                   |
| 2000                  | 36                                      | 27-9               | .750        | 4-5                   |
| 2001                  | 36                                      | 29-7               | .806        | 5-3                   |
| 2002                  | 49                                      | 37-12              | .755        | 3-4                   |
| 2003                  | 46                                      | 31-15              | .674        | 5-2                   |
| 2004                  | 36                                      | 25-11              | .694        | 3-3                   |
| 2005                  | 36                                      | 27-9               | .750        | 3-3                   |
| 2006                  | 48                                      | 41-7               | .854        | 6-3                   |
| 2007                  | 48                                      | 40-8               | .825        | 7-2                   |
| 2008                  | 48                                      | 37-11              | .771        | 6-2                   |
| 2009                  | 48                                      | 42-6               | .875        | 6-4                   |
| 2010                  | 48                                      | 41-7               | .854        | 5-5                   |
| 2011                  | 48                                      | 42-6               | .875        | 5-2                   |
| 2012                  | 56                                      | 48-8               | .857        | 6-3                   |
| 2013                  | 56                                      | 47-9               | .839        | 7-3                   |
| 2014                  | 55                                      | 48-7               | .863        | 7-5                   |
| 2015                  | 55                                      | 45-10              | .815        | 9-2                   |
| 2016                  | 54                                      | 42-12              | .778        | 6-7                   |
| 2017                  | 55                                      | 45-10              | .818        | 5-6                   |
| 2018                  | 56                                      | 50-6               | .893        | 6-6                   |
| 2019                  | 56                                      | 42-14              | .750        | 8-2                   |
| 2020                  | Regular season conference-only schedule |                    |             | 7-2                   |
| 2021                  | 56                                      | 48-8               | .857        | 6-8                   |
| 2022                  | 56                                      | 49-7               | .875        | 7-5                   |
| 2023                  | 56                                      | 45-11              | .804        | 5-4                   |
| 2024                  | 64                                      | 55-9               | .859        |                       |
| <b>TOTALS</b>         | <b>1489</b>                             | <b>1,207-280-2</b> | <b>.811</b> | <b>164-116 (.586)</b> |
| <b>TOTAL w/ BOWLS</b> | <b>1799</b>                             | <b>1,393-403-2</b> | <b>.775</b> |                       |

SEC Non-Conference Records (Does not include bowl games)

| School            | SINCE 1933  |             |            |           |             | SINCE 2000  |            |            |          |             | Current Streak |
|-------------------|-------------|-------------|------------|-----------|-------------|-------------|------------|------------|----------|-------------|----------------|
|                   | Games       | Won         | Lost       | Tied      | Pct.        | Games       | Won        | Lost       | Tied     | Pct.        |                |
| Alabama           | 359         | 291         | 62         | 6         | .819        | 92          | 80         | 12         | 0        | .870        | W6             |
| Arkansas          | 116         | 91          | 26         | 0         | .784        | 92          | 76         | 16         | 0        | .826        | W2             |
| Auburn            | 362         | 275         | 80         | 8         | .771        | 92          | 76         | 16         | 0        | .826        | W2             |
| Florida           | 385         | 265         | 111        | 9         | .700        | 90          | 70         | 20         | 0        | .778        | W3             |
| Georgia           | 413         | 310         | 89         | 14        | .768        | 92          | 84         | 8          | 0        | .913        | W28            |
| Kentucky          | 372         | 260         | 103        | 9         | .711        | 92          | 73         | 19         | 0        | .793        | L1             |
| LSU               | 392         | 297         | 84         | 11        | .772        | 90          | 82         | 8          | 0        | .911        | W3             |
| Ole Miss          | 381         | 283         | 90         | 8         | .753        | 92          | 73         | 19         | 0        | .793        | W17            |
| Mississippi State | 354         | 259         | 88         | 8         | .742        | 92          | 69         | 23         | 0        | .750        | W1             |
| Missouri          | 48          | 40          | 8          | 0         | .833        | 48          | 40         | 8          | 0        | .833        | W10            |
| Oklahoma          | 4           | 4           | 0          | 0         | 1.000       | 4           | 4          | 0          | 0        | 1.000       | W4             |
| South Carolina    | 116         | 85          | 31         | 0         | .733        | 92          | 72         | 20         | 0        | .783        | W4             |
| Tennessee         | 395         | 314         | 72         | 9         | .806        | 92          | 77         | 15         | 0        | .837        | W14            |
| Texas             | 4           | 4           | 0          | 0         | 1.000       | 4           | 4          | 0          | 0        | 1.000       | W4             |
| Texas A&M         | 48          | 42          | 6          | 0         | .875        | 48          | 42         | 6          | 0        | .875        | W3             |
| Vanderbilt        | 355         | 217         | 129        | 9         | .624        | 92          | 59         | 33         | 0        | .641        | W1             |
| <b>TOTALS</b>     | <b>4103</b> | <b>3037</b> | <b>973</b> | <b>91</b> | <b>.751</b> | <b>1203</b> | <b>981</b> | <b>223</b> | <b>0</b> | <b>.815</b> | ---            |

STATE OF THE SEC

Record Last Five Years (2020-2024)

|                   | W-L   | Pct. | Bowls | SECCG App. | SEC Champ | National Champ | AP Top 25 |
|-------------------|-------|------|-------|------------|-----------|----------------|-----------|
| Georgia           | 60-6  | .909 | 5     | 4          | 2         | 2              | 4         |
| Alabama           | 58-8  | .879 | 5     | 3          | 3         | 1              | 4         |
| Ole Miss          | 43-18 | .705 | 5     | 0          | 0         | 0              | 2         |
| Texas             | 43-19 | .694 | 4     | 1          | 0         | 0              | 3         |
| Oklahoma          | 42-20 | .677 | 5     | 0          | 0         | 0              | 3         |
| Tennessee         | 40-21 | .656 | 5     | 0          | 0         | 0              | 2         |
| LSU               | 39-23 | .629 | 4     | 1          | 0         | 0              | 2         |
| Texas A&M         | 37-22 | .627 | 3     | 0          | 0         | 0              | 1         |
| Missouri          | 37-24 | .607 | 5     | 0          | 0         | 0              | 1         |
| Kentucky          | 33-29 | .532 | 4     | 0          | 0         | 0              | 1         |
| South Carolina    | 31-29 | .517 | 4     | 0          | 0         | 0              | 1         |
| Florida           | 32-30 | .516 | 4     | 1          | 0         | 0              | 1         |
| Arkansas          | 29-31 | .483 | 4     | 0          | 0         | 0              | 1         |
| Auburn            | 28-33 | .459 | 3     | 0          | 0         | 0              | 0         |
| Mississippi State | 27-34 | .443 | 3     | 0          | 0         | 0              | 1         |
| Vanderbilt        | 15-42 | .263 | 2     | 0          | 0         | 0              | 0         |

Record Last 10 Years (2015-2024)

|                   | W-L    | Pct. | Bowls | SECCG App. | SEC Champ | National Champ | AP Top 25 |
|-------------------|--------|------|-------|------------|-----------|----------------|-----------|
| Alabama           | 124-14 | .899 | 10    | 6          | 6         | 3              | 9         |
| Georgia           | 114-21 | .844 | 10    | 7          | 3         | 2              | 9         |
| Oklahoma          | 100-30 | .769 | 10    | 0          | 0         | 0              | 8         |
| LSU               | 90-37  | .709 | 9     | 2          | 1         | 1              | 7         |
| Texas             | 78-48  | .619 | 7     | 1          | 0         | 0              | 5         |
| Texas A&M         | 77-47  | .621 | 9     | 0          | 0         | 0              | 2         |
| Tennessee         | 75-49  | .605 | 8     | 0          | 0         | 0              | 3         |
| Florida           | 76-50  | .603 | 8     | 3          | 0         | 0              | 5         |
| Ole Miss          | 73-49  | .598 | 6     | 0          | 0         | 0              | 3         |
| Kentucky          | 70-56  | .556 | 8     | 0          | 0         | 0              | 2         |
| Auburn            | 70-57  | .551 | 8     | 1          | 0         | 0              | 3         |
| Missouri          | 67-56  | .545 | 7     | 0          | 0         | 0              | 1         |
| Mississippi State | 65-61  | .516 | 8     | 0          | 0         | 0              | 2         |
| South Carolina    | 60-63  | .488 | 7     | 0          | 0         | 0              | 1         |
| Arkansas          | 52-70  | .426 | 6     | 0          | 0         | 0              | 1         |
| Vanderbilt        | 39-80  | .328 | 3     | 0          | 0         | 0              | 0         |

SHUTOUTS SINCE 1992

Which defenses have posted the most shutouts since 1992:

| Team              | Total | Last                                   |
|-------------------|-------|--|
| Alabama           | 39    | 10/26/24 vs. Missouri (34-0)           |
| Tennessee         | 25    | 11/23/24 vs. UTEP (56-0)               |
| Georgia           | 22    | 10/15/22 vs. Vanderbilt (55-0)         |
| LSU               | 22    | 10/22/23 vs. Army (62-0)               |
| Oklahoma          | 20    | 9/2/23 vs. Arkansas State (73-0)       |
| Auburn            | 18    | 9/11/21 vs. Alabama State (62-0)       |
| Florida           | 16    | 10/9/21 vs. Vanderbilt (42-0)          |
| Texas             | 15    | 8/31/24 vs. Colorado State (52-0)      |
| Ole Miss          | 15    | 8/31/24 vs. Furman (76-0)              |
| Texas A&M         | 13    | 9/3/22 vs. Sam Houston (31-0)          |
| Missouri          | 14    | 9/7/24 vs. Buffalo (38-0)              |
| Mississippi State | 10    | 9/2/17 vs. Charleston Southern (49-0)  |
| Arkansas          | 10    | 8/29/24 vs. Arkansas-Pine Bluff (70-0) |
| South Carolina    | 8     | 9/4/21 vs. Eastern Illinois (46-0)     |
| Kentucky          | 7     | 8/31/24 vs. Southern Miss (31-0)       |
| Vanderbilt        | 6     | 9/7/24 vs. Alcorn State (55-0)         |

CURRENT CONSECUTIVE GAMES WITHOUT BEING SHUTOUT

|                       |     |   |
|-----------------------|-----|---|
| 1. *Florida           | 460 | Oct. 29, 1988 (lost to Auburn, 16-0)    |
| 2. Georgia            | 386 | Sept. 30, 1995 (lost to Alabama, 31-0)  |
| 3. Alabama            | 320 | Nov. 18, 2000 (lost to Auburn, 9-0)     |
| 4. Auburn             | 152 | Nov. 24, 2012 (lost to Alabama, 49-0)   |
| 5. Texas A&M          | 127 | Oct. 18, 2014 (lost to Alabama, 59-0)   |
| 6. Ole Miss           | 123 | Nov. 22, 2014 (lost to Arkansas, 30-0)  |
| 7. Texas              | 118 | Oct. 31, 2015 (lost 24-0 to Iowa State) |
| 8. Tennessee          | 92  | Sept. 30, 2017 (lost to Georgia, 41-0)  |
| 9. LSU                | 80  | Nov. 3, 2018 (lost to Alabama, 29-0)    |
| 10. Mississippi State | 56  | Oct. 31, 2020 (lost to Alabama, 41-0)   |
| 11. Arkansas          | 45  | Oct. 2, 2021 (lost to Georgia, 37-0)    |
| 12. South Carolina    | 38  | Nov. 27, 2021 (lost to Clemson 30-0)    |
| 13. Oklahoma          | 32  | Oct. 8, 2022 (lost to Texas 49-0)       |
| T14. Vanderbilt       | 25  | Nov. 26, 2022 (lost to Tennessee, 56-0) |
| T14. Kentucky         | 25  | Dec. 31, 2022 (lost to Iowa, 21-0)      |
| 16. Missouri          | 4   | Oct. 26, 2024 (lost to Alabama, 34-0)   |

\* - Longest streak in NCAA FBS history.

SEC STATISTICAL TRENDS

Below are some statistical trends in the SEC since 2000 through the 2023 season (Averages per Game Only):

| Category        | 2000  | 2001  | 2002  | 2003  | 2004  | 2005  | 2006  | 2007  | 2008  | 2009  | 2010  | 2011  | 2012  | 2013  | 2014  | 2015  | 2016  | 2017  | 2018  | 2019  | 2020  | 2021  | 2022  | 2023  |
|-----------------|-------|-------|-------|-------|-------|-------|-------|-------|-------|-------|-------|-------|-------|-------|-------|-------|-------|-------|-------|-------|-------|-------|-------|-------|
| Scoring Offense | 26.4  | 27.7  | 25.6  | 27.3  | 25.0  | 24.1  | 25.4  | 30.3  | 25.6  | 28.4  | 31.0  | 27.3  | 30.4  | 31.7  | 31.5  | 28.4  | 29.8  | 29.8  | 32.2  | 30.0  | 29.4  | 30.7  | 31.6  | 31.2  |
| Total Offense   | 364.8 | 399.2 | 360.4 | 376.9 | 368.9 | 348.3 | 351.6 | 385.9 | 342.9 | 378.6 | 400.2 | 355.0 | 402.4 | 432.5 | 417.7 | 399.6 | 422.2 | 400.2 | 425.1 | 410.6 | 415.3 | 422.7 | 423.6 | 403.5 |
| Rushing Offense | 140.9 | 154.1 | 163.9 | 157.8 | 166.6 | 141.4 | 140.5 | 168.4 | 147.1 | 175.8 | 175.2 | 161.1 | 168.4 | 197.0 | 189.0 | 177.1 | 198.3 | 181.6 | 186.3 | 177.3 | 152.8 | 169.7 | 176.0 | 157.7 |
| Passing Offense | 223.9 | 245.1 | 196.5 | 219.1 | 202.3 | 206.9 | 211.1 | 217.5 | 195.8 | 202.8 | 225.0 | 193.9 | 234.0 | 235.5 | 228.7 | 222.4 | 224.0 | 218.6 | 238.8 | 233.3 | 262.6 | 253.0 | 247.5 | 245.8 |
| Percent Run     | 38.6% | 38.6% | 45.5% | 41.9% | 45.2% | 40.6% | 39.9% | 43.6% | 42.9% | 46.4% | 43.8% | 45.4% | 41.8% | 45.5% | 45.2% | 44.3% | 47.0% | 45.4% | 43.8% | 43.2% | 36.8% | 40.1% | 41.5% | 39.1% |
| Percent Pass    | 61.4% | 61.4% | 54.5% | 58.1% | 54.8% | 59.4% | 60.1% | 56.8% | 57.1% | 53.6% | 56.2% | 54.6% | 58.2% | 54.5% | 54.8% | 55.7% | 53.0% | 54.6% | 56.2% | 56.8% | 63.2% | 59.9% | 58.4% | 60.9% |
| Scoring Defense | 22.2  | 23.7  | 21.2  | 22.5  | 21.2  | 20.7  | 19.4  | 23.8  | 20.5  | 20.8  | 23.7  | 20.7  | 23.0  | 24.8  | 23.4  | 21.9  | 24.8  | 25.1  | 23.5  | 22.7  | 29.3  | 24.0  | 24.5  | 24.2  |
| Total Defense   | 337.1 | 372.5 | 329.2 | 346.6 | 336.9 | 327.6 | 315.0 | 352.9 | 309.4 | 328.7 | 350.3 | 320.7 | 361.3 | 379.8 | 370.3 | 358.1 | 393.1 | 366.3 | 365.3 | 354.8 | 413.1 | 366.7 | 374.4 | 358.8 |
| Rushing Defense | 128.8 | 140.7 | 143.1 | 137.7 | 149.5 | 131.7 | 128.4 | 147.4 | 122.3 | 140.7 | 141.2 | 143.8 | 140.2 | 161.0 | 157.7 | 151.0 | 174.8 | 162.9 | 148.1 | 141.3 | 152.8 | 145.2 | 151.3 | 138.3 |
| Passing Defense | 208.3 | 231.8 | 186.1 | 208.9 | 187.4 | 195.9 | 186.6 | 205.5 | 187.1 | 188.0 | 209.1 | 176.9 | 221.2 | 218.7 | 212.6 | 207.1 | 218.4 | 203.5 | 217.2 | 213.5 | 260.3 | 221.5 | 223.2 | 220.4 |
| Percent Run     | 38.2% | 37.8% | 43.5% | 39.7% | 44.4% | 40.2% | 40.8% | 41.8% | 39.5% | 42.8% | 40.3% | 44.8% | 38.7% | 42.4% | 42.6% | 42.3% | 44.5% | 44.5% | 40.5% | 39.8% | 37.0% | 39.6% | 40.4% | 38.5% |
| Percent Pass    | 61.8% | 62.2% | 56.5% | 60.3% | 55.6% | 58.8% | 59.2% | 58.2% | 60.5% | 57.2% | 59.7% | 55.2% | 61.3% | 57.6% | 57.4% | 57.8% | 55.5% | 55.6% | 59.5% | 60.2% | 63.0% | 60.4% | 59.6% | 61.4% |

Career Statistical Leaders (stats at SEC programs only)

Touchdowns Scored

|    |   |         |
|----|---|---------|
| 1. | 57 - Tim Tebow, Florida                 | 2006-09 |
|    | 57 - Najee Harris, Alabama              | 2017-20 |
| 3. | 53 - Kevin Faulk, LSU                   | 1995-98 |
| 4. | 52 - Herschel Walker, Georgia           | 1980-82 |
| 5. | 50 - Dalton Hilliard, LSU               | 1982-85 |
| 6. | 50 - Shaun Alexander, Alabama           | 1996-99 |
| 7. | 48 - Nick Chubb, Georgia                | 2014-17 |
|    | 48 - Benny Snell, Kentucky              | 2016-18 |
| 9. | 46 - Carnell Williams, Auburn           | 2001-04 |
|    | 46 - Anthony Dixon, Mississippi State   | 2006-09 |
|    | 46 - Mark Ingram, Alabama               | 2008-10 |
|    | 46 - Nick Fitzgerald, Mississippi State | 2015-18 |

Total Offensive Yards

|     |  |         |
|-----|--|---------|
| 1.  | 13,562 - Aaron Murray, Georgia           | 2010-13 |
| 2.  | 12,630 - Drew Lock, Missouri             | 2015-18 |
| 3.  | 12,232 - Tim Tebow, Florida              | 2006-09 |
| 4.  | 12,008 - Will Rogers, Mississippi State  | 2020-23 |
| 5.  | 11,897 - Dak Prescott, Mississippi State | 2012-15 |
| 6.  | 11,685 - Jaxson Dart, Ole Miss           | 2022-24 |
| 7.  | 11,380 - Chris Leak, Florida             | 2003-06 |
| 8.  | 11,270 - David Greene, Georgia           | 2001-04 |
| 9.  | 11,269 - Kellen Mond, Texas A&M          | 2017-20 |
| 10. | 11,020 - Peyton Manning, Tennessee       | 1994-97 |

Rushing Yards Gained

|     |  |         |
|-----|--|---------|
| 1.  | 5,259 - Herschel Walker, Georgia         | 1980-82 |
| 2.  | 4,769 - Nick Chubb, Georgia              | 2014-17 |
| 3.  | 4,590 - Darren McFadden, Arkansas        | 2005-07 |
| 4.  | 4,557 - Kevin Faulk, LSU                 | 1995-98 |
| 5.  | 4,303 - Bo Jackson, Auburn               | 1982-85 |
| 6.  | 4,178 - Ralph Webb, Vanderbilt           | 2014-17 |
| 7.  | 4,163 - Errict Rhett, Florida            | 1990-93 |
| 8.  | 4,050 - Dalton Hilliard, LSU             | 1982-85 |
| 9.  | 4,035 - Charles Alexander, LSU           | 1975-78 |
| 10. | 3,994 - Anthony Dixon, Mississippi State | 2006-09 |

Rushing Touchdowns

|     |   |         |
|-----|---|---------|
| 1.  | 55 - Tim Tebow, Florida                 | 2006-09 |
| 2.  | 49 - Herschel Walker, Georgia           | 1980-82 |
| 3.  | 48 - Benny Snell, Kentucky              | 2014-18 |
| 4.  | 46 - Kevin Faulk, LSU                   | 1995-98 |
|     | 46 - Nick Fitzgerald, Mississippi State | 2014-18 |
| 6.  | 45 - Carnell Williams, Auburn           | 2001-04 |
| 7.  | 44 - Dalton Hilliard, LSU               | 1982-85 |
|     | 44 - Nick Chubb, Georgia                | 2014-17 |
| 9.  | 43 - Bo Jackson, Auburn                 | 1982-85 |
| 10. | 42 - Anthony Dixon, Mississippi State   | 2006-09 |
|     | 42 - Derrick Henry, Alabama             | 2013-15 |
|     | 42 - Mark Ingram, Alabama               | 2008-10 |

Pass Completions

|     |  |         |
|-----|--|---------|
| 1.  | 1,301 - Will Rogers, Mississippi State | 2020-23 |
| 2.  | 921 - Aaron Murray, Georgia            | 2010-13 |
| 3.  | 895 - Chris Leak, Florida              | 2003-06 |
| 4.  | 883 - Drew Lock, Missouri              | 2015-18 |
| 5.  | 863 - Peyton Manning, Tennessee        | 1994-97 |
| 6.  | 862 - Jared Lorenzen, Kentucky         | 2000-03 |
| 7.  | 849 - David Greene, Georgia            | 2001-04 |
| 8.  | 838 - Eric Zeier, Georgia              | 1991-94 |
| 9.  | 829 - Eli Manning, Ole Miss            | 2000-03 |
| 10. | 801 - Kellen Mond, Texas A&M           | 2017-20 |

Passing Yards

|    |   |         |
|----|---|---------|
| 1. | 13,166 - Aaron Murray, Georgia          | 2010-13 |
| 2. | 12,315 - Will Rogers, Mississippi State | 2020-23 |

|     |                                    |         |
|-----|------------------------------------|---------|
| 3.  | 12,193 - Drew Lock, Missouri       | 2015-18 |
| 4.  | 11,528 - David Greene, Georgia     | 2001-04 |
| 5.  | 11,213 - Chris Leak, Florida       | 2003-06 |
| 6.  | 11,201 - Peyton Manning, Tennessee | 1994-97 |
| 7.  | 11,153 - Eric Zeier, Georgia       | 1991-94 |
| 8.  | 10,875 - Danny Wuerffel, Florida   | 1993-96 |
| 9.  | 10,354 - Jared Lorenzen, Kentucky  | 2000-03 |
| 10. | 10,213 - Jaxson Dart, Ole Miss     | 2022-24 |

Passing Touchdowns

|     |                                     |         |
|-----|-------------------------------------|---------|
| 1.  | 121 - Aaron Murray, Georgia         | 2010-13 |
| 2.  | 114 - Danny Wuerffel, Florida       | 1993-96 |
| 3.  | 99 - Drew Lock, Missouri            | 2015-18 |
| 4.  | 94 - Will Rogers, Mississippi State | 2020-23 |
| 5.  | 89 - Peyton Manning, Tennessee      | 1994-97 |
| 6.  | 88 - Chris Leak, Florida            | 2003-06 |
|     | 88 - Tim Tebow, Florida             | 2006-09 |
| 8.  | 85 - Tua Tagovailoa, Alabama        | 2017-19 |
| 9.  | 81 - Eli Manning, Ole Miss          | 2000-03 |
| 10. | 79 - Andre' Woodson, Kentucky       | 2004-07 |

Receptions

|     |  |           |
|-----|--|-----------|
| 1.  | 262 - Jordan Matthews, Vanderbilt (3,759 yards)    | 2010-13   |
| 2.  | 236 - Earl Bennett, Vanderbilt (2,852 yards)       | 2005-07   |
| 3.  | 235 - DeVonta Smith, Alabama (3,965 yards)         | 2017-20   |
| T4. | 234 - Christian Kirk, Texas A&M (2,856 yards)      | 2015-17   |
| T4. | 234 - Bryan Edwards, South Carolina (3,045 yards)  | 2016-19   |
| 6.  | 228 - Amari Cooper, Alabama (3,463 yards)          | 2012-15   |
| 7.  | 224 - Calvin Ridley, Alabama (2,781 yards)         | 2015-17   |
| 8.  | 208 - Craig Yeast, Kentucky (2,899 yards)          | 1995-98   |
| 9.  | 207 - Kenny McKinley, South Carolina (2,781 yards) | 2005-09   |
| 10. | 204 - Terrence Edwards, Georgia (3,093 yards)      | 1999-2002 |

Reception Yardage

|     |  |           |
|-----|--|-----------|
| 1.  | 3,965 - DeVonta Smith, Alabama         | 2017-20   |
| 2.  | 3,759 - Jordan Matthews, Vanderbilt    | 2010-13   |
| 3.  | 3,463 - Amari Cooper, Alabama          | 2012-15   |
| 4.  | 3,093 - Terrence Edwards, Georgia      | 1999-2002 |
| 5.  | 3,045 - Bryan Edwards, South Carolina  | 2016-19   |
| 6.  | 3,042 - Alshon Jeffery, South Carolina | 2009-11   |
| 7.  | 3,001 - Josh Reed, LSU                 | 1999-2001 |
| 8.  | 2,984 - A.J. Brown, Ole Miss           | 2016-18   |
| 9.  | 2,964 - Boo Mitchell, Vanderbilt       | 1985-88   |
| 10. | 2,934 - Jarius Wright, Arkansas        | 2008-11   |

Receiving Touchdowns

|      |   |         |
|------|---|---------|
| 1.   | 46 - DeVonta Smith, Alabama (54 games)    | 2017-20 |
| T2.  | 31 - Chris Doering, Florida (40 games)    | 1992-95 |
| T2.  | 31 - Amari Cooper, Alabama (40 games)     | 2012-14 |
| T4.  | 30 - Terrence Edwards, Georgia (45 games) | 1999-02 |
| T4.  | 30 - Josh Reynolds, Texas A&M (38 games)  | 2014-16 |
| T6.  | 29 - Ike Hilliard, Florida (32 games)     | 1994-96 |
| T6.  | 29 - Terry Beasley, Auburn (30 games)     | 1969-71 |
| T6.  | 29 - Jack Jackson, Florida (38 games)     | 1992-94 |
| 9.   | 28 - Craig Yeast, Kentucky (43 games)     | 1995-98 |
| T10. | 27 - Jabar Gaffney, Florida (23 games)    | 2000-01 |
| T10. | 27 - Marcus Monk, Arkansas (43 games)     | 2004-07 |

Tackles

|    |                                |               |
|----|--------------------------------|---------------|
| 1. | 547 - Andy Spiva, Tennessee    | 1973-76       |
| 2. | 528 - Freddie Smith, Auburn    | 1976-79       |
|    | 528 - Jeff Herrod, Ole Miss    | 1984-87       |
| 4. | 521 - Jim Kovach, Kentucky     | 1974-76, 1978 |
| 5. | 482 - Chris Chenault, Kentucky | 1985-88       |
| 6. | 475 - David Little, Florida    | 1977-80       |
|    | 475 - Jeff Kremer, Kentucky    | 1984-87       |
| 8. | 472 - Kem Coleman, Ole Miss    | 1974-77       |

|     |                                      |         |
|-----|--------------------------------------|---------|
| 9.  | 470 - Marty Moore, Kentucky          | 1990-93 |
| 10. | 467 - Scot Brantley, Florida         | 1976-79 |
|     | 467 - Ben Zambiasi, Georgia          | 1974-77 |
|     | 467 - Ray Costict, Mississippi State | 1973-76 |

Interceptions

|    |  |         |
|----|--|---------|
| 1. | 20 - Bobby Wilson, Ole Miss (379 yards)            | 1946-49 |
|    | 20 - Chris Williams, LSU (91 yards)                | 1977-80 |
| 3. | 19 - Glenn Cannon, Ole Miss (180 yards)            | 1967-69 |
|    | 19 - Antonio Langham, Alabama (229 yards)          | 1990-93 |
| 5. | 18 - Buddy McClinton, Auburn (251 yards)           | 1967-69 |
|    | 18 - Tim Priest, Tennessee (305 yards)             | 1968-70 |
| 7. | 16 - Johnthan Banks, Mississippi State (318 yards) | 2009-12 |
|    | 16 - Bacarri Rambo, Georgia (293 yards)            | 2009-12 |
|    | 16 - Harry Gilmer, Alabama (234 yards)             | 1944-47 |
|    | 16 - Jake Scott, Georgia (315 yards)               | 1967-68 |
|    | 16 - Mike Jones, Tennessee (305 yards)             | 1967-69 |
|    | 16 - Harry Harrison, Ole Miss (242 yards)          | 1971-73 |
|    | 16 - Jeremiah Castille, Alabama (186 yards)        | 1979-82 |
|    | 16 - John Mangum, Alabama (95 yards)               | 1986-89 |
|    | 16 - Walter Harris, Mississippi State (162 yards)  | 1992-95 |
|    | 16 - Senquez Golson, Ole Miss (232 yards)          | 2011-15 |
|    | 16 - Dominick Sanders, Georgia (381 yards)         | 2014-17 |

Points Scored

|     |   |         |
|-----|---|---------|
| 1.  | 547 - Will Reichard, Alabama (295 PATs, 84 FGs, 60 games)       | 2019-23 |
| 2.  | 480 - Daniel Carlson, Auburn (198 PATs, 92 FGs, 1 TD, 53 games) | 2014-17 |
| 3.  | 440 - Rodrigo Blankenship, Georgia (220 PAT, 80 FGs, 55 games)  | 2016-19 |
| 4.  | 412 - Blair Walsh, Georgia (184 PATs, 76 FGs, 53 games)         | 2008-11 |
| 5.  | 410 - Anders Carlson, Auburn (173 PATs, 79 FGs, 56 games)       | 2018-22 |
| 6.  | 409 - Billy Bennett, Georgia (148 PAT, 87 FGs, 50 games)        | 2000-03 |
| 7.  | 407 - Marshall Morgan, Georgia (215 PATs, 64 FGs, 51 games)     | 2012-15 |
| 8.  | 385 - Leigh Tiffin, Alabama (136 PATs, 83 FGs, 46 games)        | 2006-09 |
| 9.  | 371 - Jeff Hall, Tennessee (188 PAT, 61 FGs, 46 games)          | 1995-98 |
| 10. | 369 - Colt David, LSU (201 PATs, 54 FGs, 1 TD, 52 games)        | 2005-09 |

Points Scored by Kicking

|     |   |           |
|-----|---|-----------|
| 1.  | 547 - Will Reichard, Alabama (295 PATs, 84 FGs, 60 games)       | 2019-23   |
| 2.  | 474 - Daniel Carlson, Auburn (198 PATs, 92 FGs, 53 games)       | 2014-17   |
| 3.  | 440 - Rodrigo Blankenship, Georgia (220 PAT, 80 FGs, 55 games)  | 2016-19   |
| 4.  | 412 - Blair Walsh, Georgia (184 PATs, 76 FGs, 53 games)         | 2008-11   |
| 5.  | 410 - Anders Carlson, Auburn (173 PATs, 79 FGs, 56 games)       | 2018-22   |
| 6.  | 409 - Billy Bennett, Georgia (148 PAT, 87 FGs, 50 games)        | 2000-03   |
| 7.  | 407 - Marshall Morgan, Georgia (215 PATs, 64 FGs, 51 games)     | 2012-15   |
| 8.  | 385 - Leigh Tiffin, Alabama (136 PATs, 83 FGs, 46 games)        | 2006-09   |
| 9.  | 371 - Jeff Hall, Tennessee (188 PAT, 61 FGs, 46 games)          | 1995-98   |
| 10. | 368 - Jeff Chandler, Florida (67 FGs, 167 PATs, 46 games)       | 1997-2001 |
|     | 368 - Parker White, South Carolina (72 FGs, 152 PATs, 60 games) | 2017-21   |

Field Goals Made

|     |  |         |
|-----|--|---------|
| 1.  | 92 - Daniel Carlson, Auburn (114 atts.)      | 2014-17 |
| 2.  | 87 - Billy Bennett, Georgia (110 atts.)      | 2000-03 |
| 3.  | 84 - Will Reichard, Alabama (100 atts.)      | 2019-23 |
| 4.  | 83 - Leigh Tiffin, Alabama (109 atts.)       | 2006-09 |
|     | 80 - Rodrigo Blankenship, Georgia (97 atts.) | 2016-19 |
| 5.  | 79 - Anders Carlson, Auburn (110 atts.)      | 2018-22 |
| 6.  | 78 - Philip Doyle, Alabama (105 atts.)       | 1987-90 |
| 8.  | 77 - Kevin Butler, Georgia (98 atts.)        | 1981-84 |
| 9.  | 76 - Blair Walsh, Georgia (103 atts.)        | 2008-11 |
| 10. | 72 - Parker White, South Carolina (99 atts.) | 2017-21 |

**SEC ALL-AMERICANS (First Team Only)**

**American Football Coaches Association**

| Pos. | Name              | School      | Ht. | Wt. | Cl. | Hometown         |
|------|-------------------|-------------|-----|-----|-----|------------------|
| OL   | Kelvin Banks, Jr. | Texas       | 6-4 | 320 | Jr. | Humble, Texas    |
| OL   | Tate Ratledge     | Georgia     | 6-6 | 320 | Sr. | Rome, Ga.        |
| OL   | Will Campbell     | LSU         | 6-6 | 323 | Jr. | Monroe, La.      |
| DL   | Kyle Kennard      | S. Carolina | 6-5 | 254 | Sr. | Atlanta, Ga.     |
| LB   | Jalon Walker      | Georgia     | 6-2 | 245 | Jr. | Salisbury, N.C.  |
| LB   | Danny Stutsman    | Oklahoma    | 6-4 | 243 | Sr. | Windermere, Fla. |
| DB   | Malaki Starks     | Georgia     | 6-1 | 205 | Jr. | Jefferson, Ga.   |

**Associated Press**

| Pos. | Name              | School      | Ht.  | Wt. | Cl. | Hometown      |
|------|-------------------|-------------|------|-----|-----|---------------|
| OL   | Kelvin Banks, Jr. | Texas       | 6-4  | 320 | Jr. | Humble, Texas |
| OL   | Will Campbell     | LSU         | 6-6  | 323 | Jr. | Monroe, La.   |
| C    | Jake Slaughter    | Florida     | 6-5  | 308 | Jr. | Sparr, Fla.   |
| DL   | Walter Nolen      | Ole Miss    | 6-4  | 305 | Jr. | Powell, Tenn. |
| CB   | Jahdae Barron     | Texas       | 5-11 | 200 | Sr. | Austin, Texas |
| DB   | Nick Emmanwori    | S. Carolina | 6-3  | 227 | Jr. | Irmo, S.C.    |

**Football Writers Association of America (FWAA)**

| Pos. | Name              | School      | Ht.  | Wt. | Cl. | Hometown       |
|------|-------------------|-------------|------|-----|-----|----------------|
| OL   | Kelvin Banks, Jr. | Texas       | 6-4  | 320 | Jr. | Humble, Texas  |
| OL   | Will Campbell     | LSU         | 6-6  | 323 | Jr. | Monroe, La.    |
| DL   | Kyle Kennard      | S. Carolina | 6-5  | 254 | Sr. | Atlanta, Ga.   |
| DL   | Walter Nolen      | Ole Miss    | 6-4  | 305 | Jr. | Powell, Tenn.  |
| CB   | Jahdae Barron     | Texas       | 5-11 | 200 | Sr. | Austin, Texas  |
| DB   | Malaki Starks     | Georgia     | 6-1  | 205 | Jr. | Jefferson, Ga. |

**Sporting News**

| Pos. | Name | School | Ht. | Wt. | Cl. | Hometown |
|------|------|--------|-----|-----|-----|----------|
| TBA  |      |        |     |     |     |          |

**Walter Camp**

| Pos. | Name | School | Ht. | Wt. | Cl. | Hometown |
|------|------|--------|-----|-----|-----|----------|
| TBA  |      |        |     |     |     |          |

**Consensus**

| Pos. | Name | School | Ht. | Wt. | Cl. | Hometown |
|------|------|--------|-----|-----|-----|----------|
| TBA  |      |        |     |     |     |          |

## 2024 SEC Football

## SEC Bowl Games

### POSTSEASON NATIONAL AWARDS

AFC A Good Works Team  
Hayden Conner, Texas  
JJ Pegues, Ole Miss  
Gavin Sawchuk, Oklahoma  
Malaki Starks, Georgia  
J.J. Weaver, Kentucky

Outland Trophy  
Kelvin Banks Jr., Texas

Lombardi Award  
Kelvin Banks Jr., Texas

Bronki Nagurski Award  
Kyle Kennard, South Carolina

Dick Butkus Award  
Jalon Walker, Georgia

Jim Thorpe Award  
Jahdae Barron, Texas

Campbell Trophy  
Jalen Milroe, Alabama

### SEC FOOTBALL AWARDS

Offensive Player of the Year  
Dylan Sampson, Tennessee

Defensive Player of the Year  
Kyle Kennard, South Carolina

Special Teams Player of the Year  
Alex Raynor, Kentucky

Freshman of the Year  
LaNorris Sellers, South Carolina

Newcomer of the Year  
Diego Pavia, Vanderbilt

Jacobs Blocking Trophy  
Kelvin Banks Jr., Texas  
Will Campbell, LSU

Scholar-Athlete of the Year  
Brady Cook, Missouri

Coach of the Year  
Clark Lea, Vanderbilt

#### 2024 All-SEC Coaches' Team

Offense

QB  
Jaxson Dart, Ole Miss

RB  
Dylan Sampson, Tennessee  
Jarquez Hunter, Auburn

WR  
Ryan Williams, Alabama  
Luther Burden III, Missouri

TE  
Eli Stowers, Vanderbilt

OL  
Kelvin Banks Jr., Texas  
Will Campbell, LSU  
Tyler Booker, Alabama  
Tate Ratledge, Georgia

C  
Cooper Mays, Tennessee

AP  
Dylan Sampson, Tennessee

Defense

DL  
Kyle Kennard, South Carolina  
Walter Nolen, Ole Miss  
Nic Scourton, Texas A&M  
James Pearce Jr., Tennessee\*  
Princely Umanmielen, Ole Miss\*

LB  
Danny Stutsman, Oklahoma  
Jihaad Campbell, Alabama  
Whit Weeks, LSU

DB  
Trey Amos, Ole Miss  
Nick Emmanwori, South Carolina  
Malachi Moore, Alabama  
Jahdae Barron, Texas

Special Teams

PK  
Alex Raynor, Kentucky

P  
Kai Kroeger, South Carolina

RS  
Barion Brown, Kentucky

KOS  
Peyton Woodring, Georgia

LS  
Beau Gardner, Georgia

Second Team All-SEC

Offense

QB  
Quinn Ewers, Texas

RB  
Raheim Sanders, South Carolina  
Le'Veon Moss, Texas A&M

WR  
Andrew Armstrong, Arkansas  
KeAndre Lambert-Smith, Auburn

TE  
Gunnar Helm, Texas

OL  
Kadyn Proctor, Alabama  
Dylan Fairchild, Georgia  
Armand Membou, Missouri  
Emery Jones Jr., LSU

C  
Jared Wilson, Georgia

AP  
Barion Brown, Kentucky

Defense

DL  
Bradyn Swinson, LSU  
Landon Jackson, Arkansas  
R Mason Thomas, Oklahoma  
Johnny Walker Jr., Missouri\*  
Mykel Williams, Georgia\*

LB  
Anthony Hill Jr., Texas  
Jalon Walker, Georgia  
Chris "Pooh" Paul, Ole Miss

DB  
Malaki Starks, Georgia  
Jermod McCoy, Tennessee  
Will Lee III, Texas A&M  
Isaac Smith, Mississippi State

Special Teams

PK  
Peyton Woodring, Georgia

P  
Jesse Mirco, Vanderbilt

RS  
Martel Hight, Vanderbilt

KOS  
Aeron Burrell, LSU

LS

Rocco Underwood, Florida

Third Team All-SEC

Offense

QB  
LaNorris Sellers, South Carolina

RB  
Quintrevion Wisner, Texas  
Trevor Etienne, Georgia

WR  
Tre Harris, Ole Miss  
Kevin Coleman, Mississippi State

TE  
Mason Taylor, LSU

OL  
Trey Zuhn III, Texas A&M  
Torrice Simpkins III, South Carolina  
Fernando Carmona, Arkansas  
Javontez Spraggins, Tennessee

C  
Eli Cox, Kentucky

AP  
Davon Booth, Mississippi State

Defense

DL  
Jared Ivey, Ole Miss  
Suntarine Perkins, Ole Miss  
JJ Pegues, Ole Miss\*  
Shemar Stewart, Texas A&M\*  
Deone Walker, Kentucky\*

LB  
Chaz Chambliss, Georgia  
Deontae Lawson, Alabama  
Xavian Sorey Jr., Arkansas

DB  
Daylen Everette, Georgia  
Billy Bowman Jr., Oklahoma  
Andrew Mukuba, Texas  
Dan Jackson, Georgia

Special Teams

PK  
Brock Taylor, Vanderbilt

P  
Brett Thorson, Georgia

RS  
Zavion Thomas, LSU

## 2024 SEC Football

KOS

Josh Turbyville, Tennessee

LS

Ben Anderson, Oklahoma

(\* - Ties)

### ASSOCIATED PRESS ALL-SEC TEAM

First team offense

QB — Jaxson Dart, Ole Miss

u\_RB — Dylan Sampson, Tennessee

RB — Jarquez Hunter, Auburn

WR — Tre Harris, Ole Miss

WR — Andrew Armstrong, Arkansas

TE — Gunnar Helm, Texas

u-OT — Kelvin Banks Jr., Texas

OT — Will Campbell, LSU

OG — Tyler Booker, Alabama

OG — Tate Ratledge, Georgia

C — Jake Slaughter, Florida

PK — Alex Raynor, Kentucky

All-purpose — Barion Brown,  
Kentucky

First team defense

DE — Kyle Kennard, South Carolina

DE — Princely Umanmielen, Ole  
Miss

DT — Walter Nolen, Ole Miss

DT — Alfred Collins, Texas

LB — Anthony Hill Jr., Texas

LB — Danny Stutsman, Oklahoma

LB — Whit Weeks, LSU

u-CB — Jahdae Barron, Texas

CB — Jermod McCoy, Tennessee

S — Malaki Starks, Georgia

S — Nick Emmanwori, South Car-  
olina

P — Jesse Mirko, Vanderbilt

Second team offense

QB — Diego Pavia, Vanderbilt

RB — Raheim Sanders, South  
Carolina

RB — Ja'Quinden Jackson, Arkansas

WR — Ryan Williams, Alabama

WR — (tie) KeAndre Lambert-Smith,  
Auburn

TE — Eli Stowers, Vanderbilt

OT — Emery Jones, LSU

OT — Armand Membou, Missouri

OG — Dylan Fairchild, Georgia

OG — Cam'Ron Johnson, Missouri

C — Cooper Mays, Tennessee

PK — Peyton Woodring, Georgia

All-purpose — Davon Booth, Missis-  
sippi State

Second team defense

DE — James Pearce Jr., Tennessee

DE — (tie) Nic Scourton, Texas A&M

DT — TJ Sanders, South Carolina

DT — Deone Walker, Kentucky

LB — Jalon Walker, Georgia

LB — Jihaad Campbell, Alabama

LB — Chris Paul Jr., Ole Miss

CB — Trey Amos, Ole Miss

CB — Maxwell Hairston, Kentucky

S — Malachi Moore, Alabama

S — Andrew Mukuba, Texas

P — Brett Thorson, Georgia

Coach of the Year — Shane Beamer,  
South Carolina

Offensive Player of the Year — Dylan  
Sampson, Tennessee

Defensive Player of the Year — Kyle  
Kennard, South Carolina

Newcomer of the Year -- Diego  
Pavia, Vanderbilt

## SEC Bowl Games

## SEC FOOTBALL BOWL AGREEMENTS

The Southeastern Conference has six-year agreements with nine football post-season bowls. The nine bowls are in addition to bowl games in the College Football Playoff system for which SEC teams are eligible to qualify.

The SEC has extended its current agreements through 2025 with the Cheez-It Citrus Bowl in Orlando, the ReliaQuest Bowl in Tampa, the TaxSlayer Gator Bowl in Jacksonville, the Transperfect Music City Bowl in Nashville, the Texas Bowl in Houston, the AutoZone Liberty Bowl in Memphis, the TicketSmarter Birmingham Bowl and the Union Home Mortgage Gasparilla Bowl.

In addition, the SEC will continue its relationship with the Duke's Mayo Bowl in Charlotte, participating in that bowl game in 2025. For 2024, an SEC team will participate in the SRS Distribution Las Vegas Bowl.

The SEC will maintain its current bowl selection process in which the Citrus Bowl has the first selection of available SEC teams after any conference schools have qualified for the College Football Playoff after which the SEC assigns teams to a Pool of Six bowl.

The SEC Pool of Six consists of the ReliaQuest Bowl, TaxSlayer Gator Bowl, Transperfect Music City Bowl, Texas Bowl and Autozone Liberty Bowl, as well as the SRS Distribution Las Vegas Bowl in 2024, and the Duke's Mayo Bowl in 2025.

In consultation with SEC member institutions, as well as these six bowls, the conference will make assignments for the bowl games in the pool system. ESPN Events selects teams to participate in the Birmingham and Union Home Mortgage Gasparilla Bowls after the Pool of Six have been assigned.

### 2024-25 College Football Playoff

- The 12 participating teams will be the five conference champions ranked highest by the CFP selection committee, plus the next seven highest-ranked teams.
- The ranking of the teams will continue to be done by a selection committee.
- The four highest-ranked conference champions will be seeded one through four and will receive a first-round bye. The fifth conference champion will be seeded where it was ranked or at No. 12 if it is outside the top 12 rankings. Non-conference champions ranked in the top four will be seeded beginning at No. 5. Because of this, the seeding, 1 through 12, could look different than the final rankings.
- The eight teams seeded No. 5-12 will play in a first round with the higher seeds hosting the lower seeds either on campus or at other sites designated by the higher-seeded institution (No. 12 at No. 5, No. 11 at No. 6, No. 10 at No. 7 and No. 9 at No. 8.).
- The selection committee will assign the four highest-ranked conference champions to Playoff Quarterfinals hosted by bowls. This will be done in consideration of historic bowl relationships, then in consideration of rankings. For example, if the Sugar Bowl hosts a Playoff Quarterfinal and the SEC champion is ranked No. 1 and the Big 12 champion is ranked No. 3, the SEC champion would be assigned to the Sugar Bowl and the Big 12 champion would be assigned elsewhere.
- With the four highest-ranked conference champions assigned to bowls, their four Playoff Quarterfinal opponents will be dictated by the bracket (i.e., No. 1 vs. No. 8/9 winner, No. 4 vs. No. 5/12 winner, No. 2 vs. 7/10 winner; No. 3 vs. 6/11 winner.)
- The College Football Playoff bracket will follow the selection committee's rankings, with no modifications made to avoid rematches between teams that may have played during the regular season or are from the same conference.
- The bracket will remain in effect throughout the playoff (i.e., no re-seeding).
- The highest seed will receive preferential placement for the Playoff Semifinal bowl assignment.
- All 11 games will be under the CFP umbrella with the administrative policies determined by the CFP.

The graphic displays the 2024-25 College Football Playoff schedule. It is organized into four columns representing different stages of the tournament: Playoff First Round, Playoff Quarterfinals, Playoff Semifinals, and the National Championship. Each stage lists specific dates, times, and the broadcasting network (ESPN or ESPN2). The Playoff First Round occurs on Friday, December 20, and Saturday, December 21. The Playoff Quarterfinals are on Tuesday, December 31, and Wednesday, January 1. The Playoff Semifinals are on Thursday, January 9, and Friday, January 10. The National Championship is on Monday, January 20. The graphic also features logos for the participating bowls: the Citrus Bowl, ReliaQuest Bowl, TaxSlayer Gator Bowl, Transperfect Music City Bowl, Texas Bowl, Autozone Liberty Bowl, and the SRS Distribution Las Vegas Bowl. The year '2025' is prominently displayed in the center, along with the 'NATIONAL CHAMPIONSHIP' text.

| PLAYOFF FIRST ROUND                         | PLAYOFF QUARTERFINALS                       | PLAYOFF SEMIFINALS                         | NATIONAL CHAMPIONSHIP                     |
|---|---|--|---|
| FRIDAY, DECEMBER 20<br>8 P.M. ET - ESPN     | TUESDAY, DECEMBER 31<br>7:00 P.M. ET - ESPN | THURSDAY, JANUARY 9<br>7:00 P.M. ET - ESPN | MONDAY, JANUARY 20<br>7:00 P.M. ET - ESPN |
| SATURDAY, DECEMBER 21<br>NOON ET - SPORTS   | WEDNESDAY, JANUARY 1<br>1 P.M. ET - ESPN    | FRIDAY, JANUARY 10<br>7:00 P.M. ET - ESPN  |   |
| SATURDAY, DECEMBER 21<br>8 P.M. ET - SPORTS | WEDNESDAY, JANUARY 1<br>9 P.M. ET - ESPN    |  |   |
| SATURDAY, DECEMBER 21<br>8 P.M. ET - ESPN   | WEDNESDAY, JANUARY 1<br>8:40 P.M. ET - ESPN |  |   |





# 2024 SEC Football

## SEC FOOTBALL BOWL AGREEMENTS

### 2024-25 COLLEGE FOOTBALL PLAYOFF SCHEDULE

| <u>DATE</u>   | <u>GAME</u>  | <u>TIME (ET)</u> | <u>PLATFORM</u> |
|---------------|--|------------------|-----------------|
| Fri., Dec. 20 | CFP First Round Game   | 8 p.m.           | ABC & ESPN      |
| Sat., Dec. 21 | CFP First Round Game   | Noon             | TNT             |
|               | CFP First Round Game   | 4 p.m.           | TNT             |
|               | CFP First Round Game   | 8 p.m.           | ABC & ESPN      |
| Tue., Dec. 31 | Playoff Quarterfinal at the Vrbo Fiesta Bowl                       | 7:30 p.m.        | ESPN            |
| Wed., Jan. 1  | Playoff Quarterfinal at the Chick-fil-A Peach Bowl                 | 1 p.m.           | ESPN            |
|               | Playoff Quarterfinal at the Rose Bowl Game presented by Prudential | 5 p.m.           | ESPN            |
|               | Playoff Quarterfinal at the Allstate Sugar Bowl                    | 8:45 p.m.        | ESPN            |
| Thu., Jan. 9  | Playoff Semifinal at the Capital One Orange Bowl                   | 7:30 p.m.        | ESPN            |
| Fri., Jan. 10 | Playoff Semifinal at the Goodyear Cotton Bowl Classic              | 7:30 p.m.        | ESPN            |
| Mon., Jan. 20 | CFP National Championship (Atlanta, Ga.)                           | 7:30 p.m.        | ESPN            |

### SEC BOWLS

#### CHEEZ-IT CITRUS BOWL

(Orlando, FL) vs. Big 10 December 31 – 3 p.m. ET – ABC

After the CFP selection process the Citrus Bowl gets the first selection of available SEC Teams.

#### POOL OF SIX BOWLS:

After the CFP selection process and the Cheez-It Citrus Bowl selects a team, there will be a pool of six bowls and the Conference, in consultation with the institutions and the bowls, will make the assignments for these six bowl games from all eligible SEC teams.

The pool of six bowls for 2024-25 are as follows:

Texas Bowl (Houston, TX) vs. Big 12 – December 31 – 3:30 p.m. ET – ESPN

SRS Distribution Las Vegas Bowl (Las Vegas, NV) vs. TBD – December 27 – 10:30 p.m. ET – ESPN

Transperfect Music City Bowl (Nashville, TN) vs. Big Ten – December 30 – 2:30 p.m. ET – ESPN

TaxSlayer Gator Bowl (Jacksonville, FL) vs. ACC – January 2 – 7:30 p.m. ET – ESPN

AutoZone Liberty Bowl (Memphis, TN) vs. Big 12 – December 27 – 7 p.m. ET – ESPN

ReliaQuest Bowl (Tampa, FL) vs. Big Ten – December 31 – Noon ET – ESPN

#### BOWLS AFTER THE POOL OF SIX:

##### Birmingham Bowl

(Birmingham, AL) vs. American – December 27 – TBD – ESPN

##### Union Home Mortgage Gasparilla Bowl

(Tampa, FL) vs. American – December 20 – 3:30 p.m. – ESPN

ESPN Events selects teams to participate in the Birmingham and Gasparilla Bowls after the Citrus Bowl and Pool of Six.



# 2024 SEC Football

## SEC BOWL SUCCESS

### NATIONAL CHAMPIONS SINCE 1992

Since the first SEC expansion in 1992, the SEC has the most national championships (AP, USA Today) with 17. During that time, the SEC has had more teams with national titles than any other conference (6). Here is a breakdown:

SEC (17) Florida (2008, 2006, 1996), LSU (2003, 2007, 2019), Tennessee (1998), Alabama (1992, 2009, 2011, 2012, 2015, 2017, 2020), Auburn (2010), Georgia (2021, 2022)  
Big 12 (5) Texas (2005), Oklahoma (2000), Nebraska (1994, 1995, 1997)  
ACC (5) Florida State (1993, 1999, 2013), Clemson (2016, 18)  
Big Ten (4) Ohio State (2002, 2014), Michigan (1997, 2023)  
Pac-10 (2) Southern California (2003, 2004)  
Big East (1) Miami, Fla. (2001)

The SEC was the first conference to claim four consecutive Associated Press (first poll - 1936), National Football Foundation and College Hall of Fame (first poll - 1959), Football Writers Association of America (first poll - 1954) and USA Today or UPI Coaches Poll (first poll - 1950) national championships.

### SEC IN BOWL GAMES

• Since 2006, the SEC has accrued more bowl wins (114) and appearances (185) than any other conference. The conference's .616 bowl winning percentage is first among A5 leagues during that time.

|                |        |      |
|----------------|--------|------|
| SEC            | 114-71 | .616 |
| ACC            | 75-90  | .455 |
| Big Ten        | 72-81  | .471 |
| Big 12         | 68-65  | .511 |
| Mountain West  | 58-45  | .563 |
| Pac-12         | 57-60  | .487 |
| American       | 54-55  | .495 |
| Conference USA | 52-57  | .477 |
| Sun Belt       | 43-32  | .573 |
| MAC            | 31-65  | .323 |
| Independents   | 24-19  | .558 |

• The SEC is 14-4 in College Football Playoff games (not versus each other) and 4-2 in College Football Playoff National Championship Games (not versus each other). The SEC has appeared in eight of the 10 CFP National Championship Games, winning six. The SEC finished 9-2 in BCS National Championship Games (LSU 2-1, Florida 2-0, Alabama 3-0, Tennessee 1-0, Auburn 1-1), 8-1 vs. non-SEC competition. The SEC had the most wins (17) and the highest winning percentage of any conference that has three-or-more appearances in BCS bowl games. The SEC was 17-10 in BCS games (.630 percentage), 16-9 (.640) in non-conference. Since 2006, the SEC has posted a 31-16 (.660) record in BCS/CFP games, more wins, appearances and winning percentage than any other A5 conference.

• Ten different SEC teams, including all seven from the former SEC Western Division, have made BCS/New Year's Six bowl game appearances since 2006: Alabama, Arkansas, Auburn, Florida, Georgia, LSU, Ole Miss, Mississippi State, Tennessee and Texas A&M.

### SEC IN THE COLLEGE FOOTBALL PLAYOFF

#### Teams in the Playoff (Record-Winning %)

SEC: 12 (16-6; .727) (Includes 2018/2022 All-SEC National Championship Game)  
(14-4; .778 in games not versus each other)  
ACC: 7 (6-5; .545)  
Big Ten: 9 (5-7; .417)  
Pac-12: 3 (2-3; .400)  
Big 12: 6 (1-6; .143)  
Independent: 2 (0-2; .000)  
Group of Five: 1 (0-1; .000)

#### CFP National Championship Game Appearances

SEC: 10  
ACC: 4  
Big Ten: 3  
Pac-12: 2  
Big 12: 1

Since 2006, the SEC has posted 31 wins in BCS - now New Year's Six/Access bowls - more wins than any other conference. Here are the BCS/CFP bowl records of all conferences since 2006:

|               |       |      |
|---------------|-------|------|
| SEC           | 34-16 | .680 |
| Big Ten       | 22-21 | .512 |
| Big 12        | 14-16 | .467 |
| Pac-12        | 12-16 | .429 |
| ACC           | 11-19 | .367 |
| AAC           | 8-7   | .533 |
| Mountain West | 3-1   | .750 |
| WAC           | 2-1   | .667 |
| CUSA          | 0-1   | .000 |
| MAC           | 0-2   | .000 |
| Independents  | 0-5   | .000 |

#### CFP Era (2014-Present) (Includes CFP Championship Game)

|               |       |       |
|---------------|-------|-------|
| SEC           | 25-11 | .694  |
| Big Ten       | 17-13 | .567  |
| ACC           | 8-13  | .381  |
| Big 12        | 8-9   | .471  |
| Pac-12        | 5-10  | .333  |
| AAC           | 2-4   | .333  |
| Mountain West | 1-0   | 1.000 |
| CUSA          | 1-0   | .000  |
| MAC           | 0-1   | .000  |
| Independent   | 0-3   | .000  |

#### Most Bowl Appearances – Single Season

- 13 - SEC, 2021
- 12 - SEC, 2014, 2016
- 11 - SEC, 2018, 2022  
11 - ACC, 2013, 2014, 2016, 2018, 2023  
11 - Big Ten, 2023
- 10 - SEC, 2009, 2010, 2013, 2015  
10 - ACC, 2008, 2017, 2019  
10 - Big Ten, 2011, 2014, 2015, 2016, 2021  
10 - Pac-12, 2015, 2023

#### Most Bowl Wins – Single Season

- 9 - SEC, 2015 (9-2)  
9 - ACC, 2016 (9-3)
- 8 - SEC, 2019 (8-2)

### SEC SUCCESS SINCE 2006

During the last 18 seasons (2006-23), Southeastern Conference football has experienced success that is unparalleled in its football history and in the history of college football. During this tenure, the SEC's achievements have been demonstrated by:

- Triumphs in major bowl games, including the National Championship Game
- Non-conference success in regular season and bowl games
- Defeating highly-ranked non-conference teams
- Success in the polls and rankings
- Individual awards and All-America Teams
- Academic and Community Service Standouts
- Continued accomplishments of former SEC student-athletes in the NFL and NFL Draft

### SEC IN THE CFP/BCS ERA (Since 1998)

- The SEC has won 13 of the last 18 national championships, 15 of the 265 BCS/CFP-era National Championships, six runner-up finishes and 29 overall national titles (CFP, AP, BCS, FWA, Coaches Poll) in SEC history. The SEC has appeared in 16 of the last 18 National Championship Games and in 10 of the 16 BCS Championship Games, winning nine.
- Five different SEC schools have won the National Championship since 2006 (Auburn, 2010; Alabama, 2009, 2011, 2012, 2015, 2017, 2020; Florida, 2006, 2008; LSU, 2007, 2019; Georgia, 2021, 2022). Five programs have advanced to the national championship game since 2013. Tennessee (1998) has also won the former BCS crown. Auburn appeared in the 2013 BCS Championship Game, as did LSU in 2011, Georgia in 2017 and Alabama in 2021. A team from the SEC Western Division had advanced to five consecutive national championship games prior to the 2014 season, when Alabama lost in the CFP semifinals. The ACC (Clemson, Miami and Florida State) and Big Ten (Michigan, Ohio State) has had three schools win titles since 1998, while the current Big 12 (Texas and Oklahoma) has had two.
- Since 2006, over half of the slots in the National Championship Game have been taken by SEC teams (19 of 36). The Big Ten has five during that time, the ACC has four, while the Big 12 and Pac-12 has three.
- The SEC has had more teams ranked in the BCS/CFP standings than any other conference since 2006. The league has had 13 of its 14 teams ranked at one time or another since 2006. Vanderbilt is the only team to not appear in the BCS/CFP rankings during this time, however, the Commodores finished ranked in the Top 25 in both 2012 and 2013 after bowl games with 9-4 records. The BCS/CFP does not produce a poll following bowl games.
- Since 2006, the SEC has posted 34 wins in BCS/New Year's Six/Access bowls - more wins than any other conference.
- Six of the top 10 defensive performances in CFP/BCS history have been registered by SEC teams, more than any other conference. Alabama's shutout of LSU in the 2012 BCS National Championship Game was the first shutout in CFP/BCS history. Alabama defeated Michigan State soundly 38-0 in a CFP National Semifinal in 2015, while defeating Washington 24-7 in 2016 semifinal contest. Alabama dominated Clemson in the 2018 Sugar Bowl Semifinal, holding Clemson to just 188 yards, well short of their average 448 yards per game. In the 2021 CFP Semifinal, Alabama defeated Cincinnati 27-6, holding the Bearcats to 218 yards and a pair of field goals. Georgia's 65-7 victory over TCU in the 2022 national championship game, the Bulldogs held TCU to 188 total yards and nine first downs. Georgia's 63-3 defeat of Florida State in the 2023 Orange Bowl was the largest margin of victory in the entire history of postseason bowls, holding FSU to only 209 yards.
- The SEC has now won 65 games in the last eight postseasons. With 12 teams advancing to bowl games in 2016, the SEC became the first conference to send at least 10 teams to postseason bowls in four consecutive seasons. The SEC also sent a NCAA-record 12 teams to participate in postseason bowl games in 2014 and has sent no less than eight teams to post-season bowls in each of the last 16 seasons. The SEC established a national-record with nine postseason victories in 2015 and owned the previous record for postseason bowl victories with seven wins in 2007, 2013 and 2014. The SEC qualified a record 13 teams for postseason bowls in 2021 and finished 7-2 in the 2020 postseason, with all seven wins coming against Top-25 competition - the most in history for the conference.
- The SEC is 114-71 (.616) in bowl games since 2006, the only Autonomy Five league with a .600 or better winning percentage and nearly 40 wins more than the next closest conference.

### SEC vs. OTHER CONFERENCES

• Since 2006, the SEC has posted the highest non-conference winning percentage (regular season & bowls) than any other conference. The league has a 864-216 record, an 80.1 winning percentage. The SEC has won no less than 43 non-conference games (regular season & bowls) during the last 18 seasons (2006-2023). Last season (2023), the SEC was 50-15 (.769), including bowl games.

### SEC IN FINAL RANKINGS

- Since 2006, the SEC has had the most teams ranked in the final USA Today Coaches Poll. The conference has had 99 teams ranked in the final USA Today rankings during that span, including six in 2023.
- The SEC has either led or tied for the lead with the most teams ranked in the USA Today Top-25 for 16 of the last 18 seasons.

### THIS IS SEC FOOTBALL

- Sixteen times in the last 18 seasons, a team from the SEC has advanced to the national championship game. The SEC has won 13 of those contests, with two of the losses coming in the game's final seconds. The winner of the SEC Championship Game has advanced to the National Championship Game all but twice since 2006.
- With Florida in January 2009, five different teams from the SEC (Alabama, Auburn, Florida, LSU, Georgia) have played for and won the national championship. All five have multiple appearances and at least one victory since in the national championship game since 2007.
- The SEC won four consecutive CFP National Championships, by three different programs (LSU, Alabama, Georgia), from 2019-2022.
- Not counting games versus each other, the SEC is 14-4 all-time in College Football Playoff games, playing in eight of the 10 CFP Championship Games (winning six of those eight). The SEC is 10-2 in CFP Semifinals, including 10 consecutive semifinal wins.
- Since 2006, the SEC has posted a 34-16 (.680) record in BCS/CFP games, more wins, appearances, and winning percentage than any other A5 conference.
- The Southeastern Conference led the nation yet again in 2023 with 372 former players on opening weekend 53-man active rosters, including injured reserve.
- A total of 24 former SEC players were on active rosters of Super Bowl LVI between the Kansas City Chiefs and the San Francisco 49ers.
- The SEC is 114-71 (.616) in bowl games since 2006, the only FBS league with a .600 or better winning percentage and nearly 40 wins more than the next closest conference.
- The SEC has now won 65 games in the last nine postseasons and has sent no less than eight teams to post-season bowls in each of the last 17 seasons.
- In the 10 seasons of the College Football Playoff era, only eight programs nationally have been ranked No. 1 in the weekly CFP Top-25 Poll (which begins in late October each year) - five of those seven programs (Alabama, Georgia, LSU, Mississippi State, Tennessee) are from the SEC. Prior to 2023, no team outside the SEC had been ranked No. 1 in the weekly CFP Poll since 2019, while four schools from the SEC were ranked No. 1 during that time.
- Ten different SEC teams, including all seven from the former SEC Western Division, have made BCS/New Year's Six bowl game appearances since 2006: Alabama, Arkansas, Auburn, Florida, Georgia, LSU, Ole Miss, Mississippi State, Tennessee and Texas A&M. Since the formation of the College Football Playoff in 2014, six of the seven schools in the former Western Division have advanced to a New Year's Six bowl.
- With Georgia and Alabama both earning victories in the CFP Semifinals in both 2021 and 2017, the national championship game has featured two SEC teams twice in the last seven years and three times since the 2011 season.
- The SEC Championship has been the most watched conference championship nationally for 15 of the past 16 seasons, including 12 in a row from 2008-2019. The only year it was not #1 was 2020 when the SEC did not have a traditional schedule due to the pandemic. The 2023 SEC Championship Game averaged 17.519 million viewers, +61% vs. last year's game, and peaked with 22.350 million viewers. It was the most-watched Conference Championship Game on any network in five years.
- The SEC finished the 2023 season as the most-watched conference in college football based on total minutes consumed for a second-straight year. The SEC was also #1 in average audience for at least the 13th consecutive year.

# 2024 SEC Football

## SEC FOOTBALL

### SEC INDIVIDUAL AWARDS AND ALL-AMERICANS

• In the 31 individual awards, the SEC has had at least one recipient in all of them since 2006.

• Since 2006, SEC football student-athletes and coaches have won 146 major individual awards, an average of nearly nine per year. The league won 10 awards in 2008, 12 individual honors in 2020 and 2010 an all-time high 15 in 2019.

• The SEC has won a national player of the year 12 times with 11 different players since 2007— Darren McFadden, Arkansas, and Tim Tebow, Florida; Tebow in 2008; Mark Ingram, Alabama, in 2009; Cam Newton, Auburn, in 2010; Johnny Manziel, Texas A&M, in 2012; Derrick Henry, Alabama, in 2015; Tua Tagovailoa, Alabama, in 2018; Joe Burrow, LSU, in 2019; DeVonta Smith, Alabama, in 2020; Bryce Young, Alabama, in 2021; Jayden Daniels, LSU, in 2023. The SEC did not have a national player of the year in 2011, 2013, 2014, 2016, 2017 or 2022. Three of the Heisman finalists in 2013 were, however, from the SEC, as well as one of three in 2014.

### SEC INDIVIDUAL AWARD WINNERS SINCE 2006

HEISMAN MEMORIAL TROPHY (Nation's best player) — Jayden Daniels, LSU (2023); Bryce Young, Alabama (2021); DeVonta Smith, Alabama (2020); Joe Burrow, LSU (2019); Derrick Henry, Alabama (2015); Johnny Manziel, Texas A&M (2012); Cam Newton, Auburn (2010); Mark Ingram, Alabama (2009); Tim Tebow, Florida (2007).

CHUCK BEDNARIK AWARD (Nation's best defensive player) — Patrick Peterson, LSU (2010); Tyrann Mathieu, LSU (2011); Jonathan Allen, Alabama (2016); Minkah Fitzpatrick, Alabama (2017); Josh Allen, Kentucky (2018); Jordan Davis, Georgia (2021); Will Anderson Jr., Alabama (2022).

RAY GUY AWARD (Nation's best punter) — Max Duffy, Kentucky (2019); Brandon Mann, Texas A&M (2018); Chas Henry, Florida (2010); Drew Butler, Georgia (2009)

MAXWELL AWARD (Nation's best player) — Bryce Young, Alabama (2021); DeVonta Smith, Alabama (2020); Joe Burrow, LSU (2019); Tua Tagovailoa, Alabama (2018); Derrick Henry, Alabama (2015); Cam Newton, Auburn (2010); Tim Tebow, Florida (2008); Tim Tebow, Florida (2007); AJ McCarron, Alabama (2013)

WALTER CAMP AWARD (Nation's best player) — Jayden Daniels, LSU (2023); DeVonta Smith, Alabama (2020); Joe Burrow, LSU (2019); Tua Tagovailoa, Alabama (2018); Derrick Henry, Alabama (2015); Cam Newton, Auburn (2010); Darren McFadden, Arkansas (2007)

DOAK WALKER AWARD (Nation's best running back) — Najee Harris, Alabama (2020); Derrick Henry, Alabama (2015); Trent Richardson, Alabama (2011); Darren McFadden, Arkansas (2007); Darren McFadden, Arkansas (2006)

DAVEY O'BRIEN AWARD (Nation's best quarterback) — Jayden Daniels, LSU (2023); Bryce Young, Alabama (2021); Mac Jones, Alabama (2020); Joe Burrow, LSU (2019); Johnny Manziel, Texas A&M (2012); Cam Newton, Auburn (2010); Tim Tebow, Florida (2007)

JIM THORPE AWARD (Nation's best defensive back) — Grant Delpit, LSU (2019); DeAndre Baker, Georgia (2018); Minkah Fitzpatrick, Alabama (2017); Johnthan Banks, Mississippi State (2012); Morris Claiborne, LSU (2011); Patrick Peterson, LSU (2010); EriBerry, Tennessee (2009)

JOHN MACKEY AWARD (Nation's best tight end) — Brock Bowers, Georgia, (2023); Brock Bowers, Georgia (2022); Kyle Pitts, Florida (2020); Hunter Henry, Arkansas (2015); D.J. Williams, Arkansas (2010); Aaron Hernandez, Florida (2009).

ROTARY LOMBARDI AWARD (Nation's outstanding lineman) — Will Anderson Jr., Alabama (2022); Nick Fairley, Auburn (2010); Glenn Dorsey, LSU (2007)

LOU GROZA AWARD (Nation's best placekicker) — Rodrigo Blakenship, Georgia (2019)

PAUL HORNING AWARD (Nation's most versatile player) — DeVonta Smith, Alabama (2020); Lynn Bowden Jr., Kentucky (2019); Brandon Boykin, Georgia (2011); Odell Beckham, LSU (2013)

FRANK BROYLES AWARD (Nation's top assistant coach) — Steve Sarkisian, Alabama (2020); Joe Brady, LSU (2019); John Chavis, LSU (2011); Gus Malzahan, Auburn (2010); Kirby Smart, Alabama (2009)

JOHNNY UNITAS GOLDEN ARM (Outstanding senior quarterback) - Jayden Daniels, LSU (2023); Mac Jones, Alabama (2020); Joe Burrow, LSU (2019); AJ McCarron, Alabama (2013).

AFCA ASSISTANT COACH OF THE YEAR - Kirby Smart, Alabama (2012).

DISNEY SPIRIT AWARD (Top inspirational story) — Alabama Football Team (2011); D.J. Williams, Arkansas (2010).

HOME DEPOT COACH OF THE YEAR (National Coach of the Year) — Ed Orgeron, LSU (2019); Les Miles, LSU (2011); Gene Chizik, Auburn (2010); Nick Saban, Alabama (2008); Gus Malzahn, Auburn (2013)

EDDIE ROBINSON FWAA COACH OF THE YEAR — Kirby Smart, Georgia (2022); Ed Orgeron, LSU (2019); Gus Malzahn, Auburn (2013); Nick Saban, Alabama (2008).

LIBERTY MUTUAL COACH OF THE YEAR — Ed Orgeron, LSU (2019); Nick Saban, Alabama (2008); Les Miles, LSU (2011); Gus Malzahn, Auburn (2013)

CoSIDA/ESPN ACADEMIC ALL-AMERICAN OF THE YEAR — Mac Jones, Alabama (2020); Barrett Jones, Alabama (2012); Greg McElroy, Alabama (2010); Tim Tebow, Florida (2009)

BUTKUS AWARD (Nation's best linebacker) — Rolando McClain, Alabama (2009); Patrick Willis, Ole Miss (2006); C.J. Mosley, Alabama (2013); Reuben Foster, Alabama (2016); Roquan Smith, Georgia (2017); Devin White, LSU (2018); Nakobe Dean, Georgia (2021); Nakobe Dean, Georgia (2022).

WILLIAM V. CAMPBELL TROPHY (Nation's top scholar-athlete) — Tim Tebow, Florida (2009); Barrett Jones, Alabama (2012)

RIMINGTON TROPHY (Nation's best center) — Landon Dickerson, Alabama (2020); Ryan Kelly, Alabama (2015); Reece Dismukes, Auburn (2014); Barrett Jones, Alabama (2012); Maurkice Pouncey, Florida (2009); Jonathan Luigs, Arkansas (2007)

LOWE'S SENIOR CLASS AWARD (Nation's top senior student-athlete) — Dak Prescott, Mississippi State (2015); Tim Tebow, Florida (2009); Derrick Brown, Auburn (2019)

WUERFFEL TROPHY (Community Service, Athletic and Academic Achievement) — Tim Tebow, Florida (2008); Barrett Jones, Alabama (2011); Trevor Knight, Texas A&M (2016); Courtney Love, Kentucky (2017); Ladd McConkey, Georgia (2023).

BILETNIKOFF AWARD (Wide Receiver) - Jalin Hyatt, Tennessee (2022); DeVonta Smith, Alabama (2020); Ja'Marr Chase, LSU (2019); Jerry Jeudy, Alabama (2018); Amari Cooper, Alabama (2014).

OUTLAND TROPHY (Nation's top lineman) — Jordan Davis, Georgia (2021); Alex Leatherwood, Alabama (2020); Barrett Jones, Alabama (2011); Andre Smith, Alabama (2008); Glenn Dorsey, LSU (2007); Cam Robinson, Alabama (2016); Quinnen Williams, Alabama (2018).

WALTER CAMP COACH OF THE YEAR — Ed Orgeron, LSU (2019); Nick Saban, Alabama (2008)

BRONKO NAGURSKI AWARD (Nation's top defensive player) — Glenn Dorsey, LSU (2007); Jonathan Allen, Alabama (2016); Josh Allen, Kentucky (2018); Will Anderson, Alabama (2021); Will Anderson, Alabama (2022).

LOTT TROPHY (Defensive IMPACT Player) — Derrick Brown, Auburn (2019); Josh Allen, Kentucky (2018); Glenn Dorsey, LSU (2007).

MANNING AWARD (Nation's top quarterback) — Jayden Daniels, LSU (2023); Stetson Bennett, Georgia (2022); Mac Jones, Alabama (2020); Joe Burrow, LSU (2019); Johnny Manziel, Texas A&M (2012); Tim Tebow, Florida (2008); Ja'Marcus Russell, LSU (2006).

BURLSWORTH TROPHY (Nation's best former walk-on) - Grant Morgan, Arkansas (2021); Stetson Bennett, Georgia (2022); Cody Schrader, Missouri (2023).

ASSOCIATED PRESS COLLEGE PLAYER OF THE YEAR — Bryce Young, Alabama (2021); DeVonta Smith, Alabama (2020); Joe Burrow, LSU (2019); Derrick Henry, Alabama (2015); Johnny Manziel, Texas A&M (2012); Tim Tebow, Florida (2007).

ARA SPORTSMANSHIP AWARD — Barrett Jones, Alabama (2011).

TED HENDRICKS TROPHY (Nation's best defensive ends) — Jadeveon Clowney, South Carolina (2012).

POP WARNER AWARD - CJ Conrad, Kentucky (2017); Max Garcia, Florida (2014).

NFF LEGACY AWARD - Mike McNeely, Florida (2014).

# 2024 SEC Football

## SEC FOOTBALL

### SEC FOOTBALL ACADEMIC & COMMUNITY SERVICE STANDOUTS

• 43 SEC football student-athletes have won 39 national academic and community service awards since 2006. The SEC has had 1/3 of the last 12 CoSIDA/ESPN Academic All-Americas of the Year in football, two recipients of the William V. Campbell Trophy (known as the "Academic Heisman"), 23 first-team CoSIDA/ESPN Academic All-America first team recipients, two recipients of the Wuerffel Trophy, eight National Football Foundation Scholar-Athletes and 30 representatives on the AFCA Good Works Team, including team captain Malcolm Mitchell of Georgia in 2015 and captain D.T. Shackelford of Ole Miss in 2014. The SEC saw a football student-athlete win three of the final six Lowe's Senior CLASS Awards.

#### 2006

CoSIDA/ESPN The Magazine Academic All-America First Team – Hayden Lane, OL, Kentucky  
National Football Foundation Scholar-Athlete – Chris Leak, QB, Florida  
AFCA Good Works Team – William Brown, OL, South Carolina; Quentin Moses, DE, Georgia; Jacob Tamme, TE, Kentucky; James Wilhoit, PK, Tennessee

#### 2007

National Football Foundation Scholar-Athlete – Jacob Tamme, TE, Kentucky  
CoSIDA/ESPN The Magazine Academic All-America First Team – Tim Tebow, QB, Florida; Jacob Tamme, TE, Kentucky  
AFCA Good Works Team – Jason Cook, FB, Ole Miss; Kelin Johnson, SS, Georgia;

#### 2008

CoSIDA/ESPN The Magazine Academic All-America First Team – Tim Tebow, QB, Florida; Tim Masthay, P, Kentucky  
CoSIDA/ESPN The Magazine Academic All-America of the Year – Tim Tebow, QB, Florida  
AFCA Good Works Team – Tim Masthay, P, Kentucky  
Wuerffel Trophy – Tim Tebow, QB, Florida

#### 2009

National Football Foundation Scholar-Athlete – Tim Tebow, QB, Florida  
NFF William V. Campbell Trophy – Tim Tebow, QB, Florida  
CoSIDA/ESPN The Magazine Academic All-America First Team – Tim Tebow, QB, Florida; Colin Peek, TE, Alabama  
CoSIDA/ESPN The Magazine Academic All-America of the Year – Tim Tebow, QB, Florida  
AFCA Good Works Team – Tim Tebow, QB, Florida; Jeff Owens, DL, Georgia

#### 2010

National Football Foundation Scholar-Athlete – Greg McElroy, QB, Alabama; Derek Sherrod, OT, Mississippi State  
CoSIDA/ESPN Academic All-America First Team – Greg McElroy, QB, Alabama; Barrett Jones, OL, Alabama; Drew Butler, P, Georgia

#### 2011

National Football Foundation Scholar-Athlete - Drew Butler, P, Georgia  
Capital One/CoSIDA Academic All-America First-Team - Barrett Jones, OL, Alabama; Drew Butler, P, Georgia  
AFCA Good Works Team - Aron White, TE, Georgia; Jacob Lewellen, DL, Kentucky  
ARA Sportsmanship Award -- Barrett Jones, OL, Alabama

#### 2012

National Football Foundation Scholar-Athlete - Barrett Jones, C, Alabama  
NFF William V. Campbell Trophy - Barrett Jones, C, Alabama  
Capital One/CoSIDA Academic All-America First-Team - Barrett Jones, C, Alabama; Dylan Breeding, P, Arkansas  
AFCA Good Works Team - Barrett Jones, C, Alabama; Philip Luttenkirchen, TE, Auburn; Aaron Murray, QB, Georgia

#### 2013

National Football Foundation Scholar-Athlete - Aaron Murray, QB, Georgia  
Capital One/CoSIDA Academic All-America First-Team - Aaron Murray, QB, Georgia;  
AFCA Good Works Team - Carey Spear, PK, Vanderbilt

#### 2014

AFCA Good Works Team - Deterrian Shackelford, Ole Miss (Captain); Chris Conley, Georgia; Andrew East, Vanderbilt; Max Godby, Kentucky  
Community Spirit Award - Dylan Thompson, South Carolina  
Pop Warner Award - Max Garcia, Florida  
NFF Legacy Award - Mike McNeely, Florida

#### 2015

Lowe's Senior CLASS Award - Dak Prescott, Mississippi State  
AFCA Good Works Team - Jonathan Wallace, Auburn; Malcolm Mitchell, Georgia (Captain); Landon Foster, Kentucky  
CoSIDA Academic All-America First-Team - Landon Foster, Kentucky  
Community Spirit Award - Malcolm Mitchell, Georgia

#### 2016

Lowe's Senior CLASS Award - O.J. Howard, Alabama  
AFCA Good Works Team - Jeb Blazevich, Georgia; Oren Burks, Vanderbilt  
CoSIDA Academic All-America First-Team - Brooks Ellis, LB, Arkansas  
National Football Foundation Scholar-Athlete – Brooks Ellis, LB, Arkansas

#### 2017

AFCA Good Works Team - Daniel Carlson, Auburn; Aaron Davis, Georgia; Courtney Love, Kentucky; Courtney Openshaw, Vanderbilt  
CoSIDA Academic All-America First-Team - John David Moore, TE, LSU; Tyler Stovall, ST, Auburn  
Wuerffel Trophy - Courtney Love, Kentucky

#### 2018

AFCA Good Works Team - Rodrigo Blankenship, Georgia  
CoSIDA Academic All-America First-Team - Miles Butler, Kentucky

#### 2019

Lowe's Senior CLASS Award - Derrick Brown, Auburn  
AFCA Good Works Team - Jake Fromm, Georgia; Landon Young, Kentucky, Spencer Eason-Riddle, South Carolina.  
CoSIDA Academic All-America First-Team - Rodrigo Blankenship, Georgia; Blake Best, Kentucky.

#### 2020

AFCA Good Works Team - Luke Fortner, Kentucky  
CoSIDA Academic All-America First-Team - Mac Jones, Alabama; Austin Williams, Mississippi State; Landon Dickerson, Alabama; Anders Carlson, Auburn.  
Academic All-America® Team Member of the Year - Mac Jones, Alabama.

#### 2021

AFCA Good Works Team - Nakobe Dean, Georgia (Captain); Mac Brown, Ole Miss; Kenneth Horsey, Kentucky; Elijah McAllister, Vanderbilt.  
CoSIDA Academic All-America First-Team - Tyler Badie, Missouri; Austin Williams, Mississippi State; Nick Brahms, Auburn; Anders Carlson, Auburn; Paxton Brooks, Tennessee.

#### 2022

AFCA Good Works Team - Anders Carlson, Auburn; Kearis Jackson, Georgia, Mark Stoops, Kentucky (Honorary Head Coach).  
CoSIDA Academic All-America First-Team - Will Levis, Kentucky; Austin Williams, Mississippi State; Brock Bowers, Georgia; Anders Carlson, Auburn  
Academic All-America® Team Member of the Year - Will Levis, Kentucky.  
National Football Foundation Scholar-Athlete - Austin Williams, Mississippi State;  
Anders Carlson, Auburn.

#### 2023

AFCA Good Works Team - Mekhi Wingo, LSU; Ladd McConkey, Georgia.  
CoSIDA Academic All-America First-Team - Seth McLaughlin, Alabama; Hudson Clark, Arkansas; Darius Robinson, Missouri; Matthew Hayball, Vanderbilt.  
National Football Foundation Scholar-Athlete - Ladd McConkey, Georgia.

The SEC leads all conferences with 84 selections to the Allstate AFCA Good Works Team since it began in 1992. Super Bowl XLII, XLVI and XLI champion quarterbacks Eli and Peyton Manning were members of the 2002 and 1997 Allstate AFCA Good Works Teams, respectively.

# 2024 SEC Football

## SEC FOOTBALL

### SEC IN THE NFL

- The Southeastern Conference led the nation yet again in 2024 with 439 former players on opening weekend 53-man active rosters, including injured reserve.
- The SEC has had more of its former players on NFL rosters in the last 10 seasons than any other conference. Since 2012, the SEC has averaged 368 players per year on NFL opening weekend rosters.
- During the last 20 completed NFL seasons (2005-24), the SEC had had five of its former players named NFL MVP (2005 – Shaun Alexander, RB, Alabama with Seattle; 2008-09-13, Peyton Manning, QB, Tennessee with Indianapolis and Denver; 2015, Cam Newton, QB, Auburn with Carolina).
- During the last 18 Super Bowls (2006-24), three former SEC players have been named game MVP five times (2006 – Hines Ward, WR, Georgia with Pittsburgh; 2007 – Peyton Manning, QB, Tennessee with Indianapolis; 2008 and 2012 – Eli Manning, QB, Ole Miss with New York Giants. Von Miller of Texas A&M was named MVP of Super Bowl 50, although his final year was the Aggies final season prior to joining the SEC.

### SEC ON NFL ROSTERS

| 2013 | 2014 | 2015 | 2016 | 2017 | 2018 | 2019 | 2020 | 2021 | 2022 | 2023 |
|------|------|------|------|------|------|------|------|------|------|------|
| 340  | 345  | 355  | 362  | 368  | 379  | 432  | 356  | 363  | 369  | 372  |

- The SEC led the nation's conferences in NFL Draft picks for the 17th consecutive year in 2023 with 62 selections, just three less than the SEC and national record set one year ago.
- This marks the ninth straight year for the SEC to see 50 or more players taken in the NFL Draft. Only three times in the last 28 years has another conference other than the SEC seen 50 or more players drafted.
- A total of 13 SEC teams had selections in the 2023 NFL Draft.
- This is the seventh consecutive year the SEC has seen 25 or more players selected through the first three rounds of the NFL Draft. A total of 31 selections from the SEC were made in the first three rounds in 2023. The most ever by a league outside the SEC is 25.
- The SEC has averaged over 50 selections per draft since 2006.
- Alabama and Georgia led the SEC and the nation with 10 players drafted. It was the sixth consecutive season that a SEC program led the nation in overall selections. It's also the fifth time in the last six years that the program leading the country in draft picks was Alabama or Georgia.
- The two-time reigning national champion Bulldogs set two new records for the most players selected across two drafts (25) and three drafts (34). This year's 10-player UGA class followed the record-setting 15 players selected in 2022 with nine more chosen in 2021.
- For the 12th time in the last 13 years, the SEC once again tied or led the nation in First Round NFL Draft selections, as the league produced nine opening-round draft picks.
- During the last 19 NFL Drafts, the SEC has a nation-leading 168 players taken in the opening round, an average of nearly nine per season.
- Bryce Young is the third No. 1 overall pick from the SEC in the last four NFL Drafts and fifth in the last 10 years.
- This is the second consecutive year that two of the first three selections in the NFL Draft are from the SEC.
- This is the second time in the last four NFL Drafts that two SEC quarterbacks were selected in the Top 5.
- For the third time in the last four NFL Drafts, at least half of the Top 10 selections were from the SEC.
- The SEC had eight of the first 16 selections of the 2023 NFL Draft.
- The SEC now has 144 First Round NFL Draft selections since 2010.
- Since 2010, the SEC has over double (144) the total amount of First Round selections than the next closest conference (Big Ten – 73).
- Five different SEC teams (Alabama, Florida, Georgia, Mississippi State, Tennessee) had a player taken in the First Round of the 2023 NFL Draft.
- The SEC now has 55 Top-10 picks since 2009 and 61 since 2007.
- Only four schools nationally have a Top-16 pick in each of the last two NFL Drafts – three of those schools are from the SEC (Alabama, Georgia, Mississippi State).
- Since 2009, Top 10 NFL picks by league: SEC (55); Big 12 (26); ACC (25); Pac-12 (24); B1G (23), Notre Dame (4); AAC (3); MAC (3); BYU (2); Mountain West (1).
- Alabama and Georgia led the SEC with three First Round selections in the 2023 NFL Draft.

Georgia has now seen eight defensive players drafted in the first round the last two years.

- Alabama has had a First-Round selection in each of the past 15 NFL Drafts, the longest streak in SEC and college football history, as well as the most First Round picks nationally since 2007 with 44.

### 2023 FIRST-ROUND SELECTIONS BY CONFERENCE

**SEC: 9**  
 B1G: 9  
 Big 12: 6  
 ACC: 4  
 Pac-12: 3

### FIRST-ROUND SELECTIONS SINCE 2010

**SEC: 144**  
 Big Ten: 73  
 ACC: 68  
 Pac-12: 56  
 Big 12: 48

### SEC FIRST ROUND SELECTIONS SINCE 2010

2023: 9  
 2022: 12  
 2021: 12  
 2020: 15  
 2019: 9  
 2018: 10  
 2017: 12  
 2016: 8  
 2015: 7  
 2014: 11  
 2013: 12  
 2012: 9  
 2011: 11  
 2010: 7

### SEC IN THE NFL SUCCESS

- Former Southeastern Conference football players have had success in the National Football League. Here is a snapshot of that success since 2000.

#### 2000s All-Decade Team

OG - Alan Faneca, LSU (Pittsburgh, N.Y. Jets, Arizona)  
 C - Kevin Mawae, LSU (Seattle, N.Y. Jets, Tennessee)  
 QB - Peyton Manning, Tennessee (Indianapolis)  
 RB - Jamal Lewis, Tennessee (Baltimore, Cleveland)  
 RB - Shaun Alexander, Alabama (Seattle, Washington)  
 DT - Richard Seymour, Georgia (New England, Oakland)  
 CB - Champ Bailey, Georgia (Washington, Denver)

#### NFL MVPs

2003 - Peyton Manning, Indianapolis (Tennessee)  
 Jamal Lewis, Baltimore (Tennessee)  
 2004 - Peyton Manning, Indianapolis (Tennessee)  
 2005 - Shaun Alexander, Seattle (Alabama)  
 2008 - Peyton Manning, Indianapolis (Tennessee)  
 2009 - Peyton Manning, Indianapolis (Tennessee)  
 2013 - Peyton Manning, Denver (Tennessee)  
 2015 - Cam Newton, Carolina (Auburn)

#### Super Bowl MVPs

XL - Hines Ward, Pittsburgh (Georgia)  
 XLI - Peyton Manning, Indianapolis (Tennessee)  
 XLII - Eli Manning, New York Giants (Ole Miss)  
 XLVI - Eli Manning, New York Giants (Ole Miss)  
 50 - \*Von Miller, Denver Broncos (Texas A&M)

\*-Final season at Texas A&M was season prior to school joining the SEC.

A total of 24 former players from current Southeastern Conference institutions are on the active rosters of the Kansas City Chiefs and San Francisco 49ers, the two National Football League teams who will square off in Super Bowl LVIII on February 11. That number reflects players on active rosters only and does not include any injured reserve or practice squad players.

An additional six former players are on practice squads/injured reserve for the two remaining teams, bringing the total number of former SEC players represented to 30.

Florida and Georgia lead the SEC with five former players represented in the Super Bowl, with all five former Bulldogs on active rosters.

Thirteen SEC schools will have at least one former player represented in the Super Bowl. Georgia and LSU are tied for the nation's longest active streak of 23 consecutive seasons with at least one former player on one of the Super Bowl rosters.

### Total 2023 NFL Draft Picks:

(Selections Per School in Parenthesis)

**SEC: 62 (4.4)**  
 Big Ten: 55 (3.9)  
 ACC: 32 (2.3)  
 Big 12: 30 (3.0)  
 Pac-12: 27 (2.3)  
 AAC: 10  
 Sun Belt: 9  
 Independent: 7  
 MAC: 7  
 MWC: 5  
 CUSA: 3  
 FCS/DII: 12

## 2024 SEC FOOTBALL LEGENDS CLASS

BIRMINGHAM, Ala. (October 22, 2024) – The Southeastern Conference on Tuesday announced its 2024 SEC Football Legends class presented by T-Mobile, an assemblage of former football standouts who will be honored at events surrounding the SEC Football Championship Game in Atlanta in December.

The 2024 Football Legends class includes 16 former stars who excelled on the gridiron and helped write the rich history of the sport at their respective institutions, and is the first to include representatives from new members Oklahoma and Texas. This year's class includes All-Americans, All-SEC selections, Academic All-Americans, NFL standouts and NFL first round draft picks. The group represents teams that won SEC Championships, claimed Super Bowl titles and are represented in state, school and college football halls of fame.

Combined, this class of legends was responsible for nearly 2,300 points scored and nearly 1,000 tackles on defense. Together they caught passes for more than 5,000 yards, rushed for more than 7,000 yards and passed for nearly 30,000 yards.

The class will be honored at the 2024 SEC Football "Weekend of Champions" December 6-7 in Atlanta, Ga, highlighted by the annual SEC Legends Celebration presented by T-Mobile on Friday, December 6 at the College Football Hall of Fame in Atlanta. The group will also be recognized prior to the SEC Football Championship Game, which will be held at Mercedes-Benz Stadium on Saturday, December 7.

Below is a listing and biographies of the 2024 SEC Football Legends:

- Alabama – Barrett Jones, Offensive Lineman, 2009-12
- Arkansas – Ken Hamlin, Free Safety, 2000-02
- Auburn – Marcus McNeill, Offensive Tackle, 2002-2005
- Florida – Rex Grossman, Quarterback, 2000-02
- Georgia – Terrence Edwards, Receiver, 1999-2002
- Kentucky – Dicky Lyons Sr., Tailback/Receiver/All-Purpose, 1966-68
- LSU – Andrew Whitworth, Offensive Tackle, 2002-05
- Ole Miss – Dexter McCluster, Running Back, 2006-09
- Mississippi State – Fletcher Cox, Defensive Lineman, 2009-11
- Missouri – Chase Daniel, Quarterback, 2005-08
- Oklahoma – Barry Switzer, Head Coach, 1973-88
- South Carolina – Corey Miller, Defensive End, 1987-90
- Tennessee – Eric Berry, Defensive Back, 2007-09
- Texas – Vince Young, Quarterback, 2002-05
- Texas A&M – Luke Joeckel, Offensive Tackle, 2010-12
- Vanderbilt – Ricky Anderson, Punter/Kicker, 1981-84

### Alabama – Barrett Jones, Offensive Lineman, 2009-12

Barrett Jones helped lead Alabama to three national championships in his four years as a starter on the Crimson Tide offensive line. He started 50 career games, playing three different positions (tackle, guard, center). A three-time All-America honoree, he earned first-team honors his final two seasons at Alabama and was named the 2011 winner of the Outland Trophy, presented annually to the nation's top interior lineman. A standout in the classroom as well, Jones was the only four-time Academic All-American in the history of Alabama football. Named the 2012 Academic All-American of the Year across all sports, he earned the NCAA Top 10 Award in 2012 along with an NCAA Postgraduate Scholarship. He was also honored as the 2012 William V. Campbell Trophy winner, known as the "Academic Heisman." The 2013 SEC H. Boyd McWhorter Male Scholar-Athlete of the Year, the conference's top scholar-athlete across all sports, he finished his four years at Alabama with a perfect 4.0 grade-point average. Drafted by the St. Louis Rams, Jones spent 3.5 years playing in the NFL, including stints with the Steelers, Bears and Eagles, along with the Rams. Jones currently lives in Memphis, Tenn., with his wife Katie and their three children, where he works as a financial advisor for SFP Private Wealth.

### Arkansas - Ken Hamlin, Free Safety, 2000-02

Ken Hamlin finished his career as Arkansas' record holder in tackles despite playing only three seasons from 2000-02. He racked up 381 career tackles before entering the NFL Draft following his junior campaign. His 381 tackles still rank fourth in UA history. In his final collegiate season, he earned first-team All-America and first-team All-SEC recognition. Hamlin earned first-team All-SEC honors and honorable mention All-America accolades in 2001 after he turned in his second straight 100+ tackle campaign. In 2000, he earned freshman All-America honors and a spot on the SEC All-Freshman Team. Hamlin recorded nine career interceptions after tying for the team lead in each of his three seasons. He helped lead Arkansas to three straight bowl games during his career and an SEC Western Division title in 2002. The Seattle Seahawks drafted him in the 2003 NFL Draft, and he played for the Seahawks from 2003-06. Hamlin played for the Dallas Cowboys from 2007-10 and earned a trip to the 2007 Pro Bowl. He finished his eight-year NFL career with the Baltimore Ravens and the Indianapolis Colts. He played 105 career games in the NFL racking up 489 tackles, 50 pass deflections, 15 interceptions and five sacks. Hamlin was inducted into the University of Arkansas Sports Hall of Honor in 2017.

### Auburn - Marcus McNeill, Offensive Tackle, 2002-2005

Marcus McNeill was a two-time All-American offensive tackle for the Auburn Tigers from 2002-05. McNeill earned All-America honors in 2004 and 2005, becoming the program's first player since Ed King to earn the prestigious honors in consecutive years. In 2004, he helped pave the way for one of the best offenses in program history while winning the SEC Championship with an undefeated season. That season, McNeill became the first Tiger offensive lineman to receive All-America honors since 1997 and was a consensus All-American as a senior in 2005. McNeill was a first-team All-SEC selection in 2004 and 2005 and earned the Jacobs Trophy as the SEC's top blocker following his senior campaign when he was also a finalist for the Outland Trophy. A native of Decatur, Georgia, McNeill was a four-year starter and did not allow a sack in 43 consecutive games. Following his college career, McNeill was named to Auburn's Team of the Decade for the 2000s. McNeill was selected in the second round of the 2006 NFL Draft by the San Diego Chargers. In his rookie season, McNeill finished fourth in voting for the 2006 NFL Offensive Rookie of the Year and was named to the Pro Bowl. McNeill's NFL career spanned six seasons with the Chargers and was cut short by injuries which forced him to retire in 2012.

### Florida - Rex Grossman, Quarterback, 2000-02

Rex Grossman was considered one of the nation's premier quarterbacks in his three years at Florida from 2000-02, finishing second in the Heisman Trophy as a sophomore in 2001 and receiving the 2001 AP National Player of the Year Award. He started each of his last 30 regular season games, going 23-8 record as a starter. The holder of 18 UF records, he completed 677 of 1,110 passes for 9,164 yards and 77 touchdowns in his career. Grossman had a school-record 17 career 300-plus yard passing games, and became the first Gator to throw for 300-plus yards in more than three consecutive games (first nine game of 2001) and he owns five of the top 16 single game passing yardage totals. Grossman finished second in the 2001 Heisman Trophy balloting, only the fifth sophomore ever to finish in the top two, and he was a finalist for the Walter Camp Award, Maxwell Award, and O'Brien Award in 2001 while earning Associated Press National Player of the Year honors. Grossman declared for the NFL Draft after his junior season and was drafted in the first round by the Chicago Bears with the 22nd overall choice in the 2003 NFL Draft. He played nine seasons in the NFL for Chicago, Houston and Washington, leading the Bears to an appearance in Super Bowl XLI.

### Georgia - Terrence Edwards, Receiver, 1999-2002

Terrence Edwards led Georgia in receiving for four consecutive seasons from 1999-2002, starting with an All-SEC Freshman campaign that ranks third in school history with 53 catches. He remains the only Bulldog to have a 1,000-yard season after catching passes for 1,004 in 2002 to earn All-SEC First Team honors as a senior. He also

## 2024 SEC FOOTBALL LEGENDS CLASS

caught 11 touchdown passes his senior season. Edwards finished his career with school records in career receptions (204, No. 10 in SEC history), career receiving yards (3,093, No. 4 in SEC history after initially being a conference record that stood for 11 years) and career receiving touchdowns (30, No. 4 in SEC history). After going undrafted in the 2003 NFL Draft, he signed with the Atlanta Falcons. He spent 11 years in the NFL and CFL, becoming a standout in Canada. He played for the CFL's Winnipeg Blue Bombers and Montreal Alouettes, and he was a five-time CFL All-Star and inducted into the Blue Bombers Hall of Fame in 2017. Edwards graduated with a degree from the University of Georgia in Housing in 2012 and was inducted into the Georgia/Florida Hall of Fame. He is the younger brother of Robert Edwards, a former first round pick of the New England Patriots and also a CFL veteran with Toronto and Montreal.

### **Kentucky – Dicky Lyons Sr., Tailback/Receiver/Kick Returner/Defensive Back/Punter/Kicker, 1966-68**

Known as one of the greatest punt and kickoff return aces in Southeastern Conference history, Dicky Lyons was also one of the most versatile athletes in SEC annals as he lettered three years at running back, receiver, kick returner, punter, kicker and defensive back at Kentucky from 1966-68. Lyons was named first-team All-Southeastern Conference as a junior and senior and earned second-team all-league honors as a sophomore. Lyons was the first player in SEC history with 1,000 yards rushing, 1,000 yards in punt returns and 1,000 yards in kickoff returns. He set an SEC record for most return yardage in a game when he racked up 235 yards of punt and kickoff returns against LSU in 1967. Lyons' career punt return average of 15.4 yards per return was one of the best in Kentucky and SEC annals. Lyons was selected in the fourth round of the 1969 NFL/AFL Draft and went on to play for the New Orleans Saints. He also played in the Canadian Football League and the World Football League. Lyons was named to Kentucky's All-Time Team during the 100th season of UK football and his jersey has been retired by the school. Lyons' son, Dicky Lyons Jr., was a star wide receiver for the Wildcats from 2004-08.

### **LSU - Andrew Whitworth, Offensive Tackle, 2002-05**

Andrew Whitworth was a four-year starter at offensive tackle at LSU from 2002-05, earning first-team All-SEC honors in 2004 and 2005. A starter on LSU's national championship team in 2003, he played in two SEC Championship Games, winning the league title in 2003. Whitworth was named second-team All-America as a senior in 2005 after earning Freshman All-America honors in 2002. He started in 52 straight games at left tackle for the Tigers, at the time the second-longest streak in FBS history. He never missed a game in college, helping LSU to a 41-11 overall mark during his four years with the Tigers. He was selected in the second round of the 2006 NFL Draft by the Cincinnati Bengals and spent 16 seasons in the NFL (11 with Cincinnati, 5 with Los Angeles Rams). He retired following the 2021 season as the oldest offensive tackle in NFL history and he was also the oldest offensive lineman to win a Super Bowl, doing so at 40 years of age. He was twice named first-team All-Pro (2015, 2017) and was selected for the Pro Bowl 4 times (2012, 2015, 2016, 2017). Whitworth won the NFLPA Alan Page Community Award in 2019 and was named the Walter Payton NFL Man of the Year in 2021. He currently serves as an analyst on Amazon's Thursday Night Football crew.

### **Ole Miss – Dexter McCluster, Running Back, 2006-09**

Dexter McCluster was a standout running back for Ole Miss from 2006-09. He finished No. 2 on the Ole Miss career all-purpose yardage list with 4,089, behind only Deuce McAllister's 4,889 (1997-2000) and he ranks seventh among the all-time Rebel rushers with 1,955 yards. In his senior year he became the first player in SEC history with 1,000 rushing yards (1,169) and 500 receiving yards (520) in the same season. McCluster became just the second back-to-back offensive MVP in the 74-year history of the Cotton Bowl Classic, joining SMU's Doak Walker in 1948-49. He was a third team All-America by the Associated Press, a two-time All-SEC honoree as an all-pur-

pose player and he also earned All-SEC accolades as both a wide receiver (2008, 2009) and running back (2009). He competed in the 2010 Senior Bowl following his senior year and totaled three receptions for 30 yards, three rushes for four yards and three kick returns for 66 yards, then was selected in the second round (36th overall) of the 2010 NFL Draft by the Kansas City Chiefs and played in 89 games over six seasons for the Chiefs, Tennessee Titans and San Diego Chargers. He was inducted into the Ole Miss M-Club Hall of Fame in 2022 and the Cotton Bowl Hall of Fame in 2021.

### **Mississippi State – Fletcher Cox, Defensive Lineman, 2009-11**

Fletcher Cox was a three-year standout on the defensive line for Mississippi State and an All-American in his 2011 senior season. He was named to both the AP and Coaches' All-Southeastern Conference teams following his junior season and was a prominent figure on the State defense throughout his career. Cox helped lead the Bulldogs to Egg Bowl victories in each of his three seasons, as well as victories in the 2011 Gator Bowl and the 2012 Music City Bowl. A prized recruit in high school, he burst onto the scene at Mississippi State by earning Freshman All-Southeastern Conference honors in 2009. He started 25 games throughout his decorated career with the Bulldogs, racking up 114 total tackles, 24.5 tackles for loss, 8.5 sacks and a school-record five blocked kicks and he was a four-time SEC Defensive Lineman of the Week. Cox was selected by Philadelphia with the No. 12 overall pick in the 2012 NFL Draft and played 12 seasons for the Eagles. One of the great Eagles defenders of the franchise's rich history, he played in a franchise record six Pro Bowls, was a six-time NFL Top 100 selection, four-time NFL All-Pro and he played for Philly's Super Bowl LII title team en route to being named to the 2010's NFL All-Decade Team.

### **Missouri – Chase Daniel, Quarterback, 2005-08**

Chase Daniel is among the most decorated student-athletes in Missouri history. Mizzou's quarterback from 2005-08, he rewrote the program's record books and helped reshape the landscape of Missouri football. He finished his career with 12,515 passing yards, 101 passing touchdowns and a completion percentage of 68 percent — which all stood as program records when the 2024 season began. He was also the first Mizzou quarterback to throw for more than 4,000 yards in a season — and did it twice. As a junior in 2007, Daniel guided Mizzou to the No. 1 ranking in the national polls late in the regular season and finished fourth in the Heisman Trophy voting, the program's highest finisher since 1939. A standout in the classroom as well, he was named a National Football Foundation scholar-athlete. Unselected in the 2009 NFL Draft, he signed with Washington and later joined the New Orleans Saints, where he spent five of his 14 NFL seasons, earning a Super Bowl championship ring as a rookie backup. Over the next decade-plus, he carved out a successful career with Kansas City, Philadelphia, Chicago, Detroit and the LA Chargers. Upon retirement following the 2022 season, Daniel launched a successful media career as a TV analyst and podcast host. He is a member of the University of Missouri Intercollegiate Athletics Hall of Fame and Missouri Sports Hall of Fame.

### **Oklahoma – Barry Switzer, Head Coach, 1973-88**

Barry Switzer was head coach at Oklahoma from 1973-88, leading the Sooners to two undefeated seasons (1973, 1974) while winning national championships in 1974, 1975 and 1985. During his 16-year career at Oklahoma, the Sooners won or shared 12 Big Eight Conference championships, including every season from 1973 to 1980. Switzer finished his head coaching career with a 157-29-4 record, good for an .837 winning percentage, the fourth highest among NCAA I-A coaches at the time. His Sooner teams were ranked in the AP Top 5 for 148 weeks and were ranked No. 1 for 43 weeks. Twelve of his 16 squads finished their season ranked in the AP Top 10 and nine in the AP Top 3. His players earned 28 consensus All-America honors, including 1978 Heisman Trophy-winner Billy Sims. Before becoming a head coach, he served as a graduate assistant at Arkansas then joined OU as an assistant coach in 1966 and became offensive coordinator in 1967. He was elevated to head coach in 1973 and went undefeated in his first 30 games, going 29-0-1. Switzer also served four years as



## 2024 SEC FOOTBALL LEGENDS CLASS

head coach of the NFL's Dallas Cowboys and led them to a win in Super Bowl XXX. He was the second of only three coaches to win both a college football national championship and a Super Bowl title. Switzer was inducted into the Oklahoma, the Oklahoma Sports and the College Football halls of fame.

### **South Carolina – Corey Miller, Defensive End, 1987-90**

Corey Miller was a standout defensive end for the Gamecocks from 1987-90 who went on to a successful NFL career. Miller earned All-South Independent honors as a defensive end in both 1989 and 1990. During his career he totaled 187 tackles with 15 tackles for loss and 10 sacks. Selected as Carolina's Outstanding Defensive Player in 1989 and a team captain in 1990, he played in the Blue-Gray All-Star game following his senior campaign. Miller was selected by the New York Giants in the sixth round of the 1991 NFL Draft and logged seven seasons with the Giants from 1991-98 before wrapping up his playing days with the Minnesota Vikings in 1999. In his NFL career he collected 253 tackles including 14 quarterback sacks, six forced fumbles and seven interceptions. Miller was inducted into the South Carolina Lettermen's Hall of Fame in 2022. He became an ordained minister in 2003 and was given the "Pastor of Pain" nickname while working in the media by a local radio personality. He has worn many hats since then, working as a motivational speaker, mentoring athletes, as well as different opportunities working in sports media on radio and television. He currently does prison ministry and volunteers at Allen University in Columbia where he provides counseling and chapel services for student-athletes.

### **Tennessee – Eric Berry, Defensive Back, 2007-09**

Eric Berry was a two-time unanimous All-America defensive back for Tennessee from 2007-09, the only player in Vol history to be named All-America twice. In 2009, he became the first player in school history to claim the Jim Thorpe Award as the nation's top defensive back after being a finalist in 2008. A finalist for the 2009 Nagurski Trophy, he also twice claimed the Jack Tatum Award as the nation's top defensive back. A three-time All-SEC selection, Berry was named the SEC Defensive Player of the Year in 2008 after leading the conference with seven interceptions. Berry's tenure in Rocky Top established him as the SEC's all-time leader in career interception return yards (494) and single-season interception return yards (265 in 2008). He also holds the Vol record for career yards (35.3) per interception. His 14 career interceptions ranks tied for fifth in UT career picks. Berry became the highest drafted Vol defensive player since Reggie White (1984) when he was selected with the fifth overall pick in the first round of the 2010 NFL Draft by Kansas City. Berry played with the Chiefs until 2018, making five Pro Bowl appearances and earning first team All-Pro honors three times. After being diagnosed with Hodgkin's lymphoma in 2014, he was named the 2015 NFL Comeback Player of the Year. In December 2023, Berry was enshrined in the College Football Hall of Fame.

### **Texas – Vince Young, Quarterback, 2002-05**

One of the most exciting players the game has ever seen as a quarterback at Texas from 2002-05, Vince Young turned in one of the greatest individual seasons in college football history in 2005. A consensus First Team All-American in 2005, Young was the runner-up for the Heisman Trophy while claiming the Davey O'Brien and Maxwell awards. That season, the unanimous Big 12 Player of the Year led the Longhorns to a perfect 13-0 season, winning the BCS National Championship Game against USC in the 2006 Rose Bowl. The win capped a remarkable season that saw Young become the first player in FBS history with more than 3,000 passing yards and 1,000 rushing yards in a single-season. Boasting a 30-2 record as a starter, Young owns multiple Longhorn records. Young became just the fourth player in FBS history to pass for 6,000 yards and rush for 3,000 yards in a career. A member of the Longhorn Hall of Honor, his No. 10 jersey is one of only six retired by Texas, and he is enshrined in the College Football, Rose Bowl, State of Texas Sports and Texas High School Football halls of fame. The Tennessee Titans selected Young with the third overall pick in the 2006 NFL Draft, and he played six seasons in the league with the Titans and Philadelphia

Eagles. The 2006 NFL Offensive Rookie of the Year was selected to two Pro Bowls, becoming the first rookie quarterback to play in the game.

### **Texas A&M – Luke Joeckel, Offensive Tackle, 2010-12**

Luke Joeckel started for three seasons at left offensive tackle for Texas A&M from 2010-12. He started his first game in 2010 and made 39 straight starts, earning three letters, at left tackle protecting the likes of quarterbacks Ryan Tannehill and Johnny Manziel, who became the first freshman to win the Heisman Trophy. Joeckel became one of the most imposing and decorated offensive linemen in program history. Joeckel earned Freshman All-Conference honors in 2010 and then All-Conference honors in 2011 and was named first-team All-SEC in 2012 and earned the SEC's Jacobs Blocking Trophy awarded to the top offensive lineman in the conference. Luke would go on to earn the 2012 Outland Trophy presented to the nation's top interior lineman as well as earning unanimous All-America honors. During Joeckel's playing days in Aggieland, the Texas A&M offense outscored opponents 2-to-1 and led the SEC in 2012 in rushing yards, passing yards, scoring offense and total offense. After his junior season, Joeckel declared for the NFL draft and was the No. 2 selection in the first round of the 2013 NFL draft by the Jacksonville Jaguars. Joeckel played five years in the NFL with the Jaguars and the Seattle Seahawks but injuries cut short his NFL career. He followed up and earned his degree from the Mays Business School at Texas A&M.

### **Vanderbilt – Ricky Anderson, Punter/Kicker, 1981-84**

Ricky Anderson arrived on the Vanderbilt campus as a walk-on and four years later he departed as the nation's top punter-kicker and a consensus All-American. Anderson's 1984 senior season was remarkable. As a punter, he topped the nation with a 48.2-yard average, a mark that remained as the highest yearly punting average in the SEC for 34 years and still stands second in league history. Along the way, he booted a school-record 82-yard punt against Georgia, a mark which still stands. In addition, Anderson made a school-record 16 field goals, a record that stood until 2012. Following the 1984 season, he was named a unanimous First Team All-American and All-SEC selection. Anderson departed Vanderbilt with several records as both a punter and kicker. He was the career punting average leader (45.6 yards per punt) for nearly four decades and he set a school scoring record with 192 career points which stood for over 15 years. He made 40 career field goals, also a school record at the end of his career and now third all-time. Anderson is still tied for a school record with five field goal attempts in a game, while his 57 career field goal attempts were a school record and still stands third all-time. He was selected to both the Senior Bowl and East-West Shrine Game before being selected in the 11th round of the 1985 NFL Draft by the then-St. Louis Cardinals.

--sec--

## 2025 SEC FOOTBALL WEEKLY SCHEDULE

### August 30

Alabama at Florida State  
Alabama A&M at Arkansas  
Auburn at Baylor  
Long Island at Florida  
Marshall at Georgia  
Toledo at Kentucky  
LSU at Clemson  
Georgia State at Ole Miss  
Mississippi State at Southern Miss  
Central Arkansas at Missouri  
Illinois State at Oklahoma  
Tennessee vs. Syracuse (Atlanta)  
Texas at Ohio State  
UTSA at Texas A&M  
Charleston Southern at Vanderbilt

### August 31

South Carolina vs. Virginia Tech (Atlanta)

### September 6

UL-Monroe at Alabama  
Arkansas State at Arkansas (Little Rock)  
Ball State at Auburn  
South Florida at Florida  
Austin Peay at Georgia  
Ole Miss at Kentucky  
Louisiana Tech at LSU  
Arizona State at Mississippi State  
Kansas at Missouri  
Michigan at Oklahoma  
South Carolina State at South Carolina  
East Tennessee State at Tennessee  
San Jose State at Texas  
Utah State at Texas A&M  
Vanderbilt at Virginia Tech

### September 13

Wisconsin at Alabama  
South Alabama at Auburn  
Eastern Michigan at Kentucky  
Florida at LSU  
Arkansas at Ole Miss  
Alcorn State at Mississippi State  
UL-Lafayette at Missouri  
Oklahoma at Temple  
Vanderbilt at South Carolina  
Georgia at Tennessee  
UTEP at Texas  
Texas A&M at Notre Dame

### September 20

Arkansas at Memphis  
Florida at Miami  
Southeastern Louisiana at LSU  
Tulane at Ole Miss  
Northern Illinois at Mississippi State

South Carolina at Missouri  
Auburn at Oklahoma  
UAB at Tennessee  
Georgia State at Vanderbilt

### September 27

Notre Dame at Arkansas  
Alabama at Georgia  
LSU at Ole Miss  
Tennessee at Mississippi State  
UMass at Missouri  
Kentucky at South Carolina  
Sam Houston at Texas  
Auburn at Texas A&M  
Utah State at Vanderbilt

### October 4

Vanderbilt at Alabama  
Texas at Florida  
Kentucky at Georgia  
Kent State at Oklahoma  
Mississippi State at Texas A&M

### October 11

Georgia at Auburn  
South Carolina at LSU  
Washington State at Ole Miss  
Alabama at Missouri  
Arkansas at Tennessee  
Oklahoma vs. Texas (Dallas)  
Florida at Texas A&M

### October 18

Tennessee at Alabama  
Texas A&M at Arkansas  
Missouri at Auburn  
Mississippi State at Florida  
Ole Miss at Georgia  
Texas at Kentucky  
Oklahoma at South Carolina  
LSU at Vanderbilt

### October 25

Auburn at Arkansas  
Tennessee at Kentucky  
Texas A&M at LSU  
Texas at Mississippi State  
Ole Miss at Oklahoma  
Alabama at South Carolina  
Missouri at Vanderbilt

### November 1

Mississippi State at Arkansas  
Kentucky at Auburn  
Georgia vs. Florida (Jacksonville)  
South Carolina at Ole Miss  
Oklahoma at Tennessee  
Vanderbilt at Texas

### November 8

LSU at Alabama  
Florida at Kentucky  
The Citadel at Ole Miss  
Georgia at Mississippi State  
Texas A&M at Missouri  
Auburn at Vanderbilt

### November 15

Oklahoma at Alabama  
Texas at Georgia  
Tennessee Tech at Kentucky  
Arkansas at LSU  
Florida at Ole Miss  
Mississippi State at Missouri  
New Mexico State at Tennessee  
South Carolina at Texas A&M

### November 22

Eastern Illinois at Alabama  
Mercer at Auburn  
Tennessee at Florida  
Charlotte at Georgia  
Western Kentucky at LSU  
Missouri at Oklahoma  
Coastal Carolina at South Carolina  
Arkansas at Texas  
Samford at Texas A&M  
Kentucky at Vanderbilt

### November 29

Missouri at Arkansas  
Alabama at Auburn  
Florida State at Florida  
Georgia vs. Georgia Tech (Atlanta)  
Kentucky at Louisville  
Ole Miss at Mississippi State  
LSU at Oklahoma  
Clemson at South Carolina  
Vanderbilt at Tennessee  
Texas A&M at Texas

### December 6

SEC Football Championship (Atlanta)

## 2025 SEC FOOTBALL TEAM-BY-TEAM SCHEDULE

### ALABAMA

Aug. 30 at Florida State  
 Sept. 6 UL-MONROE  
 Sept. 13 WISCONSIN  
 Sept. 20 Open Date  
 Sept. 27 at Georgia  
 Oct. 4 VANDERBILT  
 Oct. 11 at Missouri  
 Oct. 18 TENNESSEE  
 Oct. 25 at South Carolina  
 Nov. 1 Open Date  
 Nov. 8 LSU  
 Nov. 15 OKLAHOMA  
 Nov. 22 EASTERN ILLINOIS  
 Nov. 29 at Auburn

### ARKANSAS

Aug. 30 ALABAMA A&M  
 Sept. 6 ARKANSAS ST. (Little Rock)  
 Sept. 13 at Ole Miss  
 Sept. 20 at Memphis  
 Sept. 27 NOTRE DAME  
 Oct. 4 Open Date  
 Oct. 11 at Tennessee  
 Oct. 18 TEXAS A&M  
 Oct. 25 AUBURN  
 Nov. 1 MISSISSIPPI STATE  
 Nov. 8 Open Date  
 Nov. 15 at LSU  
 Nov. 22 at Texas  
 Nov. 29 MISSOURI

### AUBURN

Aug. 30 at Baylor  
 Sept. 6 BALL STATE  
 Sept. 13 SOUTH ALABAMA  
 Sept. 20 at Oklahoma  
 Sept. 27 at Texas A&M  
 Oct. 4 Open Date  
 Oct. 11 GEORGIA  
 Oct. 18 MISSOURI  
 Oct. 25 at Arkansas  
 Nov. 1 KENTUCKY  
 Nov. 8 at Vanderbilt  
 Nov. 15 Open Date  
 Nov. 22 MERCER  
 Nov. 29 ALABAMA

### FLORIDA

Aug. 30 LONG ISLAND  
 Sept. 6 SOUTH FLORIDA  
 Sept. 13 at LSU  
 Sept. 20 at Miami  
 Sept. 27 Open Date  
 Oct. 4 TEXAS  
 Oct. 11 at Texas A&M  
 Oct. 18 MISSISSIPPI STATE  
 Oct. 25 Open Date

Nov. 1 vs. Georgia (Jacksonville)  
 Nov. 8 at Kentucky  
 Nov. 15 at Ole Miss  
 Nov. 22 TENNESSEE  
 Nov. 29 FLORIDA STATE

### GEORGIA

Aug. 30 MARSHALL  
 Sept. 6 AUSTIN PEAY  
 Sept. 13 at Tennessee  
 Sept. 20 Open Date  
 Sept. 27 ALABAMA  
 Oct. 4 KENTUCKY  
 Oct. 11 at Auburn  
 Oct. 18 OLE MISS  
 Oct. 25 Open Date  
 Nov. 1 vs. Florida (Jacksonville)  
 Nov. 8 at Mississippi State  
 Nov. 15 TEXAS  
 Nov. 22 CHARLOTTE  
 Nov. 29 vs. Georgia Tech (Atlanta)

### KENTUCKY

Aug. 30 TOLEDO  
 Sept. 6 OLE MISS  
 Sept. 13 EASTERN MICHIGAN  
 Sept. 20 Open Date  
 Sept. 27 at South Carolina  
 Oct. 4 at Georgia  
 Oct. 11 Open Date  
 Oct. 18 TEXAS  
 Oct. 25 TENNESSEE  
 Nov. 1 at Auburn  
 Nov. 8 FLORIDA  
 Nov. 15 TENNESSEE TECH  
 Nov. 22 at Vanderbilt  
 Nov. 29 at Louisville

### LSU

Aug. 30 at Clemson  
 Sept. 6 LOUISIANA TECH  
 Sept. 13 FLORIDA  
 Sept. 20 SOUTHEASTERN LOUISIANA  
 Sept. 27 at Ole Miss  
 Oct. 4 Open Date  
 Oct. 11 SOUTH CAROLINA  
 Oct. 18 at Vanderbilt  
 Oct. 25 TEXAS A&M  
 Nov. 1 Open Date  
 Nov. 8 at Alabama  
 Nov. 15 ARKANSAS  
 Nov. 22 WESTERN KENTUCKY  
 Nov. 29 at Oklahoma

### OLE MISS

Aug. 30 GEORGIA STATE  
 Sept. 6 at Kentucky  
 Sept. 13 ARKANSAS  
 Sept. 20 TULANE  
 Sept. 27 LSU  
 Oct. 4 Open Date  
 Oct. 11 WASHINGTON STATE  
 Oct. 18 at Georgia  
 Oct. 25 at Oklahoma  
 Nov. 1 SOUTH CAROLINA  
 Nov. 8 THE CITADEL  
 Nov. 15 FLORIDA  
 Nov. 22 Open Date  
 Nov. 29 at Mississippi State

### MISSISSIPPI STATE

Aug. 30 at Southern Miss  
 Sept. 6 ARIZONA STATE  
 Sept. 13 ALCORN STATE  
 Sept. 20 NORTHERN ILLINOIS  
 Sept. 27 TENNESSEE  
 Oct. 4 at Texas A&M  
 Oct. 11 Open Date  
 Oct. 18 at Florida  
 Oct. 25 TEXAS  
 Nov. 1 at Arkansas  
 Nov. 8 GEORGIA  
 Nov. 15 at Missouri  
 Nov. 22 Open Date  
 Nov. 29 OLE MISS

### MISSOURI

Aug. 30 CENTRAL ARKANSAS  
 Sept. 6 KANSAS  
 Sept. 13 UL-LAFAYETTE  
 Sept. 20 SOUTH CAROLINA  
 Sept. 27 UMASS  
 Oct. 4 Open Date  
 Oct. 11 ALABAMA  
 Oct. 18 at Auburn  
 Oct. 25 at Vanderbilt  
 Nov. 1 Open Date  
 Nov. 8 TEXAS A&M  
 Nov. 15 MISSISSIPPI STATE  
 Nov. 22 at Oklahoma  
 Nov. 29 at Arkansas

**OKLAHOMA**

Aug. 30 ILLINOIS STATE  
 Sept. 6 MICHIGAN  
 Sept. 13 at Temple  
 Sept. 20 AUBURN  
 Sept. 27 Open Date  
 Oct. 4 KENT STATE  
 Oct. 11 vs. Texas (Dallas)  
 Oct. 18 at South Carolina  
 Oct. 25 OLE MISS  
 Nov. 1 at Tennessee  
 Nov. 8 Open Date  
 Nov. 15 at Alabama  
 Nov. 22 MISSOURI  
 Nov. 29 LSU

**SOUTH CAROLINA**

Aug. 31 vs. Virginia Tech (Atlanta)  
 Sept. 6 SOUTH CAROLINA STATE  
 Sept. 13 VANDERBILT  
 Sept. 20 at Missouri  
 Sept. 27 KENTUCKY  
 Oct. 4 Open Date  
 Oct. 11 at LSU  
 Oct. 18 OKLAHOMA  
 Oct. 25 ALABAMA  
 Nov. 1 at Ole Miss  
 Nov. 8 Open Date  
 Nov. 15 at Texas A&M  
 Nov. 22 COASTAL CAROLINA  
 Nov. 29 CLEMSON

**TENNESSEE**

Aug. 30 vs. Syracuse (Atlanta)  
 Sept. 6 EAST TENNESSEE STATE  
 Sept. 13 GEORGIA  
 Sept. 20 UAB  
 Sept. 27 at Mississippi State  
 Oct. 4 Open Date  
 Oct. 11 ARKANSAS  
 Oct. 18 at Alabama  
 Oct. 25 at Kentucky  
 Nov. 1 OKLAHOMA  
 Nov. 8 Open Date  
 Nov. 15 NEW MEXICO STATE  
 Nov. 22 at Florida  
 Nov. 29 VANDERBILT

**TEXAS**

Aug. 30 at Ohio State  
 Sept. 6 SAN JOSE STATE  
 Sept. 13 UTEP  
 Sept. 20 Open Date  
 Sept. 27 SAM HOUSTON  
 Oct. 4 at Florida  
 Oct. 11 vs. Oklahoma (Dallas)  
 Oct. 18 at Kentucky  
 Oct. 25 at Mississippi State  
 Nov. 1 VANDERBILT  
 Nov. 8 Open Date  
 Nov. 15 at Georgia  
 Nov. 22 ARKANSAS  
 Nov. 29 TEXAS A&M

**TEXAS A&M**

Aug. 30 UTSA  
 Sept. 6 UTAH STATE  
 Sept. 13 at Notre Dame  
 Sept. 20 Open Date  
 Sept. 27 AUBURN  
 Oct. 4 MISSISSIPPI STATE  
 Oct. 11 FLORIDA  
 Oct. 18 at Arkansas  
 Oct. 25 at LSU  
 Nov. 1 Open Date  
 Nov. 8 at Missouri  
 Nov. 15 SOUTH CAROLINA  
 Nov. 22 SAMFORD  
 Nov. 29 at Texas

**VANDERBILT**

Aug. 30 CHARLESTON SOUTHERN  
 Sept. 6 at Virginia Tech  
 Sept. 13 at South Carolina  
 Sept. 20 GEORGIA STATE  
 Sept. 27 UTAH STATE  
 Oct. 4 at Alabama  
 Oct. 11 Open Date  
 Oct. 18 LSU  
 Oct. 25 MISSOURI  
 Nov. 1 at Texas  
 Nov. 8 AUBURN  
 Nov. 15 Open Date  
 Nov. 22 KENTUCKY  
 Nov. 29 at Tennessee



# 2025 SEC FOOTBALL SCHEDULE

As of December 11, 2024



|                   | Aug. 30                       | Sept. 6                     | Sept. 13                   | Sept. 20                     | Sept. 27                     | Oct. 4                      | Oct. 11                    | Oct. 18                 | Oct. 25                      | Nov. 1                         | Nov. 8                 | Nov. 15                        | Nov. 22                      | Nov. 29                      |
|-------------------|-------------------------------|-----------------------------|----------------------------|------------------------------|------------------------------|-----------------------------|----------------------------|-------------------------|------------------------------|--------------------------------|------------------------|--------------------------------|------------------------------|------------------------------|
| ALABAMA           | FLORIDA STATE Tallahassee     | LOUISIANA-MONROE Tuscaloosa | WISCONSIN Tuscaloosa       | MEMPHIS Memphis              | GEORGIA Athens               | VANDERBILT Tuscaloosa       | MISSOURI Columbia          | TENNESSEE Tuscaloosa    | SOUTH CAROLINA Columbia      |                                | LSU Tuscaloosa         | OKLAHOMA Tuscaloosa            | EASTERN ILLINOIS Tuscaloosa  | AUBURN Auburn                |
| ARKANSAS          | ALABAMA A&M Fayetteville      | ARKANSAS STATE Little Rock  | OLE MISS Oxford            | OKLAHOMA Norman              | NOTRE DAME Fayetteville      | TEXAS A&M College Station   | GEORGIA Auburn             | TEXAS A&M Fayetteville  | AUBURN Fayetteville          | MISSISSIPPI STATE Fayetteville | VANDERBILT Nashville   | LSU Baton Rouge                | TEXAS Austin                 | MISSOURI Fayetteville        |
| AUBURN            | BAYLOR Waco                   | BALL STATE Auburn           | SOUTH ALABAMA Auburn       | OKLAHOMA Norman              | TEXAS A&M College Station    | ALABAMA Athens              | GEORGIA Auburn             | MISSOURI Auburn         | ARKANSAS Fayetteville        | KENTUCKY Auburn                | VANDERBILT Nashville   |                                | MERCER Auburn                | ALABAMA Auburn               |
| FLORIDA           | LONG ISLAND Gainesville       | SOUTH FLORIDA Gainesville   | LSU Baton Rouge            | MIAMI Miami                  |                              | TEXAS Gainesville           | TEXAS A&M College Station  | MISSISSIPPI Gainesville |                              | GEORGIA Jacksonville           | KENTUCKY Lexington     | OLE MISS Oxford                | TENNESSEE Gainesville        | FLORIDA STATE Gainesville    |
| GEORGIA           | MARSHALL Athens               | AUSTIN PEAY Athens          | TENNESSEE Knoxville        |                              | ALABAMA Athens               | KENTUCKY Athens             | AUBURN Auburn              | OLE MISS Athens         |                              | FLORIDA Jacksonville           | MISSISSIPPI Starkville | TEXAS Athens                   | CHARLOTTE Athens             | GEORGIA TECH Atlanta         |
| KENTUCKY          | TOLEDO Lexington              | OLE MISS Lexington          | EASTERN MICHIGAN Lexington |                              | SOUTH CAROLINA Columbia      | GEORGIA Athens              |                            | TEXAS Lexington         | TENNESSEE Lexington          | AUBURN Auburn                  | FLORIDA Lexington      | TENNESSEE Tech Lexington       | VANDERBILT Nashville         | LOUISVILLE Louisville        |
| LSU               | CLEMSON Clemson               | LOUISIANA TECH Baton Rouge  | FLORIDA Baton Rouge        | SE LOUISIANA Baton Rouge     | OLE MISS Oxford              |                             | SOUTH CAROLINA Baton Rouge | VANDERBILT Nashville    | TEXAS A&M Baton Rouge        |                                | ALABAMA Tuscaloosa     | ARKANSAS Baton Rouge           | WESTERN KENTUCKY Baton Rouge | OKLAHOMA Norman              |
| OLE MISS          | GEORGIA STATE Oxford          | KENTUCKY Lexington          | ARKANSAS Oxford            | TULANE Oxford                | LSU Oxford                   |                             | WASHINGTON STATE Oxford    | GEORGIA Athens          | OKLAHOMA Norman              | SOUTH CAROLINA Oxford          | THE CITADEL Oxford     | FLORIDA Oxford                 |                              | MISSISSIPPI STATE Starkville |
| MISSISSIPPI STATE | SOUTHERN MISS Hattiesburg     | ARIZONA STATE Starkville    | ALCORN STATE Starkville    | NORTHERN ILLINOIS Starkville | TENNESSEE Starkville         | TEXAS A&M College Station   |                            | FLORIDA Gainesville     | TEXAS Starkville             | ARKANSAS Fayetteville          | GEORGIA Starkville     | MISSOURI Columbia              |                              | OLE MISS Starkville          |
| MISSOURI          | CENTRAL ARKANSAS Columbia     | KANSAS Columbia             | UL-LAFAYETTE Columbia      | SOUTH CAROLINA Columbia, Mo. | UMASS Columbia               |                             | ALABAMA Columbia           | AUBURN Auburn           | VANDERBILT Nashville         |                                | TEXAS A&M Columbia     | MISSISSIPPI STATE Columbia     | OKLAHOMA Norman              | ARKANSAS Fayetteville        |
| OKLAHOMA          | ILLINOIS STATE Norman         | MICHIGAN Norman             | TEMPLE Philadelphia        | AUBURN Norman                | KENTUCKY Columbia            | KENT STATE Norman           | TEXAS Dallas               | SOUTH CAROLINA Columbia | OLE MISS Norman              | TENNESSEE Knoxville            |                        | ALABAMA Tuscaloosa             | MISSOURI Norman              | LSU Norman                   |
| SOUTH CAROLINA    | VIRGINIA TECH Atlanta (8/31)  | SOUTH CAROLINA ST. Columbia | VANDERBILT Columbia        | MISSOURI Columbia, Mo.       | MISSISSIPPI STATE Starkville |                             | LSU Baton Rouge            | OKLAHOMA Columbia       | ALABAMA Columbia             | OLE MISS Oxford                |                        | TEXAS A&M College Station      | COASTAL CAROLINA Columbia    | CLEMSON Columbia             |
| TENNESSEE         | SYRACUSE Atlanta              | ETSU Knoxville              | GEORGIA Knoxville          | UAB Knoxville                | MISSISSIPPI STATE Starkville | FLORIDA Gainesville         | ARKANSAS Knoxville         | ALABAMA Tuscaloosa      | KENTUCKY Lexington           | OKLAHOMA Knoxville             |                        | NEW MEXICO STATE Knoxville     | FLORIDA Gainesville          | VANDERBILT Knoxville         |
| TEXAS             | OHIO STATE Columbus           | SAN JOSE STATE Austin       | UTEP Austin                | SAM HOUSTON STATE Austin     | SAM HOUSTON STATE Austin     | FLORIDA Gainesville         | OKLAHOMA Dallas            | KENTUCKY Lexington      | MISSISSIPPI STATE Starkville | VANDERBILT Austin              |                        | GEORGIA Athens                 | ARKANSAS Austin              | TEXAS A&M Austin             |
| TEXAS A&M         | UTSA College Station          | UTAH STATE College Station  | NOTRE DAME South Bend      | AUBURN College Station       | AUBURN College Station       | MISSISSIPPI College Station | FLORIDA College Station    | ARKANSAS Fayetteville   | LSU Baton Rouge              |                                | MISSOURI Columbia      | SOUTH CAROLINA College Station | SAMFORD College Station      | TEXAS Austin                 |
| VANDERBILT        | CHARLESTON SOUTHERN Nashville | VIRGINIA TECH Blacksburg    | SOUTH CAROLINA Columbia    | GEORGIA STATE Nashville      | UTAH STATE Nashville         | ALABAMA Tuscaloosa          |                            | LSU Nashville           | MISSOURI Nashville           | TEXAS Austin                   | AUBURN Nashville       |                                | KENTUCKY Nashville           | TENNESSEE Knoxville          |

2025 SEC CHAMPIONSHIP GAME • DECEMBER 6 • MERCEDES-BENZ STADIUM • ATLANTA, GA.

# 2024 PRIMARY SEC FOOTBALL CONTACTS

|   |   |  |
|---|---|--|
|    | <b>ALABAMA</b><br>Alex Thompson / Director of Football Communications<br>E-Mail: athompson@ia.ua.edu  | <b>(205) 348-6084</b><br>P.O. Box 870391<br>Tuscaloosa, AL 35487-0391<br>Internet: <a href="http://www.RollTide.com">http://www.RollTide.com</a>                                   |
|    | <b>ARKANSAS</b><br>Kyle Parkinson, Associate AD/ Communications<br>E-Mail: kparkin@uark.edu   | <b>(479) 575-2752</b><br>350 N Razorback Road<br>Fayetteville, AR 72701<br>Internet: <a href="http://www.ArkansasRazorbacks.com">http://www.ArkansasRazorbacks.com</a>             |
|    | <b>AUBURN</b><br>Shelly Poe, Assistant AD/Media Relations<br>E-Mail: slp0019@auburn.edu   | <b>(334) 844-9800</b><br>392 S. Donahue Drive<br>Auburn, AL 36849<br>Internet: <a href="http://www.AuburnTigers.com">http://www.AuburnTigers.com</a>                               |
|    | <b>FLORIDA</b><br>Scott Burns, Director of FB Communications<br>E-Mail: ScottB@gators.ufl.edu   | <b>(812) 322-5285</b><br>P.O. Box 14485<br>Gainesville, FL 32604-2485<br>Internet: <a href="http://www.FloridaGators.com">http://www.FloridaGators.com</a>                         |
|    | <b>GEORGIA</b><br>Leland Barrow, Assistant AD / Sports Information<br>E-Mail: leland@sports.uga.edu   | <b>(706) 542-1621</b><br>P.O. Box 1472<br>Athens, GA 30603-1472<br>Internet: <a href="http://www.GeorgiaDogs.com">http://www.GeorgiaDogs.com</a>                                   |
|    | <b>KENTUCKY</b><br>Susan Lax, Director/Communications & PR (Slax0@uky.edu)<br>Tony Neely, Assistant AD/Communications & PR (tneely@uky.edu) | <b>(859) 257-3838</b><br>Joe Craft Center, 338 Lexington Avenue<br>Lexington, KY 40506<br>Internet: <a href="http://www.UKathletics.com">http://www.UKathletics.com</a>            |
|    | <b>LSU</b><br>Michael Bonnette, Associate AD/Sports Information<br>E-Mail: mbonnet@lsu.edu  | <b>(225) 578-8226</b><br>LSU Athletic Administration Building<br>Baton Rouge, LA 70803<br>Internet: <a href="http://www.LSUsports.net">http://www.LSUsports.net</a>                |
|    | <b>OLE MISS</b><br>Kyle Campbell, Associate AD/Brand Strategy<br>E-Mail: kyle@olemiss.edu   | <b>(662) 915-7522</b><br>908 All-American Drive<br>University, MS 38677<br>Internet: <a href="http://www.OleMissSports.com">http://www.OleMissSports.com</a>                       |
|   | <b>MISSISSIPPI STATE</b><br>Brandon Langlois, Senior Associate AD/Communications & Creative<br>E-Mail: BLanglois@athletics.msstate.edu      | <b>(662) 325-0093</b><br>P.O. Box 5308<br>Mississippi State, MS 39762<br>Internet: <a href="http://www.Hailstate.com">http://www.Hailstate.com</a>                                 |
|  | <b>MISSOURI</b><br>Kat Castner / Director of Football Communications<br>E-Mail: kcastner@missouri.edu                                       | <b>(573) 356-2819</b><br>1 Champions Drive, Suite 200<br>Columbia, MO 65211<br>Internet: <a href="http://www.mutigers.com">http://www.mutigers.com</a>                             |
|  | <b>OKLAHOMA</b><br>Mike Houck, Associate AD/Strategic Communications<br>E-Mail: mhouck@ou.edu   | <b>(405) 325-8227</b><br>180 West Brooks Street; Suite 2525<br>Norman, OK 73019<br>Internet: <a href="http://www.SoonerSports.com">http://www.SoonerSports.com</a>                 |
|  | <b>SOUTH CAROLINA</b><br>Steve Fink, Associate AD/Communications<br>E-Mail: finksc@mailbox.sc.edu   | <b>(803) 777-7987</b><br>Rice Athletics Center, 1304 Heyward Street<br>Columbia, SC 29208<br>Internet: <a href="http://www.GamecocksOnline.com">http://www.GamecocksOnline.com</a> |
|  | <b>TENNESSEE</b><br>Bill Martin, Associate AD/Strategic Communications<br>E-Mail: billmartin@tennessee.edu                                  | <b>(865) 974-4167</b><br>Anderson Training Center, 1551 Lake Loudoun Blvd.<br>Knoxville, TN 37966<br>Internet: <a href="http://www.UTSports.com">http://www.UTSports.com</a>       |
|  | <b>TEXAS</b><br>John Bianco, Senior Associate AD for Communications<br>E-Mail: john.bianco@athletics.utexas.edu                             | <b>(512) 471-1346</b><br>403 DeLoss Dodds Way<br>Austin, TX 78712<br>Internet: <a href="http://www.TexasSports.com">http://www.TexasSports.com</a>                                 |
|  | <b>TEXAS A&amp;M</b><br>Alan Cannon, Executive Associate AD / External Operations<br>E-Mail: acannon@athletics.tamu.edu                     | <b>(979) 777-4200</b><br>Texas A&M Athletics Department, 1228 TAMU<br>College Station, TX 77843-1228<br>Internet: <a href="http://www.12thMan.com">http://www.12thMan.com</a>      |
|  | <b>VANDERBILT</b><br>Michael Scholl, Assistant AD/Communications<br>E-Mail: mike.scholl@vanderbilt.edu                                      | <b>(615) 343-6811</b><br>2601 Jess Neely Drive<br>Nashville, TN 37212<br>Internet: <a href="http://www.vucommodores.com">http://www.vucommodores.com</a>                           |
|  | <b>SEC OFFICE</b><br>Chuck Dunlap, Director of Communications (cdunlap@sec.org)<br>Ben Beaty, Associate Director (bbeaty@sec.org)           | <b>(205) 458-3000</b><br>2201 Arrington Blvd. North<br>Internet: <a href="http://www.SECsports.com">http://www.SECsports.com</a>   |

# collegepressbox

SINCE 2005 EVERYTHING BUT THE PREGAME MEAL



**collegepressbox** is the official  
media website for Division I football

Access and download game notes, quotes, statistics, media guides,  
headshots, logos and more for all FBS schools, conferences,  
postseason games, awards and the College Football Playoff

**For access, please register for an account at:  
[collegepressbox.com/register](https://collegepressbox.com/register)**

# 2024 SEC Football

## DAWN OF A NEW ERA FOR THE SEC

### A HISTORY MAKING MOMENT OF GROWTH

The universities of Oklahoma and Texas joined the SEC this summer, which marked the third time in the history of the Conference that the SEC has expanded, adding six teams over those three occasions.

A brief history:

- The 13 members of the former Southern Conference west and south of the Appalachian Mountains reorganized as the Southeastern Conference at the annual SC meeting of Dec. 8-9, 1932, in Knoxville. The charter members of the SEC were: Alabama, Auburn, Florida, Georgia, Georgia Tech, Kentucky, LSU, Ole Miss, Mississippi State, Sewanee, Tennessee, Tulane and Vanderbilt.
- Sewanee withdrew Dec. 13, 1940, Georgia Tech withdrew on June 1, 1964 and Tulane on June 1, 1966.
- The SEC welcomed Arkansas on Aug. 1, 1990, and South Carolina on Sept. 25, 1990. Both joined the SEC on July 1, 1991.
- The SEC welcomed Texas A&M on Sept. 25, 2011, and Missouri on Nov. 6, 2011. Both joined the SEC on July 1, 2012.
- The SEC welcomed Oklahoma and Texas on July 30, 2021. Both joined the SEC on July 1, 2024.

### SEC, ESPN ENTER NEW ERA OF PARTNERSHIP

The Southeastern Conference and ESPN this year will begin a milestone 10-year agreement that grants ABC and ESPN exclusive broadcast rights to premier SEC football and basketball events.

The landmark agreement, which represents a significant expansion of the conference's current partnership with ESPN, will establish ABC as the new broadcast network home for Saturday afternoon SEC football games, as well as selected Saturday primetime football games and the annual SEC Football Championship Game, which has grown into one of the most popular sporting events of the year. In addition, approximately eight incremental marquee men's basketball games will be featured across ABC or ESPN.

The new First Tier rights agreement puts all SEC media rights under The Walt Disney Company umbrella, giving the SEC exposure on ABC, ESPN, ESPN2, ESPNU, ESPN+, SEC Network and SEC Network+.

The exclusive partnership with ESPN comes with significant scheduling flexibility that will produce an array of benefits for member schools, student-athletes and college football fans. Under the new agreement, a number of game times and broadcast windows will be announced in advance of the season, giving fans an ability to plan more seamlessly.

## STUDENT-ATHLETE DEVELOPMENT AND ACHIEVEMENT

### STUDENT-ATHLETE CAREER TOUR

Twenty-eight current and former SEC student-athletes participated in the annual SEC Career Tour in December in Atlanta. It marked the seventh time student-athletes from each SEC university convened in Atlanta to participate in the career tour leading up to the SEC Football Championship Game. The event was held virtually in 2020.

The annual program allows student-athletes to connect with human resource recruiters and submit resumes for entry-level jobs, internships and gain valuable knowledge of professional branding.

### SEC IN NCAA'S TOP 10

Four SEC student-athletes were recipients of the NCAA's prestigious Top 10 Award, more than any other conference. The award recognizes former student-athletes for their successes in competition, in the classroom and in the community.

- Kobe Brown, Men's Basketball, Missouri
- Callie Dickinson, Swimming & Diving, Georgia
- Ashley Rogers, Softball, Tennessee
- Trinity Thomas, Gymnastics, Florida

The four winners were honored at the NCAA Convention in January. The Today's Top 10 awardees were selected by the NCAA Honors Committee, composed of representatives from NCAA member schools and conferences, as well as nationally distinguished citizens, including past awardees.

### NCAA WOMAN OF THE YEAR

Georgia swimmer Callie Dickinson was among nine finalists for NCAA Woman of the Year in 2023. Selected from 619 school nominees – the group that was then narrowed to 164 nominees at the conference level before the Top 30 honorees were determined, including 10 from each of the three NCAA divisions. Each honoree has demonstrated excellence in academics, athletics, community service and leadership.

South Carolina basketball player Aliyah Boston was among the Top 30 honorees in 2023.

Callie Dickinson was a six-time College Swimming and Diving Coaches Association of America All-American, earning first-team honors for her fifth-place finish in the 4x200- yard freestyle relay at the 2022 NCAA

Division I Women's Swimming and Diving Championships. She has represented the U.S. in international competition since 2017, including the 2023 World University Games. The five-time first-team CSCAA Scholar All-American was the 2023 SEC H. Boyd McWhorter Women's Scholar-Athlete of the Year and earned a 2023 NCAA Postgraduate Scholarship.

### SEC AMONG HONDA AWARD WINNERS

Parker Valby of the Florida cross country team was named the Honda Sport Award winner for both Cross Country and Track & Field, and Haleigh Bryant of LSU was named the Honda Sport Award Winner for Gymnastics. As sport award winners Valby and Bryant became finalists for the Collegiate Woman Athlete of the Year and the prestigious 2024 Honda Cup.

### NATIONAL CHAMPIONS

SEC teams won eight national championships in 2023-24.

- South Carolina Women's Basketball
- Arkansas Women's Indoor Track & Field
- LSU Gymnastics
- Texas A&M Women's Tennis
- Auburn Men's Golf
- Florida Men's Outdoor Track & Field
- Arkansas Women's Outdoor Track & Field
- Tennessee Baseball

### BEST OF THE BEST

Winners of the highest honors in their respective sports:

- The Bowerman (top men's collegiate track & field athlete for 2023) - Jaydon Hibbert, Arkansas
- NFCA Player of the Year (best college softball player in 2023) - Skylar Wallace, Florida
- Golden Spikes Award (best amateur baseball player in 2023) Dylan Crews, LSU
- Heisman Trophy (college football's top player in 2023) - Jayden Daniels, LSU
- AAI Award (most outstanding female gymnast in 2024) - Haleigh Bryant, LSU
- Golden Spikes Award (top amateur baseball player in 2024) - Charlie Condon, Georgia

### SEC HALL OF FAMERS LIGHT UP VEGAS

Three former players from SEC schools, and a former SEC coach and commissioner were among the inductees in the 2023 class of the National Football Foundation and College Hall of Fame during ceremonies held in Las Vegas in December.

- Eric Berry, Defensive Back, Tennessee
- Jeremy Maclin, Wide Receiver, Missouri
- Tim Tebow, Quarterback, Florida
- Mark Richt, Head Coach, Georgia & Miami
- Roy Kramer, Head Coach, Central Michigan; Athletics Director, Vanderbilt; Commissioner, SEC

In addition, Georgia wide receiver Ladd McConkey was honored as a National Scholar Athlete and finalist for the Campbell Trophy, widely recognized as the "Academic Heisman."

### TOP DRAFT PICKS

The SEC provided high draft choices in professional sports drafts in football, basketball and baseball.

- NBA 2023: 3 of top 10: (2) Brandon Miller, Alabama; (6) Anthony Black, Arkansas; (10) Cason Wallace, Kentucky
- MLB 2023: 4 of top 10: (1) Paul Skenes, LSU; (2) Dylan Crews, LSU; (4) Wyatt Langford, Florida; (9) Chase Dollander, Tennessee
- WNBA 2024: 3 of top 10: (3) Kamilla Cardoso, South Carolina; (4) Rickea Jackson, Tennessee; (7) Angel Reese, LSU
- NFL 2024: 3 of top 10: (2) Jayden Daniels, LSU; (6) Malik Nabers, LSU; (7) JC Latham, Alabama

### SEC CONTRIBUTION TO PROFESSIONAL SPORTS

The SEC continues to be a training ground for professional sports

- NFL - The SEC had most active players of any conference in 2023 (372 on opening day rosters); and the most players drafted of any conference in 2024 (59) for the 18th straight year
- NBA - The SEC led all conferences with 92 players on 2023-24 NBA Opening Day rosters and there was at least one SEC player was on 29 of the 30 NBA rosters; and the most players drafted of any conference with 10, including six in the first round.
- WNBA - The SEC has had the most No. 1 picks in the WNBA draft since it started in 1997 (8); 21 former players made 2023 WNBA rosters (second among conferences)
- MLB - The SEC had 88 players on opening day rosters - 32 more than any other conference -- with at least 3 former players from each SEC school.





COLLEGE FOOTBALL  
**PLAYOFF**

**2024-25**

**TOP  
25**



The CFP Selection Committee will continue to rank the top 25 teams.

**12  
TEAMS**

The 12 participating teams will be the five highest-ranked conference champions, plus the next seven highest-ranked teams.

**RANKING TO SEEDING**

- The four highest-ranked conference champions will be seeded 1-4 and will receive a first-round bye.
- The remaining teams, including the fifth conference champion, will be seeded 5-12 based on their final ranking.
- Non-conference champions and independents, like Notre Dame, ranked in the top four will be seeded beginning at No. 5. Because of this, the seeding, 1 through 12, could look different than the final rankings.

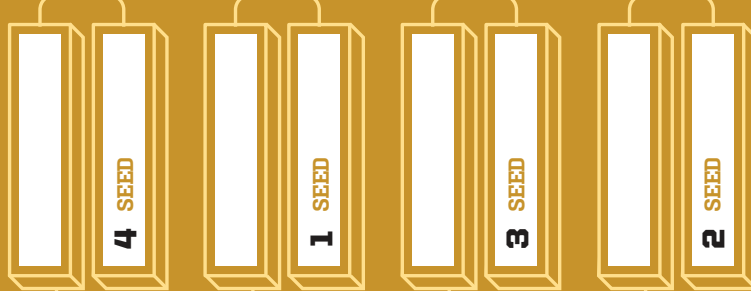
**PLAYOFF  
FIRST ROUND**

FRIDAY, DEC. 20, 2024  
SATURDAY, DEC. 21, 2024





**PLAYOFF  
QUARTERFINALS**

TUESDAY, DEC. 31, 2024  
WEDNESDAY, JAN. 1, 2025



**PLAYOFF  
SEMIFINALS**

THURSDAY, JAN. 9, 2025  
FRIDAY, JAN. 10, 2025



The bracket will follow the rankings with no modifications made to avoid rematches or games between schools from the same conference.

There will be **NO RE-SEEDING** once the bracket is set on Selection Day, Dec. 8.



**PLAYOFF  
FIRST ROUND**

The eight teams seeded No. 5-12 will play in the first round with the higher seeds hosting the lower seeds on campus.



**PLAYOFF  
QUARTERFINALS**

The four highest-ranked conference champions will be assigned to Playoff Quarterfinals hosted by bowls. This will be done in consideration of historic bowl relationships and seeding.



**PLAYOFF  
SEMIFINALS**

The No. 1 seed will receive preferential bowl placement for the Playoff Semifinals.



# 2024-25 COLLEGE FOOTBALL PLAYOFF

## PLAYOFF FIRST ROUND

FRIDAY, DECEMBER 20 / SATURDAY, DECEMBER 21

## PLAYOFF QUARTERFINALS

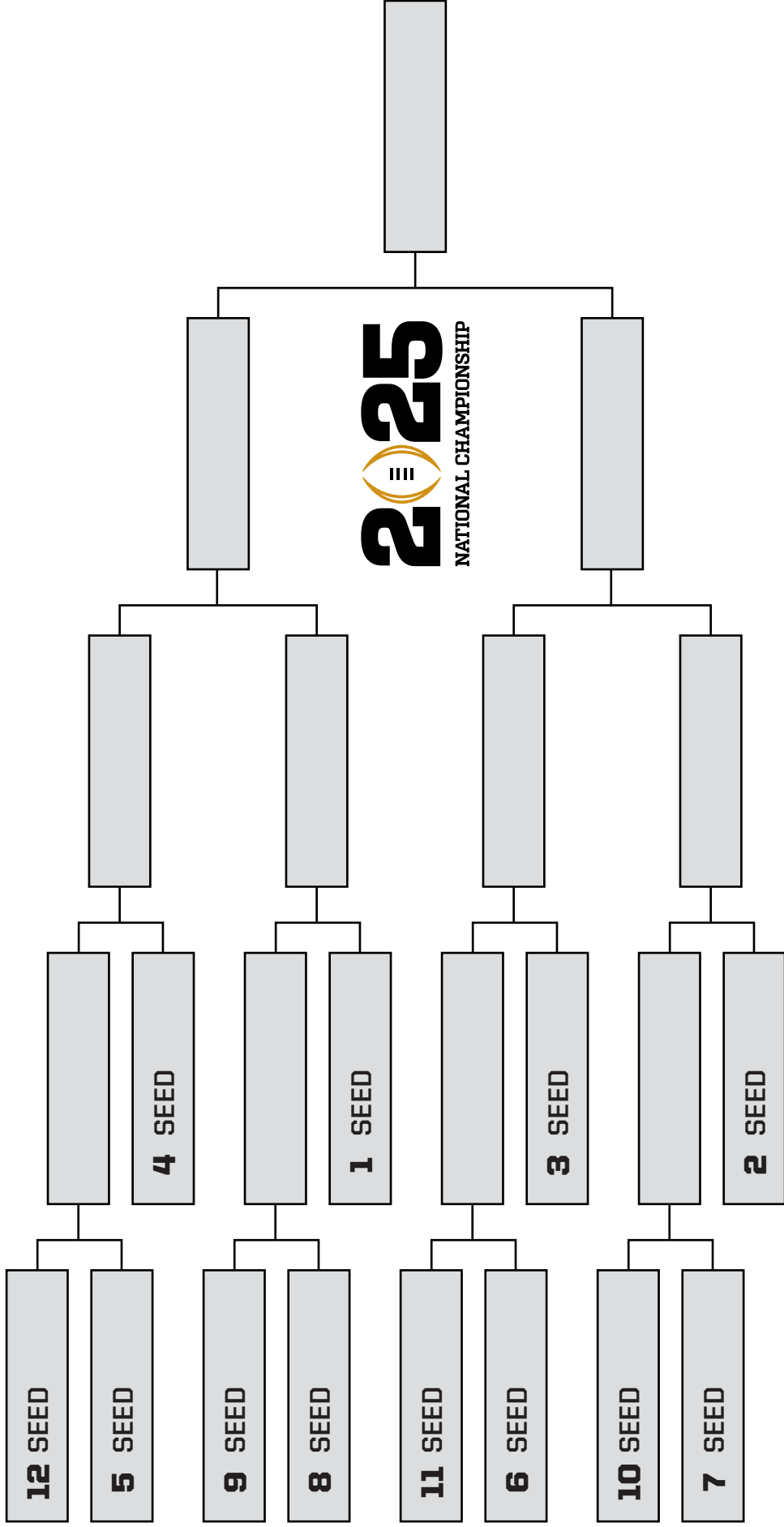
TUESDAY, DECEMBER 31 / WEDNESDAY, JANUARY 1

## PLAYOFF SEMIFINALS

THURSDAY, JANUARY 9 / FRIDAY, JANUARY 10

## NATIONAL CHAMPIONSHIP

MONDAY, JANUARY 20



HIGHER SEED HOSTS



MERCEDES-BENZ STADIUM, ATLANTA



# BOWL SEASON™

# 2024 -25 SCHEDULE

|        |  |  |
|--------|--|--|
| DEC 14 |  | <b>CRICKET CELEBRATION BOWL</b><br>ATLANTA, GA   12:00 PM   ABC                      |
| DEC 14 |  | <b>CAMELLIA BOWL</b><br>MONTGOMERY, AL   9:00 PM   ESPN                              |
| DEC 17 |  | <b>BOCA RATON BOWL</b><br>BOCA RATON, FL   5:30 PM   ESPN                            |
| DEC 17 |  | <b>SCOOTER'S COFFEE FRISCO BOWL</b><br>FRISCO, TX   9:00 PM   ESPN                   |
| DEC 18 |  | <b>LA BOWL HOSTED BY GRONK</b><br>INGLEWOOD, CA   9:00 PM   ESPN                     |
| DEC 19 |  | <b>R+L CARRIERS NEW ORLEANS BOWL</b><br>NEW ORLEANS, LA   7:00 PM   ESPN2            |
| DEC 20 |  | <b>STAFFDNA CURE BOWL</b><br>ORLANDO, FL   12:00 PM   ESPN                           |
| DEC 20 |  | <b>UNION HOME MORTGAGE GASPARILLA BOWL</b><br>TAMPA, FL   3:30 PM   ESPN             |
| DEC 23 |  | <b>MYRTLE BEACH BOWL</b><br>CONWAY, SC   11:00 AM   ESPN                             |
| DEC 23 |  | <b>FAMOUS IDAHO POTATO BOWL</b><br>BOISE, ID   2:30 PM   ESPN                        |
| DEC 24 |  | <b>HAWAII BOWL</b><br>HONOLULU, HI   8:00 PM   ESPN                                  |
| DEC 26 |  | <b>DETROIT BOWL</b><br>DETROIT, MI   2:00 PM   ESPN                                  |
| DEC 26 |  | <b>GUARANTEED RATE BOWL</b><br>PHOENIX, AZ   5:30 PM   ESPN                          |
| DEC 26 |  | <b>68 VENTURES BOWL</b><br>MOBILE, AL   9:00 PM   ESPN                               |
| DEC 27 |  | <b>LOCKHEED MARTIN ARMED FORCES BOWL</b><br>FORT WORTH, TX   12:00 or 3:30 PM   ESPN |
| DEC 27 |  | <b>BIRMINGHAM BOWL</b><br>BIRMINGHAM, AL   12:00 or 3:30 PM   ESPN                   |
| DEC 27 |  | <b>AUTOZONE LIBERTY BOWL</b><br>MEMPHIS, TN   7:00 PM   ESPN                         |
| DEC 27 |  | <b>SRS DISTRIBUTION LAS VEGAS BOWL</b><br>LAS VEGAS, NV   10:30 PM   ESPN            |
| DEC 28 |  | <b>WASABI FENWAY BOWL</b><br>BOSTON, MA   11:00 AM   ESPN                            |
| DEC 28 |  | <b>BAD BOY MOWERS PINSTRIPE BOWL</b><br>BRONX, NY   12:00 PM   ABC                   |
| DEC 28 |  | <b>ISLETA NEW MEXICO BOWL</b><br>ALBUQUERQUE, NM   2:15 PM   ESPN                    |
| DEC 28 |  | <b>POP-TARTS BOWL</b><br>ORLANDO, FL   3:30 PM   ABC                                 |

|        |  |   |
|--------|--|---|
| DEC 28 |  | <b>SNOOP DOGG ARIZONA BOWL PRESENTED BY GIN &amp; JUICE BY DRE AND SNOOP</b><br>TUCSON, AZ   4:30 PM   CW NETWORK |
| DEC 28 |  | <b>GO BOWLING MILITARY BOWL</b><br>ANNAPOLIS, MD   5:45 PM   ESPN   |
| DEC 28 |  | <b>VALERO ALAMO BOWL</b><br>SAN ANTONIO, TX   7:30 PM   ABC   |
| DEC 28 |  | <b>RADIANCE TECHNOLOGIES INDEPENDENCE BOWL</b><br>SHREVEPORT, LA   9:15 PM   ESPN                                 |
| DEC 30 |  | <b>TRANSPERFECT MUSIC CITY BOWL</b><br>NASHVILLE, TN   2:30 PM   ESPN   |
| DEC 31 |  | <b>RELIAQUEST BOWL</b><br>TAMPA, FL   12:00 PM   ESPN   |
| DEC 31 |  | <b>TONY THE TIGER SUN BOWL</b><br>EL PASO, TX   2:00 PM   CBS   |
| DEC 31 |  | <b>CHEEZ-IT CITRUS BOWL</b><br>ORLANDO, FL   3:00 PM   ABC  |
| DEC 31 |  | <b>TEXAS BOWL</b><br>HOUSTON, TX   3:30 PM   ESPN   |
| DEC 31 |  | <b>VRBO FIESTA BOWL</b><br>GLENDALE, AZ   7:30 PM   ESPN  |
| JAN 1  |  | <b>CHICK-FIL-A PEACH BOWL</b><br>ATLANTA, GA   1:00 PM   ESPN   |
| JAN 1  |  | <b>ROSE BOWL GAME PRESENTED BY PRUDENTIAL</b><br>PASADENA, CA   5:00 PM   ESPN                                    |
| JAN 1  |  | <b>ALLSTATE SUGAR BOWL</b><br>NEW ORLEANS, LA   8:45 PM   ESPN  |
| JAN 2  |  | <b>TAXSLAYER GATOR BOWL</b><br>JACKSONVILLE, FL   7:30 PM   ESPN  |
| JAN 3  |  | <b>SERVPRO FIRST RESPONDER BOWL</b><br>DALLAS, TX   4:00 PM   ESPN  |
| JAN 3  |  | <b>DUKE'S MAYO BOWL</b><br>CHARLOTTE, NC   7:30 PM   ESPN   |
| JAN 4  |  | <b>BAHAMAS BOWL</b><br>NASSAU, BAHAMAS   11:00 AM   ESPN2   |
| TBD    |  | <b>DIRECTV HOLIDAY BOWL</b><br>SAN DIEGO, CA   TBD   TBD  |
| JAN 9  |  | <b>CAPITAL ONE ORANGE BOWL</b><br>MIAMI, FL   7:30 PM   ESPN  |
| JAN 10 |  | <b>GOODYEAR COTTON BOWL CLASSIC</b><br>ARLINGTON, TX   7:30 PM   ESPN   |
| JAN 20 |  | <b>COLLEGE FOOTBALL PLAYOFF NATIONAL CHAMPIONSHIP</b><br>ATLANTA, GA   7:30 PM   ESPN                             |
| JAN 30 |  | <b>EAST-WEST SHRINE BOWL</b><br>TBD   8:00 PM   NFL NETWORK   |

\*All times ET and all Bowls subject to change.