



Vanderbilt at Dayton

12/19/24 University of Dayton Arena, Dayton, Ohio
2024-25 Women's Basketball

Game Time: 7:02 PM
Game Duration: 1:41
Attendance: 1,632

Officials: Billy Smith, Pualani Spurlock, Cori Chambers

Vanderbilt - 80

Record: 11-1

NO.	Name	F	Min	FG			3P			FT			Rebounds			Fouls		TP	AS	TO	ST	Blocks		+/-
				M-A	M-A	M-A	OR	DR	TOT	PF	FD	OR	DR	TOT	BS	BA								
10	Jane Nwaba	F	11:38	1-2	0-1	1-1	1	1	2	0	1	3	0	0	0	0	0	0	0	0	0	0	-4	
12	Khamil Pierre	F	29:31	7-19	0-0	0-0	5	5	10	2	2	14	5	0	4	0	3	10					10	
1	Mikayla Blakes	G	26:50	6-17	2-8	2-2	1	0	1	4	2	16	1	3	5	0	1	10					10	
11	Jordyn Oliver	G	38:20	2-4	0-0	2-2	3	2	5	2	1	6	7	1	1	3	0	18					18	
23	Iyana Moore	G	38:36	5-16	4-9	0-0	0	3	3	2	0	14	4	3	1	0	8						8	
4	Madison Greene		31:31	7-14	3-7	8-10	3	2	5	2	6	25	1	0	3	0	22						22	
5	Leilani Kapinus		11:25	0-3	0-1	0-0	0	0	0	1	2	0	0	1	1	0	6						6	
14	Aiyana Mitchell		12:09	1-1	0-0	0-0	1	2	3	1	1	2	0	0	1	0	0						0	
Team							2	2	4			0			0									
Totals				29-76	9-26	13-15	16	17	33	14	15	80	18	8	16	3	4	14						

Technical Fouls::NONE

Shooting By Period		
1st FG%	13-27	48.1%
3PT%	7-12	58.3%
FT%	0-0	0%
2nd FG%	4-20	20.0%
3PT%	0-4	0.0%
FT%	5-5	100%
3rd FG%	6-19	31.6%
3PT%	1-6	16.7%
FT%	0-2	0%
4th FG%	6-10	60.0%
3PT%	1-4	25.0%
FT%	8-8	100%
GM FG%	29-76	38.2%
3PT%	9-26	34.6%
FT%	13-15	86.7%

Dead Ball Rebounds: 1, 1

Dayton - 66

Record: 6-5

NO.	Name	F	Min	FG			3P			FT			Rebounds			Fouls		TP	AS	TO	ST	Blocks		+/-
				M-A	M-A	M-A	OR	DR	TOT	PF	FD	OR	DR	TOT	BS	BA								
5	Arianna Smith	F	34:58	6-9	0-0	4-4	5	7	12	2	4	16	2	1	1	1	0	-10						-10
1	Nayo Lear	G	12:03	0-2	0-0	0-0	0	1	1	3	0	0	1	3	0	0	1	-10						-10
6	Rikki Harris	G	35:00	1-5	0-3	2-2	1	7	8	3	4	4	5	4	0	0	-13						-13	
10	Ivy Wolf	G	34:25	9-21	2-8	3-4	2	8	10	2	3	23	3	3	0	1	2						2	
12	Jayda Johnson	G	05:58	2-2	1-1	0-0	0	2	2	0	0	5	0	2	0	0	-10						-10	
7	Olivia Leung		06:21	0-1	0-0	0-0	0	0	0	1	0	0	0	1	0	0	-17						-17	
21	Nicole Stephens		27:14	1-4	0-1	0-0	0	2	2	1	2	2	3	3	1	0	-8						-8	
35	Molly O'Riordan		01:59	0-0	0-0	0-0	0	0	0	0	0	0	0	2	0	0	-4						-4	
13	Shannon Wheeler		29:21	5-6	0-0	2-2	0	2	2	1	1	12	0	1	1	2	3						3	
14	Ajok Madol		07:39	2-3	0-1	0-0	0	0	0	1	0	4	2	2	0	0	1						1	
50	Eve Fiala		05:02	0-0	0-0	0-0	0	1	1	1	0	0	0	1	0	0	-4						-4	
Team							2	2	4			0			3									
Totals				26-53	3-14	11-12	10	32	42	15	14	66	16	26	3	4	3	-14						

Technical Fouls::NONE

Shooting By Period		
1st FG%	7-10	70.0%
3PT%	1-1	100.0%
FT%	0-0	0%
2nd FG%	7-10	70.0%
3PT%	1-4	25.0%
FT%	9-9	100%
3rd FG%	8-20	40.0%
3PT%	1-5	20.0%
FT%	0-1	0%
4th FG%	4-13	30.8%
3PT%	0-4	0.0%
FT%	2-2	100%
GM FG%	26-53	49.1%
3PT%	3-14	21.4%
FT%	11-12	91.7%

Dead Ball Rebounds: 0, 0

	VAN	DAY
Biggest lead	20 (1st 0:48)	7 (1st 8:04)
Best Scoring Run	13 (1st 5:22)	10 (2nd 7:17)
Lead Changes	1	
Times Tied	2	
Time with Lead	35:30	03:15

	VAN	DAY
Points from		
Turnovers	32	7
Paint	28	42
Second Chance	14	8
Fast Breaks	14	6
Bench	27	18

	Period by Period Scoring				
	1st	2nd	3rd	4th	TOT
VAN	33	13	13	21	80
DAY	15	24	17	10	66



Officials: Billy Smith, Pualani Spurlock, Cori Chambers

Period 1

Quarter Starters:

DAY	1 Lear N	5 Smith A	6 Harris R	10 Wolf I	12 Johnson J
VAN	1 Blakes M	10 Nwaba J	11 Oliver J	12 Pierre K	23 Moore I

Game Time	DAY	Score	Diff	VAN
10:00	5 SMITH A jumpball lost			12 PIERRE K jumpball won
09:52				1 BLAKES M turnover travel (1)
09:22	12 JOHNSON J 3pt FG from turnover, jump shot made (3)	3-0	3	
09:22	10 WOLF I assist (1)			
09:05				1 BLAKES M 3pt FG , jump shot missed
09:03	6 HARRIS R defensive rebound (1)			
08:47	12 JOHNSON J 2pt FG in the paint, layup made (5)	5-0	5	
08:47	6 HARRIS R assist (1)			
08:23				11 OLIVER J 2pt FG outside the paint, jump shot missed
08:21	12 JOHNSON J defensive rebound (1)			
08:04	5 SMITH A 2pt FG in the paint, layup made (2)	7-0	7	
08:04	1 LEAR N assist (1)			
07:50		7-3	4	1 BLAKES M 3pt FG , jump shot made (3)
07:50				11 OLIVER J assist (1)
07:27	1 LEAR N turnover bad pass (1)			23 MOORE I steal (1)
07:15		7-6	1	1 BLAKES M 3pt FG from turnover, jump shot made (6)
07:15				12 PIERRE K assist (1)
06:58	10 WOLF I 2pt FG in the paint, jump shot missed			
06:56	10 WOLF I offensive rebound (1)			
06:43	10 WOLF I 2pt FG second chance outside the paint, jump shot blocked			
06:43				11 OLIVER J block (1)
06:42				12 PIERRE K defensive rebound (1)
06:42	5 SMITH A foul personal (1 - 1)			12 PIERRE K foul drawn (1)
06:42				10 NWABA J substitution out
06:42				4 GREENE M substitution in
06:31				12 PIERRE K 2pt FG in the paint, jump shot missed
06:28	12 JOHNSON J defensive rebound (2)			
06:17	12 JOHNSON J turnover bad pass (1)			12 PIERRE K steal (1)
06:07		7-9	-2	4 GREENE M 3pt FG from turnover, jump shot made (3)
06:07				11 OLIVER J assist (2)
05:47	6 HARRIS R turnover bad pass (1)			12 PIERRE K steal (2)
05:42		7-11	-4	4 GREENE M 2pt FG fast break from turnover in the paint, driving layup made (5)
05:42				12 PIERRE K assist (2)
05:32	12 JOHNSON J turnover bad pass (2)			
05:32	1 LEAR N substitution out			
05:32	7 LEUNG O substitution in			
05:22		7-13	-6	12 PIERRE K 2pt FG from turnover in the paint, jump shot made (2)
05:22				11 OLIVER J assist (3)
05:08	10 WOLF I turnover bad pass (1)			4 GREENE M steal (1)
05:06				4 GREENE M 2pt FG from turnover in the paint, driving layup missed



Officials: Billy Smith, Pualani Spurlock, Cori Chambers

Game Time	DAY	Score	Diff	VAN
05:02				1 BLAKES M offensive rebound (1)
05:01				1 BLAKES M 2pt FG from turnover second chance in the paint, jump shot blocked
05:01	10 WOLF I block (1)			
04:57				4 GREENE M offensive rebound (1)
04:56				1 BLAKES M 3pt FG from turnover second chance, jump shot missed
04:50				11 OLIVER J offensive rebound (1)
04:49				23 MOORE I 3pt FG from turnover second chance, jump shot missed
04:45				11 OLIVER J offensive rebound (2)
04:43				4 GREENE M 2pt FG from turnover second chance in the paint, layup missed
04:40	5 SMITH A defensive rebound (1)			
04:35	10 WOLF I 2pt FG in the paint, layup made (2)	9-13	-4	
04:21		9-16	-7	23 MOORE I 3pt FG , jump shot made (3)
04:21				11 OLIVER J assist (4)
04:09	10 WOLF I turnover bad pass (2)			1 BLAKES M steal (1)
04:03		9-19	-10	4 GREENE M 3pt FG from turnover, jump shot made (8)
04:03				1 BLAKES M assist (1)
04:02	Timeout 30 Sec			
04:02	Timeout media			
04:02	10 WOLF I substitution out			
04:02	12 JOHNSON J substitution out			
04:02	21 STEPHENS N substitution in			
04:02	35 O'RIORDAN M substitution in			
04:02				1 BLAKES M substitution out
04:02				5 KAPINUS L substitution in
03:48	7 LEUNG O 2pt FG in the paint, layup missed			
03:45				11 OLIVER J defensive rebound (3)
03:42				4 GREENE M 3pt FG , jump shot missed
03:37				11 OLIVER J offensive rebound (4)
03:29	21 STEPHENS N foul drawn (1)			5 KAPINUS L foul offensive (1 - 1)
03:29				5 KAPINUS L turnover offensive (1)
03:18	35 O'RIORDAN M turnover lost ball (1)			12 PIERRE K steal (3)
03:12		9-22	-13	4 GREENE M 3pt FG from turnover, jump shot made (11)
03:12				12 PIERRE K assist (3)
02:58	5 SMITH A 2pt FG in the paint, layup made (4)	11-22	-11	
02:58	6 HARRIS R assist (2)			
02:30				4 GREENE M 2pt FG outside the paint, jump shot missed
02:25				4 GREENE M offensive rebound (2)
02:24		11-25	-14	23 MOORE I 3pt FG second chance, jump shot made (6)
02:24				4 GREENE M assist (1)
02:06	35 O'RIORDAN M turnover bad pass (2)			5 KAPINUS L steal (1)
02:04				5 KAPINUS L 2pt FG from turnover in the paint, layup missed
02:03				offensive rebound (9)
02:03	35 O'RIORDAN M substitution out			
02:03	13 WHEELER S substitution in			
02:03				23 MOORE I substitution out
02:03				1 BLAKES M substitution in



Officials: Billy Smith, Pualani Spurlock, Cori Chambers

Game Time	DAY	Score	Diff	VAN
01:58		11-27	-16	12 PIERRE K 2pt FG from turnover second chance in the paint, layup made (4)
01:45	6 HARRIS R turnover lost ball (2)			4 GREENE M steal (2)
01:41		11-29	-18	4 GREENE M 2pt FG fast break from turnover in the paint, driving layup made (13)
01:28	5 SMITH A 2pt FG in the paint, layup made (6)	13-29	-16	
01:28	21 STEPHENS N assist (1)			
01:18				1 BLAKES M 3pt FG , jump shot missed
01:14	6 HARRIS R defensive rebound (2)			
01:12	7 LEUNG O turnover bad pass (1)			1 BLAKES M steal (2)
01:07		13-31	-18	1 BLAKES M 2pt FG fast break from turnover in the paint, layup made (8)
00:52	6 HARRIS R turnover bad pass (3)			11 OLIVER J steal (1)
00:48		13-33	-20	12 PIERRE K 2pt FG fast break from turnover in the paint, layup made (6)
00:48				11 OLIVER J assist (5)
00:38	13 WHEELER S turnover travel (1)			
00:38	7 LEUNG O substitution out			
00:38	10 WOLF I substitution in			
00:38				5 KAPINUS L substitution out
00:38				12 PIERRE K substitution out
00:38				14 MITCHELL A substitution in
00:38				23 MOORE I substitution in
00:23				23 MOORE I 2pt FG from turnover outside the paint, jump shot missed
00:20	10 WOLF I defensive rebound (2)			
00:15	13 WHEELER S 2pt FG fast break in the paint, layup made (2)	15-33	-18	
00:15	21 STEPHENS N assist (2)			
00:01				11 OLIVER J 2pt FG outside the paint, jump shot missed
00:00	10 WOLF I defensive rebound (3)			
END OF PERIOD				
DAY 15-33 VAN				



Vanderbilt at Dayton

12/19/24 University of Dayton Arena, Dayton, Ohio
2024-25 Women's Basketball

Game Time: 7:02 PM
Game Duration: 1:41
Attendance: 1,632

Officials: Billy Smith, Pualani Spurlock, Cori Chambers

Vanderbilt - 33

NO.	Name	F	Min	FG	3P	FT	Rebounds			Fouls		TP	AS	TO	ST	Blocks		+/-
				M-A	M-A	M-A	OR	DR	TOT	PF	FD					BS	BA	
10	Jane Nwaba	F	03:18	0-0	0-0	0-0	0	0	0	0	0	0	0	0	0	0	0	-1
12	Khamil Pierre	F	09:21	3-4	0-0	0-0	0	1	1	0	1	6	3	0	3	0	0	20
1	Mikayla Blakes	G	08:01	3-7	2-5	0-0	1	0	1	0	0	8	1	1	2	0	1	14
11	Jordyn Oliver	G	10:00	0-2	0-0	0-0	3	1	4	0	0	0	5	0	1	1	0	18
23	Iyana Moore	G	08:36	2-4	2-3	0-0	0	0	0	0	0	6	0	0	1	0	0	12
4	Madison Greene		06:42	5-9	3-4	0-0	2	0	2	0	0	13	1	0	2	0	0	19
5	Leilani Kapinus		03:23	0-1	0-0	0-0	0	0	0	1	0	0	0	1	1	0	0	10
14	Aiyana Mitchell		00:39	0-0	0-0	0-0	0	0	0	0	0	0	0	0	0	0	0	-2
Team							1	0	1			0		0				
Totals				13-27	7-12	0-0	7	2	9	1	1	33	10	2	10	1	1	18

Shooting By Period		
1st FG%	13-27	48.1%
3PT%	7-12	58.3%
FT%	0-0	0%
GM FG%	13-27	48.1%
3PT%	7-12	58.3%
FT%	0-0	0.0%

Dead Ball Rebounds: 0, 0

Technical Fouls::NONE

Dayton - 15

NO.	Name	F	Min	FG	3P	FT	Rebounds			Fouls		TP	AS	TO	ST	Blocks		+/-
				M-A	M-A	M-A	OR	DR	TOT	PF	FD					BS	BA	
5	Arianna Smith	F	10:00	3-3	0-0	0-0	0	1	1	1	0	6	0	0	0	0	0	-18
1	Nayo Lear	G	04:28	0-0	0-0	0-0	0	0	0	0	0	0	1	1	0	0	0	-4
6	Rikki Harris	G	10:00	0-0	0-0	0-0	0	2	2	0	0	0	2	3	0	0	0	-18
10	Ivy Wolf	G	06:37	1-3	0-0	0-0	1	2	3	0	0	2	1	2	0	1	1	-8
12	Jayda Johnson	G	05:58	2-2	1-1	0-0	0	2	2	0	0	5	0	2	0	0	0	-10
7	Olivia Leung		04:53	0-1	0-0	0-0	0	0	0	0	0	0	0	1	0	0	0	-16
21	Nicole Stephens		04:02	0-0	0-0	0-0	0	0	0	0	1	0	2	0	0	0	0	-8
35	Molly O'Riordan		01:59	0-0	0-0	0-0	0	0	0	0	0	0	0	2	0	0	0	-4
13	Shannon Wheeler		02:03	1-1	0-0	0-0	0	0	0	0	0	2	0	1	0	0	0	-4
Team							0	0	0			0		0				
Totals				7-10	1-1	0-0	1	7	8	1	1	15	6	12	0	1	1	-18

Shooting By Period		
1st FG%	7-10	70.0%
3PT%	1-1	100.0%
FT%	0-0	0%
GM FG%	7-10	70.0%
3PT%	1-1	100.0%
FT%	0-0	0.0%

Dead Ball Rebounds: 0, 0

Technical Fouls::NONE

	VAN	DAY
Biggest lead	20 (1 st 0:48)	7 (1 st 8:04)
Best Scoring Run	13(1 st 5:22)	7(1 st 8:04)
Lead Changes	1	
Times Tied	0	
Time with Lead	06:07	03:15

Points from	VAN	DAY
Turnovers	24	3
Paint	12	12
Second Chance	5	0
Fast Breaks	8	2
Bench	13	2

	Period by Period Scoring				
	1st	2nd	3rd	4th	TOT
VAN	33	13	13	21	80
DAY	15	24	17	10	66



Vanderbilt at Dayton

Period 2

Quarter Starters:

DAY	5 Smith A	6 Harris R	10 Wolf I	13 Wheeler S	21 Stephens N
VAN	1 Blakes M	4 Greene M	12 Pierre K	14 Mitchell A	23 Moore I

Game Time	DAY	Score	Diff	VAN
10:00				11 OLIVER J substitution out
10:00				12 PIERRE K substitution in
09:41	5 SMITH A foul drawn (1)			14 MITCHELL A foul shooting (1 - 1)
09:41	5 SMITH A free throw 1 - 2 made (7)	16-33	-17	
09:41	5 SMITH A free throw 2 - 2 made (8)	17-33	-16	
09:25				23 MOORE I 3pt FG , jump shot missed
09:22	21 STEPHENS N defensive rebound (1)			
09:18	13 WHEELER S 2pt FG fast break in the paint, layup made (4)	19-33	-14	
09:18	21 STEPHENS N assist (3)			
09:01				1 BLAKES M 2pt FG outside the paint, jump shot missed
08:56	5 SMITH A defensive rebound (2)			
08:42	6 HARRIS R turnover lost ball (4)			1 BLAKES M steal (3)
08:38				1 BLAKES M 2pt FG from turnover in the paint, layup missed
08:34	6 HARRIS R defensive rebound (3)			
08:32	10 WOLF I 3pt FG , jump shot missed			
08:29				23 MOORE I defensive rebound (1)
08:23				4 GREENE M 3pt FG , jump shot missed
08:20				12 PIERRE K offensive rebound (2)
08:20	6 HARRIS R foul personal (1 - 1)			12 PIERRE K foul drawn (2)
08:20	6 HARRIS R substitution out			
08:20	14 MADOL A substitution in			
08:20				14 MITCHELL A substitution out
08:20				11 OLIVER J substitution in
08:12	5 SMITH A steal (1)			23 MOORE I turnover bad pass (1)
08:01	14 MADOL A 2pt FG from turnover in the paint, layup made (2)	21-33	-12	
08:01	10 WOLF I assist (2)			
07:46				12 PIERRE K 2pt FG outside the paint, jump shot missed
07:42	10 WOLF I defensive rebound (4)			
07:17	21 STEPHENS N 2pt FG in the paint, layup made (2)	23-33	-10	
06:58				23 MOORE I 2pt FG outside the paint, jump shot missed
06:54				12 PIERRE K offensive rebound (3)
06:52		23-35	-12	12 PIERRE K 2pt FG second chance in the paint, jump shot made (8)
06:38	14 MADOL A 3pt FG , jump shot missed			
06:35				4 GREENE M defensive rebound (3)
06:32				1 BLAKES M 3pt FG , jump shot missed
06:28	5 SMITH A defensive rebound (3)			
06:28	5 SMITH A foul drawn (2)			1 BLAKES M foul personal (1 - 2)
06:28	5 SMITH A substitution out			
06:28	50 FIALA E substitution in			
06:28				4 GREENE M substitution out
06:28				5 KAPINUS L substitution in
06:18	21 STEPHENS N substitution out			



Vanderbilt at Dayton

12/19/24 University of Dayton Arena, Dayton, Ohio
2024-25 Women's Basketball

Game Time: 7:02 PM
Game Duration: 1:41
Attendance: 1,632

Officials: Billy Smith, Pualani Spurlock, Cori Chambers

Game Time	DAY	Score	Diff	VAN
06:18	6 HARRIS R substitution in			
06:01	10 WOLF I 2pt FG in the paint, jump shot made (4)	25-35	-10	
05:47	14 MADOL A foul personal (1 - 2)			5 KAPINUS L foul drawn (1)
05:44		25-37	-12	23 MOORE I 2pt FG outside the paint, jump shot made (8)
05:44				12 PIERRE K assist (4)
05:28	50 FIALA E turnover 3 seconds (1)			
05:28				12 PIERRE K substitution out
05:28				14 MITCHELL A substitution in
05:11				1 BLAKES M 2pt FG from turnover outside the paint, jump shot missed
05:09	50 FIALA E defensive rebound (1)			
05:02	14 MADOL A turnover bad pass (1)			14 MITCHELL A steal (1)
04:49				23 MOORE I 2pt FG fast break from turnover outside the paint, jump shot missed
04:46	6 HARRIS R defensive rebound (4)			
04:40	10 WOLF I 2pt FG in the paint, jump shot made (6)	27-37	-10	
04:09				23 MOORE I 2pt FG outside the paint, jump shot missed
04:06				14 MITCHELL A offensive rebound (1)
04:06	50 FIALA E foul shooting (1 - 3)			1 BLAKES M foul drawn (1)
04:06	Timeout media			
04:06		27-38	-11	1 BLAKES M free throw 1 - 2 made (9)
04:06		27-39	-12	1 BLAKES M free throw 2 - 2 made (10)
04:06				1 BLAKES M substitution out
04:06				4 GREENE M substitution in
03:48	13 WHEELER S 2pt FG in the paint, jump shot made (6)	29-39	-10	
03:48	14 MADOL A assist (1)			
03:30				5 KAPINUS L 2pt FG in the paint, jump shot missed
03:27	10 WOLF I defensive rebound (5)			
03:23	14 MADOL A turnover travel (2)			
03:23	14 MADOL A substitution out			
03:23	50 FIALA E substitution out			
03:23	5 SMITH A substitution in			
03:23	21 STEPHENS N substitution in			
03:05				23 MOORE I 2pt FG from turnover outside the paint, jump shot missed
03:01	10 WOLF I defensive rebound (6)			
02:56	6 HARRIS R foul drawn (1)			4 GREENE M foul personal (1 - 3)
02:56				5 KAPINUS L substitution out
02:56				14 MITCHELL A substitution out
02:56				1 BLAKES M substitution in
02:56				12 PIERRE K substitution in
02:37	10 WOLF I foul drawn (1)			23 MOORE I foul shooting (1 - 4)
02:37	10 WOLF I free throw 1 - 2 made (7)	30-39	-9	
02:37	10 WOLF I free throw 2 - 2 made (8)	31-39	-8	
02:23		31-41	-10	12 PIERRE K 2pt FG outside the paint, jump shot made (10)
02:23				23 MOORE I assist (1)
01:52	10 WOLF I 3pt FG , jump shot made (11)	34-41	-7	
01:52	5 SMITH A assist (1)			
01:32				12 PIERRE K 2pt FG in the paint, layup blocked
01:32	13 WHEELER S block (1)			



Vanderbilt at Dayton

12/19/24 University of Dayton Arena, Dayton, Ohio
2024-25 Women's Basketball

Officials: Billy Smith, Pualani Spurlock, Cori Chambers

Game Time	DAY	Score	Diff	VAN
01:32				12 PIERRE K offensive rebound (4)
01:30				12 PIERRE K 2pt FG second chance in the paint, layup blocked
01:30	13 WHEELER S block (2)			
01:30	6 HARRIS R defensive rebound (5)			
01:30	6 HARRIS R foul drawn (2)			12 PIERRE K foul personal (1 - 5)
01:30	6 HARRIS R free throw 1 - 2 made (1)	35-41	-6	
01:30	6 HARRIS R free throw 2 - 2 made (2)	36-41	-5	
01:30	6 HARRIS R substitution out			
01:30	1 LEAR N substitution in			
01:21				1 BLAKES M turnover lost ball (2)
01:11	turnover 10 sec back court (17)			
01:03				1 BLAKES M 3pt FG from turnover, jump shot missed
01:01	10 WOLF I defensive rebound (7)			
01:01	10 WOLF I foul drawn (2)			1 BLAKES M foul personal (2 - 6)
01:01				1 BLAKES M substitution out
01:01				10 NWABA J substitution in
01:01	10 WOLF I free throw 1 - 1 made (12)	37-41	-4	
00:44				12 PIERRE K 2pt FG outside the paint, jump shot missed
00:42				10 NWABA J offensive rebound (1)
00:42		37-43	-6	10 NWABA J 2pt FG second chance in the paint, tip-in layup made (2)
00:42	1 LEAR N foul shooting (1 - 4)			10 NWABA J foul drawn (1)
00:42		37-44	-7	10 NWABA J free throw 1 - 1 made (3)
00:26	5 SMITH A foul drawn (3)			11 OLIVER J foul shooting (1 - 7)
00:26	5 SMITH A free throw 1 - 2 made (9)	38-44	-6	
00:26	5 SMITH A free throw 2 - 2 made (10)	39-44	-5	
00:06	10 WOLF I foul personal (1 - 5)			4 GREENE M foul drawn (1)
00:06		39-45	-6	4 GREENE M free throw 1 - 2 made (14)
00:06		39-46	-7	4 GREENE M free throw 2 - 2 made (15)
00:00	10 WOLF I 3pt FG , jump shot missed			
00:00	5 SMITH A offensive rebound (4)			
END OF PERIOD				
DAY 39-46 VAN				



Vanderbilt at Dayton

12/19/24 University of Dayton Arena, Dayton, Ohio
2024-25 Women's Basketball

Game Time: 7:02 PM
Game Duration: 1:41
Attendance: 1,632

Officials: Billy Smith, Pualani Spurlock, Cori Chambers

Vanderbilt - 13

NO.	Name	F	Min	FG			Rebounds			Fouls		TP	AS	TO	ST	Blocks		+/-
				M-A	3P	FT	OR	DR	TOT	PF	FD					BS	BA	
10	Jane Nwaba	F	01:01	1-1	0-0	1-1	1	0	1	0	1	3	0	0	0	0	0	2
12	Khamil Pierre	F	07:28	2-6	0-0	0-0	3	0	3	1	1	4	1	0	0	0	2	-9
1	Mikayla Blakes	G	07:49	0-5	0-2	2-2	0	0	0	2	1	2	0	1	1	0	0	-11
11	Jordyn Oliver	G	08:20	0-0	0-0	0-0	0	0	0	1	0	0	0	0	0	0	0	-7
23	Iyana Moore	G	10:00	1-6	0-1	0-0	0	1	1	1	0	2	1	1	0	0	0	-11
5	Leilani Kapinus		03:32	0-1	0-0	0-0	0	0	0	0	1	0	0	0	0	0	0	-2
14	Aiyana Mitchell		04:12	0-0	0-0	0-0	1	0	1	1	0	0	0	0	1	0	0	-6
4	Madison Greene		07:38	0-1	0-1	2-2	0	1	1	1	1	2	0	0	0	0	0	-11
Team							0	0	0			0						
Totals				4-20	0-4	5-5	5	2	7	7	5	13	2	2	2	0	2	-11

Shooting By Period		
2 nd FG%	4-20	20.0%
3PT%	0-4	0.0%
FT%	5-5	100%
GM FG%	4-20	20.0%
3PT%	0-4	0.0%
FT%	5-5	100.0%

Dead Ball Rebounds: 0, 0

Technical Fouls::NONE

Dayton - 24

NO.	Name	F	Min	FG			Rebounds			Fouls		TP	AS	TO	ST	Blocks		+/-
				M-A	3P	FT	OR	DR	TOT	PF	FD					BS	BA	
5	Arianna Smith	F	06:55	0-0	0-0	4-4	1	2	3	0	3	4	1	0	1	0	0	9
1	Nayo Lear	G	01:30	0-0	0-0	0-0	0	0	0	1	0	0	0	0	0	0	0	-2
6	Rikki Harris	G	06:28	0-0	0-0	2-2	0	3	3	1	2	2	0	1	0	0	0	11
10	Ivy Wolf	G	10:00	3-5	1-3	3-3	0	4	4	1	2	10	1	0	0	0	0	11
12	Jayda Johnson	G	00:00	0-0	0-0	0-0	0	0	0	0	0	0	0	0	0	0	0	0
13	Shannon Wheeler		10:00	2-2	0-0	0-0	0	0	0	0	0	4	0	0	0	2	0	11
14	Ajok Madol		04:57	1-2	0-1	0-0	0	0	0	1	0	2	1	2	0	0	0	4
50	Eve Fiala		03:05	0-0	0-0	0-0	0	1	1	1	0	0	0	1	0	0	0	2
21	Nicole Stephens		07:05	1-1	0-0	0-0	0	1	1	0	0	2	1	0	0	0	0	9
Team							0	0	0			0		1				
Totals				7-10	1-4	9-9	1	11	12	5	7	24	4	5	1	2	0	11

Shooting By Period		
2 nd FG%	7-10	70.0%
3PT%	1-4	25.0%
FT%	9-9	100%
GM FG%	7-10	70.0%
3PT%	1-4	25.0%
FT%	9-9	100.0%

Dead Ball Rebounds: 0, 0

Technical Fouls::NONE

	VAN	DAY
Biggest lead	17 (2 nd 9:41)	0 (1 st 10:00)
Best Scoring Run	3(2 nd 0:42)	8(2 nd 7:17)
Lead Changes	0	
Times Tied	0	
Time with Lead	09:41	00:00

Points from	VAN	DAY
Turnovers	0	2
Paint	4	12
Second Chance	7	0
Fast Breaks	0	2
Bench	2	8

Period by Period Scoring					
	1st	2nd	3rd	4th	TOT
VAN	33	13	13	21	80
DAY	15	24	17	10	66



Vanderbilt at Dayton

12/19/24 University of Dayton Arena, Dayton, Ohio
2024-25 Women's Basketball

Game Time: 7:02 PM
Game Duration: 1:41
Attendance: 1,632

Officials: Billy Smith, Pualani Spurlock, Cori Chambers

Vanderbilt - 46

NO.	Name	F	Min	FG			Rebounds			Fouls		TP	AS	TO	ST	Blocks		+/-
				M-A	M-A	M-A	OR	DR	TOT	PF	FD					BS	BA	
10	Jane Nwaba	F	04:19	1-1	0-0	1-1	1	0	1	0	1	3	0	0	0	0	0	1
12	Khamil Pierre	F	16:49	5-10	0-0	0-0	3	1	4	1	2	10	4	0	3	0	2	11
1	Mikayla Blakes	G	15:50	3-12	2-7	2-2	1	0	1	2	1	10	1	2	3	0	1	3
11	Jordyn Oliver	G	18:20	0-2	0-0	0-0	3	1	4	1	0	0	5	0	1	1	0	11
23	Iyana Moore	G	18:36	3-10	2-4	0-0	0	1	1	1	0	8	1	1	1	0	0	1
4	Madison Greene		14:20	5-10	3-5	2-2	2	1	3	1	1	15	1	0	2	0	0	8
5	Leilani Kapinus		06:55	0-2	0-0	0-0	0	0	0	1	1	0	0	1	1	0	0	8
14	Aiyana Mitchell		04:51	0-0	0-0	0-0	1	0	1	1	0	0	0	0	1	0	0	-8
Team							1	0	1			0		0				
Totals				17-47	7-16	5-5	12	4	16	8	6	46	12	4	12	1	3	7

Shooting By Period		
1 st FG%	13-27	48.1%
3PT%	7-12	58.3%
FT%	0-0	0%
2 nd FG%	4-20	20.0%
3PT%	0-4	0.0%
FT%	5-5	100%
GM FG%	17-47	36.2%
3PT%	7-16	43.8%
FT%	5-5	100.0%

Dead Ball Rebounds: 0, 0

Technical Fouls::NONE

Dayton - 39

NO.	Name	F	Min	FG			Rebounds			Fouls		TP	AS	TO	ST	Blocks		+/-
				M-A	M-A	M-A	OR	DR	TOT	PF	FD					BS	BA	
5	Arianna Smith	F	16:55	3-3	0-0	4-4	1	3	4	1	3	10	1	0	1	0	0	-9
1	Nayo Lear	G	05:58	0-0	0-0	0-0	0	0	0	1	0	0	1	1	0	0	0	-6
6	Rikki Harris	G	16:28	0-0	0-0	2-2	0	5	5	1	2	2	2	4	0	0	0	-7
10	Ivy Wolf	G	16:37	4-8	1-3	3-3	1	6	7	1	2	12	2	2	0	1	1	3
12	Jayda Johnson	G	05:58	2-2	1-1	0-0	0	2	2	0	0	5	0	2	0	0	0	-10
7	Olivia Leung		04:53	0-1	0-0	0-0	0	0	0	0	0	0	0	1	0	0	0	-16
21	Nicole Stephens		11:07	1-1	0-0	0-0	0	1	1	0	1	2	3	0	0	0	0	1
35	Molly O'Riordan		01:59	0-0	0-0	0-0	0	0	0	0	0	0	0	2	0	0	0	-4
13	Shannon Wheeler		12:03	3-3	0-0	0-0	0	0	0	0	0	6	0	1	0	2	0	7
14	Ajok Madol		04:57	1-2	0-1	0-0	0	0	0	1	0	2	1	2	0	0	0	4
50	Eve Fiala		03:05	0-0	0-0	0-0	0	1	1	1	0	0	0	1	0	0	0	2
Team							0	0	0			0		1				
Totals				14-20	2-5	9-9	2	18	20	6	8	39	10	17	1	3	1	-7

Shooting By Period		
1 st FG%	7-10	70.0%
3PT%	1-1	100.0%
FT%	0-0	0%
2 nd FG%	7-10	70.0%
3PT%	1-4	25.0%
FT%	9-9	100%
GM FG%	14-20	70.0%
3PT%	2-5	40.0%
FT%	9-9	100.0%

Dead Ball Rebounds: 0, 0

Technical Fouls::NONE

	VAN	DAY
Biggest lead	20 (1 st 0:48)	7 (1 st 8:04)
Best Scoring Run	13(1 st 5:22)	10(2 nd 7:17)
Lead Changes	1	
Times Tied	0	
Time with Lead	16:07	03:15

	VAN	DAY
Points from		
Turnovers	24	5
Paint	16	24
Second Chance	12	0
Fast Breaks	8	4
Bench	15	10

Period by Period Scoring					
	1st	2nd	3rd	4th	TOT
VAN	33	13	13	21	80
DAY	15	24	17	10	66



Period 3

Quarter Starters:

DAY	5 Smith A	6 Harris R	10 Wolf I	13 Wheeler S	21 Stephens N
VAN	1 Blakes M	10 Nwaba J	11 Oliver J	12 Pierre K	23 Moore I

Game Time	DAY	Score	Diff	VAN
10:00	1 LEAR N substitution out			
10:00	6 HARRIS R substitution in			
10:00				4 GREENE M substitution out
10:00				1 BLAKES M substitution in
10:00				12 PIERRE K 2pt FG outside the paint, jump shot missed
09:48	defensive rebound (21)			
09:34	10 WOLF I 2pt FG in the paint, jump shot missed			
09:30	5 SMITH A offensive rebound (5)			
09:30	5 SMITH A 2pt FG second chance in the paint, tip-in layup made (12)	41-46	-5	
09:17		41-48	-7	1 BLAKES M 2pt FG outside the paint, jump shot made (12)
09:03	5 SMITH A 2pt FG in the paint, layup missed			
09:03	offensive rebound (23)			
08:47	10 WOLF I 2pt FG second chance in the paint, jump shot made (14)	43-48	-5	
08:29	21 STEPHENS N steal (1)			23 MOORE I turnover bad pass (2)
08:18	21 STEPHENS N 2pt FG from turnover in the paint, jump shot missed			
08:16	5 SMITH A offensive rebound (6)			
08:14	6 HARRIS R 3pt FG from turnover second chance, jump shot missed			
08:11				defensive dead ball rebound (1)
07:47				12 PIERRE K 2pt FG outside the paint, jump shot missed
07:43	6 HARRIS R defensive rebound (6)			
07:36	10 WOLF I 2pt FG in the paint, layup made (16)	45-48	-3	
07:21				12 PIERRE K 2pt FG in the paint, jump shot blocked
07:21	5 SMITH A block (1)			
07:18	13 WHEELER S defensive rebound (1)			
07:12	10 WOLF I 3pt FG , jump shot made (19)	48-48	0	
07:12	6 HARRIS R assist (3)			
07:11	10 WOLF I foul drawn (3)			23 MOORE I foul shooting (2 - 1)
07:11				Timeout 30 Sec
07:11				Timeout media
07:11				10 NWABA J substitution out
07:11				4 GREENE M substitution in
07:10	10 WOLF I free throw 1 - 1 missed			
07:08				defensive rebound (17)
06:55				23 MOORE I 3pt FG , jump shot missed
06:51				12 PIERRE K offensive rebound (5)
06:51		48-50	-2	12 PIERRE K 2pt FG second chance in the paint, tip-in layup made (12)
06:33	10 WOLF I 3pt FG , jump shot missed			
06:29				12 PIERRE K defensive rebound (6)
06:21				1 BLAKES M 2pt FG in the paint, jump shot missed
06:17				12 PIERRE K offensive rebound (7)



Officials: Billy Smith, Pualani Spurlock, Cori Chambers

Game Time	DAY	Score	Diff	VAN
06:16				12 PIERRE K 2pt FG second chance outside the paint, jump shot missed
06:14	5 SMITH A defensive rebound (7)			
06:06	6 HARRIS R 3pt FG , jump shot missed			
06:02				12 PIERRE K defensive rebound (8)
05:58	10 WOLF I foul shooting (2 - 1)			4 GREENE M foul drawn (2)
05:58				4 GREENE M free throw fast break 1 - 2 missed
05:58				offensive dead ball rebound (2)
05:57				4 GREENE M free throw fast break 2 - 2 missed
05:56	21 STEPHENS N defensive rebound (2)			
05:49	10 WOLF I 2pt FG in the paint, layup made (21)	50-50	0	
05:33		50-53	-3	23 MOORE I 3pt FG , jump shot made (11)
05:08	21 STEPHENS N turnover bad pass (1)			12 PIERRE K steal (4)
04:47		50-55	-5	1 BLAKES M 2pt FG from turnover outside the paint, jump shot made (14)
04:47				12 PIERRE K assist (5)
04:31	21 STEPHENS N 2pt FG in the paint, layup missed			
04:30	5 SMITH A offensive rebound (8)			
04:30	5 SMITH A foul drawn (4)			1 BLAKES M foul personal (3 - 2)
04:30	Timeout media			
04:30				1 BLAKES M substitution out
04:30				5 KAPINUS L substitution in
04:08	turnover shot clock (19)			
04:08	21 STEPHENS N substitution out			
04:08	1 LEAR N substitution in			
03:55				12 PIERRE K 2pt FG from turnover in the paint, jump shot missed
03:54	6 HARRIS R defensive rebound (7)			
03:54	6 HARRIS R foul drawn (3)			12 PIERRE K foul personal (2 - 3)
03:27	13 WHEELER S 2pt FG in the paint, layup made (8)	52-55	-3	
03:27	10 WOLF I assist (3)			
03:03		52-57	-5	12 PIERRE K 2pt FG in the paint, layup made (14)
03:03				23 MOORE I assist (2)
02:49	1 LEAR N 2pt FG in the paint, layup blocked			
02:49				11 OLIVER J block (2)
02:49	offensive rebound (31)			
02:47	13 WHEELER S 2pt FG second chance in the paint, layup made (10)	54-57	-3	
02:47	6 HARRIS R assist (4)			
02:38				5 KAPINUS L 3pt FG , jump shot missed
02:36				offensive rebound (22)
02:33				23 MOORE I 2pt FG second chance outside the paint, jump shot missed
02:29	5 SMITH A defensive rebound (9)			
02:14	10 WOLF I 2pt FG in the paint, layup missed			
02:12				defensive rebound (23)
02:06	6 HARRIS R foul personal (2 - 2)			5 KAPINUS L foul drawn (2)
02:02	1 LEAR N foul personal (2 - 3)			4 GREENE M foul drawn (3)
01:49				23 MOORE I 3pt FG , jump shot missed
01:47	1 LEAR N defensive rebound (1)			
01:43	1 LEAR N 2pt FG in the paint, layup missed			



Official Basketball Play by Play - 3rd Period
Vanderbilt at Dayton
 12/19/24 University of Dayton Arena, Dayton, Ohio
 2024-25 Women's Basketball

Game Time: 7:02 PM
Game Duration: 1:41
Attendance: 1,632

Officials: Billy Smith, Pualani Spurlock, Cori Chambers

Game Time	DAY	Score	Diff	VAN
01:40	5 SMITH A offensive rebound (10)			
01:40	5 SMITH A 2pt FG second chance in the paint, layup made (14)	56-57	-1	
01:25				12 PIERRE K 2pt FG outside the paint, jump shot missed
01:21	13 WHEELER S defensive rebound (2)			
01:15	10 WOLF I 3pt FG , jump shot missed			
01:12				12 PIERRE K defensive rebound (9)
01:07		56-59	-3	4 GREENE M 2pt FG fast break in the paint, driving layup made (17)
00:53	13 WHEELER S 2pt FG in the paint, jump shot blocked			
00:53				11 OLIVER J block (3)
00:51				11 OLIVER J defensive rebound (5)
00:37				4 GREENE M 3pt FG , jump shot missed
00:32	10 WOLF I defensive rebound (8)			
00:14	10 WOLF I turnover (3)			
00:14	10 WOLF I substitution out			
00:14	21 STEPHENS N substitution in			
00:02				23 MOORE I 3pt FG from turnover, jump shot missed
00:00				4 GREENE M offensive rebound (4)
END OF PERIOD				
DAY 56-59 VAN				



Vanderbilt at Dayton

12/19/24 University of Dayton Arena, Dayton, Ohio
2024-25 Women's Basketball

Game Time: 7:02 PM
Game Duration: 1:41
Attendance: 1,632

Officials: Billy Smith, Pualani Spurlock, Cori Chambers

Vanderbilt - 13

NO.	Name	F	Min	FG			Rebounds			Fouls		TP	AS	TO	ST	Blocks		+/-
				M-A	M-A	M-A	OR	DR	TOT	PF	FD					BS	BA	
10	Jane Nwaba	F	02:49	0-0	0-0	0-0	0	0	0	0	0	0	0	0	0	0	0	-7
12	Khamil Pierre	F	10:00	2-8	0-0	0-0	2	3	5	1	0	4	1	0	1	0	1	-4
1	Mikayla Blakes	G	05:30	2-3	0-0	0-0	0	0	0	1	0	4	0	0	0	0	0	-2
11	Jordyn Oliver	G	10:00	0-0	0-0	0-0	0	1	1	0	0	0	0	0	0	2	0	-4
23	Iyana Moore	G	10:00	1-5	1-4	0-0	0	0	0	1	0	3	1	1	0	0	0	-4
4	Madison Greene		07:11	1-2	0-1	0-2	1	0	1	0	2	2	0	0	0	0	0	3
5	Leilani Kapinus		04:30	0-1	0-1	0-0	0	0	0	0	1	0	0	0	0	0	0	-2
Team							1	2	3			0			0			
Totals				6-19	1-6	0-2	4	6	10	3	3	13	2	1	1	2	1	-4

Shooting By Period		
3 rd FG%	6-19	31.6%
3PT%	1-6	16.7%
FT%	0-2	0%
GM FG%	6-19	31.6%
3PT%	1-6	16.7%
FT%	0-2	0.0%

Dead Ball Rebounds: 1, 1

Technical Fouls::NONE

Dayton - 17

NO.	Name	F	Min	FG			Rebounds			Fouls		TP	AS	TO	ST	Blocks		+/-
				M-A	M-A	M-A	OR	DR	TOT	PF	FD					BS	BA	
5	Arianna Smith	F	10:00	2-3	0-0	0-0	4	2	6	0	1	4	0	0	0	1	0	4
1	Nayo Lear	G	04:08	0-2	0-0	0-0	0	1	1	1	0	0	0	0	0	0	1	2
6	Rikki Harris	G	10:00	0-2	0-2	0-0	0	2	2	1	1	0	2	0	0	0	0	4
10	Ivy Wolf	G	09:46	4-8	1-3	0-1	0	1	1	1	1	9	1	1	0	0	0	4
12	Jayda Johnson	G	00:00	0-0	0-0	0-0	0	0	0	0	0	0	0	0	0	0	0	0
13	Shannon Wheeler		10:00	2-3	0-0	0-0	0	2	2	0	0	4	0	0	0	0	1	4
21	Nicole Stephens		06:07	0-2	0-0	0-0	0	1	1	0	0	0	0	1	1	0	0	2
Team							2	1	3			0		1				
Totals				8-20	1-5	0-1	6	10	16	3	3	17	3	3	1	1	2	4

Shooting By Period		
3 rd FG%	8-20	40.0%
3PT%	1-5	20.0%
FT%	0-1	0%
GM FG%	8-20	40.0%
3PT%	1-5	20.0%
FT%	0-1	0.0%

Dead Ball Rebounds: 0, 0

Technical Fouls::NONE

	VAN	DAY
Biggest lead	7 (3 rd 10:00)	0 (1 st 10:00)
Best Scoring Run	5(3 rd 4:47)	7(3 rd 7:12)
Lead Changes	0	
Times Tied	2	
Time with Lead	09:23	00:00

Points from	VAN	DAY
Turnovers	2	0
Paint	6	14
Second Chance	2	8
Fast Breaks	2	0
Bench	2	4

	Period by Period Scoring				
	1st	2nd	3rd	4th	TOT
VAN	33	13	13	21	80
DAY	15	24	17	10	66



Officials: Billy Smith, Pualani Spurlock, Cori Chambers

Period 4

Quarter Starters:

DAY	1 Lear N	6 Harris R	13 Wheeler S	21 Stephens N	50 Fiala E
VAN	1 Blakes M	4 Greene M	11 Oliver J	14 Mitchell A	23 Moore I

Game Time	DAY	Score	Diff	VAN
10:00	5 SMITH A substitution out			
10:00	50 FIALA E substitution in			
10:00				5 KAPINUS L substitution out
10:00				12 PIERRE K substitution out
10:00				1 BLAKES M substitution in
10:00				14 MITCHELL A substitution in
09:44	1 LEAR N foul offensive (3 - 1)			1 BLAKES M foul drawn (2)
09:44	1 LEAR N turnover offensive (2)			
09:32	6 HARRIS R foul drawn (4)			11 OLIVER J foul offensive (2 - 1)
09:32				11 OLIVER J turnover offensive (1)
09:21	21 STEPHENS N turnover lost ball (2)			4 GREENE M steal (3)
09:18	6 HARRIS R foul shooting (3 - 2)			4 GREENE M foul drawn (4)
09:18		56-60	-4	4 GREENE M free throw fast break 1 - 2 made (18)
09:18		56-61	-5	4 GREENE M free throw fast break 2 - 2 made (19)
09:09	21 STEPHENS N foul drawn (2)			4 GREENE M foul personal (2 - 2)
09:09	turnover sec 5 (23)			
09:00		56-63	-7	4 GREENE M 2pt FG from turnover outside the paint, jump shot made (21)
08:26	21 STEPHENS N turnover bad pass (3)			1 BLAKES M steal (4)
08:21		56-65	-9	1 BLAKES M 2pt FG fast break from turnover in the paint, layup made (16)
08:21				23 MOORE I assist (3)
08:03	1 LEAR N turnover 3 seconds (3)			
08:03	1 LEAR N substitution out			
08:03	50 FIALA E substitution out			
08:03	5 SMITH A substitution in			
08:03	10 WOLF I substitution in			
07:45				1 BLAKES M turnover lost ball (3)
07:32	5 SMITH A 2pt FG from turnover in the paint, layup missed			
07:31				14 MITCHELL A defensive rebound (2)
07:31	5 SMITH A foul personal (2 - 3)			14 MITCHELL A foul drawn (1)
07:15	13 WHEELER S steal (1)			23 MOORE I turnover bad pass (3)
07:12	13 WHEELER S foul drawn (1)			1 BLAKES M foul shooting (4 - 3)
07:12				1 BLAKES M substitution out
07:12				10 NWABA J substitution in
07:12	13 WHEELER S free throw fast break 1 - 2 made (11)	57-65	-8	
07:12	13 WHEELER S free throw fast break 2 - 2 made (12)	58-65	-7	
06:51				10 NWABA J 3pt FG , jump shot missed
06:48	5 SMITH A defensive rebound (11)			
06:21	10 WOLF I 2pt FG outside the paint, jump shot missed			
06:17				23 MOORE I defensive rebound (2)
06:10	21 STEPHENS N foul shooting (1 - 4)			4 GREENE M foul drawn (5)
06:10		58-66	-8	4 GREENE M free throw 1 - 2 made (22)
06:10		58-67	-9	4 GREENE M free throw 2 - 2 made (23)



Officials: Billy Smith, Pualani Spurlock, Cori Chambers

Game Time	DAY	Score	Diff	VAN
05:46	5 SMITH A 2pt FG in the paint, layup made (16)	60-67	-7	
05:46	6 HARRIS R assist (5)			
05:26	13 WHEELER S foul shooting (1 - 5)			11 OLIVER J foul drawn (1)
05:26		60-68	-8	11 OLIVER J free throw 1 - 2 made (1)
05:26		60-69	-9	11 OLIVER J free throw 2 - 2 made (2)
04:59	6 HARRIS R 3pt FG , jump shot missed			
04:55	10 WOLF I offensive rebound (9)			
04:52	21 STEPHENS N 3pt FG second chance, jump shot missed			
04:49				14 MITCHELL A defensive rebound (3)
04:37				4 GREENE M 3pt FG , jump shot missed
04:35	10 WOLF I defensive rebound (10)			
04:17	5 SMITH A 2pt FG in the paint, jump shot missed			
04:15				10 NWABA J defensive rebound (2)
03:47		60-71	-11	11 OLIVER J 2pt FG outside the paint, jump shot made (4)
03:47				23 MOORE I assist (4)
03:28	6 HARRIS R 2pt FG outside the paint, jump shot made (4)	62-71	-9	
03:06		62-73	-11	14 MITCHELL A 2pt FG in the paint, layup made (2)
03:06				11 OLIVER J assist (6)
02:44	10 WOLF I 3pt FG , jump shot missed			
02:42				23 MOORE I defensive rebound (3)
02:42	jump ball situation			
02:42	Timeout media			
02:42	6 HARRIS R substitution out			
02:42	13 WHEELER S substitution out			
02:42	7 LEUNG O substitution in			
02:42	14 MADOL A substitution in			
02:42				10 NWABA J substitution out
02:42				14 MITCHELL A substitution out
02:42				1 BLAKES M substitution in
02:42				12 PIERRE K substitution in
02:21				1 BLAKES M 3pt FG , jump shot missed
02:18	defensive rebound (40)			
01:55	10 WOLF I 2pt FG outside the paint, jump shot made (23)	64-73	-9	
01:55	14 MADOL A assist (2)			
01:33		64-76	-12	23 MOORE I 3pt FG , jump shot made (14)
01:33				11 OLIVER J assist (7)
01:19	10 WOLF I 3pt FG , jump shot missed			
01:14				4 GREENE M defensive rebound (5)
01:14	7 LEUNG O foul personal (1 - 6)			4 GREENE M foul drawn (6)
01:14	7 LEUNG O substitution out			
01:14	6 HARRIS R substitution in			
01:14		64-77	-13	4 GREENE M free throw 1 - 2 made (24)
01:14		64-78	-14	4 GREENE M free throw 2 - 2 made (25)
01:02	5 SMITH A turnover lost ball (1)			1 BLAKES M steal (5)
00:56				12 PIERRE K 2pt FG from turnover in the paint, layup missed
00:54	5 SMITH A defensive rebound (12)			
00:45	14 MADOL A 2pt FG in the paint, layup made (4)	66-78	-12	
00:45	5 SMITH A assist (2)			
00:30		66-80	-14	11 OLIVER J 2pt FG in the paint, layup made (6)



Official Basketball Play by Play - 4th Period
Vanderbilt at Dayton
12/19/24 University of Dayton Arena, Dayton, Ohio
2024-25 Women's Basketball

Game Time: 7:02 PM
Game Duration: 1:41
Attendance: 1,632

Officials: Billy Smith, Pualani Spurlock, Cori Chambers

Game Time	DAY	Score	Diff	VAN
00:15	10 WOLF I 2pt FG in the paint, layup missed			
00:13	6 HARRIS R offensive rebound (8)			
00:11	6 HARRIS R 2pt FG second chance in the paint, layup missed			
00:08				12 PIERRE K defensive rebound (10)
END OF GAME				
DAY 66-80 VAN				



Vanderbilt at Dayton

12/19/24 University of Dayton Arena, Dayton, Ohio
2024-25 Women's Basketball

Game Time: 7:02 PM
Game Duration: 1:41
Attendance: 1,632

Officials: Billy Smith, Pualani Spurlock, Cori Chambers

Vanderbilt - 21

NO.	Name	F	Min	FG			Rebounds			Fouls		TP	AS	TO	ST	Blocks		+/-
				M-A	3P	FT	OR	DR	TOT	PF	FD					BS	BA	
10	Jane Nwaba	F	04:30	0-1	0-1	0-0	0	1	1	0	0	0	0	0	0	0	0	2
12	Khamil Pierre	F	02:42	0-1	0-0	0-0	0	1	1	0	0	0	0	0	0	0	0	3
1	Mikayla Blakes	G	05:30	1-2	0-1	0-0	0	0	0	1	1	2	0	1	2	0	0	9
11	Jordyn Oliver	G	10:00	2-2	0-0	2-2	0	0	0	1	1	6	2	1	0	0	0	11
23	Iyana Moore	G	10:00	1-1	1-1	0-0	0	2	2	0	0	3	2	1	0	0	0	11
4	Madison Greene		10:00	1-2	0-1	6-6	0	1	1	1	3	8	0	0	1	0	0	11
5	Leilani Kapinus		00:00	0-0	0-0	0-0	0	0	0	0	0	0	0	0	0	0	0	0
14	Aiyana Mitchell		07:18	1-1	0-0	0-0	0	2	2	0	1	2	0	0	0	0	0	8
Team							0	0	0		0		0					
Totals				6-10	1-4	8-8	0	7	7	3	6	21	4	3	3	0	0	11

Shooting By Period		
4 th FG%	6-10	60.0%
3PT%	1-4	25.0%
FT%	8-8	100%
GM FG%	6-10	60.0%
3PT%	1-4	25.0%
FT%	8-8	100.0%

Dead Ball Rebounds: 0, 0

Technical Fouls::NONE

Dayton - 10

NO.	Name	F	Min	FG			Rebounds			Fouls		TP	AS	TO	ST	Blocks		+/-
				M-A	3P	FT	OR	DR	TOT	PF	FD					BS	BA	
5	Arianna Smith	F	08:03	1-3	0-0	0-0	0	2	2	1	0	2	1	1	0	0	0	-5
1	Nayo Lear	G	01:57	0-0	0-0	0-0	0	0	0	1	0	0	0	2	0	0	0	-6
6	Rikki Harris	G	08:32	1-3	0-1	0-0	1	0	1	1	1	2	1	0	0	0	0	-10
10	Ivy Wolf	G	08:03	1-5	0-2	0-0	1	1	2	0	0	2	0	0	0	0	0	-5
12	Jayda Johnson	G	00:00	0-0	0-0	0-0	0	0	0	0	0	0	0	0	0	0	0	0
13	Shannon Wheeler		07:18	0-0	0-0	2-2	0	0	0	1	1	2	0	0	1	0	0	-8
21	Nicole Stephens		10:00	0-1	0-1	0-0	0	0	0	1	1	0	0	2	0	0	0	-11
50	Eve Fiala		01:57	0-0	0-0	0-0	0	0	0	0	0	0	0	0	0	0	0	-6
7	Olivia Leung		01:28	0-0	0-0	0-0	0	0	0	1	0	0	0	0	0	0	0	-1
14	Ajok Madol		02:42	1-1	0-0	0-0	0	0	0	0	0	2	1	0	0	0	0	-3
Team							0	1	1		0		1					
Totals				4-13	0-4	2-2	2	4	6	6	3	10	3	6	1	0	0	-11

Shooting By Period		
4 th FG%	4-13	30.8%
3PT%	0-4	0.0%
FT%	2-2	100%
GM FG%	4-13	30.8%
3PT%	0-4	0.0%
FT%	2-2	100.0%

Dead Ball Rebounds: 0, 0

Technical Fouls::NONE

	VAN	DAY
Biggest lead	14 (4 th 1:14)	0 (1 st 10:00)
Best Scoring Run	6(4 th 8:21)	2(4 th 7:12)
Lead Changes	0	
Times Tied	0	
Time with Lead	09:18	00:00

	VAN	DAY
Points from		
Turnovers	6	2
Paint	6	4
Second Chance	0	0
Fast Breaks	4	2
Bench	10	4

Period by Period Scoring					
	1st	2nd	3rd	4th	TOT
VAN	33	13	13	21	80
DAY	15	24	17	10	66



Vanderbilt at Dayton

12/19/24 University of Dayton Arena, Dayton, Ohio
2024-25 Women's Basketball

Game Time: 7:02 PM
Game Duration: 1:41
Attendance: 1,632

Officials: Billy Smith, Pualani Spurlock, Cori Chambers

Vanderbilt - 34

NO.	Name	F/G	Min	FG			Rebounds			Fouls		TP	AS	TO	ST	Blocks		+/-
				M-A	M-A	M-A	OR	DR	TOT	PF	FD					BS	BA	
10	Jane Nwaba	F	07:19	0-1	0-1	0-0	0	1	1	0	0	0	0	0	0	0	0	-5
12	Khamil Pierre	F	12:42	2-9	0-0	0-0	2	4	6	1	0	4	1	0	1	0	1	-1
1	Mikayla Blakes	G	11:00	3-5	0-1	0-0	0	0	0	2	1	6	0	1	2	0	0	7
11	Jordyn Oliver	G	20:00	2-2	0-0	2-2	0	1	1	1	1	6	2	1	0	2	0	7
23	Iyana Moore	G	20:00	2-6	2-5	0-0	0	2	2	1	0	6	3	2	0	0	0	7
4	Madison Greene		17:11	2-4	0-2	6-8	1	1	2	1	5	10	0	0	1	0	0	14
5	Leilani Kapinus		04:30	0-1	0-1	0-0	0	0	0	0	1	0	0	0	0	0	0	-2
14	Aiyana Mitchell		07:18	1-1	0-0	0-0	0	2	2	0	1	2	0	0	0	0	0	8
Team							1	2	3			0		0				
Totals				12-29	2-10	8-10	4	13	17	6	9	34	6	4	4	2	1	7

Shooting By Period		
3 rd FG%	6-19	31.6%
3PT%	1-6	16.7%
FT%	0-2	0%
4 th FG%	6-10	60.0%
3PT%	1-4	25.0%
FT%	8-8	100%
GM FG%	12-29	41.4%
3PT%	2-10	20.0%
FT%	8-10	80.0%

Dead Ball Rebounds: 1, 1

Technical Fouls::NONE

Dayton - 27

NO.	Name	F/G	Min	FG			Rebounds			Fouls		TP	AS	TO	ST	Blocks		+/-
				M-A	M-A	M-A	OR	DR	TOT	PF	FD					BS	BA	
5	Arianna Smith	F	18:03	3-6	0-0	0-0	4	4	8	1	1	6	1	1	0	1	0	-1
1	Nayo Lear	G	06:05	0-2	0-0	0-0	0	1	1	2	0	0	0	2	0	0	1	-4
6	Rikki Harris	G	18:32	1-5	0-3	0-0	1	2	3	2	2	2	3	0	0	0	0	-6
10	Ivy Wolf	G	17:49	5-13	1-5	0-1	1	2	3	1	1	11	1	1	0	0	0	-1
12	Jayda Johnson	G	00:00	0-0	0-0	0-0	0	0	0	0	0	0	0	0	0	0	0	0
13	Shannon Wheeler		17:18	2-3	0-0	2-2	0	2	2	1	1	6	0	0	1	0	1	-4
21	Nicole Stephens		16:07	0-3	0-1	0-0	0	1	1	1	1	0	0	3	1	0	0	-9
50	Eve Fiala		01:57	0-0	0-0	0-0	0	0	0	0	0	0	0	0	0	0	0	-6
7	Olivia Leung		01:28	0-0	0-0	0-0	0	0	0	1	0	0	0	0	0	0	0	-1
14	Ajok Madol		02:42	1-1	0-0	0-0	0	0	0	0	0	2	1	0	0	0	0	-3
Team							2	2	4			0		2				
Totals				12-33	1-9	2-3	8	14	22	9	6	27	6	9	2	1	2	-7

Shooting By Period		
3 rd FG%	8-20	40.0%
3PT%	1-5	20.0%
FT%	0-1	0%
4 th FG%	4-13	30.8%
3PT%	0-4	0.0%
FT%	2-2	100%
GM FG%	12-33	36.4%
3PT%	1-9	11.1%
FT%	2-3	66.7%

Dead Ball Rebounds: 0, 0

Technical Fouls::NONE

	VAN	DAY
Biggest lead	14 (4 th 1:14)	0 (1 st 10:00)
Best Scoring Run	8(4 th 8:21)	7(3 rd 7:12)
Lead Changes	0	
Times Tied	2	
Time with Lead	19:23	00:00

	VAN	DAY
Points from		
Turnovers	8	2
Paint	12	18
Second Chance	2	8
Fast Breaks	6	2
Bench	12	8

Period by Period Scoring					
	1st	2nd	3rd	4th	TOT
VAN	33	13	13	21	80
DAY	15	24	17	10	66



Vanderbilt at Dayton

12/19/24 University of Dayton Arena, Dayton, Ohio
2024-25 Women's Basketball

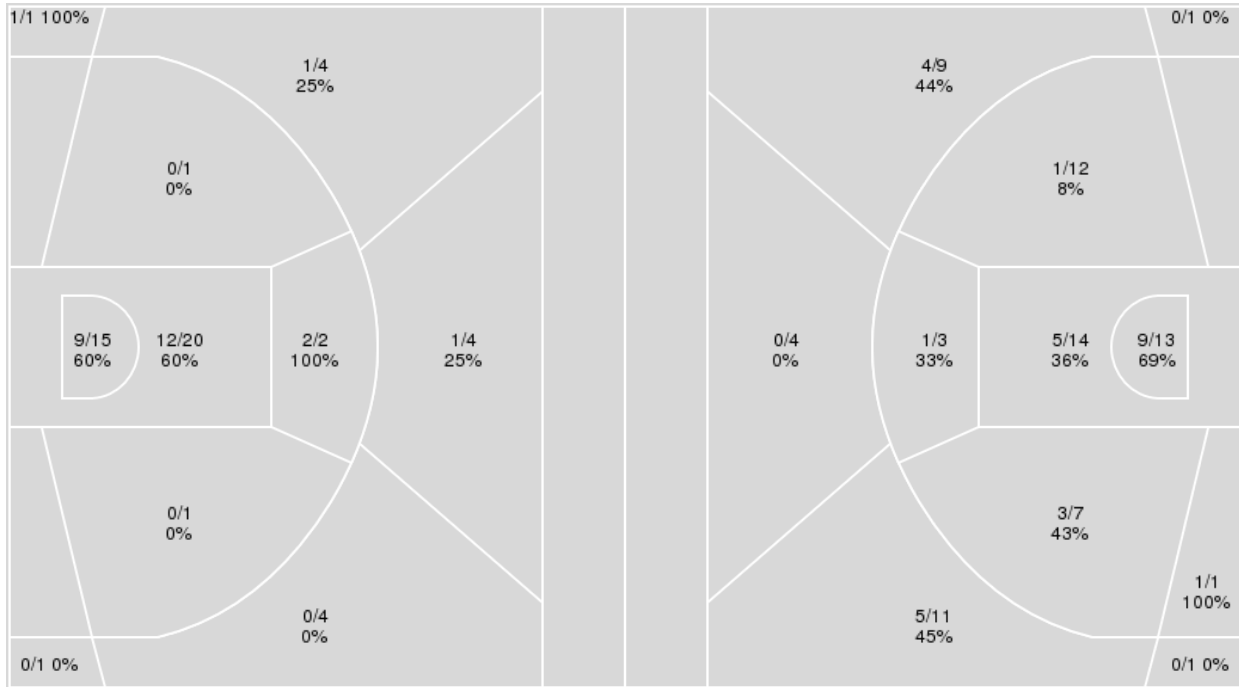
Officials: Billy Smith, Pualani Spurlock, Cori Chambers

{ Players => All; } FG Types => All; Results => All;

{ Players => 1, 2, 4, 5, 10, 11, 12, 13, 14, 23, 24, 30, 35; } FG Types => All; Results => All;

Dayton

Vanderbilt



Dayton	M/A	%
Field Goals	26/53	49
2 Points	23/39	59
3 Points	3/14	21
Free Throws	11/12	92

Vanderbilt	M/A	%
Field Goals	29/76	38
2 Points	20/50	40
3 Points	9/26	35
Free Throws	13/15	87



Vanderbilt at Dayton

12/19/24 University of Dayton Arena, Dayton, Ohio
2024-25 Women's Basketball

Officials: Billy Smith, Pualani Spurlock, Cori Chambers

Vanderbilt

No	Name	Mins		Score		Points Diff		Points per Min		Assists		Rebounds		Steals		Turnovers	
		On	Off	On	Off	On	Off	On	Off	On	Off	On	Off	On	Off	On	Off
1	Mikayla Blakes	26:50	13:10	57 - 47	23 - 19	10	4	2.12	1.75	13	5	19	14	14	2	7	1
4	Madison Greene	31:31	08:29	68 - 46	12 - 20	22	-8	2.16	1.41	15	3	31	2	14	2	6	2
5	Leilani Kapinus	11:25	28:35	22 - 16	58 - 50	6	8	1.93	2.03	5	13	10	23	6	10	1	7
10	Jane Nwaba	11:38	28:22	21 - 25	59 - 41	-4	18	1.81	2.08	4	14	6	27	1	15	2	6
11	Jordyn Oliver	38:20	01:40	80 - 62	0 - 4	18	-4	2.09	0.00	18	0	31	2	15	1	8	0
12	Khamil Pierre	29:31	10:29	64 - 54	16 - 12	10	4	2.17	1.53	15	3	27	6	13	3	5	3
14	Aiyana Mitchell	12:09	27:51	16 - 16	64 - 50	0	14	1.32	2.30	3	15	8	25	4	12	3	5
23	Iyana Moore	38:36	01:24	72 - 64	8 - 2	8	6	1.87	5.69	17	1	33	0	13	3	8	0

Dayton

No	Name	Mins		Score		Points Diff		Points per Min		Assists		Rebounds		Steals		Turnovers	
		On	Off	On	Off	On	Off	On	Off	On	Off	On	Off	On	Off	On	Off
1	Nayo Lear	12:03	27:57	16 - 26	50 - 54	-10	-4	1.33	1.79	5	11	13	29	0	3	11	15
5	Arianna Smith	34:58	05:02	60 - 70	6 - 10	-10	-4	1.72	1.19	15	1	39	3	3	0	18	8
6	Rikki Harris	35:00	05:00	57 - 70	9 - 10	-13	-1	1.63	1.80	14	2	37	5	2	1	25	1
7	Olivia Leung	06:21	33:39	8 - 25	58 - 55	-17	3	1.26	1.72	3	13	3	39	0	3	8	18
10	Ivy Wolf	34:25	05:35	62 - 60	4 - 20	2	-16	1.80	0.72	14	2	41	1	3	0	15	11
12	Jayda Johnson	05:58	34:02	9 - 19	57 - 61	-10	-4	1.51	1.67	3	13	5	37	0	3	6	20
13	Shannon Wheeler	29:21	10:39	51 - 48	15 - 32	3	-17	1.74	1.41	10	6	34	8	3	0	17	9
14	Ajok Madol	07:39	32:21	14 - 13	52 - 67	1	-15	1.83	1.61	4	12	8	34	1	2	4	22
21	Nicole Stephens	27:14	12:47	45 - 53	21 - 27	-8	-6	1.65	1.64	10	6	27	15	3	0	16	10
35	Molly O'Riordan	01:59	38:01	2 - 6	64 - 74	-4	-10	1.01	1.68	1	15	0	42	0	3	2	24
50	Eve Fiala	05:02	34:58	6 - 10	60 - 70	-4	-10	1.19	1.72	1	15	3	39	0	3	8	18

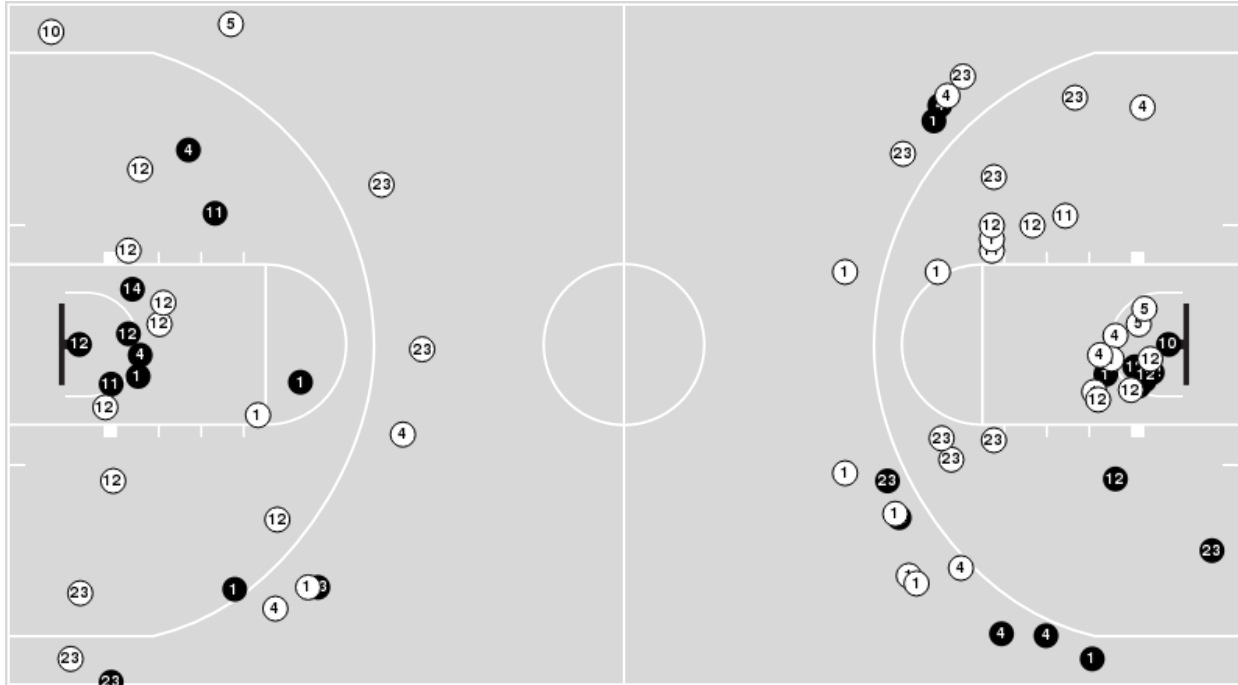


Officials: Billy Smith, Pualani Spurlock, Cori Chambers

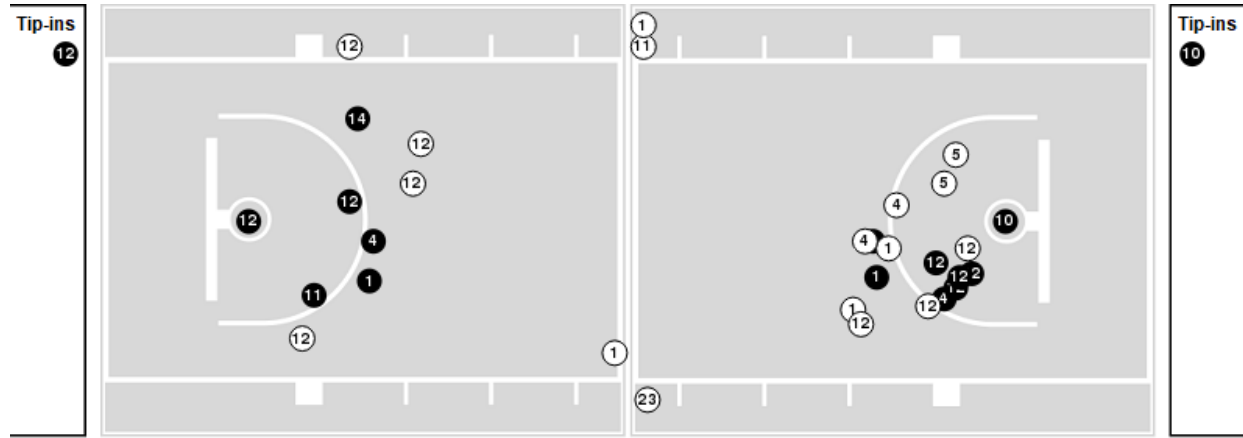
Players => 1, 2, 4, 5, 10, 11, 12, 13, 14, 23, 24, 30, 35FG Types=>AllResults=>All

Vanderbilt

All Field Goals



Blow Up Chart



● Made ○ Missed N - Player Number

Vanderbilt	M/A	%
Field Goals	29/76	38
2 Points	20/50	40
3 Points	9/26	35
Free Throws	13/15	87

Vanderbilt	M/A	%
Points in the Paint	28 (14 / 27)	52
Fast Break Points	14 (8/11)	73
Second Chance Points	14 (8/15)	53
Effective FG%	44	



Vanderbilt at Dayton

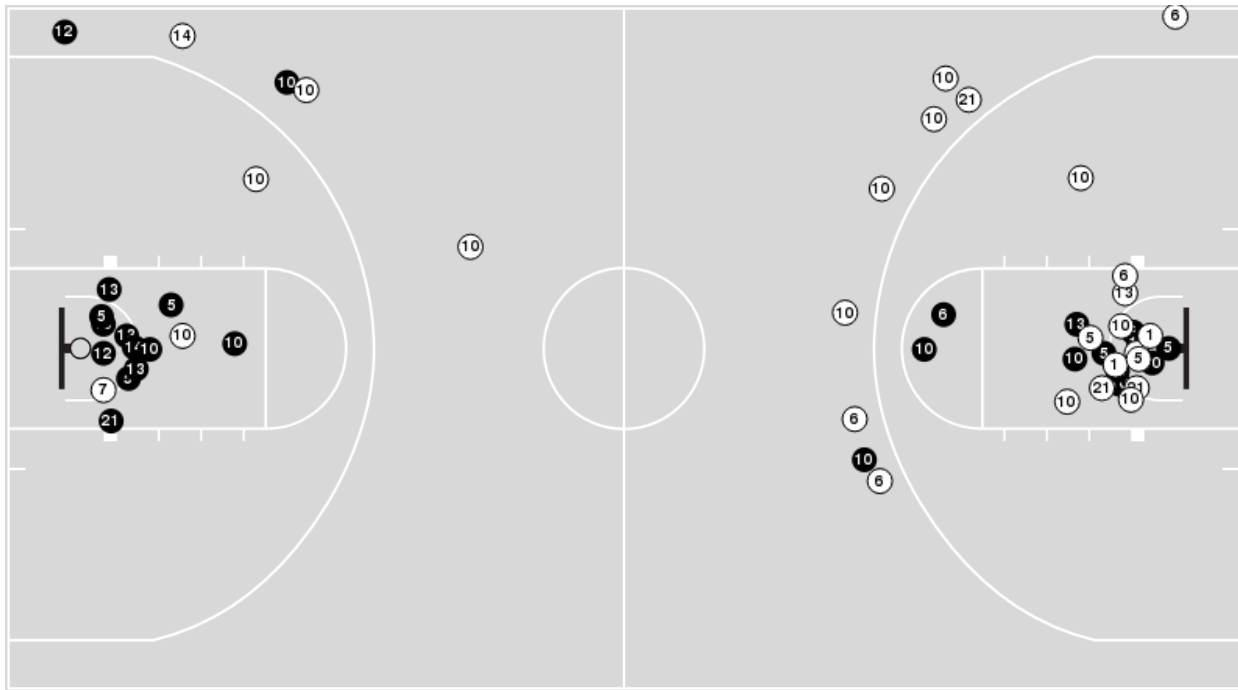
12/19/24 University of Dayton Arena, Dayton, Ohio
2024-25 Women's Basketball

Officials: Billy Smith, Pualani Spurlock, Cori Chambers

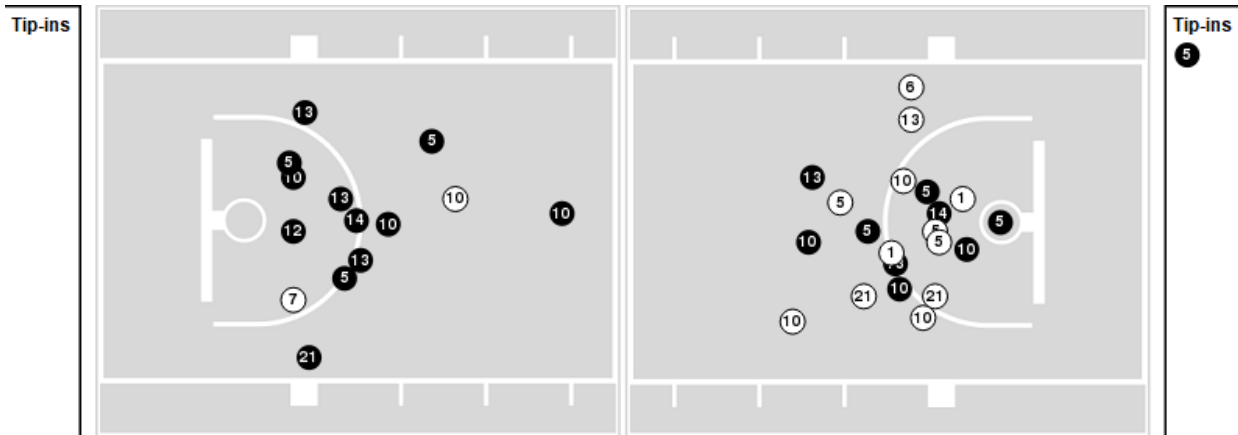
Players => AllFG Types=>AllResults=>All

Dayton

All Field Goals



Blow Up Chart



● Made ○ Missed N - Player Number

Dayton	M/A	%
Field Goals	26/53	49
2 Points	23/39	59
3 Points	3/14	21
Free Throws	11/12	92

Dayton	M/A	%
Points in the Paint	42 (21 / 35)	60
Fast Break Points	6 (4/4)	100
Second Chance Points	8 (4/8)	50
Effective FG%	52	



Vanderbilt at Dayton

12/19/24 University of Dayton Arena, Dayton, Ohio
2024-25 Women's Basketball

Officials: Billy Smith, Pualani Spurlock, Cori Chambers

Vanderbilt

Lineup	Quarter On	Time On	Quarter Off	Time Off	Time on Court	Score	Score Diff	Reb	Stl	Tov	Ass	PPP
1- Blakes M/ 10- Nwaba J/ 11- Oliver J/ 12- Pierre K/ 23- Moore I/	1	10:00	1	06:42	03:18	6-7	-1	1	1	1	2	1.2000
1- Blakes M/ 4- Greene M/ 11- Oliver J/ 12- Pierre K/ 23- Moore I/	1	06:42	1	04:02	02:40	13-2	11	4	4	0	5	1.8571
4- Greene M/ 5- Kapinus L/ 11- Oliver J/ 12- Pierre K/ 23- Moore I/	1	04:02	1	02:03	01:59	6-2	4	4	2	1	2	2.0000
1- Blakes M/ 4- Greene M/ 5- Kapinus L/ 11- Oliver J/ 12- Pierre K/	1	02:03	1	00:38	01:24	8-2	6	0	3	0	1	1.6000
1- Blakes M/ 4- Greene M/ 11- Oliver J/ 14- Mitchell A/ 23- Moore I/	1	00:38	2	10:00	00:38	0-2	-2	0	0	0	0	0.0000
1- Blakes M/ 4- Greene M/ 12- Pierre K/ 14- Mitchell A/ 23- Moore I/	2	10:00	2	08:20	01:40	0-4	-4	2	1	0	0	0.0000
1- Blakes M/ 4- Greene M/ 11- Oliver J/ 12- Pierre K/ 23- Moore I/	2	08:20	2	06:28	01:52	2-4	-2	2	0	1	0	0.5000
1- Blakes M/ 5- Kapinus L/ 11- Oliver J/ 12- Pierre K/ 23- Moore I/	2	06:28	2	05:28	01:00	2-2	0	0	0	0	1	2.0000
1- Blakes M/ 5- Kapinus L/ 11- Oliver J/ 14- Mitchell A/ 23- Moore I/	2	05:28	2	04:06	01:22	2-2	0	1	1	0	0	0.6944
4- Greene M/ 5- Kapinus L/ 11- Oliver J/ 14- Mitchell A/ 23- Moore I/	2	04:06	2	02:56	01:10	0-2	-2	0	0	0	0	0.0000
1- Blakes M/ 4- Greene M/ 11- Oliver J/ 12- Pierre K/ 23- Moore I/	2	02:56	2	01:01	01:55	2-7	-5	1	0	1	1	0.5000
4- Greene M/ 10- Nwaba J/ 11- Oliver J/ 12- Pierre K/ 23- Moore I/	2	01:01	3	10:00	01:01	5-3	2	1	0	0	0	2.1552
1- Blakes M/ 10- Nwaba J/ 11- Oliver J/ 12- Pierre K/ 23- Moore I/	3	10:00	3	07:11	02:49	2-9	-7	0	0	1	0	0.4000
1- Blakes M/ 4- Greene M/ 11- Oliver J/ 12- Pierre K/ 23- Moore I/	3	07:11	3	04:30	02:41	7-2	5	5	1	0	1	1.4344
4- Greene M/ 5- Kapinus L/ 11- Oliver J/ 12- Pierre K/ 23- Moore I/	3	04:30	4	10:00	04:30	4-6	-2	5	0	0	1	0.5714
1- Blakes M/ 4- Greene M/ 11- Oliver J/ 14- Mitchell A/ 23- Moore I/	4	10:00	4	07:12	02:48	6-0	6	1	2	3	1	1.0204
4- Greene M/ 10- Nwaba J/ 11- Oliver J/ 14- Mitchell A/ 23- Moore I/	4	07:12	4	02:42	04:30	8-6	2	4	0	0	2	1.3889
1- Blakes M/ 4- Greene M/ 11- Oliver J/ 12- Pierre K/ 23- Moore I/	4	02:42	4	00:00	02:42	7-4	3	2	1	0	1	1.4344



Vanderbilt at Dayton

12/19/24 University of Dayton Arena, Dayton, Ohio
2024-25 Women's Basketball

Officials: Billy Smith, Pualani Spurlock, Cori Chambers

Dayton

Lineup	Quarter On	Time On	Quarter Off	Time Off	Time on Court	Score	Score Diff	Reb	Stl	Tov	Ass	PPP
1- Lear N/ 5- Smith A/ 6- Harris R/ 10- Wolf I/ 12- Johnson J/	1	10:00	1	05:32	04:28	7-11	-4	4	0	4	3	0.8750
5- Smith A/ 6- Harris R/ 7- Leung O/ 10- Wolf I/ 12- Johnson J/	1	05:32	1	04:02	01:30	2-8	-6	1	0	2	0	0.6667
5- Smith A/ 6- Harris R/ 7- Leung O/ 21- Stephens N/ 35- O'Riordan M/	1	04:02	1	02:03	01:59	2-6	-4	0	0	2	1	0.5000
5- Smith A/ 6- Harris R/ 7- Leung O/ 13- Wheeler S/ 21- Stephens N/	1	02:03	1	00:38	01:24	2-8	-6	1	0	4	1	0.4000
5- Smith A/ 6- Harris R/ 10- Wolf I/ 13- Wheeler S/ 21- Stephens N/	1	00:38	2	08:20	02:18	6-0	6	5	0	1	2	1.2295
5- Smith A/ 10- Wolf I/ 13- Wheeler S/ 14- Madol A/ 21- Stephens N/	2	08:20	2	06:28	01:52	4-2	2	2	1	0	1	1.3333
10- Wolf I/ 13- Wheeler S/ 14- Madol A/ 21- Stephens N/ 50- Fiala E/	2	06:28	2	06:18	00:10	0-0	0	0	0	0	0	0.0000
6- Harris R/ 10- Wolf I/ 13- Wheeler S/ 14- Madol A/ 50- Fiala E/	2	06:18	2	03:23	02:55	6-4	2	3	0	3	1	1.0000
5- Smith A/ 6- Harris R/ 10- Wolf I/ 13- Wheeler S/ 21- Stephens N/	2	03:23	2	01:30	01:53	7-2	5	2	0	0	1	2.5362
1- Lear N/ 5- Smith A/ 10- Wolf I/ 13- Wheeler S/ 21- Stephens N/	2	01:30	3	10:00	01:30	3-5	-2	2	0	1	0	1.2931
5- Smith A/ 6- Harris R/ 10- Wolf I/ 13- Wheeler S/ 21- Stephens N/	3	10:00	3	04:08	05:52	11-9	2	9	1	2	1	1.0536
1- Lear N/ 5- Smith A/ 6- Harris R/ 10- Wolf I/ 13- Wheeler S/	3	04:08	3	00:14	03:53	6-4	2	7	0	1	2	0.8571
1- Lear N/ 5- Smith A/ 6- Harris R/ 13- Wheeler S/ 21- Stephens N/	3	00:14	4	10:00	00:14	0-0	0	0	0	0	0	0.0000
1- Lear N/ 6- Harris R/ 13- Wheeler S/ 21- Stephens N/ 50- Fiala E/	4	10:00	4	08:03	01:57	0-6	-6	0	0	5	0	0.0000
5- Smith A/ 6- Harris R/ 10- Wolf I/ 13- Wheeler S/ 21- Stephens N/	4	08:03	4	02:42	05:21	6-8	-2	3	1	0	1	0.7614
5- Smith A/ 7- Leung O/ 10- Wolf I/ 14- Madol A/ 21- Stephens N/	4	02:42	4	01:14	01:28	2-3	-1	1	0	0	1	1.0000
5- Smith A/ 6- Harris R/ 10- Wolf I/ 14- Madol A/ 21- Stephens N/	4	01:14	4	00:00	01:14	2-4	-2	2	0	1	1	0.6667



Vanderbilt at Dayton

12/19/24 University of Dayton Arena, Dayton, Ohio
2024-25 Women's Basketball

Officials: Billy Smith, Pualani Spurlock, Cori Chambers

Vanderbilt

Lineup	Time	Score	Score Diff	Pts/Min	Reb	Stl	Tov	Ass	PPP
1- Blakes M/ 4- Greene M/ 11- Oliver J/ 12- Pierre K/ 23- Moore I/	11:50	31-19	12	2.6197	14	6	2	8	1.2520
4- Greene M/ 5- Kapinus L/ 11- Oliver J/ 12- Pierre K/ 23- Moore I/	06:29	10-8	2	1.5424	9	2	1	3	1.0000
1- Blakes M/ 10- Nwaba J/ 11- Oliver J/ 12- Pierre K/ 23- Moore I/	06:07	8-16	-8	1.3079	1	1	2	2	0.8000
4- Greene M/ 10- Nwaba J/ 11- Oliver J/ 14- Mitchell A/ 23- Moore I/	04:30	8-6	2	1.7778	4	0	0	2	1.3889
1- Blakes M/ 4- Greene M/ 11- Oliver J/ 14- Mitchell A/ 23- Moore I/	03:26	6-2	4	1.7417	1	2	3	1	0.7614
1- Blakes M/ 4- Greene M/ 12- Pierre K/ 14- Mitchell A/ 23- Moore I/	01:40	0-4	-4	0.0000	2	1	0	0	0.0000
1- Blakes M/ 4- Greene M/ 5- Kapinus L/ 11- Oliver J/ 12- Pierre K/	01:24	8-2	6	5.6940	0	3	0	1	1.6000
1- Blakes M/ 5- Kapinus L/ 11- Oliver J/ 14- Mitchell A/ 23- Moore I/	01:22	2-2	0	1.4634	1	1	0	0	0.6944
4- Greene M/ 5- Kapinus L/ 11- Oliver J/ 14- Mitchell A/ 23- Moore I/	01:10	0-2	-2	0.0000	0	0	0	0	0.0000
4- Greene M/ 10- Nwaba J/ 11- Oliver J/ 12- Pierre K/ 23- Moore I/	01:01	5-3	2	4.9180	1	0	0	0	2.1552
1- Blakes M/ 5- Kapinus L/ 11- Oliver J/ 12- Pierre K/ 23- Moore I/	01:00	2-2	0	2.0000	0	0	0	1	2.0000



Officials: Billy Smith, Pualani Spurlock, Cori Chambers

Dayton

Lineup	Time	Score	Score Diff	Pts/Min	Reb	Stl	Tov	Ass	PPP
5- Smith A/ 6- Harris R/ 10- Wolf I/ 13- Wheeler S/ 21- Stephens N/	15:24	30-19	11	1.9466	19	2	3	5	1.1556
1- Lear N/ 5- Smith A/ 6- Harris R/ 10- Wolf I/ 12- Johnson J/	04:28	7-11	-4	1.5672	4	0	4	3	0.8750
1- Lear N/ 5- Smith A/ 6- Harris R/ 10- Wolf I/ 13- Wheeler S/	03:53	6-4	2	1.5418	7	0	1	2	0.8571
6- Harris R/ 10- Wolf I/ 13- Wheeler S/ 14- Madol A/ 50- Fiala E/	02:55	6-4	2	2.0571	3	0	3	1	1.0000
5- Smith A/ 6- Harris R/ 7- Leung O/ 21- Stephens N/ 35- O'Riordan M/	01:59	2-6	-4	1.0084	0	0	2	1	0.5000
1- Lear N/ 6- Harris R/ 13- Wheeler S/ 21- Stephens N/ 50- Fiala E/	01:57	0-6	-6	0.0000	0	0	5	0	0.0000
5- Smith A/ 10- Wolf I/ 13- Wheeler S/ 14- Madol A/ 21- Stephens N/	01:52	4-2	2	2.1429	2	1	0	1	1.3333
5- Smith A/ 6- Harris R/ 7- Leung O/ 10- Wolf I/ 12- Johnson J/	01:30	2-8	-6	1.3333	1	0	2	0	0.6667
1- Lear N/ 5- Smith A/ 10- Wolf I/ 13- Wheeler S/ 21- Stephens N/	01:30	3-5	-2	2.0000	2	0	1	0	1.2931
5- Smith A/ 7- Leung O/ 10- Wolf I/ 14- Madol A/ 21- Stephens N/	01:28	2-3	-1	1.3636	1	0	0	1	1.0000
5- Smith A/ 6- Harris R/ 7- Leung O/ 13- Wheeler S/ 21- Stephens N/	01:24	2-8	-6	1.4235	1	0	4	1	0.4000
5- Smith A/ 6- Harris R/ 10- Wolf I/ 14- Madol A/ 21- Stephens N/	01:14	2-4	-2	1.6216	2	0	1	1	0.6667
1- Lear N/ 5- Smith A/ 6- Harris R/ 13- Wheeler S/ 21- Stephens N/	00:14	0-0	0	0.0000	0	0	0	0	0.0000
10- Wolf I/ 13- Wheeler S/ 14- Madol A/ 21- Stephens N/ 50- Fiala E/	00:10	0-0	0	0.0000	0	0	0	0	0.0000