

GEORGIA TECH

132ND SEASON • 4 NATIONAL CHAMPIONSHIPS • 15 CONFERENCE CHAMPIONSHIPS • 47 BOWL APPEARANCES • 26 BOWL VICTORIES

GEORGIA TECH (7-5, 5-3 ACC) vs. VANDERBILT (6-6, 3-5 SEC)

2024 BIRMINGHAM BOWL • FRIDAY, DECEMBER 27, 2024 • 3:30 P.M. ET/2:30 P.M. CT • BIRMINGHAM, ALA. • PROTECTIVE STADIUM

MATCHUP AT A GLANCE



GEORGIA TECH

7-5 (5-3 ACC)
 Atlanta, Ga.
 1885
 47,946
 Yellow Jackets, Ramblin' Wreck
 Tech Gold and White
 Atlantic Coast
 Bobby Dodd Stadium at Hyundai Field (55,000)
 Brent Key
 18-15 (Second full season)
 Same
 RV (Coaches)
 Multiple
 29.1 (11th/58th)
 186.8 (3rd/27th)
 240.3 (9th/49th)
 427.1 (6th/33rd)
 4-2-5
 24.3 (9th/63rd)
 121.3 (5th/32nd)
 225.8 (8th/82nd)
 345.9 (5th/46th)
 L, 44-42 (8 OT) at No. 6 Georgia



vs.

Record.....6-6 (3-5 SEC)
Location.....Nashville, Tenn.
Founded.....1873
Enrollment.....13,575
Nickname.....Commodores
Colors.....Gold and Black
Conference.....Southeastern
Stadium (Capacity).....FirstBank Stadium (39,790)
Head Coach.....Kirby Smart
Head Coach's Record at School.....103-18 (9th season)
Head Coach's Overall Record.....Same
National Ranking.....N/A
Basic Offense.....Multiple
Points Per Game (Conference/National Rank).....26.7 (13th/75th)
Rushing Yards Per Game (Conference/National Rank).....139.3 (13th/86th)
Passing Yards Per Game (Conference/National Rank).....180.2 (15th/116th)
Total Yards Per Game (Conference/National Rank).....319.4 (16th/123rd)
Basic Defense.....4-2-5
Points Allowed Per Game (Conference/National Rank).....23.1 (12th/50th)
Rushing Yards Allowed Per Game (Conference/National Rank).....136.7 (10th/44th)
Passing Yards Allowed Per Game (Conference/National Rank).....238.3 (14th/99th)
Total Yards Allowed Per Game (Conference/National Rank).....375.0 (14th/75th)
Last Game.....L, 36-23 vs. No. 7 Tennessee



VANDERBILT

2024 GEORGIA TECH SCHEDULE/RESULTS

• Overall: **7-5** | ACC: **5-3** | Place: **t-4th**
 • Home: **5-1** | Away: **1-4** | Neutral: **1-0** | Streak: **L1**

Date	Opponent	Time/Result	TV
Aug. 24	No. 10 Florida State*^	W, 24-21	ESPN
Aug. 31	GEORGIA STATE	W, 35-12	ACC Network
Sept. 7	at -/rv Syracuse*	L, 31-28	ACC Network
Sept. 14	VMI	W, 59-7	ACCNX
Sept. 21	at No. 19/20 Louisville*	L, 31-19	ESPN2
Oct. 5	-/rv DUKE*	W, 24-14	ACC Network
Oct. 12	at North Carolina*	W, 41-34	The CW
Oct. 19	No. 12/11 NOTRE DAME #	L, 31-13	ESPN
Oct. 26	at Virginia Tech	L, 21-6	ACC Network
Nov. 9	No. 4 MIAMI (FLA.)*	W, 28-23	ESPN
Nov. 21	NC STATE* (Thur.)	W, 30-29	ESPN
Nov. 29	at No. 6 Georgia	L, 44-42 (8OT)	ABC
Dec. 27	vs. Vanderbilt®	3:30 p.m.	ESPN

All times Eastern; Home games in **BOLD CAPS**

* ACC game

^ Aer Lingus College Football Classic (Dublin, Ireland)

at Mercedes-Benz Stadium @ Birmingham Bowl (Birmingham, Ala.)

ON THE AIR

TV: ESPN

- **Play-by-Play** Dave Neal
- **Analyst** Aaron Murray
- **Sideline Reporter** Ashley ShahAhmadi
- Mobile App: ESPN
- Online: WatchESPN.com

RADIO: Georgia Tech Sports Network

- **Play-by-Play** Andy Demetra
- **Analyst** Andrew Gardner
- **Sideline Reporter** Chris Mooneyham
- In Atlanta: 680 AM/93.7 FM The Fan
- Across Georgia: Visit RamblinWreck.com for station affiliate list
- Satellite: SiriusXM 371
- Mobile Apps: GT Yellow Jackets, 680 The Fan, SiriusXM, TuneIn
- Online: RamblinWreck.com, 680TheFan.com

GEORGIA TECH'S LAST GAME

at No. 6 Georgia L, 44-42 (8OT)
 Date Nov. 29
 Location Athens, Ga. (Sanford Stadium)

Total Offense	Total Defense
Rushing 260	Rushing 108
Passing 303	Passing 297
Turnovers 1	Takeaways 1
Passing Leader	
Haynes King 26-36-0, 303 yds., 2 TDs	
Receiving Leaders	
Chase Lane 4 rec., 58 yds.	
Rushing Leaders	
Haynes King 24 carries, 110 yds., 3 TDs	
Jamal Haynes 13 carries, 91 yds.	
Defensive Leaders	
Clayton Powell-Lee 5 TKLs, 1 Sack	
Omar Daniels 7 TKLs	
Jackson Hamilton 7 TKLs, 1 FR	

TOP STORYLINES

- Georgia Tech makes its second-straight bowl appearance and renews a rivalry when it faces Vanderbilt in the 2024 Birmingham Bowl.
- Georgia Tech has earned consecutive bowl berths for the first time since 2013 and 2014 with a 7-5 regular-season record. The Yellow Jackets are in search of bowl wins in back-to-back years for the first time since 2003 and 2004.
- Tech is one of the most decorated bowl teams in college football history. The Yellow Jackets are making their 47th bowl appearance, which is tied for the 15th-most all-time. The Yellow Jackets' 26 bowl victories are tied for the 11th-most all-time, and their .565 winning percentage in bowl games also ranks 11th.
- This season's Birmingham Bowl marks Georgia Tech's second postseason appearance in Birmingham. In 1985, the Yellow Jackets topped Michigan State, 17-14, in the Hall of Fame Classic (later known as the All-American Bowl) at Legion Field.
- Another historic aspect of this year's Birmingham Bowl is the renewal of the Georgia Tech-Vanderbilt rivalry. The Yellow Jackets and Commodores, who were conference-mates for a total of 48 years in the Southern Intercollegiate Athletic Association (1916-21), Southern Conference (1922-32) and Southeastern Conference (1933-63), are meeting for the 39th time overall, but the first time in the postseason. Tech leads the all-time series, 20-15-3.
- The Yellow Jackets lead the all-time series, 20-15-3, but are 12-0-1 against the Commodores since 1948 and haven't lost to Vandy since 1941. The Jackets have won six-straight in the series since a 10-10 tie in 1965.
- The Georgia Tech-Vanderbilt rivalry spawned a traveling trophy – a cow bell – that has been awarded to the winning team since 1924. Tech has had possession of the bell since its 13-0 win over Vandy in 1948.

SERIES HISTORY

Series Record (Streak):GT leads 20-15-3 (GT: W6)
at Georgia Tech:GT leads 13-11
at Vanderbilt:GT leads 7-4-3
Neutral Sites:First Meeting
Last Meeting:GT 38, VU 7 (Sept. 17, 2016 - Atlanta, Ga.)

TALE OF THE TAPE

Average heights and weights of players listed on both teams' depth charts:

Georgia Tech		Vanderbilt
6-5, 309	Offensive Line	6-4, 320
6-5, 246	Tight Ends	6-5, 238
6-0, 198	Offensive Backs (QB and RB)	6-0, 215
6-1, 193	Receivers	6-0, 194
6-4, 272	Defensive Line	6-4, 270
6-2, 229	Linebackers	6-2, 230
6-1, 190	Defensive Backs	6-1, 199

TOP PERFORMERS AT A GLANCE

PASSING	COMP.	ATT.	TD	YDS.	INT
Georgia Tech					
Haynes King	171	236	11	1,910	1
Vanderbilt					
Diego Pavia	164	277	17	2,133	4
RUSHING	ATT.	YDS.	AVG.	TD	
Georgia Tech					
Jamal Haynes	152	808	5.3	9	
Vanderbilt					
Diego Pavia	176	716	4.1	6	
RECEIVING	NO.	YDS.	AVG.	TD	
Georgia Tech					
Malik Rutherford	59	670	11.4	3	
Vanderbilt					
Eli Stowers	45	583	13.0	4	
TACKLES	UT	AT	TT	TFL	SACK
Georgia Tech					
Kyle Eflord	33	31	64	5.5	3.0
Vanderbilt					
Bryan Longwell	36	44	80	7.5	1.5

GEORGIA TECH MEDIA AVAILABILITY

MON 23	TUE 24	WED 25	THU 26	FRI 27	SAT 28	SUN 29
NO AVAILABILITY	<p>Approx. 9:15 a.m. CT – Selected periods of practice open to media (Vestavia Hills H.S.)</p> <p>1 p.m. CT/2 p.m. ET – Birmingham Bowl Pregame Press Conference - head coach Brent Key and selected student-athletes (Topgolf Birmingham)</p>	NO AVAILABILITY — MERRY CHRISTMAS!	<p>Approx. 12:30 p.m. CT – Georgia Tech media availability - head coach Brent Key and selected student-athletes (Sheraton Birmingham)</p>	<p>3:30 p.m. ET/2:30 p.m. CT – Georgia Tech vs. Vanderbilt (2024 Birmingham Bowl: Birmingham, Ala. - Protective Stadium) TV: ESPN Radio: Georgia Tech Sports Network (680 AM/93.7 FM The Fan in Atlanta)</p> <p>Postgame press conference - Head coach Brent Key and selected student-athletes (Location: Protective Stadium Media Room)</p>	NO AVAILABILITY	NO AVAILABILITY

GEORGIA TECH ATHLETICS COMMUNICATIONS & PUBLIC RELATIONS

- **Assistant A.D./Communications & P.R. (Primary Football Contact):** Mike Flynn
Mobile: (828) 964-6406
Email: mflynn@athletics.gatech.edu
- **Assistant Director/Communications & P.R. (Secondary Football Contact):** Anthony Brandt
Mobile: (617) 757-6979
Email: abrandt@athletics.gatech.edu
- **Associate Director/Communications & P.R. (Football Credentials):** Mike Stamus
Mobile: (404) 218-9723
Email: mstamus@athletics.gatech.edu

FOLLOW GEORGIA TECH ONLINE

OFFICIAL WEBSITE: www.RamblinWreck.com



@GTathletics
@GeorgiaTechFB



@GTathletics
@GeorgiaTechFB



/GTathletics
/GTFootball



RamblinWreckTube

GEORGIA TECH FOOTBALL BY THE NUMBERS

2

Georgia Tech won two games this season against top-10 opponents — a season-opening 24-21 win over then-No. 10 Florida State on Aug. 24 in Dublin, Ireland and a 28-23 victory over then-No. 4 Miami (Fla.) on Nov. 9. Tech also took its third top-10 opponent of the season — then-No. 6 Georgia — to eight overtimes before falling, 44-42. The Yellow Jackets are one of only 14 unranked teams that have beaten a top-10 opponent this season, and the only unranked team that has done it twice. Tech is also only the ninth team in ACC history to knock off two top-10 opponents in the same regular season (Clemson - 1981, Florida State - 1993, Florida State - 1999, Florida State - 2000, Miami - 2004, Virginia Tech - 2004, Maryland - 2007, Florida State - 2013 and Georgia Tech - 2024).

3

Georgia Tech ranks third nationally in fewest sacks allowed this season (6 - .50/game), which is especially impressive given that the Yellow Jackets faced five opponents this season that rank in the top 25 nationally in sacks (Duke - t-third, North Carolina - sixth, Virginia Tech - 13th, Miami (Fla.) - t-16th and Georgia - 22nd) and seven that rank in the top 40 (Notre Dame - t-36th and Louisville - t-39th).

3

The Yellow Jackets are one of only three ACC teams that rank in the top 50 nationally in both total offense (33rd - 427.1 ypg) and total defense (46th - 345.9 ypg), joining No. 12 SMU and No. 15/16 Miami (Fla.).

26

Georgia Tech's 26 bowl victories are tied for the 11th-most all-time.

47

Georgia Tech's 47 bowl appearances are tied for the 15th-most all-time.

.565

Georgia Tech's .565 winning percentage in bowl games is 11th all-time (min. 15 bowl wins).

1,900/10/1

With 1,910 passing yards, 11 touchdown passes and only one interception this season, Georgia Tech QB **Haynes King** is one of only five NCAA Division I FBS players over the last 65 seasons (since 1959) that has thrown for at least 1,900 yards and 10 touchdowns while throwing no more than one interception in a season. If he throws for at least 90 yards without an INT on Friday against Vanderbilt, he would become only the third player since '59 with 2,000 passing yards, 10 touchdown passes and one interception or less in a campaign, joining Jalen Hurts (Alabama - 2017) and Connor Shaw (South Carolina - 2013).

A GEORGIA TECH WIN WOULD ...

- give it a final record of 8-5;
- complete its first eight-win season since 2016 (9-4);
- cap its 15th eight-win season in the last 69 years (since 1956) and the 34th overall in the program's 132-season history;
- make **Brent Key** the fifth head coach in Tech history with an eight-win season within his first two full years at the helm of the program — the other four (John Heisman, William Alexander, Bobby Dodd and Paul Johnson) — are all in the College Football Hall of Fame;
- give it bowl wins in back-to-back seasons for the first time since 2003 and 2004;
- up it to 27-20 all-time in bowl games (.574);
- up it to 21-15-3 all-time against Vanderbilt (.577);
- be its seventh-straight win over Vanderbilt (since a 10-10 tie in 1965);
- extend its unbeaten streak versus Vanderbilt to 14 games (13-0-1 since 1948, with Tech's last loss in the series coming in 1941);
- snap a 10-game losing streak versus SEC opponents with its first victory over an SEC foe since its 33-18 win over Kentucky in the 2016 TaxSlayer Bowl;
- be its fourth-straight win over an unranked SEC opponent;
- be its third-straight bowl win over an SEC opponent.

A GEORGIA TECH LOSS WOULD ...

- give it a final record of 7-6;
- drop it to 26-21 all-time in bowl games (.553);
- drop it to 20-16-3 all-time versus Vanderbilt (.551);
- snap a six-game winning streak and a 13-game unbeaten streak against Vanderbilt;
- be its first loss to an unranked SEC opponent since a 13-7 defeat at unranked Georgia in 2015.

GEORGIA TECH HEAD COACH BRENT KEY

Brent Key, a Georgia Tech alumnus and football letterwinner, is in his second full season as the head coach at his alma mater. He took over as the program's 21st head coach on a permanent basis in 2023, after stepping into the role as interim head coach during the 2022 campaign.

After winning just 10 of its previous 38 games, Georgia Tech is 18-15 in two-plus seasons under Key, including back-to-back winning seasons in 2023 and 2024 – Tech's first consecutive above-.500 campaigns in a decade. The Jackets are an ultra-impressive 6-1 against nationally ranked Atlantic Coast Conference opponents under Key, which includes a pair of top-10 wins this season, highlighted by a 28-23 triumph over No. 4 Miami (Fla.).

Key's 14 victories in his first two full seasons as Tech's head coach (2023 and '24) are tied for the third-most in program history, behind only College Football Hall of Famers Paul Johnson (19) and William Alexander (16).

Key has helped return Georgia Tech to the national spotlight, as the Yellow Jackets' have averaged nearly 3 million television viewers during nationally televised games this season. Additionally, his student-athletes are achieving at a historic level in the classroom, as the football program's 3.02 team grade point average last semester was an all-time high.

The success on and off the field has helped Key and his staff sign one of the best recruiting classes in Georgia Tech history, with the incoming 2025 class ranked in the top-20 nationally and No. 2 in the ACC.

Tech was 7-6 in Key's first full season at the helm in 2023. The winning season was the Yellow Jackets' first since 2018 and was capped by a 30-17 win over UCF in the 2023 Union Home Mortgage Gasparilla Bowl in Tampa, Fla., which was the Yellow Jackets' first postseason victory since 2016. The Jackets' 7-6 mark in '23 also included wins over No. 17 Miami (Fla.) and No. 17 North Carolina.

The Yellow Jackets' success in 2023 was highlighted by one of the nation's most prolific offenses. Befitting Key's background as an all-ACC offensive lineman and one of college football's most successful offensive line coaches, the Jackets led the ACC and ranked among the top 15 nationally in rushing offense (203.8 ypg – 12th nationally) and sacks allowed (1.15 pg – 15th) in '23.

However, the offense wasn't the only area where the Jackets reflected their head coach's identity in '23, as they also ranked among the ACC and national leaders in blocked kicks (four – good for first in the ACC and a tie for third nationally), turnovers forced (25 – second in the ACC and ninth nationally) and fewest penalties (5.15 pg – third in the ACC).

Seven different Yellow Jackets earned all-ACC recognition in 2023, highlighted by all-America safety Jaylon King. Additionally, three freshmen – PK Aidan Birr, OL Ethan Mackenny and WR Eric Singleton Jr. – earned freshman all-America honors, putting a spotlight on the Jackets' bright future under Key.

Key took the reins of the program on a full-time basis after leading the Yellow Jackets to a 4-4 record over the final eight games of the 2022 season as interim head coach. The four wins included two road victories over nationally ranked opponents – a 26-21 win at No. 24 Pitt in his first game at the helm on Oct. 1 and a 21-17 triumph at No. 11 North Carolina on Nov. 19. The Jackets overcame a plethora of injuries – including to its top two quarterbacks – to finish 5-7 overall and 4-4 in Atlantic Coast Conference play after a 1-3 (0-1 ACC) start. The overall and conference win totals were Tech's highest since 2018, as was its fourth-place finish in the ACC Coastal Division standings (the Jackets defeated all three teams that finished ahead of them in the division standings – North Carolina, Pitt and Duke).

A 2001 Georgia Tech graduate (management), Key is the fifth Tech alumnus to serve as the Yellow Jackets' head coach, joining William Alexander (1912 graduate; head coach from 1920-44), Bill Fulcher (1956; 1972-73), Pepper Rodgers (1955; 1974-79) and Bill Curry (1965; 1980-86). Key played offensive line for the Jackets from 1996-2000.

Prior to being named Georgia Tech's interim head coach on Sept. 26 of this season, Key was in his fourth season as the Yellow Jackets' assistant head coach, run game coordinator and offensive line coach. In his four seasons at his alma mater, Georgia Tech's run game produced an all-American, three all-Atlantic Coast Conference honorees and finished in the top half of the ACC in rushing offense twice. Key has also mentored a pair of all-ACC offensive linemen.

Despite battling a rash of injuries across the offensive front throughout the season, 2021 marked the second-straight season that Tech's rushing offense ranked in the top half of the ACC under Key's watch, with tackle Devin Cochran earning honorable-mention all-ACC recognition before going on to sign with the National Football League's Cincinnati Bengals.

In 2020, the Jackets ranked fourth in the ACC in fewest sacks allowed (2.3 per game) and fifth in the league in rushing (190.8 yards per game), all with a true freshman (Jordan Williams) starting 9-of-10 games at right tackle.

Despite a multitude of injuries, the Jackets' offensive line improved throughout the 2019 season, as it went through the monumental transition from an option-based scheme to a pro-style, spread attack. During a one late-season three-game stretch, Tech faced teams that ranked first (Pitt), fourth (Miami) and eighth (Virginia) nationally in sacks. Tech's offensive front allowed just five total sacks in those three games, including none against eventual ACC Coastal Division champion Virginia. In all, the Jackets didn't surrender a sack in two of its final four contests.

Key came back to his alma mater after three seasons as offensive line coach at Alabama (2016-18), where he helped lead the Crimson Tide to two Southeastern Conference championships, three College Football Playoff championship games and the 2017 national title.

In each of his three seasons at Alabama, Key's offensive lines were finalists for the Joe Moore Award, which is presented annually to the nation's top offensive front, and was the only group in the nation to receive the honor all three seasons. He also coached four All-Americans (including two unanimous picks – tackle Cam Robinson in 2016 and tackle Jonah Williams in 2018) and nine all-SEC selections (including seven first-teamers) during his time with the Tide. In addition to being unanimous All-Americans, Robinson won the 2016 Outland Trophy as the nation's best interior lineman and Williams was a finalist for the award in '18. They also won the Jacobs Blocking Trophy (SEC's top offensive lineman) in '16 and '18, respectively.

Seven linemen that Key coached in his three seasons at Alabama went on to be selected in the National Football League Draft — Jerrick Wills (No. 10 overall, Cleveland Browns, 2020), Williams (No. 11 overall, Cincinnati Bengals, 2019), Alex Leatherwood (No. 17 overall, Las Vegas Raiders, 2021), Robinson (No. 34 overall, Jacksonville Jaguars, 2017), Ross Pierschbacher (fifth round, Washington Redskins, 2019), Bradley Bozeman (sixth round, Baltimore Ravens, 2018) and Deonte Brown (sixth round, Carolina Panthers, 2021).

Key was also lauded for his work on the recruiting trail at Alabama. He was tabbed as the nation's No. 2 recruiter by 247Sports for his work in landing the Crimson Tide's 2019 class and the No. 1 recruiter in the nation for his efforts with the 2020 class.

Prior to his three-year stint at Alabama, Key spent 11 seasons at UCF (2005-15). He started at UCF as a graduate assistant and worked his way up to assistant head coach (2012-15) and offensive coordinator (2014-15). He also coached tight ends for three seasons (2006-08), offensive line for six seasons (2009-14), running backs for one season (2015), was special teams coordinator for one season (2008) and recruiting coordinator for six seasons (2007, 2010-14) with the Knights. In 2012, 2013 and 2014, Key was nominated for the Broyles Award, given to the top assistant coach in college football.

During Key's 11 seasons at UCF, the Knights won four conference championships (2007, 2010, 2013 and 2014), highlighted by a 12-1 campaign in 2013, which culminated with a 52-42 win over No. 5 Baylor in the Fiesta Bowl. The Knights beat two top-10 teams in '13 (Baylor and No. 8 Louisville) and Key's offensive front, which did not allow a sack against Penn State, Louisville, UConn or Baylor, helped pave the way for UCF to average 441.5 yards and 34.6 points per game, both among the highest marks in program history. His offensive line also provided protection for American Athletic Conference Offensive Player of the Year Blake Bortles.

In his six seasons as UCF's offensive line coach, eight different linemen earned all-conference recognition a total of 16 times and four went on to play in the NFL, including 2011 third-round draft pick Jah Reid. He also coached an NFL draft pick at tight end in Mike Merritt (2008).

During his time at UCF, Key coached under his head coach as a student-athlete at Georgia Tech, George O'Leary.

Key got his start in coaching as a graduate assistant at Georgia Tech in 2001-02 and served as tight ends and running backs coach at Western Carolina in 2004.

After redshirting as a true freshman, Key was a four-year starter at Georgia Tech (1997-2000). While making 44-straight starts at right guard, Key was a part of a senior class that led Georgia Tech to four-straight bowl appearances for the first time since 1953-56. As a sophomore in 1998, he helped lead Tech to a 10-2 record and a share of the ACC championship. During his junior campaign in 1999, the Jackets ranked No. 1 nationally in total offense (509.0 ypg). He was voted a team captain and all-ACC as a senior in 2000. In all, he was a key cog in an offensive front that helped the Yellow Jackets lead the ACC in rushing three times.

A Clay, Ala. native, Key, 46, was an all-state performer at Hewitt-Trussville H.S. He and his wife, Danielle, have a daughter, Harper.

THE BRENT KEY FILE

Personal

Hometown: Clay, Ala.

Education: Georgia Tech, 2001

Family: Wife: Danielle; Child: Harper

Coaching Experience

2001-02 – Georgia Tech (Graduate Assistant)

2004 – Western Carolina (Tight Ends/Running Backs)

2005 – UCF (Graduate Assistant)

2006 – UCF (Tight Ends)

2007 – UCF (Tight Ends/Recruiting Coordinator)

2008 – UCF (Tight Ends/Special Teams Coordinator)

2009 – UCF (Offensive Line)

2010-11 – UCF (Offensive Line/Recruiting Coordinator)

2012-13 – UCF – (Asst. Head Coach/OL/Recruiting Coord.)

2014 – UCF (Asst. Head Coach/OC/OL/Recruiting Coord.)

2015 – UCF (Asst. Head Coach/OL/Running Backs)

2016-18 – Alabama (Offensive Line)

2019-22 – Georgia Tech (Asst. HC/Run Game Coord./OL)

2022 – Georgia Tech (Interim Head Coach)

2023- – Georgia Tech (Head Coach)

GEORGIA TECH ALUMNI TO SERVE AS TECH FOOTBALL'S HEAD COACH

William Alexander

Graduated from Georgia Tech: 1912

Seasons as head coach: 1920-44 (25 seasons)

Record as head coach: 134-95-15 (.580)

Bill Fulcher

Graduated from Georgia Tech: 1956

Seasons as head coach: 1972-73 (Two seasons)

Record as head coach: 12-10-1 (.543)

Pepper Rodgers

Graduated from Georgia Tech: 1955

Seasons as head coach: 1974-79 (Six seasons)

Record as head coach: 34-31-2 (.522)

Bill Curry

Graduated from Georgia Tech: 1965

Seasons as head coach: 1980-86 (Seven seasons)

Record as head coach: 31-43-4 (.423)

Brent Key

Graduated from Georgia Tech: 2001

Seasons as head coach: 2022 (interim); 2023-pres. (permanent)

Record as head coach: 18-15 (.545)



GEORGIA TECH BOWL HISTORY (46 APPEARANCES, 26-20, .565)

Table with columns: DATE, BOWL, CITY, RESULT. Lists 46 bowl games from 1929 to 2023, including Rose Bowl, Orange Bowl, Cotton Bowl, Sugar Bowl, Oil Bowl, Gator Bowl, Bluebonnet Bowl, etc.

GEORGIA TECH BOWL RANKINGS AND RECORDS

Table with four columns: MOST BOWL/PLAYOFF GAME APPEARANCES*, HIGHEST BOWL/PLAYOFF WINNING PCT., CONSECUTIVE BOWL/PLAYOFF VICTORIES, and GEORGIA TECH BY BOWL OPPONENT (FBS ONLY). Includes sub-sections for MOST BOWL/PLAYOFF VICTORIES and CONSECUTIVE BOWL/PLAYOFF APPEARANCES*.

* includes 2024 bowl/playoff berths, but not results



GEORGIA TECH BOWL RECORDS — TEAM

GAME		
Points Scored (Game)	52	vs. Tulsa (2004 Humanitarian)
Points Scored (Half)	42 (2nd)	vs. Tulsa (2004 Humanitarian)
Points Allowed	41	vs. Ole Miss (1971 Peach) vs. Purdue (1978 Peach)
Fewest Points Scored	3	vs. LSU (2008 Chick-fil-A)
Fewest Points Allowed	0	vs. Pittsburgh (1956 Sugar)
Total Offense	577	vs. Mississippi State (2014 Orange)
Fewest Total Offense Allowed	66	vs. California (1929 Rose)
Rushing Yards	452	vs. Mississippi State (2014 Orange)
Fewest Rush Yards Allowed	- 52	vs. Tulsa (2004 Humanitarian)
Rushing Attempts	79	vs. Texas Tech (1965 Gator)
Fewest Rush Attempts Allowed	22	vs. Texas Tech (1965 Gator) vs. West Virginia (1997 Carquest) vs. USC (2012 Hyundai Sun)
Passing Yards	326	vs. West Virginia (2007 Gator)
Fewest Pass Yards Allowed	0	vs. Missouri (1962 Bluebonnet)
Pass Completions	23	vs. Stanford (2001 Seattle)
Fewest Completions Allowed	0	vs. Missouri (1962 Bluebonnet)
Pass Attempts	40	vs. Miami (2000 Gator)
Fewest Pass Attempts Allowed	0	vs. Missouri (1962 Bluebonnet)
First Downs	29	vs. Miami (2000 Gator)

GEORGIA TECH BOWL RECORDS — INDIVIDUAL

GAME		
Rushing Yards	307	P.J. Daniels vs. Tulsa, (2004 Humanitarian)
Rush Attempts	33	Lenny Snow vs. Texas Tech (1965 Gator)
Pass Attempts	40	Joe Hamilton vs. Miami (2000 Gator)
Completions	23	George Godsey vs. Stanford (2001 Seattle)
Passing Yards	326	Taylor Bennett vs. West Virginia (2007 Gator)
Completion Percentage	.733 (11-15) .696 (16-23)	Tevin Washington vs. Utah (2011 Sun) Shawn Jones vs. Nebraska (1991 Citrus)
Total Offense	356	Joe Hamilton vs. West Virginia (1997 Carquest) (274 pass, 82 rush)
Receptions	10	Kelly Campbell vs. Stanford, (2001 Seattle)
Receiving Yards	186	Calvin Johnson vs. West Virginia (2007 Gator)
Touchdowns	4	P.J. Daniels vs. Tulsa (2004 Humanitarian)
Rushing Touchdowns	4	P.J. Daniels vs. Tulsa (2004 Humanitarian)
Passing Touchdowns	3	Jim Still vs. Kansas (1948 Orange), Pepper Rodgers vs. West Virginia (1954 Sugar), Jim Stevens vs. Iowa State (1972 Liberty), Joe Hamilton vs. Notre Dame (1999 Gator), Taylor Bennett vs. West Virginia (2007 Gator)
Touchdown Receptions	2	George Brodnax vs. St. Mary's (1947 Oil), Jim Patton vs. Kansas (1948 Orange), Dez White vs. Notre Dame (1999 Gator), Calvin Johnson vs. West Virginia (2007 Gator)
Points Scored	24	P.J. Daniels vs. Tulsa (2004 Humanitarian)
Points Scored by Kicking	15	Harrison Butker vs. Kentucky (2016 TaxSlayer)
Field Goals	4	Harrison Butker vs. Kentucky (2016 TaxSlayer)
PATs	7	Travis Bell vs. Syracuse (2004 Champs) Harrison Butker vs. Mississippi State (2014 Orange)
Interceptions	2	Tom Bleick vs. Texas Tech (1965 Gator) Rick Lewis vs. Texas Tech (1970 Sun)
Tackles	16	Ron Rogers vs. West Virginia (1997 Carquest)
Longest Run	69 (TD) 68 (TD)	Syrjyn Days vs. Mississippi State (2014 Orange) Joseph Auer vs. Penn State (1961 Gator)
Longest Pass	80 (TD)	Reggie Ball to Nate Curry (2004 Champs)
Longest Field Goal	52	Harrison Butker vs. Kentucky (2016 TaxSlayer)
Longest Interception Return	74 73	Quayshawn Nealy vs. Utah (2011 Sun) W.P. McHugh vs. St. Mary's (1947 Oil)
Longest Fumble Return	38	P.J. Davis vs. Kentucky (2016 TaxSlayer)
Longest Kickoff Return	44	Dennis Andrews vs. Mississippi (2013 Music City)
Longest Punt Return	63	Willie Clay vs. Stanford (1991 Aloha)
Longest Punt	67	Jason Bender vs. Stanford (1991 Aloha)
Best Punting Average	49.3 (3 punts)	David Shanahan vs. UCF (2023 Gasparilla)

CAREER

Rushing	P.J. Daniels (3g), 535 yards, 68 attempts
Passing	Joe Hamilton (3g), 756 yards
Pass Attempts	Joe Hamilton (3g), 96 attempts
Completions	Joe Hamilton (3g), 52 completions
Touchdown Passes	Pepper Rodgers (2g), 5 TD
Total Offense	Joe Hamilton (3g), 906 yards
Receptions	Kelly Campbell (4g), 18 receptions , 176 yds.
Receiving Yards	Calvin Johnson (3g), 266 yards, 13 receptions
Touchdowns	P.J. Daniels (3g), 6 touchdowns

GEORGIA TECH-VANDERBILT SERIES HISTORY

• Georgia Tech and Vanderbilt are squaring off for the 39th time in a rivalry that dates back to 1892.

• This is the first time that Georgia Tech and Vanderbilt will meet in the postseason.

• Georgia Tech leads the all-time series, 20-15-3.

• Tech is 12-0-1 against the Commodores since 1948 and hasn't lost to Vandy since 1941.

• The Yellow Jackets have won six-straight in the series since a 10-10 tie in 1965.

• Most recently, Tech and Vandy have squared off four times since 2002, with the Jackets winning 45-3 (2002 in Atlanta), 24-17 in overtime (2003 in Nashville), 56-31 (2009 in Nashville) and 38-7 (2016 in Atlanta).

• Georgia Tech and Vanderbilt were conference-mates for 48 years – in the Southern Intercollegiate Athletic Association (1916-21), Southern Conference (1922-32) and Southeastern Conference (1933-63).

• The Tech-Vandy rivalry spawned a traveling trophy – a cow bell – that has been awarded to the winning team since 1924. The Yellow Jackets have had possession of the bell since its 13-0 win over the Commodores in 1948.

GEORGIA TECH-VANDERBILT SERIES RESULTS

DATE	RANK		GT RESULT		
	GT	VAN	H/A	W/L/T	SCORE
11/19/1892	–	–	h	L	10-20
11/17/1906	–	–	h	L	6-37
11/16/1907	–	–	a	L	0-54
11/12/1910	–	–	h	L	0-23
11/3/1917	–	–	h	W	83-0
10/18/1919	–	–	h	W	20-0
10/16/1920	–	–	a	W	44-0
11/15/1924	–	–	h	L	0-3
11/7/1925	–	–	a	W	7-0
11/6/1926	–	–	h	L	7-13
11/5/1927	–	–	a	T	0-0
11/10/1928	–	–	h	W	19-7
11/9/1929	–	–	a	L	7-23
11/8/1930	–	–	h	L	0-6
10/31/1931	–	–	h	L	7-49
10/29/1932	–	–	a	L	0-12
11/4/1933	–	–	a	L	6-9
10/6/1934	–	–	h	L	12-27
11/2/1935	–	–	h	L	13-14
10/24/1936	–	–	a	T	0-0
10/30/1937	–	–	h	W	14-0
10/29/1938	–	–	a	L	7-13
10/21/1939	–	–	h	W	14-6
10/19/1940	–	–	h	W	19-0
10/18/1941	–	18	a	L	7-14
9/25/1948	*6	–	a	W	13-0
9/24/1949	–	–	h	W	12-7
10/27/1951	3	–	a	W	8-7
10/25/1952	5	–	h	W	30-0
10/31/1953	8	–	a	W	43-0
9/19/1964	–	–	h	W	14-2
9/18/1965	–	–	a	T	10-10
9/24/1966	–	–	h	W	42-0
9/23/1967	–	–	a	W	17-10
8/31/2002	–	–	h	W	45-3
9/27/2003	–	–	a	W (OT)	24-17
10/31/2009	11/11	–	a	W	56-31
9/17/2016	–	–	h	W	38-7

GEORGIA TECH vs. THE SEC

• Georgia Tech is 209-228-24 all-time versus current members of the Southeastern Conference.

• Georgia Tech was a charter member of the SEC in 1933 and remained in the conference for 31 seasons through 1963.

• Tech won five SEC championships in its 31 seasons in the conference (1939, 1943, 1944, 1951 and 1952).

• Georgia Tech has previously played 15 of the 16 current SEC members (the Yellow Jackets have never met Oklahoma on the gridiron).

• Tech has an all-time record of .500 or better against nine of the 15 SEC programs that it has played.

• The Yellow Jackets have lost 10-straight games to SEC opponents, dating back to the beginning of the 2017 season. However, all 10 matchups have come against nationally ranked teams.

• The Jackets have won their last three meetings against unranked SEC foes, all in 2016 — a 38-7 win over Vanderbilt, a 28-27 victory at Georgia and a 33-18 triumph over Kentucky in the TaxSlayer Bowl.

GEORGIA TECH ALL-TIME RECORDS vs. CURRENT SEC MEMBERS

Alabama.....	21-28-3
Arkansas.....	1-1
Auburn.....	41-47-4
Florida.....	24-9-6
Georgia.....	41-72-5
Kentucky.....	12-7-1
LSU.....	12-7
Mississippi.....	2-4
Mississippi State.....	5-0
Missouri.....	1-1
Oklahoma.....	0-0
South Carolina.....	11-10
Tennessee.....	17-25-2
Texas.....	0-1
Texas A&M.....	1-1
Vanderbilt.....	20-15-3
TOTAL.....	209-228-24

GEORGIA TECH ON FRIDAYS

• This week's game marks only the 21st time in school history that Georgia Tech will play a game on a Friday.

• The Yellow Jackets are 12-8 all-time in games played on Fridays — 8-6 in the regular season and 4-2 in bowl games.

• The Birmingham Bowl is the Yellow Jackets' second-straight Friday game and its second-consecutive Friday bowl game.

• Tech closed the regular season by playing at archrival Georgia on Black Friday (Nov. 29). The Jackets lost an epic 44-42, eight-overtime battle.

• Last season, Georgia Tech defeated UCF, 30-17, in the Union Home Mortgage Gasparilla Bowl on Friday, Dec. 22.

GEORGIA TECH ON FRIDAY — ALL-TIME

Nov. 25, 1892	Auburn	L, 26-0
Dec. 7, 1900	Davidson	L, 38-6
Oct. 18, 1901	Wofford	W, 33-0
Sept. 24, 1937	Presbyterian	W, 59-0
Jan. 1, 1943	vs. Texas (Cotton Bowl)	L, 14-7
Oct. 27, 1944	Georgia Navy PF	W, 13-7
Jan. 1, 1954	vs. West Virginia (Sugar Bowl)	W, 42-19
Sept. 26, 1958	Florida State	W, 17-3
Sept. 22, 1961	at USC	W, 27-7
Oct. 9, 1964	vs. Navy (Jacksonville, Fla.)	W, 17-0
Dec. 31, 1965	vs. Texas Tech (Gator Bowl)	W, 31-21
Nov. 10, 1967	at Miami (Fla.)	L, 49-7
Nov. 25, 1994	at Georgia	L, 48-10
Jan. 1, 1999	vs. Notre Dame (Gator Bowl)	W, 35-28
Dec. 29, 2000	vs. LSU (Peach Bowl)	L, 28-14
Oct. 5, 2018	at Louisville	W, 66-31
Oct. 9, 2020	Louisville	W, 46-27
Sept. 1, 2023	Louisville (Chick-fil-A Kickoff Game*)	L, 39-34
Dec. 22, 2023	vs. UCF (Gasparilla Bowl)	W, 30-17
Nov. 29, 2024	at Georgia	L, 44-42 (8OT)
Regular-Season Record		8-6
Bowl Record		4-2
Overall Record		12-8

* Mercedes-Benz Stadium

TECH vs. RANKED OPPONENTS

• Georgia Tech is 6-6 against ranked opponents under head coach Brent Key.

• The Yellow Jackets are an ultra-impressive 6-1 against ranked Atlantic Coast Conference competition under Key, with four of the six wins coming away from home (26-21 at No. 24 Pitt - Oct. 1, 2022; 21-17 at No. 13/11 North Carolina - Nov. 19, 2022; 23-20 at No. 17 Miami (Fla.) - Oct. 7, 2023; 46-42 vs. No. 17 North Carolina - Oct. 28, 2023; 24-21 vs. No. 10 Florida State - Aug. 24, 2024; 28-23 vs. No. 4 Miami (Fla.) - Nov. 9, 2024). The Jackets suffered their only defeat to a ranked ACC opponent under Key in their 31-19 loss at Louisville on Sept. 21.

• With a pair of wins over nationally ranked teams in each of the last three seasons, the Yellow Jackets have defeated multiple ranked teams in three-consecutive seasons for the first time since 1955-57.

• Key became the second coach in Georgia Tech history to ever defeat a ranked opponent in his first game as the Yellow Jackets' head coach when the Yellow Jackets knocked off No. 24 Pitt, 26-21, on Oct. 1, 2022. Tech head coaches were previously 1-4 when facing nationally ranked teams in their GT debuts (Bill Fulcher – L, 34-3 vs. No. 15 Tennessee – 1972; Pepper Rodgers – L, 31-7 vs. No. 2 Notre Dame – 1974; Bill Curry – L, 26-3 vs. No. 2 Alabama – 1980; Mac McWhorter – W, 24-14 vs. No. 11 Stanford – 2001 Seattle Bowl; Geoff Collins – L, 52-14 vs. No. 1 Clemson – 2019).



GEORGIA TECH ALL-TIME vs. AP TOP 25

	ALL	H	A	N	BOWL
Top 25	94-178-5	48-79-4	29-87-1	16-12*	16-8
vs. ACC	34-59	21-24	12-32	1-3	0-0
vs. No. 1	2-13-1	1-4-1	1-9	0-0	0-0
vs. No. 2	0-9-1	0-5-1	0-3	0-1	0-0
vs. No. 3	1-9	0-4	1-5	0-0	0-0
vs. No. 4	3-11	2-8	1-3	0-0	0-0
vs. No. 5	3-13	1-8	2-5	0-0	0-0
vs. No. 6	5-9	3-5	1-4	1-0	1-0
vs. No. 7	3-11	2-4	0-6	1-1	1-1
vs. No. 8	5-7	3-2	1-5	1-0	1-0
vs. No. 9	6-9	3-3	1-5	1-1	1-1
vs. No. 10	5-8	0-3	1-4	4-1	3-1
vs. No. 11	4-7	1-2	1-4	2-1	2-1
vs. No. 12	5-7	2-3	2-4	1-0	1-0
vs. No. 13	6-7	2-2	3-3	1-2	1-1
vs. No. 14	2-12	1-6	1-6	0-0	0-0
vs. No. 15	4-7-1	3-5-1	0-2-1	1-0	1-0
vs. No. 16	5-3-2	4-0-1	1-3-1	0-1	0-0
vs. No. 17	11-5	7-1	2-2	2-2	2-2
vs. No. 18	6-8	4-3	2-5	0-0	0-0
vs. No. 19	7-5	2-1	3-4	2-0	2-0
vs. No. 20	2-9	1-5	1-3	0-0	0-0
vs. No. 21	2-1	2-1	0-0	0-0	0-0
vs. No. 22	2-4	2-2	0-2	0-0	0-0
vs. No. 23	3-1	1-0	2-0	0-1	0-1
vs. No. 24	1-0	0-0	1-0	0-0	0-0
vs. No. 25	1-4*	1-2	0-1	0-1*	0-0

* One win vacated due to NCAA sanctions

TECH vs. TOP-10 OPPONENTS IN 2024

• For only the second time in program history, Georgia Tech has two regular-season wins over top-10 opponents this season — Aug. 24 vs. No. 10 Florida State (24-21 in Dublin, Ireland) and Nov. 9 vs. No. 4 Miami (28-23 at Bobby Dodd Stadium at Hyundai Field).

• Tech has already tied the ACC record for most regular-season wins over top-10 opponents. They are the only the ninth team in ACC history to knock off two top-10 opponents in the same regular season (joining Clemson - 1981, Florida State - 1993, Florida State - 1999, Florida State - 2000, Miami - 2004, Virginia Tech - 2004, Maryland - 2007, Florida State - 2013).

• The Yellow Jackets are one of 14 unranked teams to defeat a top-10 opponent in 2024, and the only team to do it twice.

UNRANKED TEAMS TO BEAT TOP-10 TEAMS — 2024

Team	Opponent	Score	Date
Georgia Tech	vs. No. 10 Florida State*	24-21	Aug. 24
Boston College	at No. 10 Florida State	28-13	Sept. 2
Northern Illinois	at No. 5 Notre Dame	16-14	Sept. 7
Kentucky	at No. 6 Ole Miss	20-17	Sept. 28
Arizona	at No. 10 Utah	23-10	Sept. 28
Vanderbilt	No. 1 Alabama	40-35	Oct. 5
Arkansas	No. 4 Tennessee	19-14	Oct. 5
Washington	No. 10 Michigan	27-17	Oct. 5
South Carolina	No. 10 Texas A&M	44-20	Nov. 2
Georgia Tech	No. 4 Miami (Fla.)	28-23	Nov. 9
Kansas	at No. 7 BYU	17-13	Nov. 16
Oklahoma	No. 7 Alabama	24-3	Nov. 23
Florida	No. 9 Ole Miss	24-17	Nov. 23
Michigan	No. 2 Ohio State	13-10	Nov. 30
Syracuse	No. 6 Miami (Fla.)	42-38	Nov. 30

TECH IN THE NATIONAL RANKINGS

• Georgia Tech was nationally ranked for the first time since 2015 when it came in at No. 23 in the *Associated Press* Top 25 poll on Sept. 3.

• The Yellow Jackets' ranking was their first since they were No. 20 in AP poll on Sept. 20, 2015.

• Tech has been ranked in the AP poll 308 times since the poll's inception in 1936 (the poll listed 20 teams from 1936-88, except for from 1961-67, when only 10 teams were ranked; it began ranking 25 teams in 1989).

• The Yellow Jackets received votes in the last two AP polls of the regular season, coming in at 38th overall with one point on Nov. 18 and tied for 34th overall with two points on Nov. 25.

• Tech has also received votes in three-straight U.S. LBM coaches poll (tied for 34th overall with one point on Nov. 25, tied for 32nd with two points on Dec. 1 and tied for 34th with three points in the current poll, which was released on Dec. 8).

TECH IN THE ACC STANDINGS

• Georgia Tech has finished tied for fourth place in the Atlantic Coast Conference with a 5-3 conference record each of the last two years.

• Georgia Tech's consecutive fourth-place finishes came after it was picked to finish 12th out of 14 teams in the ACC's 2023 preseason poll and 10th out of 17 teams in the league's 2024 preseason poll.

• The consecutive winning records in ACC play mark the first time since 2013 (5-3) and 2014 (6-2) that the Yellow Jackets have finished above .500 in conference action in back-to-back seasons.

2024 ACC STANDINGS

	ACC		Overall	
SMU	8-0	1.000	11-2	.846
Clemson*	7-1	.875	10-3	.769
Miami (Fla.)	6-2	.750	10-2	.833
Georgia Tech	5-3	.625	7-5	.583
Syracuse	5-3	.625	9-3	.750
Duke	5-3	.625	9-3	.750
Louisville	5-3	.625	8-4	.667
Boston College	4-4	.500	7-5	.583
Virginia Tech	4-4	.500	6-6	.500
Pitt	3-5	.375	7-5	.583
NC State	3-5	.375	6-6	.500
North Carolina	3-5	.375	6-6	.500
Virginia	3-5	.375	5-7	.417
California	2-6	.250	6-6	.500
Wake Forest	2-6	.250	4-8	.333
Stanford	2-6	.250	3-9	.250
Florida State	1-7	.125	2-10	.167

* 2024 ACC champion (def. SMU, 34-31, in ACC Championship Game)

ASSOCIATED PRESS TOP 25 POLL (DEC. 8)

Team (1st-place votes)	Points	Record	Prev.
1 Oregon (62)	1550	13-0	1
2 <i>Georgia</i>	<i>1474</i>	<i>11-2</i>	<i>5</i>
3 <i>Notre Dame</i>	<i>1398</i>	<i>11-1</i>	<i>3</i>
4 Texas	1346	11-2	2
5 Penn State	1258	11-2	3
6 Ohio State	1233	10-2	7
7 Tennessee	1224	10-2	6
8 Boise State	1108	12-1	10
9 Indiana	1052	11-1	9
10 Arizona State	1001	11-2	12
11 Alabama	838	9-3	11
12 SMU	837	11-2	8
13 Clemson	827	10-3	18
14 South Carolina	770	9-3	13
15 <i>Miami (FL)</i>	<i>697</i>	<i>10-2</i>	<i>14</i>
16 Ole Miss	680	9-3	15
17 BYU	531	10-2	17
18 Iowa State	401	9-3	16
19 Army	363	11-1	24
20 Colorado	329	9-3	20
21 Illinois	317	9-3	21
22 <i>Syracuse</i>	<i>234</i>	<i>9-3</i>	<i>23</i>
23 Missouri	228	9-3	22
24 UNLV	144	10-3	19
25 Memphis	132	10-2	25

Other receiving votes: Texas A&M 75, Louisville 37, Duke 29, Kansas St. 9, Marshall 8, LSU 8, Florida 5, Ohio 2, Tulane 2, Baylor 2, Louisiana-Lafayette 1

U.S. LBM COACHES TOP 25 POLL (DEC. 8)

Team (1st-place votes)	Points	Prev.	Record
1 Oregon (54)	1,350	1	13-0
2 <i>Georgia</i>	<i>1,281</i>	<i>5</i>	<i>11-2</i>
3 <i>Notre Dame</i>	<i>1,214</i>	<i>4</i>	<i>11-1</i>
4 Texas	1,178	2	11-2
5 Penn State	1,080	3	11-2
6 Tennessee	1,069	6	10-2
7 Ohio State	1,037	8	10-2
8 Boise State	929	10	12-1
9 Indiana	925	9	11-1
10 Arizona State	856	13	11-2
11 Alabama	749	11	9-3
12 SMU	741	7	11-2
13 Clemson	707	17	10-3
14 South Carolina	668	12	9-3
15 Ole Miss	631	15	9-3
16 <i>Miami (Fla.)</i>	<i>611</i>	<i>14</i>	<i>10-2</i>
17 BYU	423	18	10-2
18 Army	361	23	11-1
19 Iowa State	355	16	10-3
20 Missouri	282	20	9-3
21 Illinois	275	21	9-3
22 Colorado	228	22	9-3
23 Memphis	166	24	10-2
24 UNLV	140	19	10-3
25 <i>Syracuse</i>	<i>129</i>	<i>25</i>	<i>9-3</i>

Others receiving votes: Texas A&M 50; Duke 40; Louisville 17; Kansas State 16; Marshall 14; Ohio 8; Tulane 6; Louisiana 6; Jacksonville State 3; **Georgia Tech 3**; LSU 1; Iowa 1; *Georgia Tech opponents in italics*

OFFENSE

• Georgia Tech's offense ranks among the top 50 nationally in 10 official statistical rankings.

OFFENSIVE STATISTICAL RANKINGS — FBS, 2024

Stat	GT	National	ACC
Fumbles Lost	2	2nd	1st
Turnovers Lost	8	2nd	1st
Sacks Allowed	0.50 pg	3rd	1st
Passes Had Intercepted	6	12th	1st
Tackles for Loss Allowed	4.33 pg	27th	3rd
Completion Percentage	.644	36th	6th
Rushing Offense	186.8 ypg	37th	3rd
Red Zone Offense	.878	40th	4th
Time of Possession	31:01	41st	6th
Passing Offense	240.3 ypg	49th	9th

• Most notably, after finishing 93rd nationally with 21 turnovers lost last season, Georgia Tech is tied for second nationally with just eight turnovers lost this season.

• In addition to being tied for second nationally in fewest turnovers lost, the Yellow Jackets are also tied for second nationally in fewest fumbles lost (2) and tied for 12th nationally in fewest interceptions thrown (6).

FEWEST FUMBLES LOST — FBS, 2024

Team	Games	Fumbles Lost	Rush Att.
San Diego State	12	1	393
Georgia Tech	12	2	455
Louisiana	13	2	434
Memphis	12	2	429
Rutgers	12	2	464

• Tech has lost just seven fumbles since the beginning of the 2023 season (25 games), which is tied for the third-fewest in the nation.

FEWEST FUMBLES LOST — FBS, 2023-PRES.

Team	2024	2023	Total
1) Fresno State	3	2	5
2) Missouri	4	2	6
3) Georgia Tech	2	5	7
LSU	4	3	7
Oregon	5	2	7
4) Iowa State	5	3	8
Kansas State	6	2	8

• Georgia Tech has allowed just five six this season and ranks third nationally with 0.50 sacks allowed per game.

FEWEST SACKS ALLOWED — FBS, 2024

Team	Games	Sacks	Sacks/Gm	Pass Att.
New Mexico	12	5	0.42	390
Army West Point	13	6	0.46	113
Georgia Tech	12	6	0.50	379

• Prior to allowing its first sack of the season on Oct. 5 versus Duke, the Yellow Jackets had gone six-consecutive games overall without surrendering a sack, dating back to last year's season-ending win over UCF in the Union Home Mortgage Gasparilla Bowl.

• The string of six-straight games without a sack allowed, doubled Georgia Tech's previous record for consecutive games with no sacks allowed since sacks became an official NCAA statistic in 2000.

MOST CONSECUTIVE GAMES WITH 0 SACKS ALLOWED — GEORGIA TECH HISTORY*

Games	Dates	Opponents
6	Dec. 22, 2022-Sept 21, 2024	UCF, FSU, GSU, SYR, VMI, LOU
3	Oct. 25-Nov. 8, 2014	PITT, UVA, NCSU
3	Sept. 29-Oct. 13, 2007	CLEM, MD, MIA
3	Oct. 6-29, 2005	NCSU, DUKE, CLEM
3	Nov. 9-25, 2000	UVA, MD, UGA

* since sacks became an official NCAA statistic in 2000

• Making Georgia Tech's top-three national ranking in fewest sacks allowed even more impressive is the fact that Tech has faced five of the top 25 and eight of the top 50 sacks leaders in the nation this season.

GT VS. TOP-50 DEFENSES IN SACKS/GM — FBS, 2024

Rank	Team	Sacks/Gm	Sacks vs. GT
t-3)	Duke	3.33	1
6)	North Carolina	3.25	0
t-13)	Virginia Tech	3.00	1
t-16)	Miami (Fla.)	2.92	0
t-22)	Georgia	2.77	1
t-36)	Notre Dame	2.50	2
t-39)	Louisville	2.42	0
50)	Florida State	2.25	0

• Dating back to the final two games of the 2022 season, Georgia Tech has not surrendered a sack in 13 of its last 27 games.

• Prior to allowing not allowing a sack in 13 of their last 27 games, the Yellow Jackets had surrendered a sack in 27-of-28 games.

• The Yellow Jackets are 43-for-49 in the red zone this season, with 34 touchdowns and nine field goals. The Jackets rank fourth in the ACC and 40th nationally in red-zone offense (.878).

• Tech's .644 completion percentage (244-of-379) ranks 36th nationally. Prior to QB **Haynes King** missing two games due to injury (Oct. 19 vs. Notre Dame and Oct. 26 at Virginia Tech), the Yellow Jackets had a .706 completion percentage (144-of-204), which led the ACC, ranked 10th nationally and was on pace to shatter the single-season school record of .652 (208-of-319), set in 1999.

• Georgia Tech has rushed for at least 245 yards in a game four times this season — 245 vs. Duke (Oct. 5), 371 at North Carolina (Oct. 12), 271 vs. No. 4 Miami (Nov. 9) and 260 vs. No. 6 Georgia (Nov. 29).

• Tech's four games with at least 245 rushing yards are the most in the ACC, tied for the most among Power Four conference teams and tied for the fifth-most overall nationally this season.

MOST GAMES WITH AT LEAST 245 RUSHING YARDS — FBS, 2024

Rank	Team	Games
1.	Army West Point	7
2.	Jacksonville State	5
	New Mexico	5
	UNLV	5
5.	Georgia Tech	4
	Air Force	4
	Baylor	4
	Clemson	4
	Liberty	4
	Navy	4
	Ohio	4
	Texas State	4

• Tech's 371 rushing yards against North Carolina were its most in a game since it ran for 377 yards against Duke on Nov. 28, 2020.

• The Yellow Jackets' 271 rushing yards against Miami are the most that the Hurricanes — who rank 17th nationally in rushing defense with 110.1 yards allowed per game — have allowed this season (second-most: 206 vs. Virginia Tech - Sept. 27) and the most that they've surrendered in any game since Dec. 12, 2020 vs. North Carolina (554).

• The Jackets' 260 rushing yards against Georgia are the most that the Bulldogs — who rank 36th nationally in rushing defense with 127.8 yards allowed per game — have allowed this season (second-most: 226 vs. UMass - Nov. 23) and the most that they've surrendered in any game since Oct. 13, 2018 at LSU (275).

• With five 200-yard rushing games this season (225 vs. Georgia State on Aug. 31 245 vs. Duke, 371 at UNC, 271 vs. Miami and 260 at Georgia), Georgia Tech has rushed for at least 200 yards in 11 of its last 19 games (dating back to Oct. 21, 2023 vs. Boston College).

• A dominant ground game has been a predictor of Georgia Tech's success in recent seasons, as Tech has run for at least 200 yards in 16 of its last 28 wins.

• The Yellow Jackets' five touchdown runs at UNC matched their most TD runs in a game over their previous 74 contests (dating back to Oct. 13, 2018). During that 74-game span, the Jackets also rushed for five TDs in wins over Western Carolina (Sept. 10, 2022) and Virginia (Nov. 4, 2023).

• On Sept. 14 vs. VMI, Georgia Tech set season highs in nearly every other offensive category, including points (59), passing yards (382) and total yards (572).

• Tech's 59 points against VMI were its most in a game since a 66-31 win over Louisville on Oct. 5, 2018.

• The Yellow Jackets' 30 first downs vs. VMI were tied for the ninth-most in program history and the most since the Jackets had a program-record 35 at Virginia Tech on Oct. 25, 2018.

• Georgia Tech's 382 passing yards vs. VMI were the sixth-most in program history and were the most since the Yellow Jackets had a program-record 486 versus Virginia on Nov. 10, 2001.

• Tech's 38 first-half points against VMI were tied for the 10th-most points in any half in program history and were the most since the Jackets scored 48 points in the first half vs. Alcorn State on Sept. 3, 2015.

• The Yellow Jackets' five touchdowns in the first half vs. VMI were tied for the 10th-most in a half in program history and were the Jackets' most since they scored five TDs in the second half vs. Louisville on Oct. 9, 2020.

• Georgia Tech's 363 yards of total offense in the first half against VMI were the 11th-most in any half in program history and were the Yellow Jackets' most since they had 364 yards in the second half vs. Tennessee on Sept. 4, 2017.

• On Aug. 31 vs. Georgia State, Georgia Tech had a relatively slow start on offense. The Yellow Jackets had just 79 total yards, including only 8 rushing yards, with 3:49 to go in the first half. However, the Jackets went on to amass 420 yards, including 217 on the ground, over the final 33:49 of the game and finished with 499 yards of total offense.

• On Sept. 7 at Syracuse, Georgia Tech was also relatively contained offensively through the first three-and-a-half quarters, as it had just 247 yards of offense with 8:39 to go in the game. However, the Yellow Jackets exploded for 131 yards in a 6:08 span late in the final period, scoring two touchdowns and cutting their deficit from 31-14 to 31-28.



OFFENSE

• Georgia Tech had its second-highest yardage output of the season with 563 total yards at No. 6 Georgia (Nov. 29). The 563 yards were the most surrendered by Georgia — which ranks 35th nationally in total defense with 336.5 yards allowed per game — this season (second-most: 547 at Alabama - Sept. 28) and the most that UGA has surrendered in any game since Nov. 7, 2020 vs. Florida (571).

• Georgia Tech has scored 30 or more points nine times since the beginning of the 2023 season, after only scoring 30 or more a total of nine times in the previous four seasons combined (2019-22).

• Georgia Tech has completed at least 21 passes in 8-of-12 games this season (25 vs. Georgia State - Aug. 31, 29 at Syracuse - Sept. 7, 23 vs. VMI - Sept. 14, 21 at Louisville - Sept. 21, 23 vs. Duke - Oct. 5, 21 at Virginia Tech - Oct. 26, 22 vs. NC State - Nov. 21 and 26 vs. Georgia - Nov. 29), which all rank among the Yellow Jackets' top-20 single-game completions totals over the last 22 seasons.

• Tech's 29 completions at Syracuse were tied for the fourth-most in program history and were the Yellow Jackets' most in a game since they completed 30 vs. Maryland on Oct. 17, 2002.

MOST COMPLETIONS IN A GAME (SINCE 2003)

Completions	Opponent	Year	Result
1. 29	at Syracuse	2024	L, 31-28
2. 28	at Ole Miss	2023	L, 48-23
3. 27	at Virginia	2021	L, 48-40
27	at Duke	2003	L, 41-17
5. 26	at Georgia	2024	L, 44-42 (80T)
5. 25	Georgia State	2024	W, 35-12
25	North Carolina	2005	W, 27-21
7. 24	Virginia	2023	W, 45-17
24	S.C. State	2022	W, 48-13
24	Miami (Fla.)	2022	L, 35-14
24	Pitt	2020	L, 52-21
24	NC State	2003	W, 29-21
12. 23	Duke	2024	W, 24-14
23	VMI	2024	W, 59-7
23	North Carolina	2023	W, 46-42
23	Bowling Green	2023	L, 38-27
23	Duke	2022	W, 23-20
23	Clemson	2022	L, 41-10
23	at Florida State	2020	W, 16-13
19. 22	NC State	2024	W, 30-29
20. 21	at Virginia Tech	2024	L, 21-6
21	at Louisville	2024	L, 31-19
21	at UCF	2022	L, 27-10
21	at Miami (Fla.)	2021	L, 33-30

• Georgia Tech completed passes to 12 different receivers vs. VMI (Sept. 14), which tied a school record originally set on Dec. 5, 1981 vs. Georgia.

• Georgia Tech's 12 different players with a reception vs. VMI not only matched the school record, but also marked the second time this season that at least 11 different Yellow Jackets have had a reception in a game (11 vs. Georgia State - Aug. 31) and the fourth time since the beginning of the 2023 season that at least 10 different players have caught passes in a game for Tech (10 at Ole Miss - Sept. 16, 2023 and 10 at Virginia - Nov. 4, 2023).

• Prior to having at least 10 different players with a reception four times over the last two seasons, the feat had only been accomplished 16 times in the 130 previous seasons of Georgia Tech football.

MOST PLAYERS WITH A RECEPTION — GT HISTORY

Players	Opponent	Date
1. 12	VMI	Sept. 14, 2024
12	Georgia	Dec. 5, 1981
3. 11	Georgia State	Aug. 31, 2024
11	Virginia	Nov. 9, 2000
11	Duke	Sept. 24, 1994
11	Furman	Sept. 11, 1993
11	Virginia	Sept. 19, 1992
11	Penn State	Aug. 28, 1991
11	Chattanooga	Sept. 22, 1990
11	Auburn	Oct. 18, 1986
11. 10	10 times	
most recently:	Virginia	Nov. 4, 2023

• The most consistent mark of Georgia Tech's success on offense is its ability to take care of the football. Since the beginning of 2020, Georgia Tech has averaged just 0.9 turnovers per game in wins but has averaged 1.9 turnovers per game in losses.

• In its 31-19 loss at No. 19/20 Louisville (Sept. 21), Georgia Tech had its streak of 17-straight games scoring at least 21 points snapped. The 17-game string of consecutive 21-point games was Tech's longest since it scored at least 21 in 17 games in a row from 2014-15 (all 14 games in '14 plus first three contests in '15).

• When Georgia Tech was limited to just six points on two field goals at Virginia Tech (Oct. 26), it marked the only time in **Brent Key's** 33 games as head coach that the Yellow Jackets haven't score a touchdown in a game. Prior to Oct. 26, the last time the Jackets didn't find the end zone in a game was in a 42-0 loss to Ole Miss on Sept 17, 2022.

• Georgia Tech's offense is guided by second-year offensive coordinator **Buster Faulker**, who came to Tech after winning two national championships in three seasons as a quality control assistant at Georgia (2020-22).

• Faulker boasts 19 years of experience on college football staffs, including 13 seasons as an offensive coordinator at Valdosta State (2008), Murray State (2010), Middle Tennessee (2011-15), Arkansas State (2016-18), Southern Miss (2019) and Georgia Tech (2023-pres.).

• In Faulkner's first season at the helm of Georgia Tech's offense in 2023, the Yellow Jackets ranked among the nation's leaders in rushing offense (12th - 203.8 ypg), fewest sacks allowed (15th - 1.15/gm) and fewest fumbles lost (15th - 4).

QUARTERBACKS

• Despite battling an injury that caused him to miss two games (Oct. 19 vs. No. 12/11 Notre Dame and Oct. 26 at Virginia Tech) and greatly limited his ability to throw in two more (Nov. 9 vs. Miami (Fla.) and No. 21 vs. NC State), r-Jr. **Haynes King** has added to his resume as one of college football's top signal-callers this season.

• Most notably, with 1,910 passing yards, 11 touchdown passes and only one interception this season, King is currently one of only five NCAA Division I FBS players over the last 65 seasons (since 1959) that has thrown for at least 1,900 yards and 10 touchdowns while throwing no more than one interception in a season.

• If King throws for at least 90 yards without an INT on Friday against Vanderbilt, he would become only the third player since '59 with 2,000 passing yards, 10 touchdown passes and one interception or less in a campaign, joining Jalen Hurts (Alabama - 2017) and Connor Shaw (South Carolina - 2013).

1,900 PASS YDS, 10 TD PASSES, 1 INT OR LESS — NCAA DIVISION I FBS, SINCE 1956

Player	Team	Year	Pass Yds.	Pass TD	INT
Haynes King	GT	2024	1,910	11	1
Jalen Hurts	Alabama	2017	2,081	17	1
Connor Shaw	S. Carolina	2013	2,447	24	1
Russell Wilson	NC State	2008	1,955	17	1
Matt Blundin	Virginia	1991	1,902	19	0

• King ranks among the top 30 nationally in three official statistical categories this season.

HAYNES KING STATISTICAL RANKINGS — 2024

Category	No.	National	ACC
Completion %	.725	3rd	1st
Passing Efficiency	155.0	15th	3rd
Yards/Pass Attempt	8.09	28th	4th

• King's 11:1 touchdown pass/interception ratio is the best in the nation. Only four other FBS players that have thrown at least 11 touchdown passes this season have thrown less than four INTs.

11 TD PASSES OR MORE, 1 INT OR LESS — NCAA DIVISION I FBS, 2024

Player	Team	Pass TD	INT
Haynes King	Georgia Tech	11	1
Braylon Braxton	Marshall	19	2
Evan Bullock	Louisiana Tech	14	2
Maddux Madsen	Boise State	22	3
Jackson Arnold	Oklahoma	12	3

• King's .725 completion percentage (171-of-236) ranks third nationally and leads the ACC.

• If King's .725 completion percentage were to stand up through the Birmingham Bowl, it would shatter the single-season school record of .666, set by Joe Hamilton in 1999 (203-of-305), when he finished second in voting for the Heisman Trophy.

• King has connected on at least better than 70% of his passes in 7-of-10 games this season — 82.8% vs. Georgia State (24-of-29 - Aug. 31), 74.4% at Syracuse (29-of-39 - Sept. 7), 77.3% vs. VMI (17-of-22 - Sept. 14), 74.2% vs. Duke (23-of-31 - Oct. 5), 100% vs. No. 4 Miami (6-of-6 - Nov. 9), 100% vs. NC State (3-of-3 - Nov. 21) and 72.2% at Georgia (26-of-36 - Nov. 29).

• King's .828 completion percentage vs. Georgia State is the second-highest in Georgia Tech history (min. 20 attempts).

• King is one of only two players in Georgia Tech history that has completed at least 80% of his passes in a game with at least 20 attempts, a feat that he has now accomplished twice.

COMPLETION PERCENTAGE — GT HISTORY (MIN. 20 ATT.)

Comp.%	Player	Opponent	Date
.880 (22-25)	Joe Hamilton	Florida State	9/11/99
.828 (24-29)	Haynes King	Georgia State	8/31/24
.809 (17-21)	Joe Hamilton	Maryland	11/22/97
.808 (21-26)	Joe Hamilton	Virginia	11/8/97
.800 (16-20)	Haynes King	Syracuse	11/18/23

• King holds three of the four highest single-game completion percentages in Georgia Tech history for passers with at least 30 attempts.

COMPLETION PERCENTAGE — GT HISTORY (MIN. 30 ATT.)

Comp.%	Player	Opponent	Date
.784 (29-37)	George Godsey	Virginia	11/9/00
.767 (23-30)	Haynes King	North Carolina	10/28/23
.767 (23-30)	Haynes King	Virginia	11/4/23
.742 (23-31)	Haynes King	Duke	10/5/24
.733 (22-30)	Joe Hamilton	Clemson	11/13/99
.733 (22-30)	Joe Hamilton	Duke	11/15/97



OFFENSE

JUNIORS WITH 7,000 CAREER TOTAL OFFENSE YARDS — ACTIVE NCAA DIVISION I FBS

Yards	Player	Team
8,783	E.J. Warner	Rice
8,282	Quinn Ewers	Texas
8,154	Taylen Green	Arkansas
8,020	Nicholas Vattiatto	Middle Tennessee
7,895	Kaidon Salter	Liberty
7,866	Mikey Keene	Fresno State
7,796	Haynes King	Georgia Tech
7,792	Jalon Daniels	Kansas
7,623	Cade Klubnik	Clemson
7,394	Jalen Milroe	Alabama

• King's 38 touchdown passes at Georgia Tech rank sixth in school history. He needs just two touchdown passes against Vanderbilt to become only the sixth player in Tech history with 40 touchdown passes as a Yellow Jacket.

CAREER TOUCHDOWN PASSES — GT HISTORY

TD Passes	Player	Years
1.	65	Joe Hamilton 1996-99
2.	57	Reggie Ball 2003-06
3.	51	Shawn Jones 1989-92
4.	41	George Godsey 1998-01
5.	40	Justin Thomas 2013-16
6.	38	Haynes King 2023-pres.
7.	32	Eddie McAshan 1970-72
8.	30	Jeff Sims 2020-22
9.	27	John Dewberry 1983-85
10.	23	Mike Kelley 1978-81

• King's 1,315 rushing yards as a Yellow Jacket are the seventh-most by a quarterback in Georgia Tech history.

CAREER RUSHING YARDS BY A QB — GT HISTORY

Rushing Yds.	Player	Years
1.	2,806	Joshua Nesbitt 2007-10
2.	2,412	Justin Thomas 2013-16
3.	2,225	Tevin Washington 2009-12
4.	2,131	TaQuon Marshall 2015-18
5.	1,758	Joe Hamilton 1996-99
6.	1,451	Reggie Ball 2003-06
7.	1,315	Haynes King 2023-pres.
8.	1,152	Jeff Sims 2020-22
9.	1,136	Tobias Oliver 2018-21
10.	1,057	Vad Lee 2012-13

• King's 21 rushing touchdowns as a Yellow Jacket are the fifth-most ever by a Georgia Tech quarterback and are tied for 13th overall in school history.

CAREER RUSHING TDs BY A QB — GT HISTORY

Rushing TDs	Player	Years
1.	38	Tevin Washington 2009-12
2.	35	Joshua Nesbitt 2007-10
3.	29	TaQuon Marshall 2015-18
4.	22	Justin Thomas 2013-16
5.	21	Haynes King 2023-pres.
6.	19	Shawn Jones 1989-92
7.	18	Joe Hamilton 1996-99
8.	17	Vad Lee 2012-13
9.	15	Billy Lothridge 1961-63
10.	14	Danny Myers 1973-75

• King owns two of the top seven single-season rushing TD totals by a QB in Georgia Tech history.

SINGLE-SEASON RUSHING TDs BY A QB — GT HISTORY

Rushing TDs	Player	Year
1.	20	Tevin Washington 2012
2.	18	Joshua Nesbitt 2009
3.	17	TaQuon Marshall 2017
4.	14	Tevin Washington 2011
5.	11	Haynes King 2024
	11	Tobias Oliver 2018
7.	10	Haynes King 2023
	10	Joshua Nesbitt 2010
9.	9	Vad Lee 2012
	9	Billy Lothridge 1962

• King's 27 touchdown passes last season were the second-most in Georgia Tech single-season history, just two shy of the single-season school record of 29, set by Joe Hamilton in 1999, when he finished second in voting for the Heisman Trophy.

SINGLE-SEASON TOUCHDOWN PASSES — GT HISTORY

TD Passes	Player	Year
1.	29	Joe Hamilton 1999
2.	27	Haynes King 2023
3.	23	George Godsey 2000
4.	20	Reggie Ball 2006
5.	18	Justin Thomas 2014
	18	George Godsey 2001
7.	17	Joe Hamilton 1998
8.	16	Reggie Ball 2004
	16	Eddie McAshan 1972
10.	15	Shawn Jones 1992

• King's 2,842 passing yards last season were the fourth-most in Georgia Tech single-season history, just 243 shy of the school record of 3,085 set by George Godsey in 2001.

SINGLE-SEASON PASSING YARDS — GT HISTORY

Passing Yards	Player	Year
1.	3,085	George Godsey 2001
2.	3,060	Joe Hamilton 1999
3.	2,906	George Godsey 2000
4.	2,842	Haynes King 2023
5.	2,397	Shawn Jones 1992
6.	2,314	Joe Hamilton 1997
7.	2,288	Shawn Jones 1991
8.	2,424	A.J. Suggs 2002
9.	2,166	Joe Hamilton 1998
10.	2,165	Reggie Ball 2005
11.	2,147	Reggie Ball 2004
12.	2,136	Taylor Bennett 2007
13.	2,128	Tommy Luginbill 1994
14.	2,051	Mike Kelley 1979

• King's 3,579 yards of total offense last season were the second-most in Georgia Tech single-season history, just 215 shy of the school record of 3,794, set by Joe Hamilton in 1999.

SINGLE-SEASON TOTAL OFFENSE — GT HISTORY

Total Yards	Player	Year
1.	3,794	Joe Hamilton 1999 <i>(734 rush, 3,060 pass)</i>
2.	3,579	Haynes King 2023 <i>(737 rush, 2,842 pass)</i>
3.	3,094	George Godsey 2000 <i>(11 rush, 3,083 pass)</i>
4.	3,040	George Godsey 2001 <i>(-45 rush, 3,085 pass)</i>
5.	2,805	Justin Thomas 2014 <i>(1,086 rush, 1,719 pass)</i>
6.	2,792	Joe Hamilton 1997 <i>(478 rush, 2,314 pass)</i>
7.	2,738	Joshua Nesbitt 2009 <i>(1,037 rush, 1,701 pass)</i>
8.	2,649	Shawn Jones 1991 <i>(361 rush, 2,288 pass)</i>
9.	2,638	Tevin Washington 2011 <i>(987 rush, 1,652 pass)</i>
10.	2,546	Reggie Ball 2005 <i>(381 rush, 2,165 pass)</i>

• King's 226 pass completions last season ranked third in Georgia Tech single-season history, just 23 shy of the school record of 249 set by George Godsey in 2001.

SINGLE-SEASON PASS COMPETITIONS — GT HISTORY

Completions	Player	Year
1.	249	George Godsey 2001
2.	226	Haynes King 2023
3.	222	George Godsey 2000
4.	208	A.J. Suggs 2002
5.	203	Joe Hamilton 1999
6.	190	Shawn Jones 1992
7.	182	Tommy Luginbill 1994
	182	Reggie Ball 2005
9.	181	Reggie Ball 2003
10.	178	Shawn Jones 1991
11.	173	Joe Hamilton 1997

• King's 367 pass attempts last season ranked third in Georgia Tech single-season history, just 17 shy of the school record of 384 set by George Godsey in 2001.

SINGLE-SEASON PASS ATTEMPTS — GT HISTORY

Attempts	Player	Year
1.	384	George Godsey 2001
2.	379	Reggie Ball 2005
3.	367	Haynes King 2023
4.	363	A.J. Suggs 2002
5.	362	Shawn Jones 1992
6.	350	Reggie Ball 2003
7.	349	George Godsey 2000
8.	339	Shawn Jones 1991
9.	330	Reggie Ball 2004
10.	327	Tommy Luginbill 1994
	327	Taylor Bennett 2007

• Three times last season (Sept. 9 vs. South Carolina State, Sept. 30 vs. Bowling Green, Oct. 28 vs. North Carolina), King threw four touchdown passes in a game, which is tied for the third-most in Georgia Tech single-game history.

• King's three games with at least four touchdown passes last season is also tied for the most in Georgia Tech single-season history (Joe Hamilton also had three games with at least four TD passes in 1999).

MOST SINGLE-GAME TOUCHDOWN PASSES — GT HISTORY

TD Passes	Player	Opponent	Date
5	Eddie McAshan	Rice	9/30/72
5	Joe Hamilton	Clemson	11/13/99
4	Eddie Prokop	Tulane	11/13/43
4	Frank Broyles	Tulane	11/11/44
4	Darrell Crawford	Auburn	10/20/51
4	Shawn Jones	Maryland	10/7/89
4	Shawn Jones	Georgia	12/1/90
4	Tom Luginbill	Western Carolina	9/10/94
4	Joe Hamilton	Florida State	9/11/99
4	Joe Hamilton	Georgia	11/27/99
4	George Godsey	Wake Forest	10/14/09
4	Reggie Ball	Clemson	9/11/04
4	Reggie Ball	NC State	11/4/06
4	Vad Lee	Duke	9/14/13
4	Justin Thomas	Georgia Southern	9/13/14
4	Jordan Yates	Kennesaw State	9/11/21
4	Haynes King	S. Carolina St.	9/9/23
4	Haynes King	Bowling Green	9/30/23
4	Haynes King	North Carolina	10/28/23
3	39 times, most recently:		
	Haynes King	VMI	9/14/24

• King's 348 passing yards last season vs. Bowling Green (Sept. 30) were the 10th-most in Georgia Tech single-game history.

MOST SINGLE-GAME PASSING YARDS — GT HISTORY

Pass Yards	Player	Opponent	Date
486	George Godsey	Virginia	11/10/01
454	George Godsey	Clemson	10/28/00
416	Darrell Gast	Duke	10/31/87
387	Joe Hamilton	Florida State	9/11/99
387	Joe Hamilton	Maryland	9/30/99
371	Eddie McAshan	Rice	9/30/72
361	Michael Kelley	Navy	11/17/79
359	Jeff Sims	Pitt	10/2/21
354	George Godsey	Maryland	11/18/00
348	Haynes King	Bowling Green	9/30/23

OFFENSE

• King threw for at least 300 yards three times last season (313 vs Louisville - Sept. 1; 307 at Ole Miss - Sept 16; 348 vs. Bowling Green - Sept. 30), good for the third-most in Georgia Tech single-season history.

MOST SINGLE-SEASON 300-YARD PASSING GAMES — GT HISTORY

300-yd Games	Player	Year
1. 6	Joe Hamilton	1999
2. 4	George Godsey	2000
3. 3	Haynes King	2023
4. 2	Jeff Sims	2021
2	George Godsey	2001

• King made a record-breaking debut in the White and Gold, throwing for 313 yards and three touchdowns on 19-of-32 passing in last season's opener against Louisville (Sept. 1).

• King's 313 passing yards last season against Louisville marked the first time that a Georgia Tech player ever threw for 300 yards in his GT debut.

• King ran for career-high 150 yards last season vs. Boston College (Oct. 21). His 150 rushing yards were the most by a Tech quarterback since Tobias Oliver ran for 215 yards at Virginia Tech on Oct. 25, 2018.

• King was one of only two Power Five conference players that had at least 2,800 passing yards, 700 rushing yards, 25 touchdown passes and 10 touchdown runs last season, joining Heisman Trophy winner and the eventual No. 2 pick in the 2024 NFL Draft, Jayden Daniels (LSU).

2,800 PASS YDS, 700 RUSH YDS, 25 TD PASSES, 10 TD RUNS — POWER FIVE CONFERENCES, 2023

Player	Team	Pass Yds.	Rush Yds.	Pass TD	Rush TD
Jayden Daniels	LSU	3,812	1,134	40	10
Haynes King	GT	2,842	737	27	10

• Since 2000, the only other ACC players that have matched King's 2,800 passing yards, 700 rushing yards, 25 touchdown passes and 10 touchdown runs in a season are Louisville Heisman Trophy winner Lamar Jackson (2016 and 2017), Virginia Tech's Jerod Evans (2016) and Clemson's Deshaun Watson (2015).

2,800 PASS YDS, 700 RUSH YDS, 25 TD PASSES, 10 TD RUNS — ACC, SINCE 2000

Player	Team	Year(s)
Haynes King	Georgia Tech	2023
Lamar Jackson	Louisville	2016, 2017
Jerod Evans	Virginia Tech	2016
Deshaun Watson	Clemson	2015

• True Fr. **Aaron Philo** had a coming out party with 265 passing yards, 57 rushing yards and 322 yards of total offense in Georgia Tech's 30-29 win over NC State (Nov. 21).

• Despite splitting time with starting QB **Haynes King**, Philo's 265 passing yards against NC State were the third-most by a Georgia Tech true freshman since 2000.

MOST SINGLE-GAME PASSING YARDS BY A TRUE FRESHMAN — GT SINCE 2000

Pass Yards	Player	Opponent	Date
283	Reggie Ball	NC State	10/4/03
277	Jeff Sims	Florida State	9/12/20
265	Aaron Philo	NC State	11/21/24
253	Zach Pyron	Virginia Tech	11/5/22
259	Jeff Sims	Louisville	10/9/20
248	Reggie Ball	Clemson	9/20/03
247	Reggie Ball	Duke	11/8/03
244	Jeff Sims	UCF	9/19/20
238	Jeff Sims	Pitt	12/10/20
230	Jaybo Shaw	Duke	10/4/08

• Philo's 322 yards of total offense against NC State were also the third-most by a Georgia Tech true freshman since 2000.

MOST SINGLE-GAME YARDS OF TOTAL OFFENSE BY A TRUE FRESHMAN — GT SINCE 2000

Total Yards	Player	Opponent	Date
341	Jeff Sims	Florida State	9/12/20
326	Jeff Sims	UCF	9/19/20
322	Aaron Philo	NC State	11/21/24
319	Zach Pyron	Virginia Tech	11/5/22
313	Jeff Sims	Louisville	10/9/20
276	Reggie Ball	NC State	10/4/03
273	Reggie Ball	Duke	11/8/03
254	Jeff Sims	Duke	11/28/20
254	Reggie Ball	Clemson	9/20/03
252	Jeff Sims	Pitt	12/10/20

• Philo's 19 completions against NC State are tied for the fourth-most by a Georgia Tech true freshman since 2000.

MOST SINGLE-GAME COMPLETIONS BY A TRUE FRESHMAN — GT SINCE 2000

Comp.	Player	Opponent	Date
27	Reggie Ball	Duke	11/8/03
24	Reggie Ball	NC State	10/4/03
23	Jeff Sims	Florida State	9/12/20
19	Aaron Philo	NC State	11/21/24
19	Zach Pyron	Virginia Tech	11/5/22
19	Reggie Ball	Clemson	9/20/03
18	Zach Pyron	Florida State	10/29/22
18	Jeff Sims	UCF	9/19/20
17	Jeff Sims	Pitt	12/10/20
16	Reggie Ball	Virginia	11/22/03

• Philo's performance against NC State included him leading the Yellow Jackets on a seven-play, 75-yard drive that spanned 1:08, capped by a 18-yard touchdown run with 22 seconds remaining that lifted Tech to a 30-29 come-from-behind victory over the Wolfpack.

• Philo was responsible for all 75 yards on the game-winning drive, completing 4-of-4 passes for 33 yards and running three times for 42 yards and the go-ahead score.

• Philo was the nation's highest-graded quarterback of the week by *Pro Football Focus* (93.7 grade) following his performance versus NC State.

• Philo saw the first extensive action of his career at Virginia Tech (Oct. 26), then also played extensively against No. 4 Miami (Nov. 9), sharing snaps with King.

• Philo threw for 184 yards after coming into the game in relief of Pyron late in the third quarter at VT.

• Philo earned a grade of 78.3 from *Pro Football Focus* for his performance at VT, which was the fourth-highest PFF grade for a Power Four conference true freshman in Week 9 of the season.

• Philo completed 5-of-10 passes for 67 yards and his first-career touchdown pass — a 15-yarder to WR **Chase Lane** that gave Georgia Tech a 21-10 lead in the third quarter — in the Yellow Jackets' 28-23 win over Miami.

• Philo made his collegiate debut on Sept. 14 against VMI, completing 3-of-5 passes for 49 yards in the fourth quarter of the Yellow Jackets' 59-7 victory.

RUNNING BACKS

• Despite battling injuries throughout the season, Georgia Tech r-Jr. **Jamal Haynes** has rushed for 808 yards and nine touchdowns this season.

JAMAL HAYNES STATISTICAL RANKINGS - 2024

Category	No.	National	ACC
Total Touchdowns	11	56th	7th
Rushing Touchdowns	9	58th	9th
Rush Yards/Carry	5.32	63rd	6th
Rushing Yards	808	74th	10th

• In the first two games of October, Haynes rushed for a whopping 298 yards on just 38 carries (7.8 avg.) — 128 vs. Duke (Oct. 5) and a career-high 170 at North Carolina (Oct. 12).

• Haynes' career-best 170 rushing yards against UNC came on just 19 carries (8.9 avg.).

• Haynes capped the 170-yard performance at UNC with one of the Yellow Jackets' signature plays of the season to date, a 68-yard touchdown run with 16 seconds remaining that broke a 34-34 tie and lifted Tech to a 41-34 victory.

• The week before his career-best performance against UNC, Haynes had matched his previous career high with 128 rushing yards against Duke (Oct. 5).

• Haynes totaled 140 yards from scrimmage against Duke with his 128 rushing yards and 12 yards on three receptions.

• Haynes also scored the winning points for Georgia Tech against Duke, as his 3-yard touchdown reception — his first receiving TD of the season and second of his career — gave the Yellow Jackets' a 17-14 lead with 10:40 to go in the game and proved to be the winning points in the Jackets' 24-14 victory.

• Haynes has gone over the century mark on the ground twice this season and six times in his career.

• Haynes is just two 100-yard rushing games shy of cracking into Georgia Tech's all-time top 10 for 100-yard rushing games in a career.

• Haynes was well on his way to a third 100-yard game against No. 4 Miami (Nov. 9), rushing for 83 yards on just three carries, including a 65-yard gain and a 16-yard touchdown on the opening drive of the game. However, he was forced to leave the game due to injury after the first play of the Yellow Jackets' second possession.

• Haynes narrowly missed reaching the 100-yard plateau in the regular-season finale at Georgia (Nov. 29), when he rushed for 91 yards on just 13 carries, and also scored on a 4-yard touchdown reception.

• Haynes has averaged more than 6.5 yards per rush four times this season — 27.7 vs. Miami, 8.9 at UNC, 7.0 at Georgia, 6.8 vs. Florida State (Aug. 24) and 6.7 vs. Duke.

• In the season opener against No. 10 Florida State (Aug. 24), Haynes ran for 75 yards and two touchdowns on just 11 carries, while also catching two passes for 16 yards.

• Haynes had 84 yards and a touchdown on 17 carries (4.9 avg.) against Georgia State (Aug. 31).

• Haynes has scored at least one touchdown in 9-of-12 games this season and 16-of-25 games since the beginning of last season.



OFFENSE

JAMAL HAYNES — GAME-BY-GAME

Table with columns: Year, Rush, Yds., TD, YPC, Rec., Yds., TD, Purp. Rows include Louisville, S.C. State, Ole Miss, Wake Forest, Bowling Green, Miami (Fla.), Boston College, North Carolina, Virginia, Clemson, Syracuse, Georgia, UCF, and 2023 Total.

Table with columns: Year, Rush, Yds., TD, YPC, Rec., Yds., TD, Purp. Rows include Florida St., Georgia St., Syracuse, VMI, Louisville, Duke, North Carolina, Notre Dame, Virginia Tech, Miami (Fla.), NC State, Georgia, and 2024 Total and Career.

- Haynes' 1,867 career rushing yards rank 19th in Georgia Tech history.
Haynes, who made the switch to running back from wide receiver during the 2023 offseason, ran for 1,059 yards in his first season at the position in '23.
Haynes' 1,059 rushing yards last season were the 15th-most in Georgia Tech single-season history.

- Haynes' four 100-yard rushing games last were the most by a Yellow Jacket in a single season since QB Tobias Oliver had four 100-yard rushing games in 2018.
Haynes' 1,059 rushing yards last season were the 15th-most in Georgia Tech single-season history.

- A quartet of running backs — So. Chad Alexander, true Fr. Anthony Carrie and Trellain Maddox and Sr. Trey Cooley — have shown the depth of Tech's running backs room behind Haynes.

GEORGIA TECH RUNNING BACKS — 2024

Table with columns: Player, Rush, Yds., TD, YPC, Rec., Yds., TD, Purp. Rows include Jamal Haynes, Chad Alexander, Anthony Carrie, Trellain Maddox, Trey Cooley, and TOTAL.

- In eight games this season, Alexander has averaged 5.3 yards per carry (273 yards on 52 attempts).
Alexander rushed for 120 yards over the first two games of October — 59 vs. Duke (Oct. 5) and 61 at North Carolina (Oct. 12).
Alexander's 61 rushing yards at UNC included his first-career touchdown on a 2-yard run.

- Making Alexander's career-high 61 rushing yards and first-career TD at UNC even more special was the fact that it came just four days after the former walk-on was put on scholarship on Tuesday, Oct. 8.
Alexander opened the season by rushing for 41 yards on seven carries (5.9 avg.) against Florida State (Aug. 24).
Alexander played in nine games on special teams as a walk-on true freshman in 2023 but did not have any carries.
Carrie has rushed for 120 yards on just 25 carries (4.8 avg.) and a touchdown over six games as a true freshman.
In the most extensive action of his young career, Carrie ran for 33 yards on a season-high eight carries at Virginia Tech (Oct. 26).

- Carrie's career-high 41 rushing yards came on just four attempts in his collegiate debut vs. Georgia State (Aug. 31).
Carrie has averaged at least 9 yards per rush twice in six games this season — 10.3 vs. Georgia State and 9.3 vs. VMI (37 yards on four carries — Sept. 14).
The depth of Georgia Tech's running backs room became even more apparent when Maddox made his collegiate debut vs. VMI (Sept. 14). Just a year removed from a serious knee injury sustained as a senior at nearby Parkview H.S., Maddox ran nine times for a game-high 53 yards and his first collegiate TD (3 yards) vs. VMI.

- Maddox has run for 67 yards and a score in two games as a true freshman.

- Cooley, who was injured on the Yellow Jackets' first kickoff return of the season vs. Florida State (Aug. 24) and subsequently missed the next eight games, returned to action and provided Tech with six carries for 26 valuable yards (4.3 avg.) and caught a 4-yard pass against No. 4 Miami (Nov. 9).

WIDE RECEIVERS

- Georgia Tech has six wide receivers on its roster that have combined for 3,590 receiving yards, 388 receptions and 205 games played at the collegiate level.

GEORGIA TECH WIDE RECEIVERS EXPERIENCE

Table with columns: Career Games, Career Starts, Career Rec., Career Rec. Yds. Rows include Chase Lane, Abdul Jannah, Malik Rutherford, Bailey Stockton, Isiah Canion, Chris Elko, and CAREER TOTALS.

^ includes 27 games, 48 catches and 617 yards at Texas A&M (2019-22)
@ includes 20 games, 51 catches and 671 yards at Duquesne (2020-22)

- r-Jr. Malik Rutherford has led Georgia Tech in receptions in 8-of-12 games this season and in receiving yards in 5-of-12 contests.
Rutherford has caught at least one pass in 28-straight games, dating back to Nov. 12, 2022 vs. Miami (Fla.). His 28-consecutive games with a catch is the sixth-longest streak in Georgia Tech history.

CONSECUTIVE GAMES WITH A RECEPTION — GT HISTORY

Table with columns: Games, Player, Years. Rows list players and their consecutive reception streaks, including Malik Rutherford (2022-pres.).

- Rutherford's 28-consecutive games with a reception is also tied for the 25th-longest active streak in the nation and the third-longest active streak in the ACC, behind only Duke's Jordan Moore (38) and Wake Forest's Taylor Morin (31).

MALIK RUTHERFORD — GAME-BY-GAME

Table with columns: Year, Rec., Yds., TD, Avg., Long. Rows include Kennesaw State, Pitt, Duke, and various college games, ending with 2024 Total and Career.

- Rutherford ranks sixth in Georgia Tech history with 133 career receptions.
Rutherford's 133 career receptions are the most by a Yellow Jacket since College and Pro Football Hall of Famer Calvin Johnson finished his Georgia Tech career with 178 receptions in 2006.

OFFENSE

CAREER RECEPTIONS — GT HISTORY

	Receptions	Player	Years
1.	195	Kelly Campbell	1998-2001
2.	178	Calvin Johnson	2004-06
3.	174	Jonathan Smith	2000-03
4.	171	Kerry Watkins	1999-2002
5.	165	Harvey Middleton	1994-97
6.	133	Malik Rutherford	2021-pres.
7.	122	Will Glover	1999-2002
8.	115	Bobby Rodriguez	1989-92
	115	Jerry Mays	1985-89
10.	114	Robert Lavette	1981-84
11.	113*	Demaryius Thomas	2007-09
12.	110	John Sias	1966-68
13.	101	Jimmy Robinson	1972-74

• Rutherford ranks 15th in Georgia Tech history with 1,459 career receiving yards.

• Rutherford needs just 180 yards to crack into Tech's all-time top 10 for career receiving yards.

• From Aug. 31-Oct. 5, Rutherford was on a torrid stretch with at least seven receptions in 4-of-5 games (seven vs. Georgia State, Syracuse and Louisville, eight vs. Duke). He is the only Yellow Jacket to have seven or more receptions four times in a five-game stretch since at least 2000.

• After hauling in seven receptions three times in the previous four games, Rutherford set a new career high with eight catches vs. Duke (Oct. 5).

• Rutherford had 113 receiving yards at No. 19/20 Louisville (Sept. 21), good for the second 100-yard receiving game of his career and season. It was also the second-highest yardage total of his career, behind only his 131 yards vs. Georgia State (Aug. 31).

• Rutherford's 131 receiving yards against Georgia State (Aug. 31) are tied for the most by a Yellow Jacket since DeAndre Smelter — currently a graduate assistant coach at Tech — had 132 receiving yards against Wofford on Aug. 30, 2014. (Former Yellow Jacket Dominick Blaylock also had 131 receiving yards against Bowling Green on Sept. 30 of last season).

• Rutherford had 50 yards on four receptions, including a 35-yard touchdown, in just one half of action against VMI (Sept. 14). He did not play in the second half after helping stake the Yellow Jackets to a 38-0 halftime lead.

• Rutherford led all players with a game-high 66 receiving yards on a game-high-tying four receptions in Tech's season-opening win over No. 10 Florida State (Aug. 24).

• Two of Rutherford's receptions against FSU had a huge impact on the game. The first was a 42-yard gain on Tech's first possession of the game, which set up a 1-yard touchdown run by QB Zach Pylon three plays later. The second was a 15-yard catch over the middle on third-and-12 that kept the Yellow Jackets' final touchdown drive alive late in the third quarter.

• After an injury that caused him to miss six games and limited his effectiveness over the final five games following his return to action last season, r-Sr. **Chase Lane** picked up this season right where he left off at the beginning of 2023.

• Lane, who like QB **Haynes King**, transferred to Georgia Tech from Texas A&M prior to the 2023 season, has caught 20 passes for 244 yards and a team-high-tying three touchdown receptions this season.

• Thirteen of Lane's 20 receptions and 159 of his 244 receiving yards came in the Yellow Jackets' first five games of the season.

• Lane was held to three catches for 27 yards during a six-game stretch from Oct. 5-Nov. 21, but two of the three catches were touchdowns — a 6-yarder vs. No. 12/11 Notre Dame on Oct. 19 and a 15-yarder vs. No. 4 Miami on Nov. 9).

• Lane turned in one of his best performances as a Yellow Jacket in the regular-season finale at No. 6 Georgia with four receptions (matching his high at Tech - prev. at Louisville, Sept. 21) for a season-high 58 yards (second-highest total at Tech - high: 69 vs. Louisville, Sept. 1, 2023).

• Against VMI (Sept. 14), Lane had a 54 receiving yards in just one half of action. He did not play in the second half after helping stake the Yellow Jackets to a 38-0 halftime lead.

• On Sept. 7 at Syracuse, Lane caught a 4-yard touchdown pass, which was his first touchdown since a 48-yard TD catch in last season's opener versus Louisville (Sept. 1, 2023).

• Last season, Lane caught six passes for 105 yards and a touchdown over the first two games of the campaign, but was injured in the second game of the year versus South Carolina State. He would go on to miss the next six games, then had just one catch for 0 yards over the final five games of the season.

** - Per NCAA sanctions, Demaryius Thomas' statistics from the final three games of the 2009 season are not included in official records (seven receptions, 204 yards, two touchdowns)*

TIGHT ENDS

• Five Georgia Tech tight ends have combined for 48 catches for 620 yards and two touchdowns this season.

• Leading the way is Sr. **Avery Boyd**, who has settled into the tight ends room after spending much of his first four seasons as a Yellow Jacket at wide receiver.

• Boyd leads Georgia Tech's tight ends with 292 receiving yards (good for third on the team) on 22 receptions (fourth) and two touchdowns (t-third).

• Prior to catching multiple passes in 6-of-12 games this season (four vs. Georgia State, four at Syracuse, two vs. VMI, two at North Carolina, three at Virginia Tech, four vs. NC State), Boyd had never had more than one reception in a game in his collegiate career.

• After not having a reception over the first 17 games of his career, Boyd has at least one catch in 15 of the last 23 contests.

• The 6-foot-3, 240-pound Boyd got the start at tight end in the season opener against No. 10 Florida State (Aug. 24) and made a 14-yard reception deep in Georgia Tech territory to kickstart an 89-yard touchdown drive that gave the Yellow Jackets a 21-14 lead early in the fourth quarter.

• Boyd scored his first touchdown of the season on a 22-yard reception vs. Georgia State (Aug. 31).

• Boyd's second TD of the season and fourth of his career came on a 33-yard catch against VMI.

• Boyd hauled in his third-, fourth- and fifth-longest receptions of the season over the last five games — a 25-yarder vs. No. 12/11 Notre Dame (Oct. 19), a 24-yarder at Virginia Tech (Oct. 26) and a 23-yarder vs. NC State (Nov. 21). Only his 33-yard TD vs. VMI and a 28-yard catch at Louisville (Sept. 21) have been longer.

• A trio of tight ends that transferred to Georgia Tech in the offseason — r-Sr. **Jackson Hawes** (Yale), r-Sr. **Ryland Goede** (Mississippi State) and r-Jr. **Josh Beetham** (Michigan) — have combined for 23 catches for 285 yards this season, led by Hawes' 15 catches for 188 yards.

• In addition to becoming a part of the passing game, Hawes, Beetham and Goede have all played a critical role in the run game through their blocking at the point of attack.

• Hawes has accepted an invitation to play in the 2025 Senior Bowl. He is the first Yellow Jacket TE to receive a Senior Bowl invite since Billy Martin in 1964.

• With Hawes, Goede and Beetham all out due to injuries at North Carolina (Oct. 12), true Fr. **Luke Harpring** saw the first significant action of his career and responded with two receptions for a team-high 36 yards.

• Harpring has caught three passes for 43 yards on the season.

OFFENSIVE LINE

• One of Georgia Tech's most experienced overall positions, the offensive linemen on the Yellow Jackets' 2024 roster have combined for 240 collegiate games played and 162 career starts.

GEORGIA TECH OFFENSIVE LINE START CHART

	Career Games	Career Starts	2024 Starts	Consec. Starts
RT/RG Jordan Williams	55	52	12	18
C Weston Franklin	42	37	12	36
LG Joe Fusile	35	33	12	25
RG Keylan Rutledge^	34	30	12	21
RG Brandon Best	26	—	—	—
LT Ethan Mackenny	14	9	—	—
C Tana Alo-Tupuola	12	—	—	—
LG/TE Harrison Moore	11	1	1	—
RT Ben Galloway	10	—	—	—
G Will Scissum	1	—	—	—
TOTALS AT GT	218	145		
CAREER TOTALS	240	162		

^ includes 22 games and 17 starts at Middle Tennessee (2022-23)

• Most notably, Sr. **Jordan Williams** is the first five-year starter in Georgia Tech football history, as he has been in the Yellow Jackets' starting lineup since he arrived as a true freshman in 2020.

• On Oct. 26 at Virginia Tech, Williams made his 49th-career start, setting a new Georgia Tech record for most starts by an offensive lineman (breaking the previous record of 48, which was held by current Georgia Tech Sports Network radio analyst Andrew Gardner).

• On Nov. 9 vs. No. 4 Miami (Fl.), Williams became only the third player to ever make 50 starts at Georgia Tech.

• On Nov. 29 at No. 6 Georgia, Williams matched Georgia Tech's all-time record with his 52nd-career start.

• Assuming he makes the 53rd start of his career in Friday's Birmingham Bowl, Williams will break Georgia Tech's all-time record for career starts as a Yellow Jacket.

OFFENSE

CAREER STARTS — GT HISTORY

	Starts	Player	Pos.	Years
1.	52	Jordan Williams	OL	2020-pres.
2.	52	Roddy Jones	RB	2008-11
3.	50	Recardo Winbush	LB	1999-2002
4.	49	Reggie Ball	QB	2003-06
5.	48	Andrew Gardner	OL	2005-08

• Georgia Tech has allowed just five six this season and ranks third nationally with 0.50 sacks allowed per game.

FEWEST SACKS ALLOWED — FBS, 2024

Team	Games	Sacks	Sacks/Gm	Pass Att.
New Mexico	12	5	0.42	390
Army West Point	13	6	0.46	113
Georgia Tech	12	6	0.50	379

• Prior to allowing its first sack of the season on Oct. 5 versus Duke, the Yellow Jackets had gone six-consecutive games overall without surrendering a sack, dating back to last year's season-ending win over UCF in the Union Home Mortgage Gasparilla Bowl.

• The string of six-straight games without a sack allowed, doubled Georgia Tech's previous record for consecutive games with no sacks allowed since sacks became an official NCAA statistic in 2000.

MOST CONSECUTIVE GAMES WITH 0 SACKS ALLOWED — GEORGIA TECH HISTORY*

Games	Dates	Opponents
6	Dec. 22, 2022-Sept 21, 2024	UCF, FSU, GSU, SYR, VMI, LOU
3	Oct. 25-Nov. 8, 2014	PITT, UVA, NCSU
3	Sept. 29-Oct. 13, 2007	CLEM, MD, MIA
3	Oct. 6-29, 2005	NCSU, DUKE, CLEM
3	Nov. 9-25, 2000	UVA, MD, UGA

* since sacks became an official NCAA statistic in 2000

• Making Georgia Tech's top-three national ranking in fewest sacks allowed even more impressive is the fact that Tech has faced five of the top 25 and eight of the top 50 sacks leaders in the nation this season.

GT VS. TOP-50 DEFENSES IN SACKS/GM — FBS, 2024

Rank	Team	Sacks/Gm	Sacks vs. GT
t-3)	Duke	3.33	1
6)	North Carolina	3.25	0
t-13)	Virginia Tech	3.00	1
t-16)	Miami (Fla.)	2.92	0
t-22)	Georgia	2.77	1
t-36)	Notre Dame	2.50	2
t-39)	Louisville	2.42	0
50)	Florida State	2.25	0

• Dating back to the final two games of the 2022 season, Georgia Tech has not surrendered a sack in 13 of its last 27 games.

• Prior to allowing not allowing a sack in 13 of their last 27 games, the Yellow Jackets had surrendered a sack in 27-of-28 games.

• Three of the Yellow Jackets' projected five starting offensive linemen for Friday's Birmingham Bowl earned all-ACC recognition this season — first-team OG **Keylan Rutledge**, third-team OT Williams and honorable mention C **Weston Franklin**.

• In addition to being named first-team all-conference, Rutledge was also named first-team all-America by *Sports Info Solutions*.

• Rutledge is the Yellow Jackets' first first-team all-American since P Pressley Harvin III was a unanimous first-team honoree in 2020.

• Rutledge is Tech's first non-specialist to receive first-team all-America honors since current Houston Texans guard Shaq Mason in 2014.

• Rutledge is the 54th first-team all-American in Georgia Tech's 132-year football history.

• Williams was named ACC Offensive Lineman of the Week after helping Tech rush for 271 yards (including providing key blocks on both of the Jackets' touchdown runs) and not allowing a sack in the 28-23 win over Miami (Nov. 9).

• Rutledge was named ACC Offensive Lineman of the Week after helping pave the way for Tech to rush for 371 yards and not allow a sack in the Jackets' win over UNC (Oct. 12).

• Tech returned four starters and five significant contributors this season from an offensive line that paved the way for the Yellow Jackets to lead the ACC and rank among the top 15 nationally in rushing offense (203.8 ypg - 12th nationally) and fewest sacks allowed (1.15/gm - 15th) in 2023.

DEFENSE

TEAM

• Under the tutelage of first-year defensive coordinator **Tyler Santucci**, Georgia Tech's defense is allowing 24.3 points, 345.9 total yards and 120.2 rushing yards per game, all down significantly from the Yellow Jackets' averages a year ago, while the Jackets' 5.6 tackles for loss per game are one per game better than they averaged 2023.

GEORGIA TECH DEFENSIVE COMPARISON —

2024 vs. 2023

Category	2024	2023	Difference
Scoring Defense	24.3 ppg	29.5 ppg	-5.2
Total Defense	345.9 ypg	437.1 ypg	-91.2
Rushing Defense	120.2 ypg	221.3 ypg	-101.1
Tackles for Loss	5.6 pg	4.6 pg	+1.0

• Tech's defense is the sixth-most improved in the nation this season in terms of total yards allowed per game.

MOST IMPROVED DEFENSES — FBS

Team	2024	2023	Difference
1. Indiana	244.8	394.1	-149.3
2. Louisiana Tech	301.9	418.2	-116.3
3. BYU	317	417.7	-100.7
4. Colorado	353.7	453.3	-99.6
5. Houston	324.8	423.9	-99.1
6. Georgia Tech	345.9	437.1	-91.2
7. Texas	249.5	336.7	-87.2
8. South Carolina	313.3	395.7	-82.4
9. Washington	324.8	406.7	-81.9
10. Vanderbilt	375	454.9	-79.9

• Georgia Tech's 5.2-point improvement in scoring defense ranks 26th nationally and is tied for second in the ACC, behind only Cal (-10.6 ppg).

• Most impressively, the Yellow Jackets have the second-most improved rushing defense in the nation this season (and the most improved among Power Four conference teams).

MOST IMPROVED RUSHING DEFENSES — FBS

Team	2024	2023	Difference
1. Louisiana Tech	120.1	232.8	-112.7
2. Georgia Tech	120.2	221.3	-101.1
3. Indiana	70.8	156.3	-85.5
4. Boston College	113.6	187.9	-74.3
5. UCF	120.3	194.3	-74
6. Ole Miss	83.5	152.8	-69.3
7. North Texas	195.5	255.2	-59.7
8. Army West Point	116.8	176.3	-59.5
9. UNLV	109.8	161.8	-52
10. Memphis	103.9	155.2	-51.3

• Tech's rushing defense ranks 30th nationally, just one year removed from finishing 128th out of 130 NCAA Division I FBS teams.

• The Yellow Jackets have surrendered less than 100 yards on the ground in 6-of-12 games this season. The six games allowing less than 100 rushing yards are the most for Georgia Tech in any season since it held 6-of-14 opponents to less than 100 yards on the ground in 2013.

GAME-BY-GAME RUSHING DEFENSE — 2024

Date	Opponent	Rushing Yards Allowed
Aug. 24	vs. Florida State	98
Aug. 31	Georgia State	150
Sept. 7	at Syracuse	134
Sept. 14	VMI	12
Sept. 21	at Louisville	57
Oct. 5	Duke	74
Oct. 12	at North Carolina	201
Oct. 19	Notre Dame	168
Oct. 26	at Virginia Tech	99
Nov. 9	Miami (Fla.)	88
Nov. 21	NC State	253
Nov. 29	at Georgia	108

• When Georgia Tech held three-straight opponents to less than 100 rushing yards earlier this season — Sept. 14 vs. VMI (12), Sept. 21 at Louisville (57) and Oct. 5 vs. Duke (74) — it marked the first time that Tech allowed less than 100 rushing yards in three-straight games since Oct. 19-Nov. 2, 2013 (Syracuse – 75 yds., at Virginia – 68, Pitt – minus-5).

• Prior to this season, Tech had surrendered at least 100 rushing yards in 33-consecutive games, dating back to allowing 68 yards on the ground in a 45-22 win over North Carolina on Sept. 25, 2021.

• On Nov. 9 vs. No. 4 Miami (Fla.), Georgia Tech held the Hurricanes' top-ranked offense to season lows for points (23), yards (436), rushing yards (88), third-down conversion percentage (.300) and time of possession (25:11).

GEORGIA TECH DEFENSE vs. MIAMI — Nov. 9

Category	Nov. 9*	Miami Avg. Going in
Points Allowed	23	47.4 ppg
Yards Allowed	436	556.9 ypg
Rushing Yards Allowed	88	186.4 ypg
3rd-Down Conversion Pct.	.300	.588
Time of Possession	25:11	34:02

* all season lows for Miami

• In the Jackets' previous game at Virginia Tech (Oct. 26), Georgia Tech limited the Hokies to just 233 yards of offense, which was:

- 124 yards below VT's season average going into the game;
- the fewest that Georgia Tech has allowed to an NCAA Division I FBS opponent in a decade, dating back to holding Clemson to 190 yards in a 28-6 win on Nov. 15, 2014;
- the fewest that Georgia Tech has allowed away from home since it held USC to 205 in the 2012 Sun Bowl (a 21-7 GT win);
- the fewest that Georgia Tech has allowed in a true road game since they surrendered just 198 yards in a 34-9 win at Virginia on Oct. 24, 2009.

• The Yellow Jackets also held Virginia Tech — the ACC's top rushing team going in to the game at 209.3 yards per contest — to just 99 yards on the ground.

• Virginia Tech RB Bhayshul Tuten, who was the nation's leading rusher with 871 yards going into the game, managed just 79 yards against Georgia Tech.

• Georgia Tech not only limited Duke (Oct. 5) to just 74 yards on the ground (46.6 yards less than it was averaging going in), but also held the Blue Devils to 279 total yards (88.2 yards less than their 367.2-yard average) and 14 points (14.8 points less than their 28.8-point average).

• Georgia Tech's defense was dominant across the board in the Yellow Jackets 59-7 win over VMI (Sept. 14), limiting the Keydets to 104 total yards (2.2 yards per play), including just 28 rushing yards (0.4 avg.) and five total first downs.

• VMI's five first downs were tied for the second-fewest that Georgia Tech has ever surrendered in a game and the fewest since Miami (Fla.) had five first downs against the Yellow Jackets on Sept. 26, 1964.

• Four of VMI's five first downs came on their lone scoring drive of the game in the fourth quarter. The Keydets combined for just one first down on their other 12 possessions.

• VMI's seven points were the fewest allowed by Georgia Tech since a 41-0 win over Alcorn State in the 2018 season opener (Sept. 1, 2018).

• Georgia Tech's 12 tackles for loss against VMI were the most in a game for the Yellow Jackets since they had 12 in a 21-17 win over No. 13 North Carolina on Nov. 19, 2022.

• Tech has had six or more TFL in 5-of-12 games this season - 7 vs. Florida State (Aug. 24), 8 vs. Georgia State (Aug. 31), 12 vs. VMI (Sept 14), 6 vs. Notre Dame (Oct. 19) and 11 at Virginia Tech (Oct. 26).

• In his first game as Tech's defensive coordinator, Santucci's defense limited No. 10 Florida State, which averaged 401.6 yards of total offense per game in 2023, to just 291 yards in the Yellow Jackets' 24-21 win over the Seminoles (Aug. 24).

• Georgia Tech's rushing defense limited Florida State to just 98 rushing yards on 31 carries (3.2 avg.).

• Even more impressively, after FSU ran for 58 yards on five carries on its first possession of the game (11.6 avg.), Tech surrendered just 40 yards on 26 carries over the rest of the game (1.5 avg.).

• Perhaps the lone defensive area where Georgia Tech strives to return to its form from recent seasons is in turnover creation.

• The Yellow Jackets uncharacteristically rank 117th out of 133 NCAA Division I FBS teams this season with just 11 takeaways through 12 games (six fumble recoveries and five interceptions).

• In its penultimate game of the regular season versus NC State (Nov. 21), Georgia Tech season highs for takeaways (3) and interceptions (3).

• The Jackets' three interceptions against NC State surpassed their season total for INTs going into the game (2).

• Tech has only forced multiple turnovers one other time this season, when it recovered a pair of fumbles in a 41-34 win at North Carolina (Oct. 12).

• Tech has been one of the nation's leaders in takeaways for each of the last two seasons — tied for ninth nationally with 25 takeaways in 2023 and tied for seventh with 24 forced turnovers in 2022.

• Georgia Tech's 61 fumble recoveries since the beginning of the 2019 season are the second-most in the nation during that span.

MOST FUMBLE RECOVERIES SINCE 2019 (FBS)

1.	Notre Dame	63
2.	Georgia Tech	61
3.	Duke	60
4.	Clemson	59
5.	Tulsa	58

• Since the beginning of the 2020 season, Georgia Tech has forced an average of 2.5 turnovers per game in wins but has averaged just 0.9 takeaways per game in losses.



DEFENSE

INDIVIDUAL

• Despite missing two games due to injury (Oct. 19 vs. No. 12/11 Notre Dame and Oct. 26 at Virginia Tech), r-So. LB **Kyle Efford** remains the Yellow Jackets' leading tackler with 64 total tackles this season.

• Efford is a third-team all-ACC selection.

• Efford ranks among the top 25 in the ACC with 6.4 tackles per game.

• Efford was named ACC Linebacker of the Week for the second time in his career after tallying 10 tackles in this season's opener vs. Florida State (Aug. 24).

• Efford's 13 tackles against Georgia State (Aug. 31) surpassed his previous career high of 11, set in last season's win over Syracuse (Nov. 18), when Efford was named the ACC Linebacker of the Week for the first time in his career.

• In all, Efford has recorded double-digit tackles five times in 17 games he's played since moving into the starting lineup midway through last season.

KYLE EFFORD — GAME-BY-GAME

2022	TT-S-A	TFL	Sacks	FF	FR	INT
Ole Miss	0-0-0	0	0	0	0	0
UCF	0-0-0	0	0	0	0	0
Duke	0-0-0	0	0	0	0	0
Georgia	1-0-1	0	0	0	0	0
2022 Total	1-0-1	0	0	0	0	0
2023	TT-S-A	TFL	Sacks	FF	FR	INT
Louisville	1-1-0	0	0	0	0	0
S.C. State	7-3-4	0	0	0	0	0
Ole Miss	5-2-3	0	0	0	0	0
Wake Forest	1-0-1	0	0	0	0	0
Bowling Green	5-1-4	0	0	0	0	0
Miami (Fla.)	5-3-2	0	0	0	0	0
Boston College	6-2-4	0	0	0	0	0
North Carolina	6-3-3	0	0	0	0	0
Virginia	10-3-7	0	0	0	0	0
Clemson	7-3-4	1.0	1.0	0	0	0
Syracuse	11-5-6	0	0	0	0	1
Georgia	8-5-3	0	0	0	0	0
UCF	9-6-3	0	0	0	0	0
2023 Total	81-37-44	1.0	1.0	0	0	1
2024	TT-S-A	TFL	Sacks	FF	FR	INT
Florida State	10-1-9	0.5	0	0	0	0
Georgia State	13-5-8	1.0	0	0	0	0
Syracuse	6-5-1	1.0	1.0	0	0	0
VMI	3-1-2	1.0	0	0	0	0
Louisville	7-6-1	0	0	0	0	0
Duke	3-1-2	0	0	0	0	0
North Carolina	10-6-4	0	0	0	0	0
Notre Dame	— DID NOT PLAY —					
Virginia Tech	— DID NOT PLAY —					
Miami (Fla.)	6-2-4	1.0	1.0	0	0	0
NC State	3-3-0	1.0	1.0	0	0	0
Georgia	3-3-0	0	0	0	0	0
2024 Total	64-33-31	5.5	3.0	0	0	0
Career	146-70-76	6.5	4.0	0	0	1

• Despite not moving into the starting lineup until midway through last season, Efford led Georgia Tech with 81 tackles in 2023, 12 more than any other player on the squad.

• Efford became the first freshman to lead Georgia Tech in tackles since Darryl Smith tied for the team lead as a freshman in 1999 before going on to a 12-year NFL career with the Jacksonville Jaguars and Baltimore Ravens.

• Efford was the first Tech freshman to lead the team in tackles outright since Richardo Wimbush (91) in 1999.

• Leading the way for Georgia Tech's much improved defensive front, which is averaging 1.0 tackle for loss more in 2024 (5.6) than it did in 2023 (4.6), is a corps of defensive linemen that have combined for 23.5 TFL.

DEFENSIVE LINEMEN TACKLES FOR LOSS — GT (2024)

Player	Yr.	Pos.	TFL
Sylvain Yondjouen	r-Sr.	DE	6.0
Jordan van den Berg	r-Jr.	DT	5.0
Thomas Gore	r-Sr.	DT	4.0
Zeek Biggers	Sr.	DT	2.5
Joshua Robinson	Sr.	DE	2.0
Kevin Harris	Sr.	DE	1.5
Makius Scott	Sr.	DT	1.5
Jason Moore	r-Sr.	DT	1.0
Total			23.5

• DL **Jordan van den Berg** is the Yellow Jackets' most-decorated defender in 2024, having earned second-team all-ACC recognition.

• van den Berg has perhaps flown under the radar this season in terms of stats (20 tackles, 5.0 TFL in 12 games) but he caught the attention *Pro Football Focus*.

• PFF ranks van den Berg as the No. 8 interior defensive lineman in the ACC against the run (81.5 grade).

• PFF also tabs van den Berg as the No. 10 interior DL in the ACC in overall defensive grading (76.6).

• A fifth-year senior from Ruisbroek, Belgium, **Sylvain Yondjouen** entered this season as one of the oldest players in college football at 26 years of age.

• Born on June 21, 1998, Yondjouen is the second-oldest player in the ACC, the fourth-oldest defensive lineman in the nation and the 17th-oldest player in NCAA Division I FBS.

OLDEST STUDENT-ATHLETES, FBS (2024)

Player (Pos.), School	Birthdate	Age
1. Luke Larsen (P), East Carolina	7/18/1992	32
2. Jordan Noyes (K), Colorado State	8/3/1992	32
3. Hugh Robertson (P), Illinois	1/16/1993	31
4. Eric Goins (K), Notre Dame	12/25/1993	30
5. Mark Crawford (P), Minnesota	12/28/1993	30
6. Colby Brewer (EDGE), New Mexico	5/30/1995	29
7. Monte Harrison (WR), Arkansas	8/10/1995	29
8. Alex Raich (LB), Kansas	11/17/1996	28
9. Mark Vassett (P), Colorado	12/4/1996	27
10. Adam Jacklin (P), UTEP	8/2/1997	27
11. David Marshall (DL), Baylor	11/11/1997	27
12. Cam McCormack (TE), Miami (Fla.)	4/2/1998	26
13. Johnny Mawa (OL), Utah	4/27/1998	26
14. Keenan Pili (LB), Tennessee	5/29/1998	26
15. Wilson Berry (P), Kentucky	6/18/1998	26
16. James Hansen (DL), Texas Tech	6/16/1998	26
17. Sylvain Yondjouen (DL), Georgia Tech	6/21/1998	26
18. Aliko Vimahi (DT), Utah	8/3/1998	26

Research courtesy of the University New Mexico

• Yondjouen sustained a season-ending knee injury in last season's opener against Louisville (Sept. 1). He medically redshirted to return to Georgia Tech for a sixth season in 2024.

• Now over a year removed from the knee injury, Yondjouen has rounded into to form with 2.5 sacks and 6.0 tackles for loss on the season, which includes 2.5 sacks and 5.5 TFL over the past nine games.

• Yondjouen is tied for the team lead with 2.5 sacks, while his six TFL are good for second on the squad.

• Yondjouen also leads the team with seven QB hurries and five pass breakups.

• Sr. DT **Zeek Biggers** has accepted an invitation to play in the 2025 East-West Shrine Bowl.

• Sr. LB **Treniyas Tatum** has set a career high for tackles for loss in a single season with 5.5 (prev.: 4.0 in 2023).

• Jr. DBs **Clayton Powell-Lee** and **Rodney Shelley** rank No. 5 and No. 16 in the ACC in slot pass coverage, allowing just one reception every 18.3 and 13.4 coverage snaps in the slot, respectively.

• Shelley ranks fourth on the team with 5.0 tackles for loss this season after not recording a TFL in his first two collegiate campaigns.

• Shelley's career-high 3.0 TFL at Virginia Tech (Oct. 26) are the most by Yellow Jacket in a game this season (prev.: 2.5 by Tatum vs. Georgia State - Aug. 31).

• Shelley is also tied for second on the team with four pass breakups.

• Another DB, r-So. **Syeed Gibbs**, is tied for fifth on the team with 4.0 TFL.

• r-Jr. DB **Omar Daniels** had perhaps the finest performance of his collegiate career against No. 4 Miami (Nov. 9), recording a career-high eight tackles (prev.: 5 at Syracuse - Sept. 7), including a tackle for loss. He also had a pass break-up in the Yellow Jackets' win over the previously unbeaten Hurricanes.

• r-Jr. DB **Ahmari Harvey** ranks second on the team with 59 tackles from his cornerback position.

• Harvey is the only Yellow Jacket with an interception, a fumble recovery and a forced fumble this season.

• Harvey recorded his first fumble recovery of the season and second of his career at North Carolina (Oct. 12).

• Harvey's interception vs. Duke (Oct. 5) not only sealed the Yellow Jackets' 24-14 win over the Blue Devils, but was also the Jackets' first INT of the season.

• Harvey's forced fumble vs. VMI was his first of the season and second of his career (his previous FF sealed Tech's 46-42 win over No. 17 North Carolina on Oct. 28 of last season).

• Harvey had a big day in Georgia Tech's season-opening win over Florida State (Aug. 24), finishing with a career-high eight tackles from his cornerback position.

• Two of Harvey's eight stops were among the most critical plays of the game. In the first quarter, his open-field tackle on fourth-and-4 forced a turnover on downs and squelched an FSU scoring threat with the Seminoles deep in GT territory. In the second quarter, he took down FSU QB D.J. Uiagalelei in the backfield on third-and-3 for his first-career tackle for loss, forcing the Seminoles to settle for a field goal.

• r-Sr. DB **Warren Burrell**, had relatively quiet numbers in 10 regular-season games (24 tackles, one interception and four pass breakups), but that is likely a result of opposing teams not challenging him.

• *Pro Football Focus* ranks Burrell as the No. 4 cornerback in the ACC and tied for the 37th-best CB in the nation this season with a 82.0 pass coverage grade.

DEFENSE

- Burrell notched his first interception as a Yellow Jacket against No. 12/11 Notre Dame (Oct. 19), when he picked off a pass in the end zone and returned it 27 yards.
- Powell-Lee and Sr. DB **LaMiles Brooks** are among five Yellow Jackets in the last 33 games with an interception and a fumble recovery in the same game (Charlie Thomas – Oct. 1, 2022 vs. Pitt, Brooks – Oct. 20, 2022 vs. Virginia, Powell-Lee vs. Virginia Tech – Nov. 5, 2022, Kyle Kennard vs. South Carolina State - Sept. 9, 2023 and Jaylon King vs. Wake Forest - Sept. 23, 2023 and Virginia - Nov. 4, 2023).
- Prior to five Tech players recording an interception and a fumble recovery in the last 31 games, only two other Yellow Jackets had accomplished the feat since 2000 (Quayshawn Nealy – Oct. 19, 2013 vs. Syracuse and Nov. 8, 2014 vs. NC State and Jordan-Swilling – Nov. 4, 2017 vs. Virginia).

SPECIAL TEAMS

- As it has been since **Brent Key** took over as head coach in 2022, Georgia Tech is one of the nation's most prolific kick-blocking teams once again in 2024.

- Tech has blocked five kicks (four field goals and a punt) this season, which is tied for third-most in the nation.

MOST BLOCKED KICKS — FBS, 2024

Team	Blocked Kicks
1. Louisville	6
Notre Dame	6
3. Georgia Tech	5
Florida State	5
UNLV	5
6. Eastern Michigan	4
TCU	4
Utah	4
NIU	4

- 6-foot-6, 320-pound Sr. DL **Zeek Biggers** has recorded two of Georgia Tech's five blocked kicks this season, with blocked field goals at Syracuse (Sept. 7) and Virginia Tech (Oct. 26).

- Biggers two blocked kicks this season give him four for his career. He previously blocked field goals vs. Virginia (Oct. 20, 2022) and at Ole Miss (Sept. 16, 2023).

- Biggers field-goal block at VT was Georgia Tech's 12th blocked kick in 30 games since Oct. 1, 2022 (Key's first game as the Yellow Jackets' interim head coach). The Yellow Jackets' 12 blocks are the second-most in the nation during that span.

MOST BLOCKED KICKS SINCE OCT. 1, 2022 (BRENT KEY'S FIRST GAME AS GT'S HEAD COACH) — FBS

Notre Dame	14
Georgia Tech	12
Miami (Ohio)	9
Florida State	9
Indiana	8
Army West Point	8
Illinois	8
Nebraska	8
South Carolina	8
Eastern Michigan	7
Louisville	7
Tennessee	7

- On Sept. 7 at Syracuse, Georgia Tech matched a school record with two blocked kicks (a blocked field goal by Biggers in the first quarter and a blocked punt by Fr. DL **Amontrae Bradford** in the second quarter).

- It was the 11th time in program history that Georgia Tech blocked two kicks in a game and the second time in Key's first 24 games as the Yellow Jackets' head coach. The Jackets also blocked two kicks versus Virginia on Oct. 20, 2022. In that game, Tech also blocked a field goal and a punt, and the blocked field goal was by Biggers.

- In addition to Biggers' FG blocks vs. Syracuse and VT and Bradford's blocked punt at Syracuse, r-So. DB **Syeed Gibbs** (Sept. 21 at Louisville) and Jr. DB **Rodney Shelley** (Oct. 12 at North Carolina) have also blocked field goals for the Yellow Jackets this season.

- Tech has finished among the top 10 nationally in blocked kicks each of the last two seasons (t-10th in 2022 - four; t-third in 2023 - four).

- Since the beginning of the 2013 season, Georgia Tech has blocked 36 kicks, which are tied for the most by an NCAA Division I FBS team during that span.

MOST BLOCKED KICKS SINCE 2013 (FBS)

Georgia Tech	36
Army West Point	36
Oklahoma State	35
Notre Dame	34
Temple	34
Rutgers	33
Indiana	32
SMU	32
Texas A&M	32
Utah State	30
BYU	29
Middle Tennessee	29

- Despite having played in just 24 games as a Yellow Jacket, r-So. PK **Aidan Birr** already ranks seventh in Georgia Tech history with 169 career points by kicking.

CAREER POINTS BY KICKING — GT HISTORY

Pts.	Player	Years
1. 337	Harrison Butker	2013-16
2. 322	Luke Manget	1999-2002
3. 321	Travis Bell	2004-07
4. 299	Scott Sisson	1989-92
5. 239	Scott Blair	2007-10
6. 172	David Bell	1983-86
7. 169	Aidan Birr	2023-pres.
8. 159	Johnny Smith	1977-80
9. 158	Brad Chambers	1995-98
10. 150	Ron Rice	1980-83

- Birr's 30 career field goals rank seventh in Georgia Tech history.

CAREER FIELD GOALS — GT HISTORY

Pts.	Player	Years
1. 61	Travis Bell	2004-07
2. 60	Scott Sisson	1989-92
3. 54	Luke Manget	1999-2002
4. 43	Harrison Butker	2013-16
5. 41	Scott Blair	2007-10
6. 32	David Bell	1983-86
7. 30	Aidan Birr	2023-pres.
8. 29	Ron Rice	1980-83
9. 28	Johnny Smith	1977-80
28	Thomas Palmer	1985-88

- Birr's .769 career field goal percentage (30-of-39) is tops in Georgia Tech history among kickers with at least 20 attempts.

CAREER FIELD GOAL PERCENTAGE — GT HISTORY

Pct. (FG-A)	Player	Years
1. .769 (30-39)	Aidan Birr	2023-pres.
2. .732 (41-56)	Travis Bell	2004-07
3. .717 (43-60)	Harrison Butker	2013-16
4. .701 (54-77)	Luke Manget	1999-2002
5. .700 (14-20)	Gavin Stewart	2020-23

- In Georgia Tech's 30-29 win over NC State (Nov. 21), Birr made 44-, 41- and 45-yard field goals. His three FG were a season high and equaled a career high that he matched three times as a redshirt freshman in 2023.

- Birr's three 40-yard field goals against NC State were the most by a Yellow Jacket in a single game since Scott Blair made 41-, 43- and 44-yarders in a 30-20 win over Duke on Nov. 20, 2010.

- In this year's season opener against Florida State (Aug. 24), Birr made a 44-yard field goal as time expired to lift Georgia Tech to a 24-21 win over the 10th-ranked Seminoles.

- Birr's game-winning field goal was the first "walk-off" field goal by a Yellow Jacket since current Kansas City Chief and three-time Super Bowl champion Harrison Butker made a 24-yarder as time expired in the Yellow Jackets' 27-24 victory at Virginia Tech on Sept. 20, 2014.

SPECIAL TEAMS

• Birr's game winning field goal was only the fifth "walk-off" field goal in Georgia Tech history, and the longest.

"WALK-OFF" FIELD GOALS (SCORED WINNING POINTS ON FINAL PLAY OF GAME) — GT HISTORY

Player	Opponent	Dist.	Score	Date
Scott Sisson	Virginia	33	24-21	9/19/91
Scott Sisson	No. 21 NC State	29	16-13	10/3/92
Luke Manget	No. 16 Georgia	38	51-48	11/27/99
Harrison Butker	Virginia Tech	24	27-24	9/20/14
Aidan Birr	No. 10 Florida St.	44	24-21	8/24/24

• Birr — an honorable mention freshman all-America selection by *College Football News* — established himself as one of the nation's top place kickers as a redshirt freshman in 2023.

• After missing the entire 2022 campaign due to a knee injury sustained while still in high school in Kennedale, Texas (Kennedale H.S.), Birr made 17-of-19 field goals as a redshirt freshman in 2023, good for a .895 percentage

• Birr's .895 field-goal percentage last season was the second-highest in Georgia Tech single-season history (behind only former teammate Gavin Stewart's .923 in 2022), the highest by a freshman in Tech history, the ninth-best in the nation in 2023 and the third-best among freshmen nationally.

• Birr's 17 field goals made 88 total points last season were also the most ever by a Tech freshman.

• Seven of Birr's 17 field goals last season came from 40 yards or more, which were the most field goals of 40-plus yards by a Yellow Jacket since three-time Super Bowl champion Harrison Butker (Kansas City Chiefs) made eight field goals from 40 yards or more as a senior at Tech in 2016

• Sr. P **David Shanahan** is averaging 43.3 yards per punt this season, which ranks 35th nationally.

• Thirteen of Shanahan's 46 punts (28.3%) this season have been downed inside the 20 and 8-of-46 (17.4%) have traveled 50 yards or more.

• Shanahan, who has been Georgia Tech's starting punter since his first game with the program in 2021, ranks second in Tech history in punts (225) and punting yards (9,626) and third in punting average (42.8).

CAREER PUNTS — GT HISTORY

	Punts	Player	Years
1.	252	Jeff Pierce	1978-81
2.	225	David Shanahan	2021-pres.
3.	210	Pressley Harvin III	2017-20
4.	204	Jason Bender	1991-94
5.	195	Tommy Chapman	1967-69

CAREER PUNTING YARDS — GT HISTORY

	Yards	Player	Years
1.	10,271	Jeff Pierce	1978-81
2.	9,626	David Shanahan	2021-pres.
3.	9,396	Pressley Harvin III	2017-20
4.	8,348	Jason Bender	1991-94
5.	7,516	Tommy Chapman	1967-69

CAREER PUNTING AVERAGE (MIN. 75 PUNTS) — GT HISTORY

	Yards	Player	Years
1.	45.31	Durant Brooks	2006-07
2.	44.74	Pressley Harvin III	2017-20
3.	42.80	David Shanahan	2021-pres.
4.	41.42	Rodney Williams	1995-98
5.	41.37	Dan Dyke	1999-2000

• Shanahan, who hails from Castleisland in County Kerry, about three hours southwest of Dublin, is believed to be the first Ireland native ever awarded a full scholarship to play American college football.

• Playing in front of more than 100 family and friends in Tech's season opener versus No. 10 Florida State in Dublin, Ireland (Aug. 24), Shanahan averaged 46.5 yards over two punts and, perhaps more notably, was on the field for the game-winning field goal as Birr's holder.

• In addition to blocking a field goal, Shelley also contributes on special teams as the Yellow Jackets' primary punt returner. He ranks 28th nationally with a 6.7-yard punt return average.

HONORS AND AWARDS

POSTSEASON

ALL-AMERICA (SPORTS INFO SOLUTIONS)

First Team

OG Keylan Rutledge

ALL-ACC

First Team

OG Keylan Rutledge

Second Team

DT Jordan van den Berg

Third Team

LB Kyle Efford

OT Jordan Williams

Honorable Mention

DT Zeek Biggers

C Weston Franklin

RB Jamal Haynes

OT Corey Robinson II

WR Malik Rutherford

WR Eric Singleton, Jr.

ALL-ACC (ASSOCIATED PRESS)

First Team

OG Keylan Rutledge

IN-SEASON

CHEEZ-IT NATIONAL TEAM OF THE WEEK

Georgia Tech (Nov. 9 vs. Miami (Fla.))

ACC QUARTERBACK OF THE WEEK

r-Jr. QB Haynes King (Aug. 24 vs. Florida State)

r-Jr. QB Haynes King (Nov. 29 vs. Georgia)

ACC RUNNING BACK OF THE WEEK

r-Jr. RB Jamal Haynes (Aug. 24 vs. Florida State)

r-Jr. RB Jamal Haynes (Oct. 12 at North Carolina)

ACC OFFENSIVE LINEMAN OF THE WEEK

Sr. C Weston Franklin (Aug. 24 vs. Florida State)

Jr. RG Keylan Rutledge (Oct. 12 at North Carolina)

Sr. RT Jordan Williams (Nov. 9 vs. Miami (Fla.))

ACC LINEBACKER OF THE WEEK

r-So. Kyle Efford (Aug. 24 vs. Florida State)

ACC SPECIALIST OF THE WEEK

r-So. PK Aidan Birr (Nov. 21 vs. NC State)

ACC ROOKIE OF THE WEEK

Fr. QB Aaron Philo (Nov. 21 vs. NC State)

DAVEY O'BRIEN AWARD GREAT 8 (Quarterback)

r-Jr. QB Haynes King (Nov. 9 vs. Miami (Fla.))

TYLER ROSE PLAYER OF THE WEEK (from Texas)

r-Jr. QB Haynes King (Oct. 12 at North Carolina) - *honorable mention*

r-Jr. QB Haynes King (Nov. 9 vs. Miami (Fla.)) - *honorable mention*

DODD TROPHY COACH OF THE WEEK

Head Coach Brent Key (Aug. 24 vs. Florida State)

Head Coach Brent Key (Nov. 9 vs. Miami (Fla.))

BEAR BRYANT AWARDS COACH OF THE WEEK

Head Coach Brent Key (Nov. 9 vs. Miami (Fla.))

CAMPBELL TROPHY SEMIFINALIST (Scholar-Athlete)

Sr. LS Henry Freer

JOHNNY UNITAS GOLDEN ARM AWARD TOP 25

(Quarterback)

r-Jr. QB Haynes King

PRESEASON

MAXWELL AWARD WATCH LIST

r-Jr. QB Haynes King

r-Jr. RB Jamal Haynes

DAVEY O'BRIEN AWARD WATCH LIST (Quarterback)

r-Jr. QB Haynes King

MANNING AWARD WATCH LIST (Quarterback)

r-Jr. QB Haynes King

JOHNNY UNITAS GOLDEN ARM AWARD WATCH LIST

(Quarterback)

r-Jr. QB Haynes King

OUTLAND TROPHY WATCH LIST (Offensive Line)

Sr. C Weston Franklin

RIMINGTON TROPHY WATCH LIST (Center)

Sr. C Weston Franklin

PAUL HORNUNG AWARD WATCH LIST (Most Versatile)

r-Jr. RB Jamal Haynes

LOU GROZA AWARD WATCH LIST (Kicker)

r-So. Aidan Birr

WALTER CAMP PLAYER OF THE YEAR WATCH LIST

r-Jr. RB Jamal Haynes

DOAK WALKER AWARD WATCH LIST (Running Back)

r-Jr. RB Jamal Haynes

COMEBACK PLAYER OF THE YEAR WATCH LIST

r-Sr. DL Sylvain Yondjouen

r-Jr. WR Leo Blackburn

MISCELLANEOUS

• Georgia Tech is one of only three ACC teams that rank in the top 50 nationally in both total offense (33rd - 427.1 ypg) and total defense (46th - 345.9 ypg), joining No. 12 SMU and No. 15/16 Miami (Fla.).

• As is often the case, turnover margin has been a strong indicator of whether Georgia Tech wins or loses over the last four-plus seasons. In their 25 wins since the beginning of the 2020 campaign, the Yellow Jackets have won the turnover battle in 18-of-25 games and are plus-38 overall in turnover margin. On the flip side, Tech has lost the turnover battle in 21 of its 34 defeats since the beginning of 2020 and is minus-31 overall in turnover margin in those 34 losses.

• This season, Georgia Tech is plus-7 in turnover margin in its seven wins and minus-4 in its five defeats.

• Last season, the Yellow Jackets were plus-11 in turnover margin in their seven wins and minus-seven in their six defeats.

• While Georgia Tech has only forced 11 turnovers this season, it has made the most of those takeaways. The Yellow Jackets have scored following seven of their 11 takeaways this season, good for a total of 45 points off turnovers (six touchdowns and one field goal).

• The half or game has ended on three of Georgia Tech's four remaining possessions following takeaways. The only time that Tech either didn't score or run out the half/game following a turnover is when it missed a field goal following a fumble recovery at North Carolina (Oct. 12).

• One of the times that the Yellow Jackets ended a half following a takeaway was after the Jackets' strip-sack of Miami QB Cam Ward that was recovered by DL **Jordan van den Berg** with 1:36 remaining in Tech's 28-23 win over No. 4 Miami (Fla.) on Nov. 9. The Jackets passed up an opportunity to score following the biggest takeaway of the season in lieu of kneeling out the clock inside the Miami 10 to seal the victory.

• As has become commonplace at Georgia Tech, the Yellow Jackets are once again navigating one of the nation's toughest schedules in 2024.

• In particular, the Yellow Jackets' November schedule, which included Tech's third and fourth top-15 opponents of the season — No. 4 Miami (Nov. 9) and No. 6 Georgia (Nov. 29) — was the nation's hardest slate in the month of November.

NOVEMBER'S TOUGHEST SCHEDULES — 2024 (FBS)

Team	Opp. Win% Heading Into Nov.
1. Georgia Tech	.808
2. Mississippi State	.800
Wyoming	.800
4. Virginia	.794
Purdue	.794

• All 11 of Georgia Tech's 2024 NCAA Division I opponents appeared in bowl games in 2023. The Yellow Jackets are the only team in the nation with that distinction.

• Tech's 2024 opponents had a combined record of 103-54 in 2023, which gave the Jackets the nation's fourth-toughest schedule in terms of opponents' 2023 winning percentage.

TOUGHEST SCHEDULES — 2024 (FBS)

Team	2024 Opponents' 2023 Record (Pct.)
1. Florida	106-50 (.679)
2. USC	106-53 (.667)
3. Northwestern	104-53 (.662)
4. Georgia Tech	103-54 (.656)
5. Oregon	101-57 (.639)

• Facing a daunting schedule is nothing new for Georgia Tech, as its 2021 schedule was the nation's toughest and its 2022 slate ranked sixth, based on opponents' final winning percentage.

• Georgia Tech ranks 21st in NCAA Division I FBS history with 763 all-time victories.

ALL-TIME WINS — NCAA DIVISION I FBS

Wins	Team
1. 1011	Michigan
2. 974	Alabama
974	Ohio State
4. 959	Notre Dame
959	Texas
6. 950	Oklahoma
7. 941	Penn State
8. 923	Nebraska
9. 892	Georgia
10. 881	USC
11. 875	Tennessee
12. 814	LSU
13. 808	Clemson
14. 804	Auburn
15. 787	West Virginia
16. 786	Texas A&M
17. 781	Washington
18. 778	Virginia Tech
19. 768	Pittsburgh
20. 765	Florida
21. 763	Georgia Tech
22. 752	Syracuse
23. 747	Wisconsin
24. 746	Arkansas
746	Navy

• Georgia Tech has won 14 games since **Brent Key** was named the Yellow Jackets' permanent head coach prior to the 2023 season. Key's 14 wins in his first two full seasons as head coach are tied for the third-most by any Georgia Tech head coach in his first two full seasons at the helm of the Jackets. Of the four others that had at least 14 wins in their first two full seasons as Georgia Tech's head coach, three are in the College Football Hall of Fame.

MOST WINS IN FIRST TWO FULL SEASONS AS HEAD COACH — GT (ALL-TIME)

Wins	Coach	Years
19	Paul Johnson*	2008-09
16	William Alexander*	1920-21
14	Brent Key	2023-24
14	John Heisman*	1904-05
14	Chan Gailey	2002-03
13	Bobby Dodd*	1945-46
13	Pepper Rodgers	1974-75

* College Football Hall of Fame inductee

• Key is the fifth Georgia Tech alumnus to ever serve as the Yellow Jackets' football head coach, joining William Alexander (1920-44), Bill Fulcher (1972-73), Pepper Rodgers (1974-79) and Bill Curry (1980-86).

• Georgia Tech's 10 full-time coaches have combined to win 74 championships at high school (state), college (division/conference/national) and NFL (division/conference/Super Bowl) levels as players and coaches.

CHAMPIONSHIPS WON BY GEORGIA TECH STAFF

HC Brent Key	17
(9 division, 7 conference, 1 national)	
OC/TE Buster Faulkner	14
(1 HS state, 4 division, 6 conference, 3 national)	
Asst. HC/Co-OC/QB Chris Weinke	9
(1 division, 4 conference, 2 national, 1 NFL division, 1 NFL conf.)	
RB/Run-Game Coord. Norv McKenzie	4
(2 division, 2 conference)	
OL Geep Wade	2
(1 division, 1 conference)	
WR Trent McKnight	2
(1 division, 1 conference)	
DC/LB Tyler Santucci	4
(4 conference)	
DL Jess Simpson	12
(1 division, 1 conference, 10 HS state)	
DB Cory Peoples	4
(1 conference, 1 national, 1 CFL division, 1 NFL division)	
OLB/DE Kyle Pope	6
(2 division, 3 conference, 1 national)	
TOTAL	74

• Since the beginning of the 2014 season, Georgia Tech has played games in eight different National Football League stadiums (Mercedes-Benz Stadium - Atlanta; Bank of America Stadium - Carolina; Ford Field - Detroit; TIAA Bank Field - Jacksonville; Hard Rock Stadium - Miami; Lincoln Financial Field - Philadelphia; Acrisure Stadium - Pittsburgh; Raymond James Stadium - Tampa Bay), which is tied for the fifth-most NFL stadiums that any college football team has played in during that span.

MOST NFL STADIUMS PLAYED IN BY COLLEGE FOOTBALL TEAMS (SINCE 2014)

- 16 – Notre Dame** – Arizona, Atlanta, Baltimore, Carolina, Chicago, Dallas, Indianapolis, Jacksonville, Las Vegas, Los Angeles (Coliseum), Miami, New York, Philadelphia, Pittsburgh, Tennessee, Washington
- 10 – Clemson** – Arizona, Atlanta, Carolina, Dallas, Jacksonville, Miami, New Orleans, Pittsburgh, San Francisco, Tampa Bay
- 10 – Wisconsin** – Carolina, Chicago, Dallas, Green Bay, Houston, Indianapolis, Las Vegas, Miami, San Diego, Tampa Bay
- 9 – BYU** – Arizona, New England, Kansas City, Las Vegas, Los Angeles (Coliseum), New Orleans, San Diego, Tampa Bay, Washington
- 8 – GEORGIA TECH** – Atlanta, Carolina, Detroit, Jacksonville, Miami, Philadelphia, Pittsburgh, Tampa Bay
- 8 – Alabama** – Arizona, Atlanta, Dallas, Indianapolis, Miami, New Orleans, San Francisco, Tampa Bay
- 8 – LSU** – Atlanta, Arizona, Green Bay, Houston, Las Vegas, New Orleans, Tampa Bay, Tennessee
- 8 – Maryland** – Baltimore, Carolina, Detroit, Philadelphia, San Francisco, Tampa Bay, Tennessee, Washington
- 8 – Navy** – Baltimore, Jacksonville, New England, New York, Philadelphia, San Diego, Tampa, Washington
- 7 – Cincinnati** – Atlanta, Cincinnati, Dallas, Miami, Philadelphia, Pittsburgh, Tampa Bay
- 7 – Florida State** – Atlanta, Carolina, Dallas, Miami, New Orleans, Pittsburgh, Tampa Bay
- 7 – Georgia** – Atlanta, Carolina, Indianapolis, Jacksonville, New Orleans, Miami, Los Angeles (SoFi)
- 7 – Ohio State** – Atlanta, Baltimore, Dallas, Indianapolis, Miami, New Orleans, Phoenix
- 7 – Tennessee** – Atlanta, Carolina, Jacksonville, Miami, Pittsburgh, Tampa Bay, Tennessee
- 7 – Texas A&M** – Carolina, Dallas, Denver, Houston, Jacksonville, Miami, Tennessee



DEPTH CHART

OFFENSE

LEFT TACKLE

- 78 **ETHAN MACKENNY** 6-4310.... So.
- 70 Jameson Riggs.....6-6.....310 Fr.

LEFT GUARD

- 67 **JOE FUSILE**..... 6-6315.... r-Jr.
- 52 Harrison Moore.....6-5.....290 Fr.

CENTER

- 72 **WESTON FRANKLIN**..... 6-4310.... Sr.
- 50 Tana Alo-Tupuola6-1310 Fr.

RIGHT GUARD

- 77 **KEYLAN RUTLEDGE**..... 6-4310.... Jr.
- 58 Brandon Best.....6-4.....305 r-So.

RIGHT TACKLE

- 54 **JORDAN WILLIAMS**..... 6-6315.... Sr.
- 74 Benjamin Galloway.....6-4310 r-Fr.

TIGHT END

- 9 **AVERY BOYD**..... 6-3240.... Sr.
- or 85 **JACKSON HAWES**..... 6-5260.... r-Sr.
- 15 Luke Harpring.....6-3225 Fr.
- or 17 Josh Beetham6-5250 r-Jr.
- or 86 Ryland Goede6-6255 r-Sr.

WIDE RECEIVER

- 8 **MALIK RUTHERFORD** ... 5-9170.... r-Jr.
- 87 Bailey Stockton.....5-11185 r-Fr.

WIDE RECEIVER

- 7 **CHASE LANE**..... 6-0195.... r-Sr.
- 18 Zion Taylor.....6-0.....205 r-Fr.

WIDE RECEIVER

- 4 **ABDUL JANNEH, JR.** 6-3195.... r-Sr.
- 13 Isiah Canion6-4210 Fr.

RUNNING BACK

- 11 **JAMAL HAYNES** 5-9180.... r-Jr.
- 6 Anthony Carrie.....6-0195 Fr.
- or 27 Chad Alexander5-9185 So.

QUARTERBACK

- 10 **HAYNES KING**..... 6-3215.... r-Jr.
- 12 Aaron Philo.....6-2215 Fr.

DEFENSE

END

- 27 **JOSHUA ROBINSON** 6-6265.... Sr.
- or 32 **SYLVAIN YONDJOUE** .. 6-4260.... r-Sr.
- 90 Jordan Boyd.....6-3.....260 Fr.

NOSE

- 88 **ZEEK BIGGERS** 6-6320.... Sr.
- 59 Thomas Gore.....6-0.....290 r-Sr.

TACKLE

- 8 **MAKIUS SCOTT** 6-4290.... Sr.
- or 99 **JORDAN VAN DEN BERG** .. 6-3305.... r-Jr.
- 95 Jason Moore6-2265 r-Jr.

RUSH

- 11 **KEVIN HARRIS** 6-4245.... Sr.
- 35 Jacob Cruz6-4245 So.
- or 98 Amontrae Bradford6-5250 Fr.

LINEBACKER

- 44 **KYLE EFFORD** 6-2230.... r-So.
- 2 E.J. Lightsey.....6-2230 r-So.
- 17 Jackson Hamilton6-1230 Fr.

LINEBACKER

- 0 **TRENILYAS TATUM** 6-2225.... Sr.
- 15 Tah'j Butler.....6-1230 Fr.

NICKEL/SAM

- 6 **RODNEY SHELLEY** 5-11 ...180.... Jr.
- or 16 **SYEED GIBBS**..... 6-0190.... r-So.

STRONG SAFETY

- 5 **CLAYTON POWELL-LEE**... 6-2195.... Jr.
- 21 Omar Daniels.....6-0190 r-Jr.
- 20 Christian Pritchett6-2190 Fr.

FREE SAFETY

- 1 **LaMILES BROOKS** 6-2200.... Sr.
- 24 Jayden Davis.....6-2185 r-Fr.

RIGHT CORNERBACK

- 3 **AHMARI HARVEY** 6-0190.... r-Jr.
- 23 Zachary Tobe.....6-2195 So.

LEFT CORNERBACK

- 4 **WARREN BURRELL**..... 6-0195.... r-Sr.
- 14 Nehemiah Chandler6-1170 Fr.

SPECIALISTS

PLACE KICKER

- 33 **AIDAN BIRR** 6-1200.... r-So.
- 39 James Whatley6-2195 Fr.

PUNTER

- 43 **DAVID SHANAHAN** 6-2195.... Sr.
- 39 James Whatley6-2195 Fr.

LONG SNAPPER

- 46 **HENRY FREER** 6-0205.... r-Sr.
- 48 Joseph Stoever.....6-2210 r-Fr.

GEORGIA TECH COACHES ON GAMEDAY

ON THE FIELD

Head Coach

Brent Key — Second season (Georgia Tech, 2001)

Asst. Head Coach/Co-Offensive Coord./Quarterbacks:

Chris Weinke — Third season (Florida State, 2000)

Running Backs/Run Game Coordinator:

Norv McKenzie — Second season (Vanderbilt, 2005)

Offensive Line:

Geep Wade — Second season (Chattanooga, 2002)

Wide Receivers:

Trent McKnight — First season (Samford, 2010)

Tight Ends:

Nathan Brock — Fourth season (Ohio State, 2020)

Defensive Line:

Jess Simpson — First season (Auburn, 1993)

Defensive Backs:

Cory Peoples — First season (South Carolina, 2005)

Defensive Line:

Kyle Pope — First season (Jacksonville State, 2015)

IN THE BOOTH

Offensive Coordinator:

Buster Faulkner — Second season (Valdosta State, 2005)

H-Backs:

Dylan Dockery — Second season (East Tennessee State, 2019)

Defensive Coordinator/Linebackers:

Tyler Santucci — First season (Stony Brook, 2010)

PRONUNCIATION GUIDE

Student-Athletes

0	TRENILYAS Tatum	trin-NIL-yus
3	AHMARI Harvey	ah-MAHR-ee
4	ABDUL JANNEH, Jr.	ab-DOOL juh-NUH
8	MALIK Rutherford	muh-LEEK
8	MAKIUS Scott	muh-KYE-yus
12	Aaron PHILO	FY-loh
15	TAH'J Butler	TAH-jay
16	SYEED Gibbs	sy-EED
17	Josh BEETHAM	BEE-thum
23	Zachary TOBE	TOH-bee
28	TRELAIN Maddox	TRAY-lin
32	Sylvain YONDJOUE	yun-JEW-in

42	Luke LAUGHTER	LAW-ter
44	Kyle EFFORD	EE-ferd
49	CHUMA OKYOE	CHEW-muh oh-KOY-yay
50	TANA ALO-TUPUOLA	TAN-uh AH-loh too-poo-OHL-uh
54	Caleb DOZIER	DOH-sher
59	Will SCISSUM	SIZ-um
64	Ryan PURVES	purvs
67	Joe FUSILE	FEW-sill
80	Brett SEITHER	SY-ther
86	Ryland GOEDE	GOH-dee
93	JAAYMEN ROCHELL	JAY-min roh-SHELL
96	SHYMEIK Jones	SHY-meek
98	AMONTRAE Bradford	uh-MAHN-ter

Coaches

Tyler SANTUCCI	san-TOO-chee
Chris WEINKE	WENG-kee

2024 ROSTERS

ALPHABETICAL		
NO.	NAME	POS.
57	Cade Adams	DL
36	Kace Adams	DB/LS
27	Chad Alexander	RB
50	Tana Alo-Tupuola	OL
17	Josh Beetham	TE
56	Jacob Benjamin	OL
58	Brandon Best	OL
88	Zeek Biggers	DL
33	Aidan Birr	PK
25	Nick Bliss	WR
9	Avery Boyd	TE
90	Jordan Boyd	DL
98	Amontrae Bradford	DL
1	LaMiles Brooks	DB
4	Warren Burrell	DB
15	Tah'j Butler	LB
68	Bobby Campbell	OL
13	Isiah Canion	WR
6	Anthony Carrie	RB
14	Nehemiah Chandler	DB
38	A.J. Cheeks	LB
93	Drew Cohen	LB
53	Jack Collins	LB
3	Trey Cooley	RB
35	Jacob Cruz	LB
21	Omar Daniels	DB
24	Jayden Davis	DB
24	Trent Davis	WR
28	Austin Dean	LB
29	Nico Dowdell	DB
54	Caleb Dozier	LB
45	Bayler Duncan	LB
44	Kyle Efford	LB
89	Chris Elko	WR
79	Jordan Floyd	OL
31	Jonorian Fouts	LB
34	Myles Forristall	LB
25	Cedric Franklin II	DB
72	Weston Franklin	OL
46	Henry Freer	LS
67	Joe Fusile	OL
74	Benjamin Galloway	OL
16	Syeed Gibbs	DB
86	Ryland Goede	TE
21	Daylon Gordon	RB
59	Thomas Gore	DL
76	Kai Greer	OL
20	Ben Guthrie	QB
17	Jackson Hamilton	LB
15	Luke Harpring	TE
11	Kevin Harris II	DL
3	Ahmari Harvey	DB
85	Jackson Hawes	TE

NUMERICAL							
NO.	NAME	POS.	HT.	WT.	CL.	HOMETOWN/HIGH SCHOOL (PREVIOUS COLL.)	
0	Trenilyas Tatum	LB	6-2	225	Sr.	Riverdale, Ga./Mount Zion H.S.	
1	LaMiles Brooks	DB	6-2	200	Sr.	Jacksonville, Fla./Trinity Christian Academy	
2	E.J. Lightsey	LB	6-2	230	r-So.	Fitzgerald, Ga./Fitzgerald H.S. (Georgia)	
3	Trey Cooley	RB	5-10	205	Sr.	Raleigh, N.C./Knightdale H.S. (Louisville)	
3	Ahmari Harvey	DB	6-0	190	r-Jr.	Tallahassee, Fla./Florida State Univ. School (Auburn)	
4	Warren Burrell	DB	6-0	195	r-Sr.	Suwanee, Ga./North Gwinnett H.S. (Tennessee)	
4	Abdul Janneh, Jr.	WR	6-3	195	r-Sr.	Hanover, Pa./New Oxford H.S. (Duquesne)	
5	Clayton Powell-Lee	DB	6-2	195	Jr.	Atlanta, Ga./Westlake H.S.	
6	Anthony Carrie	RB	6-0	195	Fr.	Tampa, Fla./Carrollwood Day School	
6	Rodney Shelley	DB	5-11	180	Jr.	Fairburn, Ga./Langston Hughes H.S.	
7	Chase Lane	WR	6-0	195	r-Sr.	Houston, Texas/St. Pius X H.S. (Texas A&M)	
8	Malik Rutherford	WR	5-9	170	r-Jr.	Miami, Fla./Champagnat Catholic School	
8	Makius Scott	DL	6-4	290	Sr.	Gainesville, Ga./Gainesville H.S. (South Carolina)	
9	Avery Boyd	TE	6-3	240	Sr.	Tallahassee, Fla./Godby H.S.	
10	Haynes King	QB	6-3	204	r-Jr.	Longview, Texas/Longview H.S. (Texas A&M)	
11	Kevin Harris II	DL	6-4	250	Sr.	Loganville, Ga./Grayson H.S. (Alabama)	
11	Jamal Haynes	RB	5-9	190	r-Jr.	Loganville, Ga./Grayson H.S.	
12	Aaron Philo	QB	6-2	215	Fr.	Bogart, Ga./Prince Avenue Christian School	
13	Isiah Canion	WR	6-4	210	Fr.	Warner Robins, Ga./Warner Robins H.S.	
14	Nehemiah Chandler	DB	6-1	170	Fr.	Jacksonville, Fla./Wakulla H.S.	
14	Graham Knowles	QB	6-7	220	Fr.	Southlake, Texas/Carroll H.S.	
15	Tah'j Butler	LB	6-1	230	Fr.	New Orleans, La./Edna Karr H.S.	
15	Luke Harpring	TE	6-3	225	Fr.	Atlanta, Ga./Marist School	
16	Syeed Gibbs	DB	6-0	190	r-So.	Everett, Mass./Everett H.S. (Rhode Island)	
16	Brody Rhodes	QB	6-1	200	r-Jr.	Canton, Ga./Creekview H.S.	
17	Josh Beetham	TE	6-5	250	r-Jr.	Yorkville, Ill./Yorkville H.S. (Michigan)	
17	Jackson Hamilton	LB	6-0	230	r-Jr.	Woodstock, Ga./Blessed Trinity H.S. (Louisville)	
18	Troy Stevenson IV	DB	5-11	180	Fr.	Huger, S.C./Philip Simmons H.S.	
18	Zion Taylor	WR	6-0	205	r-Fr.	Norcross, Ga./Norcross H.S.	
20	Ben Guthrie	QB	5-10	185	r-Fr.	Alpharetta, Ga./Alpharetta H.S.	
20	Christian Pritchett	DB	6-2	190	Fr.	Harvey, La./St. Augustine H.S.	
21	Omar Daniels	DB	6-0	190	r-Jr.	Moultrie, Ga./Colquitt County H.S. (Kansas State)	
21	Daylon Gordon	RB	5-9	185	r-Jr.	Eastman, Ga./Dodge County H.S.	
22	D.J. Moore	DB	6-1	195	r-So.	Loganville, Ga./Archer H.S.	
23	Zachary Tobe	DB	6-2	195	So.	Ocoee, Fla./Ocoee H.S. (Illinois)	
24	Jayden Davis	DB	6-2	185	r-Fr.	Suwanee, Ga./Collins Hill H.S. (Cincinnati)	
24	Trent Davis	WR	5-11	175	r-Jr.	Douglas, Ga./Coffee H.S.	
25	Nick Bliss	WR	5-10	180	Fr.	Richmond Hill, Ga./Richmond Hill H.S.	
25	Cedric Franklin II	DB	6-0	185	Fr.	Mableton, Ga./Kell H.S.	
26	Ben Hollerbach	DB	5-10	180	r-So.	Savannah, Ga./Benedictine Military Academy	
27	Chad Alexander	RB	5-9	185	So.	Lawrenceville, Ga./Archer H.S.	
27	Joshua Robinson	DL	6-6	265	Sr.	Douglasville, Ga./Douglas County H.S.	
28	Austin Dean	LB	6-2	225	r-Jr.	Tampa, Fla./Berkeley Prep (Rutgers)	
28	Trelain Maddox	RB	6-1	210	Fr.	Stone Mountain, Ga./Parkview H.S.	
29	Nico Dowdell	DB	6-0	200	r-Fr.	Loganville, Ga./Loganville H.S.	
30	Lawson Pritchett	DB	6-3	210	Fr.	Rabun Gap, Ga./Rabun Gap-Nacoochee School	
31	Jonorian Fouts	LB	5-10	225	r-Fr.	Swainsboro, Ga./Swainsboro H.S.	
32	Sylvain Yondjouen	DL	6-4	260	r-Sr.	Ruisbroek, Belgium/Don Bosco School	
33	Aidan Birr	PK	6-1	200	r-So.	Kennedale, Texas/Kennedale H.S.	
34	Myles Forristall	LB	6-0	230	r-Fr.	Cartersville, Ga./Cartersville H.S.	
35	Jacob Cruz	LB	6-4	245	So.	Kennesaw, Ga./North Cobb Christian School	
36	Kace Adams	DB/LS	5-11	190	r-Fr.	Cartersville, Ga./Cartersville H.S.	
37	Joseph Moseley	DB	6-0	185	Fr.	Marietta, Ga./Marietta H.S.	

2024 ROSTERS

NO.	NAME	POS.	HT.	WT.	CL.	HOMETOWN/HIGH SCHOOL (PREVIOUS COLL.)
38	A.J. Cheeks	DB	5-10	180	r-Fr.	Lawrenceville, Ga./Mountain View H.S.
39	Will Kiker	DB	6-1	190	r-Fr.	Ellijay, Ga./Gilmer County H.S.
39	James Whatley	P/PK	6-2	195	Fr.	Birmingham, Ala./Oak Mountain H.S.
40	Joshua Taylor	P	6-3	220	r-Fr.	Sharpsburg, Ga./Trinity Christian School
42	Luke Laughter	LB	6-0	220	Fr.	Atlanta, Ga./St. Pius X H.S.
43	David Shanahan	P	6-2	195	Sr.	Castleisland, Co. Kerry, Ireland/St. Patrick's Sec. School
44	Kyle Efford	LB	6-2	230	r-So.	Dacula, Ga./Dacula H.S.
45	Baylor Duncan	LB	6-0	195	Fr.	Cumming, Ga./South Forsyth H.S.
45	Andrew Nelms	PK/P	6-1	195	Fr.	Marietta, Ga./Pope H.S.
46	Henry Freer	LS	6-0	205	r-Sr.	College Park, Ga./Woodward Academy
47	Joshua Ruder	OL	6-5	270	r-Fr.	Loganville, Ga./Loganville H.S.
48	Joseph Stoever	LS	6-2	210	r-Fr.	Savannah, Ga./Benedictine Military Academy
49	Chuma Okoye	DL	6-0	230	r-Fr.	Dacula, Ga./Dacula H.S.
49	Ronnie Thomas	LS	5-10	215	r-So.	Warner Robins, Ga./Houston County H.S. (Kennesaw St.)
50	Tana Alo-Tupuola	OL	6-1	310	Fr.	Brownsburg, Ind./IMG (Fla.) Academy
52	Harrison Moore	OL	6-5	290	Fr.	Southlake, Texas/Carroll H.S.
53	Jack Collins	LB	6-1	225	r-Fr.	Weddington, N.C./Weddington H.S.
54	Caleb Dozier	LB	6-2	225	Fr.	Dothan, Ala./Headland H.S.
54	Jordan Williams	OL	6-6	315	Sr.	Gainesville, Ga./Gainesville H.S.
56	Jacob Benjamin	OL	6-4	295	r-Fr.	Flowery Branch, Ga./Cherokee Bluff H.S. (Army West Point)
57	Cade Adams	DL	6-0	285	r-Fr.	Dawsonville, Ga./Dawson County H.S.
58	Brandon Best	OL	6-4	305	r-So.	Tucker, Ga./Milton H.S.
59	Thomas Gore	DL	6-0	290	r-Sr.	Nashville, Ga./Brentwood Academy (Miami (Fla.))
59	Will Scissum	LS	6-2	260	r-Sr.	Marietta, Ga./The Walker School
60	Nick Pearson	OL	6-3	305	r-Fr.	Milton, Ga./Blessed Trinity H.S. (Kentucky)
64	Ryan Purves	OL	6-3	300	r-So.	Marietta, Ga./Walton H.S.
67	Joe Fusile	OL	6-6	315	r-Jr.	Richmond Hill, Ga./Richmond Hill H.S.
68	Bobby Campbell	OL	6-3	285	Fr.	Adairsville, Ga./Adairsville H.S.
70	Jameson Riggs	OL	6-6	310	Fr.	Douglasville, Ga./Hiram H.S.
72	Weston Franklin	OL	6-4	310	Sr.	Jesup, Ga./Wayne County H.S.
73	Patrick Screws, Jr.	OL	6-5	310	r-Fr.	Eufaula, Ala./Eufaula H.S.
74	Benjamin Galloway	OL	6-4	310	r-Fr.	Powder Springs, Ga./Hillgrove H.S.
76	Kai Greer	OL	6-6	280	Fr.	Charlotte, N.C./Marvin Ridge H.S.
77	Keylan Rutledge	OL	6-4	310	Jr.	Royston, Ga./Franklin County H.S. (Middle Tennessee)
78	Ethan Mackenny	OL	6-4	310	Fr.	Marietta, Ga./Lassiter H.S.
79	Jordan Floyd	OL	6-6	315	Fr.	Lilburn, Ga./Parkview H.S.
80	Brett Seither	TE	6-5	240	r-Sr.	Clearwater, Fla./Clearwater Cent. Catholic H.S. (Georgia)
81	Trey Horne	WR	6-3	195	Fr.	Columbia, S.C./Rayburn Gap-Nacoochee (Ga.) School
82	Jackson Long	TE	6-4	225	r-So.	Hendersonville, Tenn./Beech H.S. (South Florida)
83	Blake Ragsdale	TE	6-4	235	Fr.	Nashville, Tenn./Montgomery Bell Academy
84	David Prince	TE	6-4	230	Fr.	Brunswick, Ga./Glynn Academy
85	Jackson Hawes	TE	6-5	260	r-Sr.	Salt Lake City, Utah/Highland H.S. (Yale)
86	Ryland Goede	TE	6-6	255	r-Sr.	Kennesaw, Ga./Kennesaw Mountain H.S. (Mississippi St.)
87	Bailey Stockton	WR	5-11	185	r-Fr.	Bogart, Ga./Prince Avenue Christian School
88	Zeek Biggers	DL	6-6	320	Sr.	Salisbury, N.C./West Rowan H.S.
89	Chris Elko	WR	6-1	195	r-Fr.	Roswell, Ga./Roswell H.S.
90	Jordan Boyd	DL	6-3	260	Fr.	Beech Island, S.C./Silver Bluff H.S.
91	Jaaymen Rochell	DL	6-4	295	r-So.	Duluth, Ga./North Gwinnett H.S.
93	Drew Cohen	LB	6-3	240	Fr.	Milton, Ga./Milton H.S.
95	Jason Moore	DL	6-2	295	r-Jr.	Hampton, Ga./Dutchtown H.S.
96	Shymeik Jones	DL	6-5	300	Fr.	Camden, S.C./Camden H.S.
97	Landen Marshall	DL	6-2	285	Fr.	Andalusia, Ala./Andalusia H.S.
98	Amontrae Bradford	DL	6-5	250	Fr.	Statesboro, Ga./Statesboro H.S.
99	Jordan van den Berg	DL	6-3	305	r-Jr.	Johannesburg, S. Africa/Providence Christ. Acad. (Penn St.)

NO.	NAME	POS.
11	Jamal Haynes	WR
26	Ben Hollerbach	DB
81	Trey Horne	WR
4	Abdul Janneh, Jr.	WR
96	Shymeik Jones	DL
39	Will Kiker	DB
10	Haynes King	QB
14	Graham Knowles	QB
7	Chase Lane	WR
42	Luke Laughter	LB
2	E.J. Lightsey	LB
82	Jackson Long	TE
78	Ethan Mackenny	OL
28	Trelain Maddox	RB
97	Landen Marshall	DL
22	D.J. Moore	DB
52	Harrison Moore	OL
95	Jason Moore	DL
37	Joseph Moseley	DB
45	Andrew Nelms	PK/P
49	Chuma Okoye	LB
60	Nick Pearson	OL
12	Aaron Philo	QB
5	Clayton Powell-Lee	DB
84	David Prince	TE
20	Christian Pritchett	DB
30	Lawson Pritchett	LB
64	Ryan Purves	OL
83	Blake Ragsdale	TE
16	Brody Rhodes	QB
70	Jameson Riggs	OL
27	Joshua Robinson	DL
91	Jaaymen Rochell	DL
47	Joshua Ruder	OL
8	Malik Rutherford	WR
77	Keylan Rutledge	OL
59	Will Scissum	LS
8	Makius Scott	DL
73	Patrick Screws, Jr.	OL
80	Brett Seither	TE
43	David Shanahan	P
6	Rodney Shelley	DB
18	Troy Stevenson IV	DB
87	Bailey Stockton	WR
48	Joseph Stoever	LS
0	Treniyas Tatum	LB
40	Joshua Taylor	P
18	Zion Taylor	WR
49	Ronnie Thomas	LS
23	Zachary Tobe	DB
99	Jordan van den Berg	DL
39	James Whatley	P/PK
54	Jordan Williams	OL
32	Sylvain Yondjouen	DL

RECORD BREAKDOWN

Current Streak.....	Lost 1
Current Home Streak.....	Won 2
Current Road Streak.....	Lost 2
Current Neutral Streak.....	Won 2
Last Win.....	30-29 vs NC State (11/21/24)
Last Home Win.....	30-29 vs NC State (11/21/24)
Last Home Loss.....	31-13 vs. No. 12/11 Notre Dame (10/19/24)
Last Win Away From Home.....	41-34 at North Carolina (10/12/24)
Last True Road Win.....	41-34 at North Carolina (10/12/24)
Last Loss Away from Home.....	44-42(8OT) at No. 6 Georgia (11/29/24)
Last True Road Loss.....	44-42(8OT) at No. 6 Georgia (11/29/24)
Under Key	
Overall.....	18-15
Playing at home.....	9-7
Playing on the road.....	7-8
Playing at a neutral site.....	2-0
In bowl games.....	1-0
In overtime.....	1-1
More than 7 days to prepare.....	6-4
2024	
In August.....	2-0
In September.....	3-5
In October.....	6-5
In November.....	6-5
In December.....	1-0
In January.....	0-0
Outrushing opponent.....	
When rushing for 300 yards.....	14-2
When rushing for 400 yards.....	3-0
When rushing for 500 yards.....	0-0
When rushing for 600 yards.....	0-0
Outrushed by opponent.....	3-13
When allowing 300 yards rushing.....	0-0
Rushing yards the same.....	1-0
Outpassing opponent.....	8-9
When passing for 300 yards.....	2-5
Outpassed by opponent.....	10-5
When allowing 300 yards passing.....	3-2
When allowing 400 yards passing.....	0-0
More total offense than opponent.....	
When having 400+ total offense.....	12-5
When having 500+ total offense.....	8-5
When having 600+ total offense.....	4-1
Less total offense than opponent.....	1-0
When allowing 400+ total offense.....	6-10
When allowing 500+ total offense.....	6-10
Committing fewer turnovers.....	12-3
Committing more turnovers.....	0-8
Turnovers are even.....	6-4
< 30:00 of time of possession.....	8-3
> 30:00 of time of possession.....	10-12
Scoring first.....	12-10
Opponent scores first.....	6-5
Leading after the 1st quarter.....	
Trailing after the 1st quarter.....	9-7
Tied after the 1st quarter.....	6-6
Leading at halftime.....	3-2
Trailing at halftime.....	11-2
Tied at halftime.....	5-13
Leading after the 3rd quarter.....	2-0
Trailing after the 3rd quarter.....	13-3
Tied after the 3rd quarter.....	4-12
Scoring 0-10 points.....	1-0
Scoring 11-20 points.....	0-2
Scoring 21-30 points.....	0-5
Scoring 31-40 points.....	11-6
Scoring 41-plus points.....	2-1
Opponent scores 0-10 points.....	5-1
Opponent scores 11-20 points.....	1-0
Opponent scores 21-30 points.....	9-1
Opponent scores 31-40 points.....	6-1
Opponent scores 41-plus points.....	1-9

GAMES PLAYED AND STARTS AT GEORGIA TECH

GAMES								
NAME	'19	'20	'21	'22	'23	'24	TOT.	CONS.
J. Williams	-	10	11	12	11	12	55	19
L. Brooks	-	4	12	12	13	11	52	8
S. Yondjouen	11	3	12	12	1	12	51	12
D. Shanahan	-	-	12	12	13	12	49	49
M. Scott	-	-	11	12	13	12	48	37
J. Robinson	-	-	10	12	13	12	47	38
T. Tatum	-	-	10	12	12	12	46	12
Z. Biggers	-	-	9	12	13	12	46	37
K. Harris	-	-	12	9	13	12	45	26
W. Franklin	-	-	5	12	13	12	42	38
A. Boyd	-	2	6	7	13	12	40	28
H. Freer	-	-	4	11	13	12	40	31
M. Rutherford	-	-	3	12	13	12	40	37
C. Powell-Lee	-	-	-	12	13	12	37	37
J. Haynes	-	-	2	9	13	12	36	27
J. Fusile	-	-	-	10	13	12	35	27
R. Shelley	-	-	-	10	13	11	34	4
A. Harvey	-	-	-	9	11	12	32	15
D. Gordon	-	-	-	10	10	12	32	16
B. Best	-	-	-	4	13	12	29	27
K. Eford	-	-	-	4	12	10	27	3
J. Moore	-	-	-	10	3	12	25	12
A. Birr	-	-	-	-	12	12	24	24
A. Jannah	-	-	-	-	12	12	24	22
H. King	-	-	-	-	13	10	23	3
O. Daniels	-	-	-	-	11	11	22	3
C. Alexander	-	-	-	-	12	9	21	3
C. Lane	-	-	-	-	7	12	19	14
J. Cruz	-	-	-	-	10	8	18	1
T. Cooley	-	-	-	-	12	2	14	-
E. Mackenny	-	-	-	-	10	4	14	4
B. Seither	-	-	-	-	13	-	13	-
B. Stockton	-	-	-	-	2	12	14	12
K. Rutledge	-	-	-	-	-	12	12	12
T. Butler	-	-	-	-	-	12	12	12
J. Hamilton	-	-	-	-	-	12	12	12
Z. Tobe	-	-	-	-	-	12	12	12
T. Alo-Tupuola	-	-	-	-	-	12	12	12
T. Gore	-	-	-	-	-	12	12	12
J. van den Berg	-	-	-	-	-	12	12	12
A. Dean	-	-	-	-	-	11	11	5
J. Hawes	-	-	-	-	-	11	11	5
W. Burrell	-	-	-	-	-	10	10	1
R. Goede	-	-	-	-	-	10	10	3
H. Moore	-	-	-	-	-	10	10	9
C. Pritchett	-	-	-	-	-	10	10	10
S. Gibbs	-	-	-	-	-	9	9	2
A. Bradford	-	-	-	-	-	9	9	4
J. Boyd	-	-	-	-	-	9	9	2
I. Canion	-	-	-	-	-	9	9	9
J. Beetham	-	-	-	-	-	9	9	4
E.J. Lightsey	-	-	-	-	-	8	8	6
C. Elko	-	-	-	-	-	8	8	7
B. Galloway	-	-	-	-	4	4	8	-
J. Davis	-	-	-	-	-	7	7	2
A. Carrie	-	-	-	-	-	6	6	-
W. Kiker	-	-	-	-	-	5	5	5
Z. Taylor	-	-	-	-	-	4	4	-
L. Harpring	-	-	-	-	-	4	4	-
A. Philo	-	-	-	-	-	4	4	-
B. Hollerbach	-	-	-	-	-	3	3	-
L. Pritchett	-	-	-	-	-	3	3	-
T. Maddox	-	-	-	-	-	2	2	-
N. Chandler	-	-	-	-	-	1	1	-
B. Rhodes	-	-	-	-	-	1	1	-
S. Jones	-	-	-	-	-	1	1	-

STARTS

NAME	'19	'20	'21	'22	'23	'24	TOT.	CONS.
J. Williams	-	9	9	12	10	12	52	18
W. Franklin	-	-	-	12	13	12	37	37
J. Fusile	-	-	-	8	13	12	33	25
M. Scott	-	-	-	12	11	6	29	-
L. Brooks	-	-	-	10	12	6	28	3
Z. Biggers	-	-	-	-	13	13	25	25
J. Haynes	-	-	-	-	12	12	24	24
H. King	-	-	-	-	13	10	23	3
T. Tatum	-	-	1	4	6	12	23	12
M. Rutherford	-	-	-	1	10	9	20	2
C. Powell-Lee	-	-	-	6	2	12	20	12
A. Harvey	-	-	-	-	6	12	18	13
K. Eford	-	-	-	-	7	10	17	3
K. Rutledge	-	-	-	-	-	12	12	12
S. Yondjouen	2	2	-	1	1	6	12	5
E. Mackenny	-	-	-	-	9	-	9	-
K. Harris	-	-	-	1	7	1	9	-
J. Hawes	-	-	-	-	-	9	9	5
W. Burrell	-	-	-	-	-	8	8	-
J. Robinson	-	-	2	-	-	6	8	-
C. Lane	-	-	-	-	1	7	8	1
S. Gibbs	-	-	-	-	-	6	6	-
J. van den Berg	-	-	-	-	-	6	6	1
R. Shelley	-	-	-	-	2	4	6	4
A. Boyd	-	-	-	-	2	3	5	-
O. Daniels	-	-	-	-	1	4	5	2
R. Goede	-	-	-	-	-	4	4	-
A. Jannah	-	-	-	-	-	2	2	-
N. Collins	-	-	-	1	-	-	1	-
B. Seither	-	-	-	-	1	-	1	-
J. Beetham	-	-	-	-	-	1	1	-
H. Moore	-	-	-	-	-	1	1	-
T. Butler	-	-	-	-	-	1	1	-
E.J. Lightsey	-	-	-	-	-	1	1	-

CAREER HIGHS AT GEORGIA TECH

CHAD ALEXANDER

Rush Attempts: 10, twice - last at North Carolina (Oct. 12, 2024)
Rushing Yards: 61, at North Carolina (Oct. 12, 2024)
Rushing Touchdowns: 1, at North Carolina (Oct. 12, 2024)
Longest Rush: 28, at North Carolina (Oct. 12, 2024)
Receptions: 2, vs No. 12/11 Notre Dame (Oct. 19, 2024)
Receiving Yards: 18, vs No. 12/11 Notre Dame (Oct. 19, 2024)
Longest Reception: 12, vs No. 12/11 Notre Dame (Oct. 19, 2024)
Tackles: 1, 3x - last vs. No. 1 Georgia (Nov. 25, 2023)
Solo Tackles: 1 at No. 17 Miami (Oct. 7, 2023)
Fumbles Recovered: 1 at Wake Forest (Sept. 23, 2023)

JOSH BEETHAM

Receptions: 2, at Virginia Tech (Oct. 26, 2024)
Receiving Yards: 23, at Virginia Tech (Oct. 26, 2024)
Longest Reception: 17, at Virginia Tech (Oct. 26, 2024)

ZEEK BIGGERS

Tackles: 9 at Wake Forest (Sept. 23, 2023)
Solo Tackles: 4 vs. USF (Dec. 22, 2023 - Gasparilla Bowl)
Tackles for Loss: 2.0, vs No. 12/11 Notre Dame (Oct. 19, 2024)
Sacks: 0.5, twice - last vs. Bowling Green (Sept. 30, 2023)
Fumbles Recovered: 1, twice - last vs Georgia St (Aug. 31, 2024)
Blocked Kicks: 1, 4x - last at Virginia Tech (Oct. 26, 2024)
Pass Breakups: 2 at Wake Forest (Sept. 23, 2023)

AIDAN BIRR

Field Goals Made: 3, 4x - last vs. NC State (Nov. 21, 2024)
Field Goal Attempts: 4 vs No. 1 Georgia (Nov. 25, 2023)
Longest Field Goal Made: 51, at Virginia Tech (Oct. 26, 2024)

AVERY BOYD

Rush Attempts: 1, at No. 19/20 Louisville (Sept. 21, 2024)
Rushing Yards: -2, at No. 19/20 Louisville (Sept. 21, 2024)
Receptions: 4, 3x - last vs. NC State (Nov. 21, 2024)
Receiving Yards: 56, at Syracuse (Sept. 7, 2024)
Receiving TDs: 1, 3x - last vs Georgia State (Aug. 31, 2024)
Longest Reception: 33 vs. VMI (Sept. 14, 2024)

JORDAN BOYD

Tackles: 3, vs. VMI (Sept. 14, 2024)
Solo Tackles: 1, vs. VMI (Sept. 14, 2024)

AMONTRAE BRADFORD

Tackles: 1, twice - last at North Carolina (Oct. 12, 2024)
Solo Tackles: 1, vs. VMI (Sept. 14, 2024)
Blocked Kicks: 1, at Syracuse (Sept. 7, 2024)

LAMILLES BROOKS

Tackles: 9, 4x - last vs. No. 17 North Carolina (Oct. 28, 2023)
Solo Tackles: 7 vs. Bowling Green (Sept. 30, 2023)
Interceptions: 1, 4x - last at No. 17 Miami (FL) (Oct. 7, 2023)
Long. Interception Return: 37 vs. Virginia (Oct. 20, 2022)
Touchdowns: 1 vs. Virginia (Oct. 20, 2022)
Pass Breakups: 3, at No. 17 Miami (FL) (Oct. 7, 2023)
Fumbles Recovered: 1 vs. Virginia (Oct. 20, 2022)

WARREN BURRELL

Tackles: 6, vs Georgia State (Aug. 31, 2024)
Solo Tackles: 5, twice - last at Syracuse (Sept. 7, 2024)
Pass Breakups: 2, vs Georgia State (Aug. 31, 2024)
Interceptions: 1, vs No. 12/11 Notre Dame (Oct. 19, 2024)

TAH'J BUTLER

Tackles: 5 vs. VMI (Sept. 14, 2024)
Solo Tackles: 4 vs. VMI (Sept. 14, 2024)
Tackles for Loss: 1, 3x - last vs No. 12/11 Notre Dame (Oct. 19, 2024)

ISIAH CANION

Receptions: 2, at Virginia Tech (Oct. 26, 2024)
Receiving Yards: 30, at No. 6 Georgia (Nov. 29, 2024)
Longest Reception: 30, at No. 6 Georgia (Nov. 29, 2024)

ANTHONY CARRIE

Rush Attempts: 8, at Virginia Tech (Oct. 26, 2024)
Rushing Yards: 41 vs Georgia State (Aug. 31, 2024)
Longest Rush: 30 vs Georgia State (Aug. 31, 2024)
Rushing TDs: 1, vs. VMI (Sept. 14, 2024)
Receptions: 1, 3x - last vs Duke (Oct. 5, 2024)
Receiving Yards: 3, at Syracuse (Sept. 7, 2024)
Longest Reception: 3, at Syracuse (Sept. 7, 2024)

TREY COOLEY

Rush Attempts: 13 at No. 17/19 Ole Miss (Sept. 16, 2023)
Rushing Yards: 93 vs. South Carolina State (Sept. 9, 2023)
Rushing TDs: 2 vs. Louisville (Sept. 1, 2023)
Longest Rush: 23 vs. Louisville (Sept. 1, 2023)
Receptions: 4 at No. 17/19 Ole Miss (Sept. 16, 2023)
Receiving Yards: 61 vs. South Carolina State (Sept. 9, 2023)
Receiving TDs: 1 vs. South Carolina State (Sept. 9, 2023)
Longest Reception: 55 vs. South Carolina State (Sept. 9, 2023)

OMAR DANIELS

Tackles: 7, twice - last at No. 6 Georgia (Nov. 29, 2024)
Solo Tackles: 4, twice - last at Syracuse (Sept. 7, 2024)
Tackles for Loss: 1, 3x - last , vs No. 4 Miami (Fla.) (Nov. 9, 2024)
Pass Breakups: 1, 3x - last vs Duke (Oct. 5, 2024)

AUSTIN DEAN

Tackles: 1, 3x - last vs Duke (Oct. 5, 2024)

KYLE EFFORD

Tackles: 13 vs Georgia State (Aug. 31, 2024)
Solo Tackles: 6 vs. USF (Dec. 22, 2023 - Gasparilla Bowl)
Sacks: 1.0, 3x - last , vs No. 4 Miami (Fla.) (Nov. 9, 2024)
Tackles for Loss: 1.0, 3x - last at Syracuse (Sept. 7, 2024)
Pass Breakups: 1 vs. Syracuse (Nov. 18, 2023)
Interceptions: 1 vs. Syracuse (Nov. 18, 2023)

CHRIS ELKO

Receptions: 1, vs. VMI (Sept. 14, 2024)
Receiving Yards: 41, vs. VMI (Sept. 14, 2024)
Longest Reception: 41, vs. VMI (Sept. 14, 2024)
Tackles: 1, vs. NC State (Nov. 21, 2024)

SYEED GIBBS

Tackles: 3, twice - last vs Duke (Oct. 5, 2024)
Solo Tackles: 2, twice - last at No. 19/20 Louisville (Sept. 21, 2024)
Tackles for Loss: 1.0, 3x - last at North Carolina (Oct. 12, 2024)
Sacks: 1, at North Carolina (Oct. 12, 2024)
Forced Fumbles: 1, at North Carolina (Oct. 12, 2024)
Pass Breakups: 1, vs No. 12/11 Notre Dame (Oct. 19, 2024)
Blocked Kicks: 1, at No. 19/20 Louisville (Sept. 21, 2024)

RYLAND GOEDE

Receptions: 2, vs Duke (Oct. 5, 2024)
Receiving Yards: 25, at No. 6 Georgia (Nov. 29, 2024)
Longest Reception: 25, at No. 6 Georgia (Nov. 29, 2024)

DAYLON GORDON

Rush Attempts: 2, vs. VMI (Sept. 14, 2024)
Rushing Yards: 5, vs. VMI (Sept. 14, 2024)
Longest Rush: 3, vs. VMI (Sept. 14, 2024)
Tackles: 3, at Virginia Tech (Oct. 26, 2024)
Blocked Kicks: 1 vs. Virginia (Oct. 20, 2022)

THOMAS GORE

Tackles: 1, 4x - last at No. 19/20 Louisville (Sept. 21, 2024)
Tackles for Loss: 2.0, vs. NC State (Nov. 21, 2024)

JACKSON HAMILTON

Tackles: 7, at No. 6 Georgia (Nov. 29, 2024)
Solo Tackles: 2, twice - last at No. 6 Georgia (Nov. 29, 2024)
Tackles for Loss: 1.0, at No. 19/20 Louisville (Sept. 21, 2024)

LUKE HARPRING

Receptions: 2, at North Carolina (Oct. 12, 2024)
Receiving Yards: 36, at North Carolina (Oct. 12, 2024)
Longest Reception: 27, at North Carolina (Oct. 12, 2024)

KEVIN HARRIS II

Tackles: 5, vs. USF (Dec. 22, 2023 - Gasparilla Bowl)
Solo Tackles: 3 vs. Bowling Green (Sept. 30, 2023)
Sacks: 1.0, twice - last vs No. 10 Florida State (Aug. 24, 2024)
Tackles for Loss: 1.0, twice - last vs. Bowling Green (Sept. 30, 2023)

AHMARI HARVEY

Tackles: 8, 3x - last , vs No. 4 Miami (Fla.) (Nov. 9, 2024)
Solo Tackles: 6, twice - last vs No. 10 Florida State (Aug. 24, 2024)
Tackles for Loss: 1, twice - last at Virginia Tech (Oct. 26, 2024)
Fumbles Forced: 1, twice - last vs. VMI (Sept. 14, 2024)
Fumbles Recovered: 1 vs. Virginia (Oct. 20, 2022)
Pass Breakups: 2, vs. UCF (Dec. 22, 2023 - Gasparilla Bowl)
Interceptions: 1, 4x - last vs Duke (Oct. 5, 2024)

JACKSON HAWES

Receptions: 4, at No. 6 Georgia (Nov. 29, 2024)
Receiving Yards: 46, at No. 6 Georgia (Nov. 29, 2024)
Longest Reception: 33 at No. 19/20 Louisville (Sept. 21, 2024)
Longest Kick Return: 17 at No. 19/20 Louisville (Sept. 21, 2024)

JAMAL HAYNES

Rush Attempts: 19, 3x - last at North Carolina (Oct. 12, 2024)
Rushing Yards: 170, at North Carolina (Oct. 12, 2024)
Rushing TDs: 2, twice - last at North Carolina (Oct. 12, 2024)
Longest Rush: 68, at North Carolina (Oct. 12, 2024)
Receptions: 5, at Syracuse (Sept. 7, 2024)
Receiving Yards: 56 vs. Louisville (Sept. 1, 2023)
Longest Reception: 46 vs. Louisville (Sept. 1, 2023)
Receiving TDs: 1, 3x - last at No. 6 Georgia (Nov. 29, 2024)

ABDUL JANNEH JR

Receptions: 2 at Wake Forest (Sept. 23, 2023)
Receiving Yards: 47 at Wake Forest (Sept. 23, 2023)
Receiving TDs: 1, twice - last vs. Bowling Green (Sept. 30, 2023)
Longest Reception: 60, vs No. 12/11 Notre Dame (Oct. 19, 2024)
Tackles: 2, at North Carolina (Oct. 12, 2024)

WILL KIKER

Tackles: 1, at Virginia Tech (Oct. 26, 2024)

HAYNES KING

Rushing Attempts: 24, at No. 6 Georgia (Nov. 29, 2024)
Rushing Yards: 150 vs. Boston College (Oct. 21, 2023)
Rushing TDs: 3, at No. 6 Georgia (Nov. 29, 2024)
Longest Rush: 71 vs. Boston College (Oct. 21, 2023)
Pass Attempts: 41 at No. 17/19 Ole Miss (Sept. 16, 2023)
Pass Completions: 29, at Syracuse (Sept. 7, 2024)
Passing Yards: 348 vs. Bowling Green (Sept. 30, 2023)
Passing TDs: 4, 3x - last vs. No. 17 North Carolina (Oct. 28, 2023)
Longest Pass: 58 at Virginia (Nov. 4, 2023)

CHASE LANE

Receptions: 3, 3x - last at Syracuse (Sept. 7, 2024)
Receiving Yards: 69 vs. Louisville (Sept. 1, 2023)
Receiving TDs: 1, 3x - last vs No. 12/11 Notre Dame (Oct. 19, 2024)
Longest Reception: 48 vs. Louisville (Sept. 1, 2023)

E.J. LIGHTSEY

Tackles: 6, , vs No. 4 Miami (Fla.) (Nov. 9, 2024)
Tackles for Loss: 0.5, vs No. 12/11 Notre Dame (Oct. 19, 2024)
Interceptions: 1, vs. NC State (Nov. 21, 2024)

TRELAIN MADDOX

Rush Attempts: 9, vs. VMI (Sept. 14, 2024)
Rushing Yards: 53, vs. VMI (Sept. 14, 2024)
Rushing TDs: 1, vs. VMI (Sept. 14, 2024)
Longest Rush: 14, vs. VMI (Sept. 14, 2024)
Receptions: 1, at No. 19/20 Louisville (Sept. 21, 2024)
Receiving Yards: 9, at No. 19/20 Louisville (Sept. 21, 2024)
Longest Reception: 9, at No. 19/20 Louisville (Sept. 21, 2024)

D.J. MOORE

Tackles: 1 at Virginia (Nov. 4, 2023)
Solo Tackles: 1 at Virginia (Nov. 4, 2023)

JASON MOORE

Tackles: 2, 4x - last at Virginia (Nov. 4, 2023)
Solo Tackles: 1, 7x - last vs No. 12/11 Notre Dame (Oct. 19, 2024)
Sacks: 1.0, twice - last at North Carolina (Nov. 19, 2022)
Tackles for Loss: 1.0, 3x - last vs No. 12/11 Notre Dame (Oct. 19, 2024)
Fumbles Forced: 1, at Florida St. (Oct. 29, 2022)
Pass Breakups: 1, at Florida St. (Oct. 29, 2022)

AARON PHILO

Rushing Attempts: 7, vs. NC State (Nov. 21, 2024)
Rushing Yards: 57, vs. NC State (Nov. 21, 2024)
Longest Rush: 18, vs. NC State (Nov. 21, 2024)
Rushing TDs: 1, vs. NC State (Nov. 21, 2024)
Passing Attempts: 33, vs. NC State (Nov. 21, 2024)
Passing Completions: 19, vs. NC State (Nov. 21, 2024)
Passing Touchdowns: 1, vs No. 4 Miami (Fla.) (Nov. 9, 2024)
Passing Yards: 265, vs. NC State (Nov. 21, 2024)
Longest Pass: 57, at Virginia Tech (Oct. 26, 2024)

CAREER HIGHS AT GEORGIA TECH

CLAYTON POWELL-LEE

Tackles: 14 at Florida State (Oct. 29, 2022)
Solo Tackles: 7 at Florida State (Oct. 29, 2022)
Tackles for Loss: 1.0, twice - last at No. 6 Georgia (Nov. 29, 2024)
Fumbles Recovered: 1, 3x - last at No. 1 Georgia (Nov. 26, 2022)
Interceptions: 1, twice - last vs. Louisville (Sept. 1, 2023)
Pass Breakups: 2 vs. Louisville (Sept. 1, 2023)
QB Hurries: 1, at Virginia Tech (Oct. 26, 2024)
Sacks: 1, at No. 6 Georgia (Nov. 29, 2024)

CHRISTIAN PRITCHETT

Tackles: 1, 3x - last at Virginia Tech (Oct. 26, 2024)

BRODY RHODES

Rushing Attempts: 2, vs. VMI (Sept. 14, 2024)
Rushing Yards: 17, vs. VMI (Sept. 14, 2024)
Longest Rush: 9, vs. VMI (Sept. 14, 2024)

JOSH ROBINSON

Tackles: 4, vs. No. 10 Florida State (Aug. 24, 2024)
Solo Tackles: 2 at Virginia Tech (Nov. 5, 2022)
Tackles for Loss: 1.0, 3x - last vs. VMI (Sept. 14, 2024)
Pass Breakups: 1 vs. Boston College (Oct. 21, 2023)
Sacks: 1.0, vs. VMI (Sept. 14, 2024)

MALIK RUTHERFORD

Receptions: 8, vs. Duke (Oct. 5, 2024)
Receiving Yards: 131 vs. Georgia State (Aug. 31, 2024)
Longest Reception: 55 vs. Louisville (Sept. 1, 2023)
Receiving TDs: 2 vs. No. 17 North Carolina (Oct. 28, 2023)
Rushing Attempt: 2, twice - last at North Carolina (Oct. 12, 2024)
Rushing Yards: 20, at No. 6 Georgia (Nov. 29, 2024)
Longest Rush: 20, at No. 6 Georgia (Nov. 29, 2024)

MAKIUS SCOTT

Tackles: 7 at Wake Forest (Sept. 23, 2023)
Solo Tackles: 3, twice - last at Wake Forest (Sept. 23, 2023)
Tackles for Loss: 1.0, twice - last at No. 6 Georgia (Nov. 29, 2024)
Fumbles Forced: 1 vs. Boston College (Oct. 21, 2023)
Fumbles Recovered: 1 at Virginia Tech (Nov. 5, 2022)
Pass Breakups: 1, twice - last at Clemson (Nov. 11, 2023)
Sacks: 1, twice - last at No. 6 Georgia (Nov. 29, 2024)

BRETT SEITHER

Receptions: 2 vs. No. 17 North Carolina (Oct. 28, 2023)
Receiving Yards: 40 vs. No. 17 North Carolina (Oct. 28, 2023)
Receiving TDs: 2 vs. No. 17 North Carolina (Oct. 28, 2023)
Longest Reception: 35 vs. No. 17 North Carolina (Oct. 28, 2023)

DAVID SHANAHAN

Punts: 10, twice - last vs. Virginia (Oct. 20, 2022)
Punting Yards: 430 vs. Virginia (Oct. 20, 2022)
Punting Avg.: 56.5 at No. 19/20 Louisville (Sept. 21, 2024)
Longest Punt: 71 at Duke (Oct. 9, 2021)

RODNEY SHELLEY

Tackles: 8 at Clemson (Nov. 11, 2023)
Solo Tackles: 4 at Clemson (Nov. 11, 2023)
Blocked Kicks: 1, at Clemson (Nov. 11, 2023)
Tackles for Loss: 3.0, at Virginia Tech (Oct. 26, 2024)
Pass Breakups: 2 vs. No. 1 Georgia (Nov. 25, 2023)
Longest Punt Return: 26 vs. VMI (Sept. 14, 2024)

BAILEY STOCKTON

Receptions: 5, vs. NC State (Nov. 21, 2024)
Receiving Yards: 54, vs. NC State (Nov. 21, 2024)
Rushing Attempts: 1, vs. NC State (Nov. 21, 2024)
Rushing Yards: 4, vs. NC State (Nov. 21, 2024)
Longest Rush: 4, vs. NC State (Nov. 21, 2024)
Longest Reception: 27, vs. No. 4 Miami (Fla.) (Nov. 9, 2024)
Longest Punt Return: 20 vs. VMI (Sept. 14, 2024)
Longest Kick Return: 23 at No. 19/20 Louisville (Sept. 21, 2024)

TRENILYUS TATUM

Tackles: 8 vs. Louisville (Sept. 1, 2023)
Solo Tackles: 5 vs. Boston College (Nov. 13, 2021)
Sacks: 1.0, twice - last vs. VMI (Sept. 14, 2024)
Tackles for Loss: 2.5, vs. Georgia State (Aug. 31, 2024)
Fumbles Forced: 1, twice - last at North Carolina (Oct. 12, 2024)
Pass Breakups: 1 vs. Louisville (Sept. 1, 2023)
Interceptions: 1, vs. NC State (Nov. 21, 2024)

JOSHUA TAYLOR

Punt Attempts: 1 at No. 17/19 Ole Miss (Sept. 16, 2023)
Punt Yards: 40 at No. 17/19 Ole Miss (Sept. 16, 2023)
Longest Punt: 40 at No. 17/19 Ole Miss (Sept. 16, 2023)
ZION TAYLOR
Longest Kick Return: 15, vs. Duke (Oct. 5, 2024)

ZACHARY TOBE

Tackles: 2, vs. No. 10 Florida State (Aug. 24, 2024)
Solo Tackles: 2, vs. No. 10 Florida State (Aug. 24, 2024)
Pass Breakups: 2, vs. VMI (Sept. 14, 2024)

JORDAN van den BERG

Tackles: 3, vs. Duke (Oct. 5, 2024)
Solo Tackles: 3, vs. Duke (Oct. 5, 2024)
Tackles for Loss: 2.0, vs. Duke (Oct. 5, 2024)
Sacks: 1.0, vs. Duke (Oct. 5, 2024)

SYLVAIN YONDJOUE

Tackles: 4, 3x - last vs. No. 12/11 Notre Dame (Oct. 19, 2024)
Solo Tackles: 4 at UCF (Sept. 24, 2022)
Tackles for Loss: 2.5 at Virginia Tech (Oct. 26, 2024)
Sacks: 1.0, 5x - last at North Carolina (Oct. 12, 2024)
Forced Fumbles: 1 at No. 6 Notre Dame (Nov. 20, 2021)
Pass Breakups: 2, at North Carolina (Oct. 12, 2024)
QB Hurries: 2, twice - last at Virginia Tech (Oct. 26, 2024)



STARTING LINEUPS, ETC.

OFFENSIVE STARTERS

	QB	RB	WR	WR	WR	TE	LT	LG	C	RG	RT
Florida State	King	Haynes	Singleton Jr.	Lane	Rutherford	Avery	Brown	Fusile	Franklin	Rutledge	Williams
Georgia State	King	Haynes	Singleton Jr.	Rutherford	Beetham*	Hawes	Brown	Fusile	Franklin	Rutledge	Williams
Syracuse	King	Haynes	Singleton Jr.	Rutherford	Lane	Hawes	Brown	Fusile	Franklin	Rutledge	Williams
VMI	King	Haynes	Singleton Jr.	Lane	Boyd*	Hawes	Brown	Fusile	Franklin	Rutledge	Williams
Louisville	King	Haynes	Singleton Jr.	Rutherford	Goede*	Hawes	Brown	Fusile	Franklin	Rutledge	Williams
Duke	King	Haynes	Singleton Jr.	Janneh	Lane	Goede	Robinson	Fusile	Franklin	Rutledge	Williams
North Carolina	King	Haynes	Singleton Jr.	Lane	Rutherford	Avery	Robinson	Fusile	Franklin	Rutledge	Williams
Notre Dame	Pyron	Haynes	Singleton Jr.	Rutherford	Moore*	Hawes	Robinson	Fusile	Franklin	Rutledge	Williams
Virginia Tech	Pyron	Haynes	Singleton Jr.	Rutherford	Lane	Hawes	Robinson	Fusile	Franklin	Rutledge	Williams
Miami (Fla.)	King	Haynes	Singleton Jr.	Janneh Jr.	Goede*	Hawes	Robinson	Fusile	Franklin	Rutledge	Williams
NC State	King	Haynes	Singleton Jr.	Rutherford	Goede*	Hawes	Robinson	Fusile	Franklin	Rutledge	Williams
Georgia	King	Haynes	Singleton Jr.	Rutherford	Lane	Hawes	Robinson	Fusile	Franklin	Rutledge	Williams

*Tight End

DEFENSIVE STARTERS

	DE	DT (NOSE)	DT	DE (RUSH)	LB	LB	NIC	SS	FS	CB	CB
Florida State	Yondjouen	Biggers	Scott	Height	Efford	Tatum	Daniels	Brooks	Powell-Lee	Harvey	Burrell
Georgia State	Robinson	Biggers	Scott	Height	Efford	Tatum	Daniels	Brooks	Powell-Lee	Harvey	Burrell
Syracuse	Robinson	Biggers	Scott	Height	Efford	Tatum	Harris*	Brooks	Powell-Lee	Harvey	Burrell
VMI	Robinson	Biggers	Scott	Height	Efford	Tatum	Gibbs	Seymore	Powell-Lee	Harvey	Burrell
Louisville	Robinson	Biggers	Scott	Height	Efford	Tatum	Gibbs	Seymore	Powell-Lee	Harvey	Burrell
Duke	Robinson	Biggers	van den Berg	Height	Efford	Tatum	Gibbs	Seymore	Powell-Lee	Harvey	Burrell
North Carolina	Robinson	Biggers	van den Berg	Height	Efford	Tatum	Gibbs	Seymore	Powell-Lee	Harvey	Burrell
Notre Dame	Yondjouen	Biggers	van den Berg	Height	Butler	Tatum	Gibbs	Seymore	Powell-Lee	Harvey	Burrell
Virginia Tech	Yondjouen	Biggers	van den Berg	Height	Lightsey	Tatum	Gibbs	Seymore	Powell-Lee	Harvey	Shelley
Miami (Fla.)	Yondjouen	Biggers	van den Berg	Height	Efford	Tatum	Brooks	Seymore	Powell-Lee	Harvey	Shelley
NC State	Yondjouen	Biggers	Scott	Height	Efford	Tatum	Daniels	Brooks	Powell-Lee	Harvey	Shelley
Georgia	Yondjouen	Biggers	van den Berg	Height	Efford	Tatum	Daniels	Brooks	Powell-Lee	Harvey	Shelley

*Outside Linebacker

GAME INFORMATION

	TECH CAPTAINS	COIN TOSS	GT KO/REC.	GT 1ST OFF. PLAY	GT 1ST POSSESSION	OPP. 1ST POSSESSION	KICKOFF TIME	GAME LENGTH	GT HELMET	GT JERSEY	GT PANTS
Florida State	King, Franklin, Biggers, Efford	GT	ko	Haynes 14-yd Rush	TD	TD	12:09	2:59	White	White	White
Georgia State	Fusile, Rutherford, Brooks, Scott	GT	ko	Haynes 1-yd Rush	Punt	Punt	8:05	3:11	White	White	White
Syracuse	Powell-Lee, Harris Haynes, Janneh, Lane	GT	ko	Haynes -1-yd Rush	TD	TD	12:03	3:21	Gold	White	Gold
VMI	Hawes, Janneh, Burrell	VMI	ko	Haynes -7 yd Rush	Punt	Punt	3:32	3:03	Gold	White	White
Louisville	van den Berg, Boyd Harvey, Rutledge	GT	rec.	Incomplete Pass King to Singleton Jr.	Punt	Blocked FG	3:35	3:30	Gold	White	Navy
Duke	Fusile, J. Moore Freer	DUKE	rec.	Haynes 11-yd Rush	TD	Punt	8:06	3:04	Gold	White	Gold
North Carolina	Haynes, Height Singleton, Seymore	UNC	rec.	11-yd Pass King to Boyd	Punt	Fumble	12:11	3:33	White	White	Gold
Notre Dame	Scissum, Yondjouen Williams, Boyd, Brooks	GT	ko	1-yd Pass Pyron to Singleton Jr.	Punt	Punt	3:35	3:16	White	White	White
Virginia Tech	Robinson III, Gore	GT	ko	Incomplete Pass Pyron to Lane	Field Goal	Punt	12:05	3:17	Gold	White	Gold
Miami (Fla.)	Haynes, King Efford, Tatum	MIA	rec.	Singleton -1-yd Rush	TD	TD	12:08	3:33	Gold	White	Navy
NC State	Brooks, Yondjouen Williams, Boyd	NCST	rec.	5-yd pass King to Rutherford	Punt	Punt	7:36	3:35	White	White	White
Georgia	King, Williams, Efford Franklin, Scissum	UGA	rec.	Haynes 44-yd rush	FG	Punt	7:44	4:18	Gold	White	Gold

TURNOVERS

GEORGIA TECH TAKEAWAYS

NO.	OPP.	QTR	TURNOVER	DEFENDER(S)	LED TO	PTS. OFF
1	GSU	1st	Fumble	Zeek Biggers (FR)/No FF	Touchdown	7
2	VMI	1st	Fumble	Ahmari Harvey (FF)/Powell-Lee (FR)	FG	3
3	Duke	4th	Interception	Ahmari Harvey (15-yd return)	End of Game	0
4	UNC	1st	Fumble	Syeed Gibbs (FF)/van den Berg (FR)	Touchdown	7
5	UNC	4th	Fumble	Trenilyas Tatum (FF)/Harvey (FR)	Missed FG	0
6	ND	1st	Interception	Warren Burrell (27-yd return)	Touchdown	7
7	MIA	4th	Fumble	Romello Height (FF)/van den Berg (FR)	End of Game	0
8	NCST	1st	Interception	E.J. Lightsey (21-yd return)	Touchdown*	7
9	NCST	2nd	Interception	Trenilyas Tatum (9-yd return)	End of Half	0
10	NCST	4th	Interception	Romello Height (16-yd return)	Touchdown	7
11	UGA	2nd	Fumble	Syeed Gibbs (FF)/Hamilton (FR)	FG	3
* Defensive touchdown						Points 41

GEORGIA TECH GIVEAWAYS

NO.	OPP.	QTR	TURNOVER	OFFENSIVE PLAYER	LED TO	PTS. OFF
1.	GSU	3rd	Interception	Haynes King	Touchdown	6
2.	LOU	1st	Fumble	Haynes King	Touchdown*	7
3.	ND	4th	Interception	Zach Pyron	FG	3
4.	ND	4th	Interception	Zach Pyron	Touchdown*	7
5.	VT	3rd	Interception	Zach Pyron	Touchdown	7
6.	VT	4th	Interception	Aaron Philo	End of Game	0
7.	NCST	4th	Interception	Aaron Philo	Interception	0
8.	UGA	4th	Fumble	Haynes King	Touchdown	7
* Defensive touchdown						Points 37



BIG PLAYS

GEORGIA TECH BIG PLAYS (20+ YARDS)

NO.	OPPONENT	PLAYER(S)	PLAY	* Touchdown	
				DOWN-DIST	YDS
1.	Florida State	Malik Rutherford from Haynes King	Pass	1-10	42
2.		Jamal Haynes	Rush	1-10	36
3.		Chase Lane from Haynes King	Pass	2-10	20
4.		Haynes King	Rush	2-5	21
5.	Georgia State	Malik Rutherford from Haynes King	Pass	1-10	20
6.		Jamal Haynes	Rush	1-10	35
7.		Haynes King	Rush	2-10	28
8.		Eric Singleton Jr	Rush	1-10	35*
9.		Malik Rutherford from Haynes King	Pass	1-10	52*
10.		Avery Boyd from Haynes King	Pass	2-14	22*
11.		Anthony Carrie	Rush	2-6	30
12.	Syracuse	Haynes King	Rush	2-2	21*
13.		Eric Singleton Jr. from Haynes King	Pass	1-10	45
14.		Avery Boyd from Haynes King	Pass	3-6	20
15.	VMI	Chase Lane from Haynes King	Pass	1-10	22
16.		Malik Rutherford from Haynes King	Pass	1-10	35*
17.		Eric Singleton Jr. from Haynes King	Pass	1-10	50
18.		Chase Lane from Haynes King	Pass	1-10	32
19.		Avery Boyd from Haynes King	Pass	1-10	33*
20.		Leo Blackburn from Zach Pyron	Pass	2-7	24*
21.		Anthony Carrie	Rush	2-9	29
22.		Chris Elko from Aaron Philo	Pass	4-8	41
23.	Louisville	Haynes King	Rush	3-1	23*
24.		Malik Rutherford from Haynes King	Pass	1-10	45
25.		Eric Singleton Jr. from Haynes King	Pass	2-14	51
26.		Avery Boyd from Haynes King	Pass	2-10	28
27.		Haynes King	Rush	2-12	26
28.		Jackson Hawes from Haynes King	Pass	3-10	33
29.	Duke	Jamal Haynes	Rush	2-7	39
30.		Malik Rutherford from Haynes King	Pass	2-5	24
31.		Chad Alexander	Rush	1-10	22
32.	North Carolina	Chad Alexander	Rush	3-6	28
33.		Haynes King	Rush	1-10	20*
34.		Jamal Haynes	Rush	1-10	37
35.		Luke Harpring from Haynes King	Pass	2-5	27
36.		Jamal Haynes	Rush	2-3	68*
37.	Notre Dame	Jackson Hawes from Zach Pyron	Pass	3-7	20
38.		Avery Boyd from Zach Pyron	Pass	1-10	25
39.		Abdul Janneh from Zach Pyron	Pass	1-10	60
40.		Zach Pyron	Rush	4-10	20
41.		Bailey Stockton from Zach Pyron	Pass	4-7	22
42.	Virginia Tech	Eric Singleton Jr. from Aaron Philo	Pass	3-15	22
43.		Eric Singleton Jr. from Aaron Philo	Pass	1-10	57
44.		Malik Rutherford from Aaron Philo	Pass	1-10	21
45.		Isiah Canion from Aaron Philo	Pass	2-8	21
46.		Avery Boyd from Aaron Philo	Pass	1-10	24
47.	Miami (Fla.)	Jamal Haynes	Rush	2-11	65
48.		Chad Alexander	Rush	2-9	21
49.		Haynes King	Rush	1-10	30
50.		Bailey Stockton from Aaron Philo	Pass	3-18	27
51.	NC State	Jackson Hawes from Aaron Philo	Pass	2-10	20
52.		Eric Singleton from Aaron Philo	Pass	3-3	49
53.		Avery Boyd from Aaron Philo	Pass	1-10	23
54.		Eric Singleton from Aaron Philo	Pass	2-6	38
55.	Georgia	Jamal Haynes	Rush	1-10	44
56.		Malik Rutherford from Haynes King	Pass	1-10	24
57.		Ryland Goede from Haynes King	Pass	1-10	25
58.		Isiah Canion from Haynes King	Pass	1-12	30
59.		Eric Singleton Jr. from Haynes King	Pass	3-7	33

OPPONENT BIG PLAYS (20+ YARDS)

NO.	OPPONENT	PLAYER(S)	PLAY	* Touchdown	
				DOWN-DIST	YDS
1.	Florida State	L. Toafili	Rush	1-10	28*
2.		L. Toafili. from D.J. Ulagalelei	Pass	3-5	21
3.		J. Douglas from D.J. Ulagalelei	Pass	4-7	20
4.	Georgia State	S. Wilkerson	Rush	2-10	41
5.		T. Williams from C. Veilleux	Pass	4-2	24
6.		F. Brock	Rush	2-3	23
7.		D. Fleming from C. Veilleux	Pass	1-10	24*
8.		M. Dukes	Rush	1-15	21
9.		D. Fleming from C. Veilleux	Pass	1-10	28
10.	Syracuse	W. Nixon from K. McCord	Pass	2-4	20
11.		L. Allen from K. McCord	Pass	3-10	28
12.		T. Pena from K. McCord	Pass	1-10	21
13.		T. Pena from K. McCord	Pass	3-15	32
14.		O. Gadsdden from K. McCord	Pass	1-10	32
15.		O. Gadsdden from K. McCord	Pass	3-2	20*
16.		U. Hatcher from K. McCord	Pass	1-20	30
17.		L. Allen	Rush	2-6	24
18.	VMI	O. Sweeney from B. Hammonds	Pass	1-10	34
19.	Louisville	J. Brooks from T. Shough	Pass	1-10	42
20.		C. Bell from T. Shough	Pass	2-10	37*
21.		C. Bell from T. Shough	Pass	3-9	45
22.		J. Brooks from T. Shough	Pass	2-10	57*
23.	Duke	E. Pancol from M. Murphy	Pass	3-4	26
24.		E. Pancol from M. Murphy	Pass	1-10	30*
25.		S. Thomas	Rush	2-11	20
26.		S. Hagans from M. Murphy	Pass	1-10	65*
27.	North Carolina	K.Paysour from J. Criswell	Pass	3-5	24
28.		J. Jones from J. Criswell	Pass	1-10	53
29.		O. Hampton	Rush	1-10	71
30.		J. Shipp from J. Criswell	Pass	1-10	22
31.		J. Criswell	Rush	1-10	20
32.	Notre Dame	J. Love from R. Leonard	Pass	1-10	25
33.		J.Greathousefrom R. Leonard	Pass	1-10	28
34.		J. Love	Rush	1-10	23
35.	Virginia Tech	B. Gosnell from K. Drones	Pass	1-10	31
36.		B. Gosnell from K. Drones	Pass	1-10	20
37.		B. Tuten	Rush	1-10	41
38.		S. Gosnell from K. Drones	Pass	1-10	28
39.	Miami (Fla.)	E. Arroyo from C. Ward	Pass	2-9	74*
40.		X. Restrepo from C. Ward	Pass	2-6	21
41.		J. George from C. Ward	Pass	1-10	23
42.		J. George from C. Ward	Pass	1-10	22
43.		X. Restrepo from C. Ward	Pass	1-10	38
44.	NC State	J. Waters from C. Bailey	Pass	2-9	24
45.		C. Bailey	Rush	2-4	28*
46.		C. Bailey	Rush	1-10	31
47.		K.Raphael	Rush	2-11	25
48.		H.Smothers	Rush	3-2	53*
49.		D. Collins from C. Bailey	Pass	1-10	28
50.	Georgia	A. Smith	Rush	1-10	30
51.		R. Robinson from C. Beck	Pass	2-10	21
52.		C. Jones from C. Beck	Pass	1-10	25*

BIG PLAYS FROM SCRIMMAGE SUMMARY

RUSH/CATCH	20-29	30-39	40-49	50-59	60-69	70+	TOTAL
Eric Singleton Jr	1(0/1)	3(1/2)	2(0/2)	3(0/3)	-	-	9
Malik Rutherford	4(0/4)	1(0/1)	2(0/2)	1(0/1)	-	-	8
Haynes King	6(6/0)	1(1/0)	-	-	-	-	7
Avery Boyd	6(0/6)	1(0/1)	-	-	-	-	7
Jamal Haynes	-	4(4/0)	1(1/0)	-	2(2/0)	-	7
Chase Lane	2(0/2)	1(0/1)	-	-	-	-	3
Chad Alexander	3(3/0)	-	-	-	-	-	3
Jackson Hawes	2(0/2)	1(0/1)	-	-	-	-	3
Anthony Carrie	1(1/0)	1(1/0)	-	-	-	-	2
Bailey Stockton	2(0/2)	-	-	-	-	-	2
Isiah Canion	1(0/1)	1(0/1)	-	-	-	-	2
Leo Blackburn	1(0/1)	-	-	-	-	-	1
Chris Elko	-	-	1(0/1)	-	-	-	1
Luke Harpring	1(0/1)	-	-	-	-	-	1
Zach Pyron	1(1/0)	-	-	-	-	-	1
Abdul Janneh	-	-	-	-	1(0/1)	-	1
Ryland Goede	1(0/1)	-	-	-	-	-	1
Totals	32(11/21)	14(7/7)	6(1/5)	4(0/4)	3(2/1)	-	59
Opponents	32(9/23)	9(2/7)	4(2/2)	3(1/2)	1(0/1)	2(1/1)	52
PASSING	20-29	30-39	40-49	50-59	60-69	70+	TOTAL
Haynes King	10	6	3	3	-	-	22
Aaron Philo	7	1	2	1	-	-	7
Zach Pyron	4	-	-	-	1	-	5
Totals	21	7	5	4	1	-	38
Opponents	22	7	1	1	1	1	33

THE LAST TIME IT HAPPENED ...
TEAM

	GEORGIA TECH	OPPONENT
Scored 50 Points	Sept. 14, 2024 vs. VMI (59)	Nov. 20, 2021 by No. 6 Notre Dame (55)
Scored 50 Points, ACC Game	Nov. 28, 2020 vs. Duke (56)	Oct. 2, 2021 by Pitt (52)
Scored 35 Points, Half	Sept. 14, 2024 vs. VMI (38/1st)	Nov. 20, 2021 by No. 6 Notre Dame (45/1st)
Scored 28 Points, Quarter	Sept. 1, 2023 vs. Louisville (28/2nd)	Oct. 17, 2020 by No. 1 Clemson (2nd/35)
Scored 0 Points	Sept. 10, 2022 vs. No. 20/17 Ole Miss	Sept. 1, 2018 by Alcorn State
Scored 0 Points, Half	Oct. 7, 2023 vs. No. 17 Miami (Fla.)	Nov. 29, 2024 by No. 6 Georgia (1st)
Overcame 10-Point Deficit, Win	Dec. 22, 2023 vs. UCF (17-3)	Nov. 29, 2024 by No. 6 Georgia (17-0)
Overcame 10-Point Halftime Deficit, Win	Nov. 19, 2022 vs. No. 13/11 North Carolina (17-7)	Nov. 29, 2024 by No. 6 Georgia (17-0)
40-Point Margin of Victory	Sept. 14, 2024 vs. VMI (59-7)	Sept. 10, 2022 by No. 20/17 Ole Miss (42-0)
30-39-Point Margin of Victory	Sept. 9, 2023 vs. South Carolina State (48-13)	Sept. 5, 2022 by No. 4 Clemson (41-10)
Scored 30 Points or more, Loss	Nov. 29, 2024 at No. 6 Georgia (44-42 (80T))	Oct. 12, 2024 by North Carolina (34)
Scored fewer than 10 Points, Win	Nov. 11, 2006 at North Carolina (7-0)	Dec. 2, 2006 by Wake Forest (9-6)
7 Touchdowns	Sept. 14, 2024 vs. VMI (8)	Nov. 20, 2021 by No. 6 Notre Dame (7)
0 Touchdowns	Oct. 26, 2024 at Virginia Tech	Sept. 1, 2018 by Alcorn State
5+ Rushing Touchdowns	Oct. 12, 2024 at North Carolina (5)	Sept. 16, 2023 by No. 17/19 Ole Miss (5)
4+ Passing Touchdowns	Sept. 14, 2024 vs. VMI (4)	Oct. 23, 2021 by Virginia (4)
Interception Return for TD	Nov. 21, 2024 vs. NC State; E.J. Lightsey (21 yards) (CJ Bailey pass)	Oct. 19, 2024 by No. 12/11 Notre Dame; A. Shuler (36 yards) (Zach Pyron pass)
Fumble Return for TD	Nov. 6, 2021 at Miami (Fla.); Jaylon King (40 yds)	Sept. 21, 2024 by No. 19/20 Louisville; Ramon Puryear (0 yds)
Punt Return for TD	Sept. 10, 2009 vs. Clemson; Jerrard Tarrant (85 yards)	Oct. 12, 2024 by North Carolina; Alijah Huzzie (69 yards)
Blocked Punt Return for TD	Sept. 27, 1997 vs. Clemson Block: Ajenavi Eziemefe; Rec: D'Jay Jones	Sept. 24, 2022 by UCF Block: Jarvis Ware; Rec: Quadric Bullard
Kickoff Return for TD	Nov. 13, 2021 vs. Boston College; Jahmyr Gibbs (98-yard return)	Sept. 8, 2018 by USF; Terrence Horne (98 yards) Sept. 8, 2018 by USF; Terrence Horne (97 yards)
2 Non-Offensive TDs	Nov. 8, 2014 at NC State (INT return, fumble return)	Sept. 21, 2024 by No. 19/20 Louisville (FG Block return; Fumble return)
4 Field Goals Made	Oct. 1, 2022 at No. 24 Pitt (4)	Oct. 30, 2021 by Virginia Tech (4)
3 Field Goals Missed	Sept. 4, 2021 vs. Northern Illinois (3)	Oct. 19, 2019 by Miami (3)
5 Field Goals Attempted	Dec. 31, 2011 vs. Utah (5)	Nov. 17, 2007 by North Carolina (5)
50-yard Field Goal Made	Oct. 26, 2024 at Virginia Tech (Aidan Birr, 51 yards)	Oct. 12, 2024 by North Carolina (Noah Burnette, 50 yards)
Missed PAT	Oct. 21, 2023 by Boston College	Nov. 18, 2023 by Syracuse
Missed more than 1 PAT	Nov. 3, 2012 at Maryland (2)	Nov. 5, 1977 by Notre Dame (2)
Made 2-Point Conversion	Nov. 29, 2024 at No. 6 Georgia (M. Rutherford from H. King - OT5)	Nov. 29, 2024 by No. 6 Georgia (N. Frazier rush - OT8)
Failed 2-Point Conversion	Nov. 29, 2024 at No. 6 Georgia (H. King pass failed - OT8)	Nov. 29, 2024 by No. 6 Georgia (C. Beck rush failed - OT7)
Two+ 2-Point Conversions Att.	Nov. 29, 2024 at No. 6 Georgia (7, 6 failed)	Nov. 29, 2024 by No. 6 Georgia (8, 6 failed)
Defensive Extra Point Scored	Nov. 6, 2021 at Miami (Fla.) Juanyeh Thomas 100-yard INT return (Tyler Van Dyke pass)	None recorded
Recorded Safety	Sept. 21, 2024 at No. 19/20 Louisville QB (Tyler Shough) fell in endzone	Nov. 28, 2020 by Duke GT fumbled a punt return into the endzone
Blocked Field Goal	Oct. 26, 2024 at Virginia Tech Zeek Biggers blocked John Love's attempt	Oct. 29, 2024 by No. 12/11 Notre Dame Bryce Young blocked Aidan Birr's attempt
Blocked PAT	Nov. 5, 2022 at Virginia Tech (D'Quon Douse)	Oct. 23, 2021 at Virginia (N. Taylor)
Blocked Punt	Sept. 7, 2024 at Syracuse Amontrae Bradford blocked punt of J.Stonehouse	Sept. 24, 2022 by UCF Jarvis Ware blocked punt of David Shanahan
Blocked 2 Kicks/Punts	Sept. 7, 2024 at Syracuse (field goal/punt)	Sept. 5, 2022 by No. 4 Clemson (2 punts)
30+ First Downs	Sept. 14, 2024 vs. VMI (30)	Oct. 29, 2022 by Florida State (32)
10 (or fewer) First Downs	Nov. 27, 2021 vs. No. 1 Georgia (9)	Sept. 14, 2024 by VMI (5)
500-599 Yards Total Offense	Nov. 29, 2024 at No. 6 Georgia (563)	Sept. 7, 2024 by Syracuse (515)
600+ Yards Total Offense	Oct. 28, 2023 vs. No. 17 North Carolina (635)	Oct. 29, 2022 by Florida State (642)
< 200 Yards Total Offense	Nov. 16, 2019 vs. Virginia Tech (134)	Sept. 14, 2024 by VMI (104)
< 100 Yards Total Offense	Nov. 18, 1961 at Alabama (96)	Oct. 9, 2004 by Maryland (82)
300+ Yards Total Offense, Half	Nov. 29, 2024 at No. 6 Georgia (307/1st)	Sept. 7, 2024 by Syracuse (334/1st)
< 50 Yards Total Offense, Half	Oct. 29, 2022 at Florida State (24/1st)	Sept. 14, 2024 by VMI (35/1st)
90 Offensive Plays	Sept. 4, 2017 vs. No. 25/24 Tennessee (20T) (96)	Oct. 9, 2021 by Duke (91)
50 (or fewer) Offensive Plays	Nov. 2, 2019 vs. Pitt (50)	Sept. 21, 2024 by No. 19/20 Louisville (46)
300-399 Yards Rushing	Oct. 12, 2024 at North Carolina (371)	Oct. 21, 2023 by Boston College (308)
400+ Yards Rushing	Nov. 3, 2018 at North Carolina (461)	Aug. 29, 2019 by No. 1 Clemson (411)
50 Yards (or less) Rushing	Nov. 27, 2004 at Georgia (24)	Sept. 14, 2024 by VMI (12)
0 Yards (or less) Rushing	1968 (two times – vs. Notre Dame and Navy)	Nov. 2, 2013 by Pittsburgh (-5)
60+ Rushing Attempts	Oct. 25, 2018 at Virginia Tech (78)	Sept. 10, 2022 by No. 20/17 Ole Miss (62)
30 (or fewer) Rushing Attempts	Oct. 29, 2024 vs. No. 12/11 Notre Dame (29)	Nov. 29, 2024 by No. 6 Georgia (26)
25+ Pass Completions	Nov. 29, 2024 at No. 6 Georgia (26)	Nov. 29, 2024 by No. 6 Georgia (28)
5 (or fewer) Pass Completions	Nov. 24, 2018 at No. 5 Georgia (5)	Sept. 14, 2019 by The Citadel (1)

THE LAST TIME IT HAPPENED ...
TEAM

	GEORGIA TECH	OPPONENT
40+ Pass Attempts	Oct. 26, 2024 at Virginia Tech (48)	Nov. 29, 2024 by No. 6 Georgia (43)
10 (or fewer) Pass Attempts	Nov. 17, 2018 vs. Virginia (OT) (8)	Sept. 14, 2019 by The Citadel (4)
Threw 3 Interceptions	Nov. 11, 2023 at Clemson (4)	Nov. 21, 2024 by NC State (3)
300-399 Yards Passing	Nov. 29, 2024 at No. 6 Georgia (303)	Nov. 9, 2024 by No. 4 Miami (348)
400+ Yards Passing	Nov. 10, 2001 at Virginia (486)	Oct. 17, 2020 by No. 1 Clemson (500)
100 (or less) Yards Passing	Nov. 9, 2024 vs. No. 4 Miami (99)	Sept. 14, 2024 by VMI (92)
Completed 70 Percent of Passes	Nov. 29, 2024 at No. 6 Georgia (.703, 26-of-37)	Oct. 29, 2024 by No. 12/11 Notre Dame (.700, 21-of-30)
5+ Fumbles	Oct. 13, 2018 vs. Duke (6)	Oct. 25, 2014 by Pittsburgh (7)
4+ Fumbles Lost	Sept. 23, 2017 vs. Pittsburgh (4)	Nov. 28, 2020 by Duke (4)
5 Turnovers	Sept. 26, 2020 vs. Syracuse (5)	Sept. 23, 2023 by Wake Forest (5)
0 Turnovers	Nov. 9, 2024 vs. No. 4 Miami	Oct. 26, 2024 by Virginia Tech
10 Penalties	Sept. 23, 2023 at Wake Forest (14)	Nov. 18, 2023 by Syracuse (12)
2 (or fewer) Penalties	Sept. 16, 2023 at No. 17/19 Ole Miss (0)	Aug. 24, 2024 by No. 10 Florida State (1)
100+ Penalty Yards	Sept. 23, 2023 at Wake Forest (142)	Sept. 30, 2023 (113)
10 (or fewer) Penalty Yards	Oct. 14, 2017 vs. No. 11/10 Miami (6)	Aug. 24, 2024 by No. 10 Florida State (10)
10 Punts	Oct. 20, 2022 vs. Virginia (10)	Oct. 26, 2024 by Virginia Tech (10)
0 Punts	Sept. 9, 2023 vs. South Carolina State	Oct. 29, 2022 by No. 10 Florida State
10 Third-Down Conversions	Sept. 16, 2023 at No. 17/19 Ole Miss (11)	Sept. 7, 2024 by Syracuse (10)
2+ Fourth-Down Conversions	Oct. 29, 2024 vs. No. 12/11 Notre Dame (3-of-5)	Oct. 29, 2024 by No. 12/11 Notre Dame (3-of-4)
4 Fourth-Down Attempts	Oct. 26, 2024 at Virginia Tech (1-of-5)	Nov. 9, 2024 by No. 4 Miami (1-of-4)
37:00 or higher TOP	Nov. 29, 2024 at No. 6 Georgia (37:11)	Sept. 30, 2023 by Bowling Green (42:45)
15 Tackles for Loss	Sept. 1, 2007 at Notre Dame (19)	None Recorded
10 Sacks	Oct. 9, 1993 vs. Maryland (11)	None Recorded
5 Players to Score TD	Sept. 14, 2024 vs. VMI (7)	Nov. 29, 2024 by No. 6 Georgia (5)
4 Players to Rush for TD	Oct. 9, 2020 vs. Louisville (4)	Sept. 16, 2023 by No. 17/19 Ole Miss (4)
3 Players to Catch TD Pass	Sept. 14, 2024 vs. VMI (4)	Nov. 29, 2024 by No. 6 Georgia (4)
2 Players to Throw TD Pass	Nov. 9, 2024 vs. No. 4 Miami (1 - Haynes King; 1 - Aaron Philo)	Sept. 5, 2022 by No. 4 Clemson (1 - DJ Uiagalelei; 1 - Cade Klubnik)
15-Play+ Touchdown Drive	Nov. 9, 2024 vs. No. 4 Miami (17)	Aug. 24, 2024 by No. 10 Florida State (15)
8-Minute+ Touchdown Drive	Nov. 9, 2024 vs. No. 4 Miami (10:45)	Oct. 29, 2024 by No. 12/11 Notre Dame (8:00)
90-Yard+ Touchdown Drive	Nov. 12, 2022 vs. Miami (99)	Dec. 22, 2023 by UCF (98)
1-Play Touchdown Drive	Aug. 31, 2024 vs. Georgia State (M. Rutherford from H. King - 52-yd pass)	Oct. 5, 2024 by Duke (S. Hagans from M. Murphy - 65-yd pass)
TD on First Offensive Play of Game	Sept. 30, 2023 vs. Bowling Green (E. Singleton 53-yd pass from H. King)	Nov. 19, 2022 by No. 11/13 North Carolina (E. Green 80-yd rush)
Won an Overtime Game	Oct. 8, 2022 vs. Duke (OT) (23-20)	Nov. 29, 2024 by No. 6 Georgia (8OT) (44-42)
Game Won on Final Play	Aug. 24, 2024 vs. Florida State (Dublin, Ireland) (Aidan Birr 44-yard FG)	Nov. 29, 2024 by No. 6 Georgia (N. Frazier 2-yd rush in 8th overtime)

BOTH TEAMS COMBINED

90 Points	Oct. 5, 2018 at Louisville (97) (66-31)	6 Field Goals	Nov. 17, 2018 vs. Virginia (OT) (6)
100+ Rushing Attempts	Oct. 9, 2021 at Duke (101)	5 Fumbles Lost	Sept. 23, 2017 vs. Pittsburgh (5)
20 (or fewer) Points	Nov. 28, 2015 vs. Georgia (20) (13-7)	4 Field Goals Missed	Oct. 20, 2012 vs. Boston College (4)
60 (or fewer) Rushing Att.	Sept. 9, 2006 vs. Samford (51)	10 Turnovers	Nov. 17, 1990 at Wake Forest (10)
10 (or fewer) Points	Nov. 11, 2006 at North Carolina (7) (7-0)	8 Field Goals Att.	Nov. 17, 2007 vs. North Carolina (8)
700+ Yards Passing	Oct. 2, 2021 by Pitt (758)	0 Turnovers	Sept. 7, 2024 at Syracuse
50 Points in a Half	Oct. 2, 2021 by Pitt (56)	50 First Downs	Nov. 29, 2024 at No. 6 Georgia (52)
150 (or fewer) Passing Yds.	Nov. 3, 2012 at Maryland (146)	20 Penalties	Oct. 29, 2022 at Florida State (22)
0 Points in a Half	Nov. 11, 2006 at North Carolina (2nd)	25 (or fewer) First Downs	Oct. 18, 2008 at Clemson (24) (12-12)
50 Pass Completions	Nov. 29, 2024 at No. 6 Georgia (54)	5 (or fewer) Penalties	Aug. 24, 2024 vs No. 10 Florida State (4)
30 Points in a Quarter	Nov. 29, 2024 at No. 6 Georgia (31/4th)	1,000+ Yards Total Offense	Oct. 28, 2023 vs. No. 17 North Carolina (1,212)
20 (or fewer) Completions	Sept. 14, 2019 vs. The Citadel (8)	200 Penalty Yards	Oct. 29, 2022 at Florida State (211)
10+ Touchdowns	Nov. 29, 2024 at No. 6 Georgia (11)	500 Yds (or fewer) Total Off.	Oct. 22, 2011 at Miami (473)
90 Pass Attempts	Oct. 26, 2002 vs. Virginia (101)	25 (or fewer) Penalty Yards	Oct. 22, 2011 at Miami (15)
0 Touchdowns	Dec. 2, 2006 vs. Wake Forest	160+ Offensive Plays	Sept. 19, 2020 vs. No. 14 UCF (173)
30 (or fewer) Pass Att.	Sept. 14, 2019 vs. The Citadel (17)	15+ Punts	Oct. 26, 2024 at Virginia Tech (17)
5 Touchdowns in a Quarter	Oct. 28, 2023 vs. No. 17 North Carolina (5/2nd)	120 (or fewer) Off. Plays	Sept. 21, 2024 at No. 19/20 Louisville (115)
5 Passes Intercepted	Nov. 11, 2023 at Clemson (5)	0 Punts	Dec. 5, 2009 vs. Clemson
8 Touchdowns in a Half	Oct. 2, 2021 by Pitt (8/1st)	600+ Yards Rushing	Oct. 28, 2023 vs. No. 17 North Carolina (615)
10 Fumbles	Oct. 13, 2018 vs. Duke (10)	10 Sacks	Nov. 10, 2007 at Duke (10)
		150 (or fewer) Rushing Yds.	Nov. 19, 2005 at Miami (150)

THE LAST TIME IT HAPPENED ...
INDIVIDUAL

	GEORGIA TECH	OPPONENT
30+ Rushing Attempts	Oct. 25, 2018 at Virginia Tech, Tobias Oliver (40)	Nov. 6, 2021 by Miami (Fla.), Jaylan Knighton (32)
150-199 Yards Rushing	Oct. 12, 2024 at North Carolina, Jamal Haynes (170)	Nov. 25, 2023 by No. 1 Georgia, Kendall Milton (156)
200+ Yards Rushing	Oct. 25, 2018 at Virginia Tech, Tobias Oliver (215)	Aug. 29, 2019 by No. 1 Clemson, Travis Etienne (205)
50+ Pass Attempts	Oct. 6, 2005 vs. NC State, Reggie Ball (53)	Oct. 5, 2019 by North Carolina, Sam Howell (51)
40+ Pass Attempts	Sept. 16, 2023 vs. No. 17/19 Ole Miss, Haynes King (41)	Nov. 29, 2024 by No. 6 Georgia, Carson Beck (43)
25+ Pass Completions	Nov. 29, 2024 at No. 6 Georgia, Haynes King (26)	Nov. 29, 2024 by No. 6 Georgia, Carson Beck (28)
Threw 3 Interceptions	Nov. 11, 2023 at Clemson, Haynes King (4)	Nov. 21, 2024 by NC State, CJ Bailey (3)
300-399 Yards Passing	Nov. 29, 2024 at No. 6 Georgia, Haynes King (303)	Sept. 7, 2024 at Syracuse, Kyle McCord (381)
400+ Yards Passing	Nov. 10, 2001 at Virginia, George Godsey (486)	Oct. 17, 2020 by No. 1 Clemson, Trevor Lawrence (404)
Rushed & Passed for 100+ Yds.	Nov. 29, 2024 at No. 6 Georgia, Haynes King (110/303)	Oct. 21, 2023 vs. Boston College, Haynes King (128/255)
Rushed & Received for 100+ Yds.	Nov. 14, 2013 at Clemson Robert Godhigh (126/203)	Oct. 30, 1997 by North Carolina J. Linton (138/137)
300-399 Yards Total Offense	Oct. 19, 2024 vs No. 12/11 Notre Dame, Zach Pyron (314)	Nov. 29, 2024 by No. 6 Georgia, Carson Beck (307)
400+ Yards Total Offense	Nov. 29, 2024 at No. 6 Georgia, Haynes King (413)	Oct. 6, 2012 by Clemson, Tajh Boyd (460)
10+ Receptions	Oct. 7, 2006 vs. Maryland, Calvin Johnson (10)	Oct. 7, 2023 by No. 17 Miami (Fla.), Xavier Restrepo (12)
100-199 Yards Receiving	Sept. 21, 2024 at No. 19/20 Louisville, Malik Rutherford (113)	Sept. 21, 2024 by No. 19/20 Louisville, Ja'Corey Brooks (125)
200+ Yards Receiving	Oct. 4, 2008 vs. Duke, Demaryius Thomas (230)	Nov. 6, 2021 by Miami (Fla.), Charleston Rambo (210)
4+ Touchdowns Scored	Sept. 4, 2017 vs. No. 25/24 Tennessee (20T) TaQuon Marshall (5)	Sept. 4, 2017 by No. 25/24 Tennessee (20T) John Kelly (4)
3+ Touchdowns Rushing	Nov. 29, 2024 at No. 6 Georgia Haynes King (3)	Nov. 13, 2021 by Boston College Phil Jurkovec (3)
3+ Touchdowns Receiving	Sept. 11, 2004 vs. Clemson, Calvin Johnson (3)	Nov. 29, 2008 by Georgia, Mohamed Massaquoi (3)
4+ Touchdowns Passing	Oct. 28, 2023 vs. No. 17 North Carolina, Haynes King (4)	Nov. 29, 2024 by No. 6 Georgia, Carson Beck (5)
Rushing & Receiving TDs	Nov. 18, 2023 vs. Syracuse, Jamal Haynes (1/1)	Oct. 14, 2017 by No. 11/10 Miami, Travis Homer (1/1)
Rushing & Passing TDs	Nov. 29, 2024 at No. 6 Georgia, Haynes King (3/2)	Nov. 16, 2019 by Virginia Tech, Hendon Hooker (1/2)
Passing & Receiving TDs	Nov. 17, 2007 vs. North Carolina Taylor Bennett (1/1)	Nov. 18, 2017 by Duke Shaun Wilson (1/2)
3 Field Goals	Dec. 22, 2023 vs. UCF Aidan Birr (3-of-3)	Sept. 1, 2023 by Louisville Brock Travelstead (4-of-4)
4+ Field Goals	Oct. 1, 2022 at No. 24 Pitt Gavin Stewart (4-of-4)	Sept. 1, 2023 by Louisville Brock Travelstead (4-of-4)
5 Field Goal Attempts	Sept. 1, 2007 vs. Notre Dame Travis Bell (5)	Oct. 30, 2021 by Virginia Tech John Parker Romo (5)
Made a 50-yard Field Goal	Oct. 26, 2024 at Virginia Tech (Aidan Birr, 51 yards)	Oct. 12, 2024 by North Carolina (Noah Burnette, 50 yards)
Attempted a 60-yard Field Goal	Sept. 4, 2021 vs. Northern Illinois Gavin Stewart (60/miss)	Nov. 17, 2007 by North Carolina Connor Barth (63/miss)
10+ Punts	Oct. 20, 2022 vs. Virginia, David Shanahan (10)	Oct. 26, 2024 by Virginia Tech Peter Moore (10)
60-69 yard Punt	Sept. 7, 2024 at Syracuse, David Shanahan (61)	Nov. 19, 2022 by No. 13/11 North Carolina, Ben Kiernan (60)
70-yard+ Punt	Oct. 9, 2021 at Duke David Shanahan (71)	Sept. 4, 2017 by No. 25/24 Tennessee (20T) Trevor Daniel (70)
100+ Punt Return Yards	Aug. 31, 2002 vs. Vanderbilt, Kelley Rhino (110)	None recorded
70-89 yard Punt Return	Sept. 10, 2009 vs. Clemson Jerrard Tarrant (85 TD)	Sept. 23, 2017 by Pittsburgh Quadree Henderson (80 TD)
Punt Return for a Touchdown	Sept. 10, 2009 vs. Clemson, Jerrard Tarrant	Oct. 12, 2024 by North Carolina (Alijah Huzzie)
90-yard+ Kickoff Return	Nov. 24, 2018 at No. 5 Georgia Juanyeh Thomas (100 TD)	Sept. 8, 2018 by USF Terrence Horne (98 TD, 97 TD)
Kickoff Return for a Touchdown	Nov. 13, 2021 vs. Boston College Jahmyr Gibbs (98 TD)	Sept. 8, 2018 by USF Terrence Horne (98 TD, 97 TD)
70-yard+ Interception Return	Aug. 31, 2013 vs. Elon, Tyler Marcordes (95)	Nov. 12, 2022 by Miami, Kamren Kinchens (99)
15+ Tackles	Nov. 5, 2022 at Virginia Tech, Charlie Thomas (16)	Oct. 13, 2018 by Duke, Joe Giles-Harris (15)
3.0+ Sacks	Sept. 23, 2023 at Wake Forest, Kyle Kennard (4.0)	Oct. 12, 2019 by Duke, Victor Dimukeje (3.0)
2+ Interceptions	Sept. 11, 2021 vs. Kennesaw State, Charlie Thomas (2)	Oct. 21, 2023 by Boston College, Elijah Jones (2)
2+ Fumble Recoveries	Oct. 5, 2018 at Louisville, Charlie Thomas (2)	Nov. 21, 2019 by NC State, Larrell Murchison (2)
2+ Forced Fumbles	Nov. 18, 2023 vs. Syracuse, Paul Moala (2)	Nov. 20, 2021 by No. 6 Notre Dame, Isaiah Foskey (2)

TWO PLAYERS

	GEORGIA TECH	OPPONENT
2 100-yard Rushers	Oct. 12, 2024 at North Carolina Jamal Haynes (170) and Haynes King (107)	Oct. 21, 2023 by Boston College Kye Robichaux (165) and Thomas Castellanos (128)
2 100-yard Receivers	Sept. 10, 2005 vs. North Carolina Damarius Bilbo (131) and Calvin Johnson (114)	Dec. 22, 2023 by UCF RJ Harvey (120) and Javon Baker (173)
100-yard Rusher & Receiver	Sept. 8, 2018 TaQuon Marshall (113) and Clinton Lynch (111)	Oct. 29, 2022 by Florida State Trey Benson (111) and Johnny Wilson (111)
250 Comb. Yards Rushing	Oct. 12, 2024 at North Carolina Jamal Haynes and Haynes King (277)	Oct. 21, 2023 by Boston College Kye Robichaux and Thomas Castellanos (290)
250 Comb. Yards Receiving	Jan. 1, 2007 vs. West Virginia Calvin Johnson and James Johnson (254)	Oct. 23, 2021 by Virginia Dontayvion Wicks and Keytaon Thompson (257)
20 Comb. Receptions	Nov. 10, 2001 at Virginia Will Glover and Kerry Watkins (21)	Oct. 26, 2013 by Virginia Darius Jennings and Tim Smith (23)



NO. 10 FLORIDA STATE 21

0-1, 0-1

GEORGIA TECH 24

1-0, 1-0

Game 1 • Aug. 24, 2024 • Dublin, Ireland • Aviva Stadium (47,000)

SCORING SUMMARY

	1	2	3	4	F
Florida State	8	6	0	7	21
Georgia Tech	7	7	0	10	24

1st 10:58	FSU	L. Toafili 28 yd rush (B.Courtney rush), 7-75, 04:02	FSU 8 - GT 0
7:26	GT	Z. Pyron 1 yd rush (A.Birr kick), 6-79, 03:24	FSU 8 - GT 7
2nd 11:06	FSU	R.Fitzgerald 52 yd FG, 8-41, 05:11	FSU 11 - GT 7
3:13	GT	J.Haynes 1 yd rush (A.Birr kick), 14-75, 07:53	FSU 11 - GT 14
0:00	FSU	R.Fitzgerald 59 yd FG, 9-34, 03:13	FSU 14 - GT 14
4th 14:57	GT	J.Haynes 2 yd rush (A.Birr kick), 11-89, 06:22	FSU 14 - GT 21
6:33	FSU	R.Williams 1 yd rush (R.Fitzgerald kick), 15-84, 08:18	FSU 21 - GT 21
0:00	GT	A.Birr 44 yd FG, 12-49, 06:33	FSU 21 - GT 24

TEAM STATISTICS

	FSU	GT
First Downs.....	20	18
Rushes-Yards.....	31-98	36-190
Passing Yards.....	193	146
Pass Comp-Att-Int.....	19-27-0	11-16-0
Total Offense.....	291	336
Fumbles-Lost.....	0-0	2-0
Penalties-Yards.....	1-10	3-35
Punts-Yards (Avg./Net).....	2-86 (43.0/33.0)	2-93 (46.5/45)
Kickoffs-Yards (Avg./Net).....	4-259 (64.8/41.0)	4-260 (65.0/42.2)
Punt Returns (No.-Yds.-TD).....	1-3-0	1-0-0
Kickoff Returns (No.-Yds.-TD).....	1-16-0	1-20-0
Interceptions (No.-Yds.-TD).....	0-0-0	0-0-0
Fumble Returns (No.-Yds.-TD).....	0-0-0	0-0-0
Time of Possession.....	30:39	29:21
Third-Down Conversions.....	5-of-12	5-of-9
Fourth-Down Conversions.....	2-of-3	0-of-0
Red-Zone Scores-Chances.....	1-1	3-3
Sacks By (No.-Yds.).....	0-0	1-4
Field Goals.....	2-2	1-2
Points Off Turnovers.....	0	0

INDIVIDUAL STATISTICS

RUSHING: FSU — Roydell Williams 12-38; Lawrance Toafili 8-32; Jaylin Lucas 2-13; Cazia Holmes 2-8; DJ Ulagalelei 6-7; Kam Davis 1-0
 GT — Jamal Haynes 11-75; Haynes King 14-64; Chad Alexander 7-41; Eric Singleton Jr. 1-10; Malik Rutherford 1-9; Zach Pyron 1-1

PASSING: FSU — DJ Ulagalelei 19-27-0, 193
 GT — Haynes King 11-16-0, 146

RECEIVING: FSU — Ja'Khi Douglas 4-55; Malik Benson 4-39; Roydell Williams 3-32; Lawrance Toafili 3-25; Jalen Brown 2-11; Kentron Poitier 1-15; Kyle Morlock 1-12; Jaylin Lucas 1-5
 GT — Malik Rutherford 4-66; Chase Lane 2-31; Eric Singleton Jr. 2-19; Jamal Haynes 2-16; Avery Boyd 1-14

INTERCEPTIONS: FSU — None
 GT — None

FUMBLE RECOVERIES: FSU — None
 GT — None

FORCED FUMBLES: FSU — None
 GT — None

TACKLES FOR LOSS: FSU — Shyheim Brown 1.0-10; DJ Lundy 1.0-2; Daniel Jones/Blake Nichelson 1.0-3
 GT — Kevin Harris II 1.0-4; Ahmari Harvey 1.0-3; Romello Height 1.0-3; Tah J Butler 1.0-3; LaMiles Brooks 1.0-1; Taye Seymore 1.0-1; Kyle Eford/Clayton Powell-Lee 1.0-1

SACKS: FSU — None
 GT — Kevin Harris II 1.0-4

GEORGIA STATE 12

0-1, 0-0

GEORGIA TECH 35

2-0, 1-0

Game 2 • Aug. 31, 2024 • Atlanta, Ga. • Bobby Dodd Stadium (40,113)

SCORING SUMMARY

	1	2	3	4	F
Georgia State	0	3	9	0	12
Georgia Tech	7	7	14	7	35

1st 3:01	GT	J.Haynes 1 yd rush (A.Birr kick), 6-20, 02:34	GSU 0 - GT 7
2nd 3:49	GSU	L. Rickman 21 yd FG, 16-87, 08:24	GSU 3 - GT 7
0:04	GT	H. King 2 yd rush (A.Birr kick), 11-75, 03:45	GSU 3 - GT 14
3rd 13:01	GT	E. Singleton Jr 35 yd rush (A. Birr kick), 4-65, 01:59	GSU 3 - GT 21
11:19	GT	M. Rutherford 52 yd pass from H. King (A. Birr kick), 1-52, 0:08	GSU 3 - GT 28
9:52	GSU	L.Rickman 47 yd FG, 6-45, 01:27	GSU 6 - GT 28
3:42	GSU	D.Fleming 24 yd pass from C.Veillex (2 PT failed), 9-68, 04:08	GSU 12 - GT 28
4th 14:14	GT	A.Boyd 22 yd pass from H.King (A.Birr kick), 9-75, 04:28	GSU 12 - GT 35

TEAM STATISTICS

	GSU	GT
First Downs.....	19	22
Rushes-Yards.....	29-150	34-225
Passing Yards.....	210	274
Pass Comp-Att-Int.....	19-34-0	25-30-1
Total Offense.....	360	499
Fumbles-Lost.....	1-1	0-0
Penalties-Yards.....	4-40	8-72
Punts-Yards (Avg./Net).....	3-138 (46/38.7)	3-123 (41/41)
Kickoffs-Yards (Avg./Net).....	4-255 (63.8/37.5)	6-385 (64.2/39.5)
Punt Returns (No.-Yds.-TD).....	1-0-0	2-22-0
Kickoff Returns (No.-Yds.-TD).....	2-48-0	0-0-0
Interceptions (No.-Yds.-TD).....	1-0-0	0-0-0
Fumble Returns (No.-Yds.-TD).....	0-0-0	1-0-0
Time of Possession.....	29:58	30:02
Third-Down Conversions.....	3-of-12	4-of-9
Fourth-Down Conversions.....	2-of-4	2-of-2
Red-Zone Scores-Chances.....	1-3	3-3
Sacks By (No.-Yds.).....	0-0	0-0
Field Goals.....	1-1	0-0
Points Off Turnovers.....	6	7

INDIVIDUAL STATISTICS

RUSHING: GSU — Freddie Brock 10-61; Sy'veon Wilkerson 8-43; Michel Dukes 3-25; Christian Veilleux 3-22; Jordan Ford 2-3; Tailique Williams 1--1; TEAM 2--3
 GT — Jamal Haynes 17-84; Anthony Carrie 4-41; Eric Singleton Jr. 1-35; Haynes King 5-27; Chad Alexander 5-23; Zach Pyron 2-11

PASSING: GSU — Christian Veilleux 19-34-0, 210, 1 TD
 GT — Haynes King 24-29-1, 275, 2 TDs; Zach Pyron 1-1-0 -1

RECEIVING: GSU — Tailique Williams 5-47; Dorian Fleming 4-68, 1 TD; Ted Hurst 2-26; DJ Riles 2-16; Petey Tucker 2-15; Michel Dukes 2-10; Freddie Brock 1-15; Ja'Cyais Credle 1-13
 GT — Malik Rutherford 7-131, 1 TD; Eric Singleton Jr. 4-43; Avery Boyd 4-27, 1 TD; Chase Lane 2-25; Jamal Haynes 2-12; Ryland Goede 1-16; Jackson Hawes 1-10; Bailey Stockton 1-9; Josh Beetham 1-6; Christian Leary 1-2; Anthony Carrie 1--1.



INTERCEPTIONS: GSU — Kenyatta Watson (1)
 GT — None.

FUMBLE RECOVERIES: GSU — None
 GT — Zeek Biggers (1)

FORCED FUMBLES: GSU — None
 GT — None.

TACKLES FOR LOSS: GSU — Justin Abraham 1.0-1; Jyron Gilmore 1.0-3; Cam Williams 1.0-1; K.D. McDaniel 0.5-3; Gavin Pringle 0.5-3; Dorian Royal 0.5-2; Kevin Swint 0.5-2
 GT — Trenilyas Tatum 2.5-8; Rodney Shelley 2.0-2; LaMiles Brooks 1.0-2; Kyle Eford 1.0-1; Romello Height 0.5-1; Sylvain Youndjouen 0.5-1; Jordan van den Berg 0.5-0

SACKS: GSU — None
 GT — None.

	NO. 23 GEORGIA TECH	28
	2-1, 1-1	
	SYRACUSE	31
	2-0, 1-0	

Game 3 • Sept. 7, 2024 • Syracuse, N.Y. • JMA Wireless Dome (39,550)

SCORING SUMMARY

	1	2	3	4	F
Georgia Tech	7	7	0	14	28
Syracuse	7	14	3	7	31



1st	12:21	SYR	T.Pena 11 yd pass from K.McCord (B.Denaburg kick), 7-75, 2:39	GT 0 - SYR 7
	7:52	GT	H.King 21 yd rush (A.Birr kick), 10-75, 04:29	GT 7 - SYR 7
2nd	12:27	SYR	T.Pena 11 yd pass from K.McCord (B.Denaburg kick), 7-70, 3:18	GT 7 - SYR 14
	6:19	SYR	O.Gadsden II 20 yd pass from K.McCord (B.Denaburg kick) 9-89, 4:18	GT 7 - SYR 21
	4:39	GT	H.King 26 yd rush (A.Birr kick), 4-75, 1:40	GT 14 - SYR 21
3rd	6:51	SYR	B.Denaburg 33 yd FG, 15-65, 6:55	GT 14 - SYR 24
4th	8:39	SYR	O.Gadsden II 17 yd pass from K.McCord (B.Denaburg kick), 7-32, 4:01	GT 14 - SYR 31
	5:08	GT	C.Lane 4 yd pass from H.King (A.Birr kick), 12-75, 3:31	GT 21 - SYR 31
	2:31	GT	J.Haynes 15 yd rush (A.Birr kick), 9-56, 2:35	GT 28 - SYR 31

TEAM STATISTICS

	GT	SYR
First Downs.....	19	27
Rushes-Yards.....	24-112	32-134
Passing Yards.....	266	381
Pass Comp-Att-Int.....	29-40-0	32-46-0
Total Offense.....	378	515
Fumbles-Lost.....	0-0	0-0
Penalties-Yards.....	3-15	5-45
Punts-Yards (Avg./Net).....	4-193 (48.2/43.2)	2-38 (19/19)
Kickoffs-Yards (Avg./Net).....	4-260 (65/40)	6-373 (62.2/38.8)
Punt Returns (No.-Yds.-TD).....	0-0-0	1-0-0
Kickoff Returns (No.-Yds.-TD).....	1-15-0	0-0-0
Interceptions (No.-Yds.-TD).....	0-0-0	0-0-0
Fumble Returns (No.-Yds.-TD).....	0-0-0	0-0-0
Time of Possession.....	23:06	36:54
Third-Down Conversions.....	7-of-14	10-of-17
Fourth-Down Conversions.....	1-of-2	2-of-2
Red-Zone Scores-Chances.....	2-2	5-5
Sacks By (No.-Yds).....	1-5	0-0
Field Goals.....	0-1	1-2
Points Off Turnovers.....	0	0

INDIVIDUAL STATISTICS

RUSHING: GT — Haynes King 6-67; Jamal Haynes 11-35; Anthony Carrie 5-5; Eric Singleton Jr. 1-3; Zach Pyron 1-2
 SYR — LeQuint Allen 15-83; Will Nixon 9-38; Zeed Haynes 1-11; Kyle McCord 3-10; Trebor Pena 1-3
PASSING: GT — Haynes King 29-39-0, 266, 1 TD
 SYR — Kyle McCord 32-46-0, 4 TDs
RECEIVING: GT — Malik Rutherford 7-38; Eric Singleton Jr. 5-86; Jamal Haynes 5-26; Avery Boyd 4-56; Chase Lane 3-27; Bailey Stockton 2-17; Jackson Hawes 2-13; Anthony Carrie 1-3
 SYR — Oronde Gadsden II 6-93; Trebor Pena 5-88; Umari Hatcher 5-67; LeQuint Allen 5-47; Jackson Meeks 4-32; Zeed Haynes 4-27; Will Nixon 1-20; Dan Villari 1-7
INTERCEPTIONS: GT — None.
 SYR — None.
FUMBLE RECOVERIES: GT — None
 SYR — None.
FORCED FUMBLES: GT — None.
 SYR — None.
TACKLES FOR LOSS: GT — Kyle Efford 1.0-5; Syyeed Gibbs 1.0-3; Jordan van den Berg 1.0-2
 SYR — Fadil Diggs 2.0-4; Maraad Watson 0.5-1; Kevin Jobity Jr. 0.5-1
SACKS: FSU — None
 GT — Kyle Efford 1.0-5

	VMI	7
	0-3, 0-0	
	GEORGIA TECH	59
	3-1, 1-1	

Game 4 • Aug. 31, 2024 • Atlanta, Ga. • Bobby Dodd Stadium (31,729)

SCORING SUMMARY

	1	2	3	4	F
VMI	0	0	0	7	7
Georgia Tech	17	21	14	7	59

1st	7:39	A. Birr 28 yd FG, 8-50, 2:14	VMI 0 - GT 3
	4:52	M.Rutherford 35 yd pass from H.King (A.Birr kick), 2-50, 0:41	VMI 0 - GT 10
	0:08	Z.Pyron 1 yd rush (A.Birr kick), 7-73, 3:13	VMI 0 - GT 17
2nd	11:04	Z.Pyron 1 yd rush (A.Birr kick), 6-55, 3:41	VMI 0 - GT 24
	1:49	E.Singleton, Jr. 14 yd pass from H.King (A.Birr kick), 4-42, 1:10	VMI 0 - GT 31
	0:30	A.Boyd 33 yd pass from H.King (A.Birr kick), 5-73, 0:53	VMI 0 - GT 38
3rd	7:38	T.Maddox 3 yd rush (A.Birr kick), 5-60, 2:17	VMI 0 - GT 45
	1:32	L.Blackburn 24 yd pass from Z.Pyron (A.Birr kick), 3-40, 1:19	VMI 0 - GT 52
4th	6:37	E.Horne 2 yd pass from B.Hammonds (C.Beck kick), 10-75, 9:55	VMI 7 - GT 52
	4:29	A.Carrie 2 yd rush (A.Birr kick), 7-65, 2:05	VMI 7 - GT 59

TEAM STATISTICS

	VMI	GT
First Downs.....	5	30
Rushes-Yards.....	28-12	34-190
Passing Yards.....	92	382
Pass Comp-Att-Int.....	13-19-0	23-32-0
Total Offense.....	104	572
Fumbles-Lost.....	1-1	0-0
Penalties-Yards.....	5-50	6-47
Punts-Yards (Avg./Net).....	10-449 (44.9/38)	3-116 (38.7/38.7)
Kickoffs-Yards (Avg./Net).....	2-71 (35.5/27.5)	10-648 (64.8/41)
Punt Returns (No.-Yds.-TD).....	1-0-0	7-69-0
Kickoff Returns (No.-Yds.-TD).....	1-14-0	2-16-0
Interceptions (No.-Yds.-TD).....	0-0-0	0-0-0
Fumble Returns (No.-Yds.-TD).....	0-0-0	1-0-0
Time of Possession.....	30:16	29:44
Third-Down Conversions.....	1-of-13	3-of-8
Fourth-Down Conversions.....	1-of-1	1-of-1
Red-Zone Scores-Chances.....	1-1	6-6
Sacks By (No.-Yds).....	0-0	3-23
Field Goals.....	0-0	1-1
Points Off Turnovers.....	0	3

INDIVIDUAL STATISTICS

RUSHING: VMI — JoJo Crump 5-16; Brady Hammonds 1-14; Hunter Rice 7-10; Aslin Shipe 2-2; Asa Locks 1-2; Cade Cox 4-1; Destin Moore 1--1; Luke Schalow 3--4; TEAM 1--5; Chandler Wilson 3--23
 GT — Trelain Maddox 9-53, 1 TD; Anthony Carrie 4-37, 1 TD; Zach Pyron 4-25, 2 TDs; Jamal Haynes 7-19; Chad Alexander 4-18; Brody Rhodes 2-17; Eric Singleton Jr. 1-15; Daylon Gordon 2-5; Malik Rutherford 1-1
PASSING: VMI — Chandler Wilson 10-15-0, 51; Brady Hammonds 3-4-0, 41, 1 TD
 GT — Haynes King 17-22-0, 275, 3 TDs; Zach Pyron 3-5-0, 58, 1 TD; Aaron Philo 3-5-0, 49
RECEIVING: VMI — Ivan Thorpe 3-24; Hunter Rice 3-13; Ethen Horne 2-7, 1 TD; Owen Sweeney 1-34; Aslin Shipe 1-6; Julio DaSilva 1-5; Luke Schalow 1-2; Destin Moore 1-1
 GT — Eric Singleton Jr. 5-102, 1 TD; Malik Rutherford 4-50, 1 TD; Chase Lane 2-54; Avery Boyd 2-36, 1 TD; Christian Leary 2-25; Bailey Stockton 2-24; Chris Elko 1-41; Leo Blackburn 1-24, 1 TD; Jackson Hawes 1-13; Luke Harpring 1-7; Jamal Haynes 1-5; Abdul Janneh 1-2
INTERCEPTIONS: VMI — None
 GT — None.
FUMBLE RECOVERIES: VMI — None
 GT — Clayton Powell-Lee (1)
FORCED FUMBLES: VMI — None
 GT — Ahmari Harvey (1)
TACKLES FOR LOSS: VMI — Dorien Starnes 1.0-7; Noel Innocent 1.0-4; Isaiah Grevious 1.0-1
 GT — Trenilyas Tatum 2.0-10; Sylvain Yondjouen 1.0-9; Tah'J Butler 1.0-5; Josh Robinson 1.0-5; Taye Seymore 1.0-3; Kyle Efford 1.0-3; Syyeed Gibbs 1.0-1; Jordan van den Berg 0.5-1; Romello Height 0.5-1; Kevin Harris 0.5-1; Thomas Gore 0.5-0
SACKS: VMI — None
 GT — Trenilyas Tatum 1.0-9; Sylvain Yondjouen 1.0-9; Josh Robinson 1.0-5



	GEORGIA TECH	19
	3-2, 1-2	
	No. 19/20 LOUISVILLE	31
	3-0, 1-0	

Game 5 • Sept. 21, 2024 • Louisville, KY • L&N Federal Credit Union Stadium (50,727)

SCORING SUMMARY

	1	2	3	4	F
Georgia Tech	7	7	3	2	19
Louisville	7	10	7	7	31

1st	7:40	GT	H.King 23 yd rush (A.Birr kick), 6-65, 2:34	GT 7 - LOU 0
	2:11	LOU	R.Puryear 0 yd fumble return (B.Travelstead kick), 1:08	GT 7 - LOU 7
2nd	11:20	LOU	C.Bell 37 yd pass from T.Shough (B.Travelstead kick), 7-71, 3:30	GT 7 - LOU 14
	1:56	LOU	B.Travelstead 27 yd FG, 11-75, 7:10	GT 7 - LOU 17
	0:04	GT	J.Haynes 1 yd rush (A.Birr kick), 10-75, 1:52	GT 14 - LOU 17
3rd	2:46	GT	A.Birr 26 yd FG, 13-67, 7:22	GT 17 - LOU 17
	1:43	LOU	J.Brooks 57 yd pass from T.Shough (B.Travelstead kick), 3-75, 1:03	GT 17 - LOU 24
4th	11:23	GT	Safety, T. Shough down in end zone, :05	GT 19 - LOU 24
	7:05	LOU	T.Holloway 55 yd blocked field goal return (B.Travelstead kick), 4:12	GT 19 - LOU 31

TEAM STATISTICS

	GT	LOU
First Downs.....	18	27
Rushes-Yards.....	37-98	27-57
Passing Yards.....	312	269
Pass Comp-Att-Int.....	21-32-0	13-19-0
Total Offense.....	410	326
Fumbles-Lost.....	1-1	0-0
Penalties-Yards.....	6-44	7-69
Punts-Yards (Avg./Net).....	2-113 (56.5/55)	2-95 (47.5/47)
Kickoffs-Yards (Avg./Net).....	4-248 (62/39.5)	7-443 (63.3/39.7)
Punt Returns (No.-Yds.-TD).....	1-1-0	2-3-0
Kickoff Returns (No.-Yds.-TD).....	2-40-0	1-15-0
Interceptions (No.-Yds.-TD).....	0-0-0	0-0-0
Fumble Returns (No.-Yds.-TD).....	0-0-0	1-0-1
Time of Possession.....	31:50	28:10
Third-Down Conversions.....	4-of-15	2-of-9
Fourth-Down Conversions.....	3-of-5	1-of-1
Red-Zone Scores-Chances.....	2-3	1-1
Sacks By (No.-Yds).....	0-0	0-0
Field Goals.....	1-3	1-2
Points Off Turnovers.....	0	7

INDIVIDUAL STATISTICS

RUSHING: GT — Haynes King 14-58, 1 TD; Jamal Haynes 12-25, 1 TD; Trelain Maddox 8-14; Zach Pyron 1-2; Malik Rutherford 1-1; Avery Boyd 1-2
 LOU — Donald Chaney Jr. 10-23; Tyler Shough 4-19; Keyjuan Brown 5-10; Isaac Brown 3-7; Duke Watson 2-4; TEAM 3--6
PASSING: GT — Haynes King 21-32-0, 312
 LOU — Tyler Shough 13-19-0, 269, 2 TDs
RECEIVING: GT — Malik Rutherford 7-113; Eric Singleton Jr. 5-88; Chase Lane 4-22; Jackson Hawes 2-41; Avery Boyd 1-28; Jamal Haynes 1-11; Trelain Maddox 1-9
 LOU — JaCorey Brooks 4-125, 1 TD; Chris Bell 2-82, 1 TD; Jamari Johnson 2-20; Donald Chaney Jr. 1-17; Mark Redman 1-12; Ahmari Huggins-Bruce 1-8; Isaac Brown 1-3; Jadon Thompson 1-2
INTERCEPTIONS: GT — None.
 LOU — None.
FUMBLE RECOVERIES: GT — None
 LOU — Ramon Puryear (1)
FORCED FUMBLES: GT — None.
 LOU — None.
TACKLES FOR LOSS: GT — Romello Height 1-3; Jackson Hamilton 1-2; Thomas Gore 1-2
 LOU — Tramel Logan 2-2; Quincy Riley 1-9; Tahveon Nicholson 1-2; Antonio Watts 1-2; Thor Griffith 1-1; Rene Konga 0.5-2; T.J. Quinn 0.5-2
SACKS: LOU — None
 GT — None

	GEORGIA TECH	24
	4-2, 2-2	
	DUKE	14
	5-1, 1-1	

Game 6 • Oct. 5, 2024 • Atlanta, Ga. • Bobby Dodd Stadium (37,287)

SCORING SUMMARY

	1	2	3	4	F
Duke	0	7	7	0	14
Georgia Tech	7	3	0	14	24



1st	8:36	GT	Z.Pyron 2 yd rush (A.Birr kick), 12-60, 06:16	Duke 0 - GT 7
2nd	10:02	GT	A.Birr 23 yd FG, 13-62, 05:23	Duke 0 - GT 10
	0:26	Duke	E.Pancol 20 yd pass from M.Murphy (T.Pelino kick), 7-50, 02:48	Duke 7 - GT 10
3rd	2:53	Duke	S.Hagans 65 yd pass from M.Murphy (T.Pelino kick), 1-65, 00:11	Duke 14 - GT 10
4th	10:40	GT	J.Haynes 3 yd pass from H.King (A.Birr kick), 14-85, 07:07	Duke 14 - GT 17
	6:36	GT	E.Singleton, Jr. 9 yd pass from H.King (A.Birr kick), 7-70, 03:13	Duke 14 - GT 24

TEAM STATISTICS

	DUKE	GT
First Downs.....	15	25
Rushes-Yards.....	20-74	49-245
Passing Yards.....	205	167
Pass Comp-Att-Int.....	18-31-1	23-31-0
Total Offense.....	279	412
Fumbles-Lost.....	0-0	0-0
Penalties-Yards.....	7-55	5-45
Punts-Yards (Avg./Net).....	5-210 (42/42)	5-203 (40.6/31.8)
Kickoffs-Yards (Avg./Net).....	3-191 (63.7/40.3)	5-324 (64.8/31.4)
Punt Returns (No.-Yds.-TD).....	3-44-0	0-0-0
Kickoff Returns (No.-Yds.-TD).....	1-67-0	3-70-0
Interceptions (No.-Yds.-TD).....	0-0-0	1-15-0
Fumble Returns (No.-Yds.-TD).....	0-0-0	0-0-0
Time of Possession.....	20:33	39:27
Third-Down Conversions.....	3-of-11	7-of-16
Fourth-Down Conversions.....	1-of-2	3-of-3
Red-Zone Scores-Chances.....	1-2	4-4
Sacks By (No.-Yds).....	1-1	1-7
Field Goals.....	0-1	1-1
Points Off Turnovers.....	0	0

INDIVIDUAL STATISTICS

RUSHING: Duke — Star Thomas 14-48; Peyton Jones 5-33; Maalik Murphy 1-7
 GT — Jamal Haynes 19-128; Chad Alexander 10-59; Haynes King 12-30; Eric Singleton Jr. 3-16; Zach Pyron 3-9, 1 TD; Malik Rutherford 1-4; TEAM 1--1
PASSING: Duke — Maalik Murphy 18-31-1, 2 TDs
 GT — Haynes King 23-31-0, 167, 2 TDs
RECEIVING: Duke — Eli Pancol 5-63, 1 TD; Star Thomas 4-7; Que'Sean Brown 3-18; Jordan Moore 2-23; Nicky Dalmolin 2-17; Sahmir Hagans 1-65, 1TD; Javon Harvey 1-12
 GT — Malik Rutherford 8-76; Eric Singleton Jr. 6-42, 1 TD; Jamal Haynes 3-12, 1 TD; Ryland Goede 2-11; Bailey Stockton 1-18; Isiah Canion 1-4; Anthony Carrie 1-2; Chad Alexander 1-2
INTERCEPTIONS: Duke — None
 GT — Ahmari Harvey (1)
FUMBLE RECOVERIES: Duke — None
 GT — None
FORCED FUMBLES: Duke — None
 GT — None
TACKLES FOR LOSS: Duke — Tre Freeman 2.5-5; Ryan Smith 1-3; Joshua Pickett 1.0-1; Aaron Hall 1.0-1; Alex Howard 0.5-1
 GT — Jordan van den Berg 2.0-9; Sylvain Yondjouen 1.0-1; Ahmari Harvey 0.5-2; Taye Seymore 0.5-1
SACKS: Duke — Aaron Hall 1.0-1
 GT — Jordan van den Berg 1.0-7

	GEORGIA TECH	41
	5-2, 3-2	
	NORTH CAROLINA	34
	3-4, 0-3	

Game 7 • Oct. 12, 2024 • Chapel Hill, N.C. • Kenan Memorial Stadium (44,482)

SCORING SUMMARY

	1	2	3	4	F
Georgia Tech	7	13	7	14	41
North Carolina	7	7	10	10	34

1st 06:12	GT	C.Alexander 2 yd rush (A.Birr kick), 6-38, 02:50	GT 7-UNC 0
02:36	UNC	J.Criswell 1 yd rush (N.Burnette kick), 3-78, 01:00	GT 7-UNC 7
2nd 07:36	GT	A.Birr 26 yd FG, 13-66, 06:26	GT 10-UNC 7
01:54	GT	H.King 20 yd rush (A.Birr kick), 8-62, 03:31	GT 17-UNC 7
00:34	UNC	J.Jones 4 yd pass from J.Criswell (N.Burnette kick), 4-75, 01:20	GT 17-UNC 14
00:03	GT	A.Birr 29 yd FG, 5-63, 00:31	GT 20-UNC 14
3rd 06:46	GT	H.King 7 yd rush (A.Birr kick), 8-67, 04:19	GT 27-UNC 14
02:47	UNC	N.Burnette 50 yd FG, 9-28, 03:50	GT 27-UNC 17
01:10	UNC	A.Huzzie 69 yd punt return (N.Burnette kick), 01:37	GT 27-UNC 24
4th 11:18	GT	J.Haynes 4 yd rush (A.Birr kick), 10-75, 04:52	GT 34-UNC 24
03:27	UNC	J.Criswell 1 yd rush (N.Burnette kick), 13-68, 05:32	GT 34-UNC 31
00:44	UNC	N.Burnette 26 yd FG, 9-56, 01:01	GT 34-UNC 34
00:16	GT	J.Haynes 68 yd rush (A.Birr kick), 2-75, 00:28	GT 41-UNC 34

TEAM STATISTICS

	GT	UNC
First Downs.....	25	21
Rushes-Yards.....	48-371	34-201
Passing Yards.....	134	216
Pass Comp-Att-Int.....	12-23-0	18-34-0
Total Offense.....	505	417
Fumbles-Lost.....	1-0	2-2
Penalties-Yards.....	7-59	3-25
Punts-Yards (Avg./Net).....	5-208 (41.6/26.4)	2-79 (39.5/39.5)
Kickoffs-Yards (Avg./Net).....	8-475 (59.4/35.8)	7-453 (64.7/40.3)
Punt Returns (No.-Yds.-TD).....	0-0-0	2-76-1
Kickoff Returns (No.-Yds.-TD).....	1-21-0	4-89-0
Interceptions (No.-Yds.-TD).....	0-0-0	0-0-0
Fumble Returns (No.-Yds.-TD).....	0-0-0	0-0-0
Time of Possession.....	33:27	26:33
Third-Down Conversions.....	4-of-11	4-of-14
Fourth-Down Conversions.....	0-of-0	2-of-3
Red-Zone Scores-Chances.....	6-6	4-4
Sacks By (No.-Yds.).....	3-21	0-0
Field Goals.....	2-3	2-3
Points Off Turnovers.....	7	0

INDIVIDUAL STATISTICS

RUSHING: GT — Jamal Haynes 19-170, 2 TD; Haynes King 11-107, 2 TDs; Chad Alexander 10-61, 1 TD; Mali kRutherford 2-19; Eric Singleton Jr. 1-8; Zach Pyron 5-6
 UNC — Omarion Hampton 18-137; Jacoby Criswell 13-81, 2 TDs; Caleb Hood 2-4; Jordan Shipp 1--13
PASSING: GT — Haynes King 11-22-0, 127; Zach Pyron 1-1-0, 7
 UNC — Jacoby Criswell 17-31-0, 209, 1 TD; Conner Harrell 1-2-0 7; Caleb Hood 0-1-0 0
RECEIVING: GT — Malik Rutherford 3-35; Eric Singleton Jr. 3-19; Luke Harpring 2-36; Avery Boyd 2-19; Ryland Goede 1-16; Jamal Haynes 1-9
 UNC — Omarion Hampton 4-14; J.J. Jones 3-64, 1 TD; Kobe Paysour 3-51; Bryson Nesbit 3-22; John Copenhaver 2-15; Jordan Shipp 1-22; Darwin Barlow 1-17; Nate McCollum 1-13
INTERCEPTIONS: GT — None.
 UNC — None.
FUMBLE RECOVERIES: GT — Ahmari Harvey (2); Jordan van den Berg (1)
 UNC — None.
FORCED FUMBLES: GT — Trenilyas Tatum (1); Syeed Gibbs (1)
 UNC — None.
TACKLES FOR LOSS: GT — Trenilyas Tatum 0.5-7; Makius Scott 0.5-6; Syeed Gibbs 1-5; Sylvain Yondjouen 1-3; Romello Height 1-2
 UNC — Travis Shaw 1-4; Antavious Lane 0.5-2; Amare Campbell 0.5-1
SACKS: GT — Trenilyas Tatum 0.5-7; Makius Scott 0.5-6; Syeed Gibbs 1-5; Sylvain Yondjouen 1-3
 UNC — None

	NO. 12/11 NOTRE DAME	31
	6-1	
	GEORGIA TECH	13
	5-3, 3-2	

Game 8 • Oct. 19, 2024 • Atlanta, Ga. • Mercedes-Benz Stadium (59,021)

SCORING SUMMARY

	1	2	3	4	F
Notre Dame	0	14	7	10	31
Georgia Tech	7	0	0	6	13

1st 0:00	GT	J.Haynes 1 yd rush (A.Birr kick), 13-71, 7:06	ND 0 - GT 7
2nd 7:00	ND	R.Leonard 1 yd rush (Z.Yoakam kick), 14-75, 8:00	ND 7 - GT 7
1:53	ND	R.Leonard 12 yd rush (Z.Yoakam kick), 5-68, 2:51	ND 14 - GT 7
3rd 11:01	ND	J.Love 1 yd rush (Z.Yoakam kick), 6-60, 3:10	ND 21 - GT 7
4th 10:01	ND	Z.Yoakam 42 yd FG, 11-32, 3:59	ND 24 - GT 7
2:37	ND	A.Shuler 36 yd interception return (Z.Yoakam kick), 0-10	ND 31 - GT 7
0:23	GT	C.Lane 6 yd pass from Z.Pyron (2-pt failed), 9-80, 2:08	ND 31 - GT 13

TEAM STATISTICS

	ND	GT
First Downs.....	23	18
Rushes-Yards.....	39-168	29-64
Passing Yards.....	217	269
Pass Comp-Att-Int.....	21-30-1	20-38-2
Total Offense.....	385	333
Fumbles-Lost.....	0-0	1-0
Penalties-Yards.....	5-37	5-25
Punts-Yards (Avg./Net).....	2-75 (37.5/35.5)	4-180 (45/31.5)
Kickoffs-Yards (Avg./Net).....	6-390 (65/40.3)	2-130 (65/40)
Punt Returns (No.-Yds.-TD).....	2-14-0	1-4-0
Kickoff Returns (No.-Yds.-TD).....	0-0-0	4-98-0
Interceptions (No.-Yds.-TD).....	2-36-1	1-27-0
Fumble Returns (No.-Yds.-TD).....	0-0-0	0-0-0
Time of Possession.....	35:45	24:15
Third-Down Conversions.....	4-of-12	4-of-14
Fourth-Down Conversions.....	3-of-4	3-of-5
Red-Zone Scores-Chances.....	4-4	2-3
Sacks By (No.-Yds.).....	2-14	0-0
Field Goals.....	1-2	0-1
Points Off Turnovers.....	10	7

INDIVIDUAL STATISTICS

RUSHING: ND — Jadarian Price 8-69; Riley Leonard 10-51, 2 TDs; Jeremiah Love 14-36, 1 TD; Devyn Ford 2-5; Aneyas Williams 2-5; Tyler Buchner 1-4; TEAM 2--2
 GT — Zach Pyron 13-45; Chad Alexander 5-19; Jamal Haynes 8-15, 1 TD; Eric Singleton Jr. 2-1; TEAM 1--16
PASSING: ND — Riley Leonard 20-29-1, 203; Davis Sherwood 1-1, 14
 GT — Zach Pyron 20-36-2, 269, 1 TD; TEAM 0-2
RECEIVING: ND — Beaux Collins 5-51; Mitchell Evans 4-26; Jeremiah Love 3-57; Jaden Greathouse 3-43; Jayden Harrison 2--1; Kris Mitchell 1-14; Aneyas Williams 1-10; Eli Raridon 1-9; Jayden Thomas 1-8
 GT — Eric Singleton Jr. 6-59; Malik Rutherford 4-32; Bailey Stockton 2-37; Chad Alexander 2-18; Jamal Haynes 2-12; Abdul Janneh 1-60; Avery Boyd 1-25; Jackson Hawes 1-20; Chase Lane 1-6, 1 TD

INTERCEPTIONS: ND — Adon Shuler (1), Xavier Watts (1)
 GT — Warren Burrell (1)

FUMBLE RECOVERIES: ND — None
 GT — None

FORCED FUMBLES: ND — None
 GT — None

TACKLES FOR LOSS: ND — Rylie Mills 1.5-12; Leonard Moore 1.0-16; Jaiden Ausberry 1.0-1; Jaylen Sneed 0.5-2
 GT — Zeek Biggers 2.0-4; Omar Daniels 1.0-3; Jason Moore 1.0-3; Tah'J Butler 1.0-1; Taye Seymore 0.5-2; E.J. Lightsey 0.5-1

SACKS: ND — Rylie Mills 1.5-12; Jaylen Sneed 0.5-2
 GT — None



	GEORGIA TECH	6
	5-4, 3-3	
	VIRGINIA TECH	21
	3-4, 0-3	

Game 9 • Oct. 26, 2024 • Blacksburg, Va. • Lane Stadium (65,633)

SCORING SUMMARY

	1	2	3	4	F
Georgia Tech	3	3	0	0	6
Virginia Tech	0	14	7	0	21

1st 06:12	GT	A.Birr 34 yd FG, 12-59, 5:52	GT 3-VT 0
2nd 13:02	VT	B.Gosnell 20 yd pass from K.Drones (J.Love kick), 4-72, 01:46	GT 3-VT 7
05:39	GT	A.Birr 51 yd FG, 9-36, 03:51	GT 6-VT 7
01:51	VT	K.Drones 6 yd pass from J.Lane (J.Love kick), 9-75, 03:48	GT 6-VT 14
3rd 04:50	VT	K.Drones 1 yd rush (#17 J.Love kick), 5-42, 01:46	GT 6-VT 21

TEAM STATISTICS

	GT	VT
First Downs.....	17	11
Rushes-Yards.....	33-96	33-99
Passing Yards.....	260	134
Pass Comp-Att-Int.....	21-48-2	17-28-0
Total Offense.....	356	233
Fumbles-Lost.....	0-0	1-0
Penalties-Yards.....	4-23	3-22
Punts-Yards (Avg./Net).....	7-318 (45.4/36.1)	10-490 (49.0/46.8)
Kickoffs-Yards (Avg./Net).....	3-195 (65/40)	7-453 (64.7/40.3)
Punt Returns (No.-Yds.-TD).....	4-22-0	7-65-0
Kickoff Returns (No.-Yds.-TD).....	1-16-0	0-0-0
Interceptions (No.-Yds.-TD).....	0-0-0	2-39-0
Fumble Returns (No.-Yds.-TD).....	0-0-0	0-0-0
Time of Possession.....	32:03	27:57
Third-Down Conversions.....	5-of-19	2-of-15
Fourth-Down Conversions.....	1-of-5	1-of-1
Red-Zone Scores-Chances.....	1-2	3-3
Sacks By (No.-Yds.).....	2-19	1-5
Field Goals.....	2-2	0-1
Points Off Turnovers.....	0	7

INDIVIDUAL STATISTICS

RUSHING: GT — Jamal Haynes 18-47; Anthony Carrie 8-33; Zach Pyron 5-10; Aaron Philo 2-6
 VT — Bhayshul Tuten 17-79; Ayden Greene 1-14; Kyron Drones 8-6, 1 TD; Malachi Thomas 3-2; Jaylin Lane 1-2; TEAM 3--4

PASSING: GT — Aaron Philo 11-26-1, 184; Zach Pyron 10-22-1, 76
 VT — Kyron Drones 16-27-0, 128, 1 TD; Jaylin Lane 1-1, 6, 1 TD

RECEIVING: GT — Malik Rutherford 6-53; Eric Singleton Jr. 5-90; Avery Boyd 3-42; Isiah Canion 2-29; Josh Beetham 2-23; Jackson Hawes 1-14; Bailey Stockton 1-7; Abdul Jannah 1-2
 VT — Benji Gosnell 5-59, 1 TD; Da'Quan Felton 3-25; Jaylin Lane 2-6; Bhayshul Tuten 2-5; Kyron Drones 2--2, 1 TD; Stephen Gosnell 1-28; Harrison Saint Germain 1-8; Malachi Thomas 1-5

INTERCEPTIONS: GT — None.
 VT — Jaylen Jones (1-25), Keli Lawson (1-14)

FUMBLE RECOVERIES: GT — None
 VT — None.

FORCED FUMBLES: GT — Romello Height (1)
 VT — None.

TACKLES FOR LOSS: GT — Rodney Shelley (3.0-6); Sylvain Yondjouen (2.5-17); Romello Height (1.5-14); Josh Robinson (1.0-3); Syyed Gibbs (1.0-2); Ahmari Harvey (1.0-1); Tah'J Butler (0.5-1); Zeek Biggers (0.5-0)
 VT — Keonta Jenkins (2.0-3); Wilfried Pene (1.0-5); Aycen Stevens (1.0-3)

SACKS: GT — Romello Height (1.5-14); Sylvain Yondjouen (0.5-5)
 VT — Wilfried Pene (1.0-5)

	NO. 4 MIAMI (FLA.)	23
	9-1, 5-1	
	GEORGIA TECH	28
	6-4, 4-3	

Game 10 • Nov. 9, 2024 • Atlanta, Ga. • Bobby Dodd Stadium (47,358)

SCORING SUMMARY

	1	2	3	4	F
Miami	10	0	6	7	23
Georgia Tech	7	7	7	7	28

1st 12:49	GT	J.Haynes 16 yd rush (A.Birr kick), 4-85, 2:06	MIA 0 - GT 7
11:59	MIA	E.Arroyo 74 yd pass from C.Ward (A.Borregales kick), 2-75, 00:50	MIA 7 - GT 7
7:47	MIA	A.Borregales 41 yd FG, 8-44, 02:35	MIA 10 - GT 7
2nd 12:02	GT	M. Rutherford 5 yd pass from H. King (A.Birr kick), 17-75, 10:45	MIA 10 - GT 14
3rd 6:46	GT	C.Lane 15 yd pass from A.Philo (A.Birr kick), 8-61, 04:27	MIA 10 - GT 21
2:43	MIA	I.Horton 8 yd pass from C.Ward (2-pt failed), 9-83, 03:58	MIA 16 - GT 21
4th 13:09	GT	H.King 5 yd rush (A.Birr kick), 9-75, 04:34	MIA 16 - GT 28
6:07	MIA	X.Restrepo 38 yd pass from C.Ward (A.Borregales kick), 7-78, 02:17	MIA 23 - GT 28

TEAM STATISTICS

	MIA	GT
First Downs.....	23	18
Rushes-Yards.....	24-88	48-271
Passing Yards.....	348	99
Pass Comp-Att-Int.....	25-39-0	11-16-0
Total Offense.....	436	370
Fumbles-Lost.....	1-1	1-0
Penalties-Yards.....	3-35	2-29
Punts-Yards (Avg./Net).....	2-82 (41/41)	5-220 (44/43.6)
Kickoffs-Yards (Avg./Net).....	5-325 (65/45.6)	5-325 (65/41.6)
Punt Returns (No.-Yds.-TD).....	2-2-0	0-0-0
Kickoff Returns (No.-Yds.-TD).....	1-17-0	3-47-0
Interceptions (No.-Yds.-TD).....	0-0-0	0-0-0
Fumble Returns (No.-Yds.-TD).....	0-0-0	1-0-0
Time of Possession.....	25:11	34:49
Third-Down Conversions.....	3-of-10	9-of-14
Fourth-Down Conversions.....	1-of-4	0-of-0
Red-Zone Scores-Chances.....	1-2	4-5
Sacks By (No.-Yds.).....	0-0	3-18
Field Goals.....	1-1	0-0
Points Off Turnovers.....	0	0

INDIVIDUAL STATISTICS

RUSHING: MIA — Damien Martinez 15-81; Mark Fletcher Jr. 4-12; Cam Ward 5--5
 GT — Haynes King 20-93, 1 TD; Jamal Haynes 3-83, 1 TD; Eric Singleton Jr. 6-34; Trey Cooley 6-26; Chad Alexander 3-18; Aaron Philo 3-13; Malik Rutherford 1-4; Anthony Carrie 4-4; TEAM 2--4

PASSING: MIA — Cam Ward 25-39-0, 348, 3 TD
 GT — Aaron Philo 5-10-0, 67, 1 TD; Haynes King 6-6-0, 32, 1 TD

RECEIVING: MIA — Jacoby George 7-88; Isiah Horton 5-37, 1 TD; Xavier Restrepo 4-78, 1 TD; Elijah Arroyo 3-82, 1 TD; Samuel Brown 3-27; Mark Fletcher Jr. 2-26; Damien Martinez 1-10
 GT — Malik Rutherford 4-28, 1 TD; Eric Singleton Jr. 2-14; Jackson Hawes 2-11; Bailey Stockton 1-27; Chase Lane 1-15, 1 TD; Trey Cooley 1-4

INTERCEPTIONS: MIA — None
 GT — None

FUMBLE RECOVERIES: MIA — None
 GT — Jordan van den Berg (1)

FORCED FUMBLES: MIA — None
 GT — Romello Height (1)

TACKLES FOR LOSS: MIA — Jaylin Alderman 2.5-3; Francisco Mauigoa 1-2; Ahmad Moten 1-2; Chase Smith 0.5-2; Rueben Bain Jr. 0.5-2; Tyler Baron 0.5-1
 GT — Kyle Eford 1-10; Romello Height 1-2; Omar Daniels 1-1; Trenilyas Tatum 0.5-3; Thomas Gore 0.5-3

SACKS: MIA — None
 GT — Kyle Eford 1-10; Romello Height 1-2; Trenilyas Tatum 0.5-3; Thomas Gore 0.5-3

	NC STATE	29
	5-6, 2-5	
	GEORGIA TECH	30
	7-4, 5-3	

Game 11 • Nov. 21, 2024 • Atlanta, Ga. • Bobby Dodd Stadium (34,591)

SCORING SUMMARY

	1	2	3	4	F
NC State	7	0	0	22	29
Georgia Tech	7	6	3	14	30

1st 7:18	GT	E.J. Lightsey 21-yd int. return (A.Birr kick)	NCST 0 - GT 7
2:27	NCST	C.Bailey 16 yd rush (K.Vinesett kick), 9-75, 04:51	NCST 7 - GT 7
2nd 12:29	GT	A.Birr 44 yd FG, 10-49, 04:58	NCST 7 - GT 10
5:16	GT	A.Birr 41 yd FG, 11-43, 06:17	NCST 7 - GT 13
3rd 3:55	GT	A.Birr 45 yd FG, 7-60, 03:34	NCST 7 - GT 16
4th 14:47	NCST	C.Bailey 28 yd rush (K.Vinesett kick), 7-75, 04:08	NCST 14 - GT 16
6:40	GT	H.King 3 yd rush (A.Birr kick), 1-3, 00:04	NCST 14 - GT 23
4:07	NCST	C.Bailey 1 yd rush (K.Vinesett kick), 6-75, 02:33	NCST 21 - GT 23
1:30	NCST	H.Smothers 53 yd rush (C.Bailey rush), 4-72, 01:00	NCST 29 - GT 23
0:22	GT	A.Philo 18 yd rush (A.Birr kick), 7-75, 01:08	NCST 29 - GT 30

TEAM STATISTICS

	NCST	GT
First Downs.....	16	19
Rushes-Yards.....	29-253	36-119
Passing Yards.....	147	272
Pass Comp-Att-Int.....	17-30-3	22-36-1
Total Offense.....	400	391
Fumbles-Lost.....	0-0	1-0
Penalties-Yards.....	2-30	5-40
Punts-Yards (Avg./Net).....	5-217 (43.4/43)	5-189 (37.8/33.8)
Kickoffs-Yards (Avg./Net).....	5-325 (65/40)	7-440 (62.9/39.6)
Punt Returns (No.-Yds.-TD).....	0-0-0	1-2-0
Kickoff Returns (No.-Yds.-TD).....	2-38-0	0-0-0
Interceptions (No.-Yds.-TD).....	1-18-0	3-46-1
Fumble Returns (No.-Yds.-TD).....	0-0-0	0-0-0
Time of Possession.....	26:40	33:20
Third-Down Conversions.....	5-of-12	5-of-14
Fourth-Down Conversions.....	0-of-1	0-of-1
Red-Zone Scores-Chances.....	2-2	3-4
Sacks By (No.-Yds.).....	1-6	1-1
Field Goals.....	0-1	3-3
Points Off Turnovers.....	0	14

INDIVIDUAL STATISTICS

RUSHING: NCST — CJ Bailey 9-83, 3 TDs; Hollywood Smothers 7-79, 1 TD; Kendrick Raphael 9-78; Jordan Waters 3-10; KC Concepcion 1-3
 GT — Aaron Philo 7-57, 1 TD; Jamal Haynes 14-37; Haynes King 8-22, 1 TD; Chad Alexander 3-9; Bailey Stockton 1-4; TEAM 1-4; Eric Singleton 2-5

PASSING: NCST — CJ Bailey 17-30-3, 147
 GT — Aaron Philo 19-33-1, 265; Haynes King 3-3-0, 7

RECEIVING: NCST — Jordan Waters 3-45; Dacari Collins 3-42; KC Concepcion 3-21; Justin Joly 3-11; Noah Rogers 2-10; Hollywood Smothers 1-8; Keenan Jackson 1-6; Wesley Grimes 1-4
 GT — Eric Singleton Jr. 5-106; Bailey Stockton 5-54; Avery Boyd 4-45; Jamal Haynes 4-34; Jackson Hawes 1-20; Chase Lane 1-6; Malik Rutherford 1-5; Chad Alexander 1-2

INTERCEPTIONS: NCST — Bishop Fitzgerald
 GT — E.J. Lightsey, Romello Height, Treniyas Tatum

FUMBLE RECOVERIES: NCST — None
 GT — None

FORCED FUMBLES: NCST — None
 GT — None

TACKLES FOR LOSS: NCST — Devon Betty 2-9; DK Kaufman 1-8; Isaiah Crowell 1-2; Kamal Bonner 1-1
 GT — Thomas Gore 2-2; LaMiles Brooks 1-4; Kyle Efford 1-1

SACKS: NCST — Devon Betty 1-6
 GT — Kyle Efford 1-1

	GEORGIA TECH	42
	7-5, 5-3	
	NO. 6 GEORGIA	44
	10-2, 6-2	

Game 12 • Nov. 29, 2024 • Athens, Ga. • Sanford Stadium (93,033)

SCORING SUMMARY

	1	2	3	4	OT1	OT2	OT3	OT4	OT5	OT6	OT7	OT8	F
Georgia Tech	3	14	0	10	7	6	0	0	2	0	0	0	42
Georgia	0	0	6	21	7	6	0	0	2	0	0	2	44

1st 10:38	GT	A.Birr 31 yd FG, 8-61, 4:22	GT 3- UGA 0
2nd 4:40	GT	H.King 2 yd rush (A.Birr kick), 8-66, 3:57	GT 10- UGA 0
2nd 0:30	GT	J.Haynes 4 yd pass from H.King (A.Birr kick), 11-63, 2:30	GT 17- UGA 0
3rd 9:53	UGA	O.Delp 2 yd pass from C.Beck (D.Lovett rush failed), 6-51, 2:39	GT 17- UGA 6
4th 14:17	GT	A.Birr 23 yd FG, 18-90, 10:36	GT 20- UGA 6
4th 8:18	UGA	N.Frazier 1 yd rush (P.Woodring kick), 13-75, 5:59	GT 20- UGA 13
4th 5:37	GT	H.King 11 yd rush (A.Birr kick), 6-75, 2:41	GT 27- UGA 13
4th 3:39	UGA	D.Lovett 17 yd pass from C.Beck (P.Woodring kick), 8-75, 1:58	GT 27- UGA 20
4th 1:01	UGA	D.Lovett 3 yd pass from C.Beck (P.Woodring kick), 5-32, 1:01	GT 27- UGA 27
OT1 ---	UGA	L.Humphreys 14 yd pass from C.Beck (P.Woodring kick), 4-25	GT 27- UGA 34
OT1 ---	GT	E.Singleton, Jr. 12 yd pass from #10 H.King (A.Birr kick), 4-25	GT 34- UGA 34
OT2 ---	GT	H.King 1 yd rush (2-pt failed), 3-25	GT 40- UGA 34
OT2 ---	UGA	C.Jones 25 yd pass from C.Beck (2-pt failed), 1-25	GT 40- UGA 40
OT5 ---	UGA	D.Bell pass from C.Beck	GT 40- UGA 42
OT5 ---	GT	M.Rutherford pass from H.King	GT 42- UGA 42
OT8 ---	UGA	N.Frazier rush	GT 42- UGA 44

TEAM STATISTICS

	GT	UGA
First Downs.....	28	24
Rushes-Yards.....	47-260	26-108
Passing Yards.....	303	297
Pass Comp-Att-Int.....	26-37-0	28-43-0
Total Offense.....	563	405
Fumbles-Lost.....	2-1	3-1
Penalties-Yards.....	5-29	3-27
Punts-Yards (Avg./Net).....	1-38 (38/35)	3-162 (54/53)
Kickoffs-Yards (Avg./Net).....	6-388 (64.7/40.8)	5-318 (63.6/44.8)
Punt Returns (No.-Yds.-TD).....	1-3-0	1-3-0
Kickoff Returns (No.-Yds.-TD).....	1-19-0	1-18-0
Interceptions (No.-Yds.-TD).....	0-0-0	0-0-0
Fumble Returns (No.-Yds.-TD).....	0-0-0	0-0-0
Time of Possession.....	37:11	22:49
Third-Down Conversions.....	7-of-15	6-of-12
Fourth-Down Conversions.....	1-of-3	1-of-2
Red-Zone Scores-Chances.....	7-8	5-6
Sacks By (No.-Yds.).....	2-15	1-1
Field Goals.....	2-3	0-1
Points Off Turnovers.....	7	7

INDIVIDUAL STATISTICS

RUSHING: GT — Haynes King 24-110-3 TDs; Jamal Haynes 13-91; Chad Alexander 5-25; Malik Rutherford 1-20; Eric Singleton Jr. 3-14; Zach Pyron 1-0
 UGA — Nate Frazier 11-50-1 TD; Arian Smith 1-30; Dwight Phillips Jr. 2-13; Carson Beck 7-10; Roderick Robinson II 4-3; Cash 1-2

PASSING: GT — Haynes King 26-36-0, 303, 2 TDs; TEAM 0-1-0
 UGA — Carson Beck 28-43-0, 297, 5 TDs

RECEIVING: GT — Eric Singleton Jr. 8-86, 1 TD; Chase Lane 4-58; Jackson Hawes 4-46; Malik Rutherford 4-43; Jamal Haynes 2-3, 1 TD; Isaiah Canion 1-30; Ryland Goede 1-25; Abdul Jannah Jr. 1-12; Chad Alexander 1-0
 UGA — Dominic Lovett 5-47, 2 TDs; Cash Jones 4-53, 1 TD; Lawson Luckie 3-38; Ben Yurosek 3-29; London Humphreys 3-21, 1 TD; Roderick Robinson II 2-34; Dillon Bell 2-28; Nate Frazier 2-18; Oscar Delp 2-15 1 TD; Arian Smith 2-14

INTERCEPTIONS: GT — None.
 UGA — None

FUMBLE RECOVERIES: GT — Jackson Hamilton
 UGA — Chaz Chambliss

FORCED FUMBLES: GT — Syeed Gibbs; Makius Scott
 UGA — Dan Jackson; Tyrion Ingram-Dawkins

TACKLES FOR LOSS: GT — Clayton Powell-Lee (1-11); Makius Scott (1-4); Jordan van den Berg (1-3)
 UGA — Smael Mondon Jr (1-1); CJ Allen (1-1); Raylen Wilson (1-1)

SACKS: GT — Clayton Powell-Lee (1-11); Makius Scott (1-4)
 UGA — Smael Mondon Jr (1-1)



2024-25 Georgia Tech Football
Game Results
All games

Team Results

	Date	Opponent		Score	Overall	Conf	Time	Attend
*	08/24/2024	vs Florida St.	W	24-21	1-0	1-0	3:00	47998
	08/31/2024	Georgia St.	W	35-12	2-0	1-0	3:12	40113
*	09/07/2024	at Syracuse	L	28-31	2-1	1-1	3:18	39550
	09/14/2024	VMI	W	59-7	3-1	1-1	3:03	31729
*	09/21/2024	at Louisville	L	19-31	3-2	1-2	3:30	50727
*	10/05/2024	Duke	W	24-14	4-2	2-2	3:05	37287
*	10/12/2024	at North Carolina	W	41-34	5-2	3-2	3:33	44482
	10/19/2024	vs Notre Dame	L	13-31	5-3	3-2	3:17	59021
*	10/26/2024	at Virginia Tech	L	6-21	5-4	3-3	3:17	65633
*	11/09/2024	Miami (FL)	W	28-23	6-4	4-3	3:34	47358
*	11/21/2024	NC State	W	30-29	7-4	5-3	3:36	34591
	11/29/2024	at Georgia	Lot8	42-44	7-5	5-3	4:18	93033



2024-25 Georgia Tech Football
Overall Team Statistics
All games

Team Statistics

	GATECH	OPP
Scoring	349	298
Points per game	29.1	24.8
Points Off Turnovers	38	37
First Downs	257	218
Rushing	116	82
Passing	128	118
Penalty	13	18
Rushing Yardage	2241	1442
Yards gained rushing	2422	1665
Yards lost rushing	181	223
Rushing attempts	455	352
Average per rush	4.9	4.1
Average per game	186.8	120.2
TDs Rushing	29	13
Passing Yardage	2884	2709
Comp-Att-Int	244-379-6	240-380-5
Average per pass	7.6	7.1
Average per catch	11.8	11.3
Average per game	240.3	225.8
TDs Passing	14	21
Total offense	5125	4151
Total plays	834	732
Average per play	6.1	5.7
Average per game	427.1	345.9
Kick returns: #-Yards	19-362	14-322
Punt returns: #-Yards	18-123	23-210
Int returns: #-Yards	5-88	6-93
Kick return average	19.1	23.0
Punt return average	6.8	9.1
Int return average	17.6	15.5
Fumbles-Lost	10-2	9-6
Penalties-Yards	60-463	48-445
Average per game	38.6	37.1
Punts-Yards	46-1994	48-2121
Average per punt	43.3	44.2
Net punt average	37.0	41.2
Kickoffs-Yards	64-4078	58-3663
Average per kick	63.7	63.2
Net kick average	39.2	40.4
Time of possession / game	31:01	28:27
3rd-down conversion	64/157	48/149
3rd-down pct	41%	32%
4rd-down conversion	15/27	17/28



2024-25 Georgia Tech Football
Overall Team Statistics
All games

	GATECH	OPP
4rd-down pct	56%	61%
Sacks by-Yards	17-113	6-27
Misc Yards	0	0
Touchdowns scored	44	38
Field goals - attempts	13-20	10-18
On-Side kicks	1-2	0-0
Red-zone scores	(43-49) 88%	(29-34) 85%
Red-zone touchdowns	(34-49) 69%	(24-34) 71%
PAT-attempts	(42-42) 100%	(32-32) 100%
2-point conversion-attempts	(1-8) 13%	(4-12) 33%
Attendance	191078	293425
Games / Avg per game	5/38216	5/58685
Neutral site games	-	2/53510

Score by Periods

Team	1st	2nd	3rd	4th	OT	TOT
Georgia Tech	86	95	48	105	15	349
Opponents	46	75	62	98	17	298



**2024-25 Georgia Tech Football
Individual Statistics
All games**

Rushing

Player	gp	att	gain	loss	net	avg	td	lg	avg/g
Jamal Haynes	12	152	857	49	808	5.3	9	68	67.3
Haynes King	10	114	628	50	578	5.1	11	30	57.8
Chad Alexander	9	52	278	5	273	5.3	1	28	30.3
Eric Singleton, Jr.	12	21	141	10	131	6.2	1	35	10.9
Anthony Carrie	6	25	127	7	120	4.8	1	30	20.0
Zach Pyron	10	36	137	22	115	3.2	4	20	11.5
Aaron Philo	4	12	76	0	76	6.3	1	18	19.0
Trelain Maddox	2	17	68	1	67	3.9	1	14	33.5
Malik Rutherford	12	8	58	0	58	7.3	0	20	4.8
Trey Cooley	2	6	26	0	26	4.3	0	8	13.0
Brody Rhodes	1	2	17	0	17	8.5	0	9	17.0
Daylon Gordon	12	2	5	0	5	2.5	0	3	0.4
Bailey Stockton	12	1	4	0	4	4.0	0	4	0.3
Avery Boyd	12	1	0	2	-2	-2.0	0	0	-0.2
Team	12	6	0	35	-35	-5.8	0	0	-2.9
Total	12	455	2422	181	2241	4.9	29	68	186.8
Opponents	12	352	1665	223	1442	4.1	13	71	120.2

Passing

Player	gp	effic	comp-att-int	pct	yds	td	lg	avg/g
Haynes King	10	155.0	171-236-1	72.5	1910	11	52	191.0
Aaron Philo	4	114.5	38-74-2	51.4	565	1	57	141.3
Zach Pyron	10	107.6	35-65-3	53.8	409	2	60	40.9
Team	12	0.0	0-4-0	0.0	0	0	0	0.0
Total	12	137.3	244-379-6	64.4	2884	14	60	240.3
Opponents	12	138.6	240-380-5	63.2	2709	21	74	225.8

Receiving

Player	gp	no.	yds	avg	td	lg	avg/g
Malik Rutherford	12	59	670	11.4	3	52	55.8
Eric Singleton, Jr.	12	56	754	13.5	3	57	62.8
Jamal Haynes	12	23	134	5.8	2	17	11.2
Avery Boyd	12	22	292	13.3	2	33	24.3
Chase Lane	12	20	244	12.2	3	32	20.3
Jackson Hawes	11	15	188	12.5	0	33	17.1
Bailey Stockton	12	15	193	12.9	0	27	16.1
Ryland Goede	10	5	68	13.6	0	25	6.8
Chad Alexander	9	5	22	4.4	0	12	2.4
Abdul Jannah	12	4	75	18.8	0	60	6.3
Isiah Canion	9	4	63	15.8	0	30	7.0
Josh Beetham	9	3	29	9.7	0	17	3.2
Christian Leary	4	3	27	9.0	0	17	6.8
Luke Harpring	4	3	43	14.3	0	27	10.8
Anthony Carrie	6	3	4	1.3	0	3	0.7
Trey Cooley	2	1	4	4.0	0	4	2.0
Leo Blackburn	9	1	24	24.0	1	24	2.7
Chris Elko	8	1	41	41.0	0	41	5.1
Trelain Maddox	2	1	9	9.0	0	9	4.5
Total	12	244	2884	11.8	14	60	240.3
Opponents	12	240	2709	11.3	21	74	225.8

Punt Returns

Player	no.	yds	avg	td	lg
Rodney Shelley	14	94	6.7	0	26
Bailey Stockton	4	29	7.3	0	20
Total	18	123	6.8	0	26
Opponents	23	210	9.1	1	69

Interceptions

Player	no.	yds	avg	td	lg
Warren Burrell	1	27	27.0	0	27
Romello Height	1	16	16.0	0	16
Ahmari Harvey	1	15	15.0	0	15
Trenilyas Tatum	1	9	9.0	0	9
E.J. Lightsey	1	21	21.0	0	21
Total	5	88	17.6	0	27
Opponents	6	93	15.5	1	36

Kick Returns

Player	no.	yds	avg	td	lg
Eric Singleton, Jr.	11	241	21.9	0	40
Ryland Goede	2	16	8.0	0	12
Christian Leary	2	35	17.5	0	20
Zion Taylor	2	30	15.0	0	15
Jackson Hawes	1	17	17.0	0	17
Bailey Stockton	1	23	23.0	0	23
Total	19	362	19.1	0	40
Opponents	14	322	23.0	0	67

Fumbles Recovered

Player	no.	yds	avg	td	lg
Jordan van den Berg	2	0	0.0	0	0
Ahmari Harvey	1	0	0.0	0	0
Jackson Hamilton	1	0	0.0	0	0
Zeek Biggers	1	0	0.0	0	0
Clayton Powell-Lee	1	0	0.0	0	0
Total	6	0	0.0	0	0
Opponents	2	0	0.0	1	0



**2024-25 Georgia Tech Football
Individual Statistics
All games**

Scoring

Player	td	fg	PAT						pts
			kick	rush	rcv	pass	dxp	saf	
Aidan Birr	-	13-20	42-42	-	-	-	-	-	81
Haynes King	11	-	-	-	-	1	-	-	66
Jamal Haynes	11	-	-	-	-	-	-	-	66
Zach Pyron	4	-	-	-	-	-	-	-	24
Eric Singleton, Jr.	4	-	-	-	-	-	-	-	24
Malik Rutherford	3	-	-	-	1	-	-	-	20
Chase Lane	3	-	-	-	-	-	-	-	18
Avery Boyd	2	-	-	-	-	-	-	-	12
Leo Blackburn	1	-	-	-	-	-	-	-	6
E.J. Lightsey	1	-	-	-	-	-	-	-	6
Chad Alexander	1	-	-	-	-	-	-	-	6
Aaron Philo	1	-	-	-	-	-	-	-	6
Trelain Maddox	1	-	-	-	-	-	-	-	6
Anthony Carrie	1	-	-	-	-	-	-	-	6
Total	44	13-20	42-42	0	1	1	0	1	349
Opponents	38	10-18	32-32	3	1	1	0	0	298

Total Offense

Player	g	plays	rush	pass	total	avg/g
Haynes King	10	350	578	1910	2488	248.8
Jamal Haynes	12	152	808	0	808	67.3
Aaron Philo	4	86	76	565	641	160.3
Zach Pyron	10	101	115	409	524	52.4
Chad Alexander	9	52	273	0	273	30.3
Eric Singleton, Jr.	12	21	131	0	131	10.9
Anthony Carrie	6	25	120	0	120	20.0
Trelain Maddox	2	17	67	0	67	33.5
Malik Rutherford	12	8	58	0	58	4.8
Trey Cooley	2	6	26	0	26	13.0
Brody Rhodes	1	2	17	0	17	17.0
Daylon Gordon	12	2	5	0	5	0.4
Bailey Stockton	12	1	4	0	4	0.3
Avery Boyd	12	1	-2	0	-2	-0.2
Team	12	0	-35	0	-35	-2.9
Total	12	834	2241	2884	5125	427.1
Opponents	12	732	1442	2709	4151	345.9

Field Goals

Player	fg	pct.	01-19	20-29	30-39	40-49	50-99	lg	blk
Aidan Birr	13-20	65.0	0-0	6-7	2-3	4-7	1-3	51	2
Opponents	10-18	55.6	0-0	3-3	1-1	3-7	3-7	59	4

Punting

Player	no.	yds	avg	lg	tb	fc	i20	50+	blk
David Shanahan	46	1994	43.3	61	4	7	13	8	0
Total	46	1994	43.3	61	4	7	13	8	0
Opponents	48	2121	44.2	58	1	16	17	15	1

FG Sequence

Team Name	Georgia Tech	Opponents
Florida St.	51,(44)	(52),(59)
Virginia Tech	(34),(51)	55
Notre Dame	35	(42),46
Georgia	(31),25,(23)	53
Louisville	46,(26),50	52,(27)
Syracuse	45	43,(33)
VMI	(28)	
Duke	(23)	43
North Carolina	(26),(29),49	42,(50),(26)
NC State	(44),(41),(45)	58
Georgia St.		(21),(47)
Miami (FL)		(41)

Kickoffs

Player	no.	yds	avg	tb	ob	retn	net	ydln
Aidan Birr	64	4078	63.7	49	0			
Total	64	4078	63.7	49	0	14	39.2	25
Opponents	58	3663	63.2	35	2	20	40.4	24

Numbers in (parentheses) indicate field goal was made



2024-25 Georgia Tech Football
Individual Statistics
All games

All Purpose

Player	g	rush	rcv	pr	kr	ir	total	avg/g
Eric Singleton, Jr.	12	131	754	0	241	0	1126	93.8
Jamal Haynes	12	808	134	0	0	0	942	78.5
Malik Rutherford	12	58	670	0	0	0	728	60.7
Haynes King	10	578	0	0	0	0	578	57.8
Chad Alexander	9	273	22	0	0	0	295	32.8
Avery Boyd	12	-2	292	0	0	0	290	24.2
Bailey Stockton	12	4	193	29	23	0	249	20.8
Chase Lane	12	0	244	0	0	0	244	20.3
Jackson Hawes	11	0	188	0	17	0	205	18.6
Anthony Carrie	6	120	4	0	0	0	124	20.7
Zach Pyron	10	115	0	0	0	0	115	11.5
Rodney Shelley	11	0	0	94	0	0	94	8.5
Ryland Goede	10	0	68	0	16	0	84	8.4
Aaron Philo	4	76	0	0	0	0	76	19.0
Trelain Maddox	2	67	9	0	0	0	76	38.0
Abdul Janneh	12	0	75	0	0	0	75	6.3
Isiah Canion	9	0	63	0	0	0	63	7.0
Christian Leary	4	0	27	0	35	0	62	15.5
Luke Harpring	4	0	43	0	0	0	43	10.8
Chris Elko	8	0	41	0	0	0	41	5.1
Trey Cooley	2	26	4	0	0	0	30	15.0
Zion Taylor	4	0	0	0	30	0	30	7.5
Josh Beetham	9	0	29	0	0	0	29	3.2
Warren Burrell	10	0	0	0	0	27	27	2.7
Leo Blackburn	9	0	24	0	0	0	24	2.7
E.J. Lightsey	8	0	0	0	0	21	21	2.6
Brody Rhodes	1	17	0	0	0	0	17	17.0
Romello Height	12	0	0	0	0	16	16	1.3
Ahmari Harvey	12	0	0	0	0	15	15	1.3
Trenilyas Tatum	12	0	0	0	0	9	9	0.8
Daylon Gordon	12	5	0	0	0	0	5	0.4
Team	12	-35	0	0	0	0	-35	-2.9
Total	12	2241	2884	123	362	88	5698	474.8
Opponents	12	1442	2709	210	322	93	4776	398.0



2024-25 Georgia Tech Football
Overall Defense Statistics
All games

Team Defense

##	Player	gp	Tackles				tfl/yds	Sacks	Pass defense			Fumbles		blkd	
			ua	a	tot	no-yds		int-yds	brup	qbh	fr-yds	ff	kick	saf	
44	Kyle Efford	10	33	31	64	5.5-21	3-16	.	1	1	
3	Ahmari Harvey	12	45	14	59	2.5-6	.	1-15	2	.	1-0	1	.	.	
0	Trenilyas Tatum	12	34	19	53	5.5-28	2-19	1-9	2	.	.	1	.	.	
5	Clayton Powell-Lee	12	29	19	48	1.5-12	1-11	.	3	1	1-0	.	.	.	
7	Taye Seymore	10	28	18	46	3-7	.	.	2	
21	Omar Daniels	11	30	15	45	2-4	.	.	3	
1	LaMiles Brooks	11	20	15	35	3-7	.	.	2	1	
9	Romello Height	12	18	16	34	6.5-26	2.5-16	1-16	.	4	.	2	.	.	
17	Jackson Hamilton	12	11	15	26	1-2	1-0	.	.	.	
4	Warren Burrell	10	21	3	24	.	.	1-27	4	
32	Sylvain Yondjouen	12	14	9	23	6-31	2.5-17	.	5	7	
15	Tah'j Butler	12	14	7	21	3.5-10	.	.	.	1	
16	Syeed Gibbs	9	14	7	21	4-11	1-5	.	1	.	.	2	1	.	
99	Jordan van den Berg	12	12	8	20	5-15	1-7	.	.	1	2-0	.	.	.	
27	Josh Robinson	12	10	10	20	2-8	1-5	.	1	1	
88	Zeek Biggers	12	10	9	19	2.5-4	.	.	3	1	1-0	.	2	.	
6	Rodney Shelley	11	15	4	19	5-8	.	.	4	1	.	.	1	.	
2	E.J. Lightsey	8	9	8	17	0.5-1	.	1-21	
8	Makius Scott	12	5	8	13	1.5-10	1.5-10	.	2	1	.	1	.	.	
59	Thomas Gore	12	8	5	13	4-7	0.5-3	
11	Kevin Harris	12	8	3	11	1.5-5	1-4	.	.	2	
23	Zachary Tobe	11	8	2	10	.	.	.	3	
21	Daylon Gordon	12	7	1	8	
90	Jordan Boyd	9	2	4	6	
28	Austin Dean	11	5	1	6	
95	Jason Moore	12	2	3	5	1-3	
4	Abdul Janneh	12	3	2	5	
20	Christian Pritchett	10	2	2	4	
98	Amontrae Bradford	9	1	1	2	1	.	
86	Ryland Goede	10	1	.	1	
2	Eric Singleton, Jr.	12	1	.	1	
39	Will Kiker	5	.	1	1	
89	Chris Elko	8	1	.	1	
12	Aaron Philo	4	1	.	1	
	Totals	12	422	260	682	67-226	17-113	5-88	38	22	6-0	7	5	1	
	Opponents	12	451	370	821	52-170	6-27	6-93	36	31	2-0	5	2	0	



2024-25 Georgia Tech Football
 Passing Game-by-Game
 All games

#5 Zach Pyron	Comp	Att	Int	Pct	Yards	TD	Long	Sacked	Effic.
Georgia St.	1	1	0	100.0	-1	0	0	0-0	91.6
VMI	3	5	0	60.0	58	1	24	0-0	223.4
North Carolina	1	1	0	100.0	7	0	7	0-0	158.8
Notre Dame	20	36	2	55.6	269	1	60	2-14	116.4
Virginia Tech	10	22	1	45.5	76	0	17	1-5	65.4
Totals	35	65	3	53.8	409	2	60	3-19	107.6

#10 Haynes King	Comp	Att	Int	Pct	Yards	TD	Long	Sacked	Effic.
Florida St.	11	16	0	68.8	146	0	42	0-0	145.4
Georgia St.	24	29	1	82.8	275	2	52	0-0	178.3
Syracuse	29	39	0	74.4	266	1	45	0-0	140.1
VMI	17	22	0	77.3	275	3	50	0-0	227.3
Louisville	21	32	0	65.6	312	0	51	0-0	147.5
Duke	23	31	0	74.2	167	2	24	1-1	140.7
North Carolina	11	22	0	50.0	127	0	27	0-0	98.5
Miami (FL)	6	6	0	100.0	32	1	11	0-0	199.8
NC State	3	3	0	100.0	7	0	5	1-6	119.6
Georgia	26	36	0	72.2	303	2	33	1-1	161.3
Totals	171	236	1	72.5	1910	11	52	3-8	155.0

#12 Aaron Philo	Comp	Att	Int	Pct	Yards	TD	Long	Sacked	Effic.
VMI	3	5	0	60.0	49	0	41	0-0	142.3
Virginia Tech	11	26	1	42.3	184	0	57	0-0	94.1
Miami (FL)	5	10	0	50.0	67	1	27	0-0	139.3
NC State	19	33	1	57.6	265	0	49	0-0	119.0
Totals	38	74	2	51.4	565	1	57	0-0	114.5



**2024-25 Georgia Tech Football
Rushing/Receiving Game-by-Game
All games**

Rushing

Player	No-Yds/TD	FSU	GSU	SU	VMI	LOU	DU	UNC	ND	VT	UM	NCSU	UG
Jamal Haynes	152-808/9	11-75/2	17-84/1	11-35/1	7-19/0	12-25/1	19-128/0	19-170/2	8-15/1	18-47/0	3-83/1	14-36/0	13-91/0
Haynes King	114-578/11	14-64/0	5-27/1	6-67/2	-	14-58/1	12-30/0	11-107/2	DNP	DNP	20-93/1	8-22/1	24-110/3
Chad Alexander	52-273/1	7-41/0	5-23/0	DNP	4-18/0	DNP	10-59/0	10-61/1	5-19/0	DNP	3-18/0	3-9/0	5-25/0
Zach Pyron	36-115/4	1-1/1	2-15/0	1-2/0	4-25/2	1-2/0	3-9/1	5-6/0	13-45/0	5-10/0	DNP	DNP	1-0/0
Anthony Carrie	25-120/1	DNP	4-41/0	5-5/0	4-37/1	DNP	-	DNP	DNP	8-33/0	4-4/0	DNP	DNP
Eric Singleton, Jr.	21-131/1	1-10/0	1-35/1	1-3/0	1-15/0	-	3-16/0	1-8/0	2-1/0	-	6-34/0	2-5/0	3-14/0
Trelain Maddox	17-67/1	DNP	DNP	DNP	9-53/1	8-14/0	DNP	DNP	DNP	DNP	DNP	DNP	DNP
Aaron Philo	12-76/1	DNP	DNP	DNP	-	DNP	DNP	DNP	DNP	2-6/0	3-13/0	7-57/1	DNP
Malik Rutherford	8-58/0	1-9/0	-	-	1-1/0	1-1/0	1-4/0	2-19/0	-	-	1-4/0	-	1-20/0
Trey Cooley	6-26/0	-	DNP	DNP	DNP	DNP	DNP	DNP	DNP	DNP	6-26/0	DNP	DNP
Brody Rhodes	2-17/0	DNP	DNP	DNP	2-17/0	DNP	DNP	DNP	DNP	DNP	DNP	DNP	DNP
Daylon Gordon	2-5/0	-	-	-	2-5/0	-	-	-	-	-	-	-	-
Bailey Stockton	1-4/0	-	-	-	-	-	-	-	-	-	-	1-4/0	-
Avery Boyd	1--2/0	-	-	-	-	1--2/0	-	-	-	-	-	-	-

Receiving

Player	No-Yds/TD	FSU	GSU	SU	VMI	LOU	DU	UNC	ND	VT	UM	NCSU	UG
Malik Rutherford	59-670/3	4-66/0	7-131/1	7-38/0	4-50/1	7-113/0	8-76/0	3-35/0	4-32/0	6-53/0	4-28/1	1-5/0	4-43/0
Eric Singleton, Jr.	56-754/3	2-19/0	4-43/0	5-86/0	5-102/1	5-88/0	6-42/1	3-19/0	6-59/0	5-90/0	2-14/0	5-106/0	8-86/1
Jamal Haynes	23-134/2	2-16/0	2-6/0	5-26/0	1-5/0	1-11/0	3-12/1	1-9/0	2-12/0	-	-	4-34/0	2-3/1
Avery Boyd	22-292/2	1-14/0	4-27/1	4-56/0	2-36/1	1-28/0	-	2-19/0	1-25/0	3-42/0	-	4-45/0	-
Chase Lane	20-244/3	2-31/0	2-25/0	3-27/1	2-54/0	4-22/0	-	-	1-6/1	-	1-15/1	1-6/0	4-58/0
Bailey Stockton	15-193/0	-	1-9/0	2-17/0	2-24/0	-	1-18/0	-	2-37/0	1-7/0	1-27/0	5-54/0	-
Jackson Hawes	15-188/0	-	1-10/0	2-13/0	1-13/0	2-41/0	-	DNP	1-20/0	1-14/0	2-11/0	1-20/0	4-46/0
Ryland Goede	5-68/0	-	1-16/0	-	-	-	2-11/0	1-16/0	DNP	DNP	-	-	1-25/0
Chad Alexander	5-22/0	-	-	DNP	-	DNP	1-2/0	-	2-18/0	DNP	-	1-2/0	1-0/0
Abdul Janneh	4-75/0	-	-	-	1-1/0	-	-	-	1-60/0	1-2/0	-	-	1-12/0
Isiah Canion	4-63/0	DNP	DNP	DNP	-	-	1-4/0	-	-	2-29/0	-	-	1-30/0
Luke Harpring	3-43/0	DNP	DNP	-	1-7/0	DNP	DNP	2-36/0	-	DNP	DNP	DNP	DNP
Josh Beetham	3-29/0	-	1-6/0	-	-	-	DNP	DNP	DNP	2-23/0	-	-	-
Christian Leary	3-27/0	-	1-2/0	-	2-25/0	DNP	DNP	DNP	DNP	DNP	DNP	DNP	DNP
Anthony Carrie	3-4/0	DNP	1--1/0	1-3/0	-	DNP	1-2/0	DNP	DNP	-	-	DNP	DNP
Chris Elko	1-41/0	DNP	DNP	DNP	1-41/0	DNP	-	-	-	-	-	-	-
Leo Blackburn	1-24/1	-	-	-	1-24/1	-	-	-	DNP	-	-	DNP	DNP
Trelain Maddox	1-9/0	DNP	DNP	DNP	-	1-9/0	DNP	DNP	DNP	DNP	DNP	DNP	DNP
Trey Cooley	1-4/0	-	DNP	DNP	DNP	DNP	DNP	DNP	DNP	DNP	1-4/0	DNP	DNP



**2024-25 Georgia Tech Football
Total Tackles Game-by-Game
All games**

Total Tackles

Player	S-A	Total	FSU	GSU	SU	VMI	LOU	DU	UNC	ND	VT	UM	NCSU	UG
Kyle Efford	33-31	64	1-9	5-8	5-1	1-2	6-1	1-2	6-4	DNP	DNP	2-4	3-0	3-0
Ahmari Harvey	45-14	59	6-2	3-0	5-3	3-0	1-0	5-2	3-2	3-1	4-0	6-2	3-1	3-1
Trenilyas Tatum	34-19	53	3-3	2-1	3-1	2-0	3-0	3-2	4-2	2-2	3-4	4-3	2-0	3-1
Clayton Powell-Lee	29-19	48	3-1	3-4	1-2	-	2-2	1-1	2-1	4-1	1-1	2-3	6-2	4-1
Taye Seymore	28-18	46	1-0	1-1	6-4	0-4	4-0	2-3	2-1	5-2	4-2	3-1	DNP	DNP
Omar Daniels	30-15	45	4-0	2-0	4-1	2-1	1-1	3-0	1-3	2-2	DNP	5-2	3-1	3-4
LaMiles Brooks	20-15	35	3-4	4-0	1-1	DNP	-	1-0	-	4-1	2-4	2-3	3-2	-
Romello Height	18-16	34	2-1	1-3	2-2	0-4	3-2	1-1	3-0	1-1	2-2	2-0	1-0	-
Jackson Hamilton	11-15	26	-	-	2-0	1-0	1-1	0-1	0-2	2-0	0-2	0-1	3-3	2-5
Warren Burrell	21-3	24	-	5-1	5-0	1-0	1-1	2-0	3-0	1-0	3-1	DNP	DNP	-
Sylvain Yondjouen	14-9	23	1-0	1-2	1-1	1-0	1-1	1-0	2-0	2-2	2-1	0-1	1-0	1-1
Tah'j Butler	14-7	21	1-1	1-0	-	4-1	2-1	-	-	3-0	1-3	-	1-1	1-0
Syeed Gibbs	14-7	21	DNP	DNP	1-1	2-1	2-0	1-2	2-2	3-1	1-0	DNP	-	2-0
Jordan van den Berg	12-8	20	-	0-2	1-0	2-2	-	3-0	2-1	-	1-0	-	0-2	3-1
Josh Robinson	10-10	20	1-3	1-1	1-2	2-1	0-1	-	1-1	1-0	2-0	0-1	-	1-0
Rodney Shelley	15-4	19	1-1	3-0	1-0	-	-	1-0	2-0	DNP	4-0	1-1	2-1	0-1
Zeek Biggers	10-9	19	1-2	1-0	1-1	0-1	0-2	-	2-1	5-0	0-1	0-1	-	-
E.J. Lightsey	9-8	17	1-0	1-0	DNP	DNP	DNP	DNP	0-1	2-1	1-1	3-3	0-1	1-1
Thomas Gore	8-5	13	-	0-1	0-1	0-1	1-0	-	-	3-0	0-1	0-1	2-0	2-0
Makius Scott	5-8	13	0-1	-	0-1	-	0-1	-	1-3	1-0	0-1	0-1	-	3-0
Kevin Harris	8-3	11	2-0	-	2-0	2-1	-	-	-	-	0-1	1-0	-	1-1
Zachary Tobe	8-2	10	2-0	-	-	3-0	0-1	-	DNP	1-0	-	-	-	2-1
Daylon Gordon	7-1	8	1-0	-	-	-	-	1-0	1-0	1-0	2-1	1-0	-	-
Austin Dean	5-1	6	1-0	1-0	-	-	-	1-0	DNP	1-0	1-1	-	-	-
Jordan Boyd	2-4	6	DNP	DNP	-	1-2	0-1	1-1	-	-	-	DNP	-	-
Abdul Janneh	3-2	5	-	-	-	-	-	-	0-2	1-0	-	1-0	-	1-0
Jason Moore	2-3	5	-	-	-	-	-	0-1	0-1	1-0	1-1	-	-	-
Christian Pritchett	2-2	4	DNP	DNP	-	0-1	-	-	1-0	-	0-1	1-0	-	-
Amontrae Bradford	1-1	2	DNP	-	-	1-0	-	DNP	0-1	DNP	-	-	-	-
Eric Singleton, Jr.	1-0	1	-	-	-	-	-	-	-	-	1-0	-	-	-
Aaron Philo	1-0	1	DNP	DNP	DNP	-	DNP	DNP	DNP	DNP	1-0	-	-	DNP
Ryland Goede	1-0	1	-	-	-	-	-	-	-	DNP	DNP	-	1-0	-
Chris Elko	1-0	1	DNP	DNP	DNP	-	DNP	-	-	-	-	-	1-0	-
Will Kiker	0-1	1	DNP	DNP	DNP	DNP	DNP	DNP	DNP	-	0-1	-	-	-



**2024-25 Georgia Tech Football
Team Game-by-Game
All games**

Date	Opponent	Rushing				Receiving				Passing				Kick Returns				Punt Returns				tot off		
		no.	yds	td	lg	no.	yds	td	lg	cmp	att	int	yds	td	lg	no.	yds	td	lg	no.	yds		td	lg
08/24/2024	vs Florida St.	36	190	3	36	11	146	0	42	11	16	0	146	0	42	1	20	0	20	1	0	0	0	336
08/31/2024	Georgia St.	34	225	3	35	25	274	2	52	25	30	1	274	2	52	0	0	0	0	2	22	0	15	499
09/07/2024	at Syracuse	24	112	3	26	29	266	1	45	29	40	0	266	1	45	1	15	0	15	0	0	0	0	378
09/14/2024	VMI	34	190	4	29	23	382	4	50	23	32	0	382	4	50	2	16	0	12	7	69	0	26	572
09/21/2024	at Louisville	37	98	2	26	21	312	0	51	21	32	0	312	0	51	2	40	0	23	1	1	0	1	410
10/05/2024	Duke	49	245	1	39	23	167	2	24	23	31	0	167	2	24	3	70	0	40	0	0	0	0	412
10/12/2024	at North Carolina	48	371	5	68	12	134	0	27	12	23	0	134	0	27	1	21	0	21	0	0	0	0	505
10/19/2024	vs Notre Dame	29	64	1	20	20	269	1	60	20	38	2	269	1	60	4	98	0	31	1	4	0	4	333
10/26/2024	at Virginia Tech	33	96	0	17	21	260	0	57	21	48	2	260	0	57	1	16	0	16	4	22	0	16	356
11/09/2024	Miami (FL)	48	271	2	65	11	99	2	27	11	16	0	99	2	27	3	47	0	17	0	0	0	0	370
11/21/2024	NC State	36	119	2	18	22	272	0	49	22	36	1	272	0	49	0	0	0	0	1	2	0	2	391
11/29/2024	at Georgia	47	260	3	44	26	303	2	33	26	37	0	303	2	33	1	19	0	19	1	3	0	3	563
Georgia Tech		455	2241	29	68	244	2884	14	60	244-379-6	2884	14	60	19	362	0	40	18	123	0	26	5125		
Opponents		352	1442	13	71	240	2709	21	74	240-380-5	2709	21	74	14	322	0	67	23	210	1	69	4151		

Georgia Tech Averages

Games	Avg/ rush	Avg/ catch	Pass effic	KR avg	PR avg	All purpose avg/game	Total offense avg/game
12	4.9	11.8	137.3	19.1	6.8	474.8	427.1

Date	Opponent	Tackles				Sacks	Fumble	Pass Defense			blkd	PAT attempts			off				
		ua	a	total	tfl-yds	no-yds	ff	fr	yds	int-yds	qbh	brup	kick	kick	rush	rcv	saf	t/o	pts
08/24/2024	vs Florida St.	35	28	63	7.0-17	1-4	0	0-0	0-0	1	1	0	3-3	0	0	0	0	0	24
08/31/2024	Georgia St.	35	24	59	8.0-15	0-0	0	1-0	0-0	1	4	0	5-5	0	0	0	7	35	
09/07/2024	at Syracuse	42	22	64	3.0-10	1-5	0	0-0	0-0	1	6	2	4-4	0	0	0	0	28	
09/14/2024	VMI	28	22	50	10.0-39	3-23	1	1-0	0-0	0	2	0	8-8	0	0	0	3	59	
09/21/2024	at Louisville	28	16	44	3.0-7	0-0	0	0-0	0-0	4	0	1	2-2	0	0	1	0	19	
10/05/2024	Duke	28	16	44	4.0-13	1-7	0	0-0	1-15	1	4	0	3-3	0	0	0	0	24	
10/12/2024	at North Carolina	38	28	66	4.0-23	3-21	2	2-0	0-0	6	6	1	5-5	0	0	0	0	41	
10/19/2024	vs Notre Dame	49	14	63	6.0-14	0-0	0	0-0	1-27	1	1	0	1-1	0	0	0	7	13	
10/26/2024	at Virginia Tech	37	30	67	11.0-44	2-19	1	0-0	0-0	4	3	1	0-0	0	0	0	0	6	
11/09/2024	Miami (FL)	34	28	62	4.0-19	3-18	1	1-0	0-0	3	3	0	4-4	0	0	0	0	28	
11/21/2024	NC State	32	14	46	4.0-7	1-1	0	0-0	3-46	0	5	0	3-3	0	0	0	14	30	
11/29/2024	at Georgia	36	18	54	3.0-18	2-15	2	1-0	0-0	0	3	0	4-4	0	1	0	7	42	
Georgia Tech		422	260	682	67.0-226	17-113	7	6-0	5-88	22	38	5	42-42	0	1	1	38	349	
Opponents		451	370	821	52.0-170	6-27	5	2-0	6-93	31	36	2	32-32	3	1	0	37	298	

Date	Opponent	Punting								Field Goals			Kickoffs							
		no.	yds	avg	long	blkd	tb	fc	50+	i20	md-att	long	blkd	no.	yds	avg	tb	ob		
08/24/2024	vs Florida St.	2	93	46.5	49	0	0	0	0	0	0	0	1-2	44	0	4	260	65.0	3	0
08/31/2024	Georgia St.	3	123	41.0	47	0	0	2	0	1	0-0	0	0	0	6	385	64.2	4	0	
09/07/2024	at Syracuse	4	193	48.3	61	0	1	1	1	2	0-1	0	0	4	260	65.0	4	0		
09/14/2024	VMI	3	116	38.7	41	0	0	0	0	2	1-1	28	0	10	648	64.8	8	0		
09/21/2024	at Louisville	2	113	56.5	58	0	0	0	2	2	1-3	26	1	4	248	62.0	3	0		
10/05/2024	Duke	5	203	40.6	53	0	0	1	2	2	1-1	23	0	5	324	64.8	4	0		
10/12/2024	at North Carolina	5	208	41.6	52	0	0	0	1	1	2-3	29	0	8	475	59.4	4	0		
10/19/2024	vs Notre Dame	4	180	45.0	54	0	2	0	1	0	0-1	0	1	2	130	65.0	2	0		
10/26/2024	at Virginia Tech	7	318	45.4	54	0	0	0	1	0	2-2	51	0	3	195	65.0	3	0		
11/09/2024	Miami (FL)	5	220	44.0	47	0	0	1	0	1	0-0	0	0	5	325	65.0	4	0		
11/21/2024	NC State	5	189	37.8	46	0	1	2	0	2	3-3	45	0	7	440	62.9	5	0		
11/29/2024	at Georgia	1	38	38.0	38	0	0	0	0	0	2-3	31	0	6	388	64.7	5	0		
Georgia Tech		46	1994	43.3	61	0	4	7	8	13	13-20	51	2	64	4078	63.7	49	0		



2024-25 Georgia Tech Football
Team Game-by-Game
All games

Date	Opponent	Punting										Field Goals			Kickoffs				
		no.	yds	avg	long	blkd	tb	fc	50+	i20	md-att	long	blkd	no.	yds	avg	tb	ob	
Opponents		48	2121	44.2	58	1	1	16	15	17	10-18	59	4	58	3663	63.2	35	2	



2024-25 Georgia Tech Football Opponents Game-by-Game All games

Date	Opponent	Rushing				Receiving				Passing				Kick Returns				Punt Returns				tot off		
		no.	yds	td	lg	no.	yds	td	lg	cmp	att	int	yds	td	lg	no.	yds	td	lg	no.	yds		td	lg
08/24/2024	vs Florida St.	31	98	2	28	19	193	0	21	19	27	0	193	0	21	1	16	0	16	1	3	0	3	291
08/31/2024	Georgia St.	29	150	0	41	19	210	1	28	19	34	0	210	1	28	2	48	0	30	1	0	0	0	360
09/07/2024	at Syracuse	32	134	0	24	32	381	4	32	32	46	0	381	4	32	0	0	0	0	1	0	0	0	515
09/14/2024	VMI	28	12	0	14	13	92	1	34	13	19	0	92	1	34	1	14	0	14	1	0	0	0	104
09/21/2024	at Louisville	27	57	0	9	13	269	2	57	13	19	0	269	2	57	1	15	0	15	2	3	0	3	326
10/05/2024	Duke	20	74	0	20	18	205	2	65	18	31	1	205	2	65	1	67	0	67	3	44	0	23	279
10/12/2024	at North Carolina	34	201	2	71	18	216	1	53	18	34	0	216	1	53	4	89	0	39	2	76	1	69	417
10/19/2024	vs Notre Dame	39	168	3	23	21	217	0	28	21	30	1	217	0	28	0	0	0	0	2	14	0	12	385
10/26/2024	at Virginia Tech	33	99	1	41	17	134	2	31	17	28	0	134	2	31	0	0	0	0	7	65	0	25	233
11/09/2024	Miami (FL)	24	88	0	14	25	348	3	74	25	39	0	348	3	74	1	17	0	17	2	2	0	2	436
11/21/2024	NC State	29	253	4	53	17	147	0	28	17	30	0	147	0	28	2	38	0	22	0	0	0	0	400
11/29/2024	at Georgia	26	108	1	30	28	297	5	25	28	43	0	297	5	25	1	18	0	18	1	3	0	3	405
Opponents		352	1442	13	71	240	2709	21	74	240	380	5	2709	21	74	14	322	0	67	23	210	1	69	4151
Georgia Tech		455	2241	29	68	244	2884	14	60	244	379	6	2884	14	60	19	362	0	40	18	123	0	26	5125

Opponents Averages

Games	Avg/ rush	Avg/ catch	Pass effic	KR avg	PR avg	All purpose avg/game	Total offense avg/game
12	4.1	11.3	138.6	23.0	9.1	398.0	345.9

Date	Opponent	Tackles			Sacks	Fumble	Pass Defense			blkd kick	PAT attempts	off							
		ua	a	total			tfl-yds	no-yds	ff			fr-yds	int-yds	qbh	brup	kick	rush	rcv	saf
08/24/2024	vs Florida St.	35	20	55	3.0-18	0-0	0	0-0	0-0	1	1	0	1-1	1	0	0	0	0	21
08/31/2024	Georgia St.	41	20	61	5.0-15	0-0	0	0-0	1-0	1	4	0	0-0	0	0	0	6	12	
09/07/2024	at Syracuse	30	22	52	3.0-5	0-0	0	0-0	0-0	3	3	0	4-4	0	0	0	31		
09/14/2024	VMI	38	18	56	3.0-12	0-0	1	0-0	0-0	1	3	0	1-1	0	0	0	7		
09/21/2024	at Louisville	32	50	82	7.0-20	0-0	1	1-0	0-0	6	1	1	4-4	0	0	7	31		
10/05/2024	Duke	47	38	85	6.0-11	1-1	0	0-0	0-0	1	1	0	2-2	0	0	14			
10/12/2024	at North Carolina	37	32	69	2.0-7	0-0	0	0-0	0-0	7	2	0	4-4	0	0	34			
10/19/2024	vs Notre Dame	36	22	58	4.0-31	2-14	1	0-0	2-36	4	5	1	4-4	0	0	31			
10/26/2024	at Virginia Tech	33	44	77	5.0-16	1-5	0	0-0	2-39	7	5	0	3-3	0	0	21			
11/09/2024	Miami (FL)	33	36	69	6.0-12	0-0	0	0-0	0-0	0	3	0	2-2	0	0	23			
11/21/2024	NC State	37	36	73	5.0-20	1-6	0	0-0	1-18	0	5	0	3-3	1	0	29			
11/29/2024	at Georgia	52	32	84	3.0-3	1-1	2	1-0	0-0	0	3	0	4-4	1	1	44			
Opponents		451	370	821	52.0-170	6-27	5	2-0	6-93	31	36	2	32-32	3	1	0	37	298	
Georgia Tech		422	260	682	67.0-226	17-113	7	6-0	5-88	22	38	5	42-42	0	1	1	38	349	

Date	Opponent	Punting									Field Goals			Kickoffs				
		no.	yds	avg	long	blkd	tb	fc	50+	i20	md-att	long	blkd	no.	yds	avg	tb	ob
08/24/2024	vs Florida St.	2	86	43.0	44	0	1	0	0	1	2-2	59	0	4	259	64.8	3	0
08/31/2024	Georgia St.	3	138	46.0	55	0	0	0	1	1	2-2	47	0	4	255	63.8	3	1
09/07/2024	at Syracuse	2	38	19.0	38	1	0	0	0	1	1-2	33	1	6	373	62.2	4	1
09/14/2024	VMI	10	449	44.9	57	0	0	1	3	1	0-0	0	0	2	71	35.5	0	0
09/21/2024	at Louisville	2	95	47.5	56	0	0	1	1	1	1-2	27	1	7	443	63.3	5	0
10/05/2024	Duke	5	210	42.0	50	0	0	5	1	3	0-1	0	0	3	191	63.7	0	0
10/12/2024	at North Carolina	2	79	39.5	40	0	0	0	0	0	2-3	50	1	7	453	64.7	5	0
10/19/2024	vs Notre Dame	2	75	37.5	51	0	0	0	1	0	1-2	42	0	6	390	65.0	2	0
10/26/2024	at Virginia Tech	10	490	49.0	57	0	0	3	5	5	0-1	0	1	4	260	65.0	3	0
11/09/2024	Miami (FL)	2	82	41.0	44	0	0	1	0	2	1-1	41	0	5	325	65.0	2	0
11/21/2024	NC State	5	217	43.4	53	0	0	4	1	1	0-1	0	0	5	325	65.0	5	0
11/29/2024	at Georgia	3	162	54.0	58	0	0	1	2	1	0-1	0	0	5	318	63.6	3	0
Opponents		48	2121	44.2	58	1	1	16	15	17	10-18	59	4	58	3663	63.2	35	2



2024-25 Georgia Tech Football
Opponents Game-by-Game
All games

Date	Opponent	Punting										Field Goals			Kickoffs			
		no.	yds	avg	long	blkd	tb	fc	50+	i20	md-att	long	blkd	no.	yds	avg	tb	ob
	Georgia Tech	46	1994	43.3	61	0	4	7	8	13	13-20	51	2	64	4078	63.7	49	0



2024-25 Georgia Tech Football Team Game-by-Game Comparison All games

Opponent	Score	Total	First Downs			Rushing Number-Yards	Passing		Yards	Total Offense Plays-Yards	Return Yards	Turn- Overs
			Rush	Pass	Pen		Comp-Att.-Int					
Florida St.	24-21	18 / 20	12 / 6	6 / 12	0 / 2	36-190 / 31-98	11-16-0 / 19-27-0	146 / 193	52-336 / 58-291	20 / 19	0 / 0	
Georgia St.	35-12	22 / 19	8 / 9	13 / 9	1 / 1	34-225 / 29-150	25-30-1 / 19-34-0	274 / 210	64-499 / 63-360	22 / 48	1 / 1	
Syracuse	28-31	19 / 27	7 / 8	11 / 19	1 / 0	24-112 / 32-134	29-40-0 / 32-46-0	266 / 381	64-378 / 78-515	15 / 0	0 / 0	
VMI	59-7	30 / 5	13 / 2	15 / 1	2 / 2	34-190 / 28-12	23-32-0 / 13-19-0	382 / 92	66-572 / 47-104	85 / 14	0 / 1	
Louisville	19-31	18 / 14	6 / 4	11 / 7	1 / 3	37-98 / 27-57	21-32-0 / 13-19-0	312 / 269	69-410 / 46-326	41 / 18	1 / 0	
Duke	24-14	25 / 15	14 / 4	9 / 9	2 / 2	49-245 / 20-74	23-31-0 / 18-31-1	167 / 205	80-412 / 51-279	85 / 111	0 / 1	
North Carolina	41-34	25 / 21	18 / 10	7 / 8	0 / 3	48-371 / 34-201	12-23-0 / 18-34-0	134 / 216	71-505 / 68-417	21 / 165	0 / 2	
Notre Dame	13-31	18 / 23	4 / 12	13 / 11	1 / 0	29-64 / 39-168	20-38-2 / 21-30-1	269 / 217	67-333 / 69-385	129 / 50	2 / 1	
Virginia Tech	6-21	17 / 11	4 / 6	13 / 5	0 / 0	33-96 / 33-99	21-48-2 / 17-28-0	260 / 134	81-356 / 61-233	38 / 104	2 / 0	
Miami (FL)	28-23	18 / 23	11 / 7	6 / 14	1 / 2	48-271 / 24-88	11-16-0 / 25-39-0	99 / 348	64-370 / 63-436	47 / 19	0 / 1	
NC State	30-29	19 / 16	7 / 9	10 / 6	2 / 1	36-119 / 29-253	22-36-1 / 17-30-3	272 / 147	72-391 / 59-400	48 / 56	1 / 3	
Georgia	42-44	28 / 24	12 / 5	14 / 17	2 / 2	47-260 / 26-108	26-37-0 / 28-43-0	303 / 297	84-563 / 69-405	22 / 21	1 / 1	
Totals	349-298	257 / 218	116 / 82	128 / 118	13 / 18	455-2241 / 352-1442	244-379-6 / 240-380-5	2884 / 2709	834-5125 / 732-4151	573 / 625	8 / 11	

Opponents	3rd Down Conversion	4th Down Conversion	Time of Possession	TOP Margin	Avg Yds/Rush	Avg Yds/Pass	Avg Yds/Play	Punting Number-Avg	Penalties Number-Yards	Sacks
Florida St.	5-9 / 5-12	0-0 / 2-3	29:21 / 30:39	-01:18	5.3 / 3.2	9.1 / 7.1	6.5 / 5.0	2-46.5 / 2-43.0	3-35.0 / 1-10.0	1 / 0
Georgia St.	4-9 / 3-12	2-2 / 2-4	30:02 / 29:58	00:04	6.6 / 5.2	9.1 / 6.2	7.8 / 5.7	3-41.0 / 3-46.0	8-72.0 / 4-40.0	0 / 0
Syracuse	7-13 / 10-17	1-2 / 2-2	21:37 / 36:54	-15:17	4.7 / 4.2	6.7 / 8.3	5.9 / 6.6	4-48.3 / 2-19.0	3-15.0 / 5-45.0	1 / 0
VMI	3-8 / 1-13	1-1 / 1-1	24:44 / 30:16	-05:32	5.6 / 0.4	11.9 / 4.8	8.7 / 2.2	3-38.7 / 10-44.9	6-47.0 / 5-50.0	3 / 0
Louisville	4-15 / 2-9	3-5 / 1-1	31:50 / 28:10	03:40	2.6 / 2.1	9.8 / 14.2	5.9 / 7.1	2-56.5 / 2-47.5	6-44.0 / 7-69.0	0 / 0
Duke	7-16 / 3-11	3-3 / 1-2	39:27 / 20:33	18:54	5.0 / 3.7	5.4 / 6.6	5.2 / 5.5	5-40.6 / 5-42.0	5-45.0 / 7-55.0	1 / 1
North Carolina	4-11 / 4-14	0-0 / 2-3	33:27 / 26:33	06:54	7.7 / 5.9	5.8 / 6.4	7.1 / 6.1	5-41.6 / 2-39.5	7-59.0 / 3-25.0	3 / 0
Notre Dame	4-14 / 4-12	3-5 / 3-4	24:15 / 35:45	-11:30	2.2 / 4.3	7.1 / 7.2	5.0 / 5.6	4-45.0 / 2-37.5	5-25.0 / 5-37.0	0 / 2
Virginia Tech	5-19 / 2-15	1-5 / 1-1	32:03 / 27:57	04:06	2.9 / 3.0	5.4 / 4.8	4.4 / 3.8	7-45.4 / 10-49.0	4-23.0 / 3-22.0	2 / 1
Miami (FL)	9-14 / 3-10	0-0 / 1-4	34:49 / 25:11	09:38	5.6 / 3.7	6.2 / 8.9	5.8 / 6.9	5-44.0 / 2-41.0	3-29.0 / 3-35.0	3 / 0
NC State	5-14 / 5-12	0-1 / 0-1	33:20 / 26:40	06:40	3.3 / 8.7	7.6 / 4.9	5.4 / 6.8	5-37.8 / 5-43.4	5-40.0 / 2-30.0	1 / 1
Georgia	7-15 / 6-12	1-3 / 1-2	37:11 / 22:49	14:22	5.5 / 4.2	8.2 / 6.9	6.7 / 5.9	1-38.0 / 3-54.0	5-29.0 / 3-27.0	2 / 1
Totals	64-157 / 48-149	15-27 / 17-28	372:06 / 341:25	30:41	4.9 / 4.1	7.6 / 7.1	6.1 / 5.7	46-43.3 / 48-44.2	60-463.0 / 48-445.0	17 / 6

Note: Game totals are displayed in the format TEAM/OPPONENT for each category



**2024-25 Georgia Tech Football
By Quarter Statistics
All games**

3rd-Down Conversions

Date	Opponent	Score	Overall	1st Qtr	2nd Qtr	3rd Qtr	4th Qtr	Overtime
08/24/2024	vs Florida St.	W 24-21	5-9 55.6	0-1 0.0	2-2 100.0	1-3 33.3	2-3 66.7	0-0 0.0
08/31/2024	Georgia St.	W 35-12	4-9 44.4	1-3 33.3	1-3 33.3	1-1 100.0	1-2 50.0	0-0 0.0
09/07/2024	at Syracuse	L 28-31	7-13 53.8	2-3 66.7	1-3 33.3	0-2 0.0	4-5 80.0	0-0 0.0
09/14/2024	VMI	W 59-7	3-8 37.5	1-3 33.3	1-2 50.0	0-1 0.0	1-2 50.0	0-0 0.0
09/21/2024	at Louisville	L 19-31	4-15 26.7	1-3 33.3	1-4 25.0	0-2 0.0	2-6 33.3	0-0 0.0
10/05/2024	Duke	W 24-14	7-16 43.8	2-4 50.0	1-4 25.0	2-4 50.0	2-4 50.0	0-0 0.0
10/12/2024	at North Carolina	W 41-34	4-11 36.4	1-4 25.0	2-3 66.7	0-1 0.0	1-3 33.3	0-0 0.0
10/19/2024	vs Notre Dame	L 13-31	4-14 28.6	2-4 50.0	1-3 33.3	1-4 25.0	0-3 0.0	0-0 0.0
10/26/2024	at Virginia Tech	L 6-21	5-19 26.3	3-5 60.0	0-3 0.0	1-5 20.0	1-6 16.7	0-0 0.0
11/09/2024	Miami (FL)	W 28-23	9-14 64.3	4-5 80.0	1-3 33.3	1-1 100.0	3-5 60.0	0-0 0.0
11/21/2024	NC State	W 30-29	5-14 35.7	1-3 33.3	1-4 25.0	1-3 33.3	2-4 50.0	0-0 0.0
11/29/2024	at Georgia	Lot8 42-44	7-15 46.7	1-3 33.3	4-5 80.0	1-3 33.3	1-4 25.0	0-0 0.0
Georgia Tech			64-157 40.8	19-41 46.3	16-39 41.0	9-30 30.0	20-47 42.6	0-0 0.0
Opponents			48-149 32.2	7-31 22.6	14-38 36.8	18-42 42.9	8-37 21.6	1-1 100.0

4th-Down Conversions

Date	Opponent	Score	Overall	1st Qtr	2nd Qtr	3rd Qtr	4th Qtr	Overtime
08/24/2024	vs Florida St.	W 24-21	0-0 0.0	0-0 0.0	0-0 0.0	0-0 0.0	0-0 0.0	0-0 0.0
08/31/2024	Georgia St.	W 35-12	2-2 100.0	1-1 100.0	1-1 100.0	0-0 0.0	0-0 0.0	0-0 0.0
09/07/2024	at Syracuse	L 28-31	1-2 50.0	0-0 0.0	1-1 100.0	0-0 0.0	0-1 0.0	0-0 0.0
09/14/2024	VMI	W 59-7	1-1 100.0	0-0 0.0	0-0 0.0	0-0 0.0	1-1 100.0	0-0 0.0
09/21/2024	at Louisville	L 19-31	3-5 60.0	0-0 0.0	1-1 100.0	1-1 100.0	1-3 33.3	0-0 0.0
10/05/2024	Duke	W 24-14	3-3 100.0	1-1 100.0	1-1 100.0	0-0 0.0	1-1 100.0	0-0 0.0
10/12/2024	at North Carolina	W 41-34	0-0 0.0	0-0 0.0	0-0 0.0	0-0 0.0	0-0 0.0	0-0 0.0
10/19/2024	vs Notre Dame	L 13-31	3-5 60.0	1-1 100.0	0-1 0.0	0-0 0.0	2-3 66.7	0-0 0.0
10/26/2024	at Virginia Tech	L 6-21	1-5 20.0	0-0 0.0	0-0 0.0	0-0 0.0	1-5 20.0	0-0 0.0
11/09/2024	Miami (FL)	W 28-23	0-0 0.0	0-0 0.0	0-0 0.0	0-0 0.0	0-0 0.0	0-0 0.0
11/21/2024	NC State	W 30-29	0-1 0.0	0-0 0.0	0-1 0.0	0-0 0.0	0-0 0.0	0-0 0.0
11/29/2024	at Georgia	Lot8 42-44	1-3 33.3	0-1 0.0	0-0 0.0	1-1 100.0	0-1 0.0	0-0 0.0
Georgia Tech			15-27 55.6	3-4 75.0	4-6 66.7	2-2 100.0	6-15 40.0	0-0 0.0
Opponents			17-28 60.7	3-6 50.0	4-6 66.7	1-4 25.0	9-12 75.0	0-0 0.0

Time of Possession

Date	Opponent	Score	Overall	1st Qtr	2nd Qtr	3rd Qtr	4th Qtr	Overtime
08/24/2024	vs Florida St.	W 24-21	29:21	05:30	07:53	03:03	12:55	00:00
08/31/2024	Georgia St.	W 35-12	30:02	06:13	07:41	04:09	11:59	00:00
09/07/2024	at Syracuse	L 28-31	21:37	05:42	03:30	03:59	08:26	00:00
09/14/2024	VMI	W 59-7	24:44	07:20	07:41	05:06	04:37	00:00
09/21/2024	at Louisville	L 19-31	31:50	05:16	06:27	07:27	12:40	00:00
10/05/2024	Duke	W 24-14	39:27	11:44	07:41	05:51	14:11	00:00
10/12/2024	at North Carolina	W 41-34	33:27	07:52	10:28	05:56	09:11	00:00
10/19/2024	vs Notre Dame	L 13-31	24:15	10:27	04:04	05:43	04:01	00:00
10/26/2024	at Virginia Tech	L 6-21	32:03	05:52	10:35	07:17	08:19	00:00
11/09/2024	Miami (FL)	W 28-23	34:49	03:48	14:29	04:27	12:05	00:00
11/21/2024	NC State	W 30-29	33:20	06:06	12:46	05:33	08:55	00:00



2024-25 Georgia Tech Football
By Quarter Statistics
All games

Date	Opponent		Score	Overall	1st Qtr	2nd Qtr	3rd Qtr	4th Qtr	Overtime
11/29/2024	at Georgia	Lot8	42-44	37:11	08:25	11:23	01:32	15:51	00:00
Georgia Tech			Total	372:06	84:15	104:38	60:03	123:10	00:00
			Avg.	31:01	07:01	08:43	05:00	10:16	00:00
Opponents			Total	341:25	73:17	96:21	79:10	92:37	00:00
			Avg.	28:27	06:06	08:02	06:36	07:43	00:00



2024-25 Georgia Tech Football
Red-Zone Results
All games

Georgia Tech Inside Opponent Red-Zone

Date	Opponent	Score	Times In RZ	Times Scored	Total Pts	Total TDs	Rush TDs	Pass TDs	FGs Made	Failed to score inside RZ					
										FGA	Down	Int	Fumb	Half Game	
08/24/2024	vs Florida St.	W 24-21	3	3	21	3	3	0	0	0	0	0	0	0	0
08/31/2024	Georgia St.	W 35-12	3	3	21	3	2	1	0	0	0	0	0	0	0
09/07/2024	at Syracuse	L 28-31	2	2	14	2	1	1	0	0	0	0	0	0	0
09/14/2024	VMI	W 59-7	6	6	38	5	4	1	1	1	0	0	0	0	0
09/21/2024	at Louisville	L 19-31	3	2	10	1	1	0	1	1	1	0	0	0	0
10/05/2024	Duke	W 24-14	4	4	24	3	1	2	1	1	0	0	0	0	0
10/12/2024	at North Carolina	W 41-34	6	6	34	4	4	0	2	2	0	0	0	0	0
10/19/2024	vs Notre Dame	L 13-31	3	2	13	2	1	1	0	1	0	0	0	0	0
10/26/2024	at Virginia Tech	L 6-21	2	1	3	0	0	0	1	1	1	0	0	0	0
11/09/2024	Miami (FL)	W 28-23	5	4	28	4	2	2	0	0	0	0	0	0	1
11/21/2024	NC State	W 30-29	4	3	17	2	2	0	1	1	0	1	0	0	0
11/29/2024	at Georgia	L 42-44	8	7	40	5	3	2	2	3	0	0	0	0	0
Totals 43 of 49 (87.8%)			49	43	263	34	24	10	9	11	2	1	0	0	1

Opponents Inside Georgia Tech Red-Zone

Date	Opponent	Score	Times In RZ	Times Scored	Total Pts	Total TDs	Rush TDs	Pass TDs	FGs Made	Failed to score inside RZ					
										FGA	Down	Int	Fumb	Half Game	
08/24/2024	Florida St.	W 24-21	1	1	7	1	1	0	0	0	0	0	0	0	0
08/31/2024	Georgia St.	W 35-12	3	1	3	0	0	0	1	1	2	0	0	0	0
09/07/2024	Syracuse	L 28-31	5	5	31	4	0	4	1	1	0	0	0	0	0
09/14/2024	VMI	W 59-7	1	1	7	1	0	1	0	0	0	0	0	0	0
09/21/2024	Louisville	L 19-31	1	1	3	0	0	0	1	1	0	0	0	0	0
10/05/2024	Duke	W 24-14	2	1	7	1	0	1	0	0	1	0	0	0	0
10/12/2024	North Carolina	W 41-34	4	4	24	3	2	1	1	1	0	0	0	0	0
10/19/2024	Notre Dame	L 13-31	4	4	24	3	3	0	1	1	0	0	0	0	0
10/26/2024	Virginia Tech	L 6-21	3	3	21	3	1	2	0	0	0	0	0	0	0
11/09/2024	Miami (FL)	W 28-23	2	1	6	1	0	1	0	0	1	0	0	0	0
11/21/2024	NC State	W 30-29	2	2	14	2	2	0	0	0	0	0	0	0	0
11/29/2024	Georgia	L 42-44	6	5	34	5	1	4	0	0	1	0	0	0	0
Totals 29 of 34 (85.3%)			34	29	181	24	10	14	5	5	5	0	0	0	0



**2024-25 Georgia Tech Football
Team Game Highs
All games**

Georgia Tech - Game Highs

RUSHES	49	Duke (10/05/2024)
YARDS RUSHING	371	at North Carolina (10/12/2024)
YARDS PER RUSH	7.7	at North Carolina (10/12/2024)
TD RUSHES	5	at North Carolina (10/12/2024)
PASS ATTEMPTS	48	at Virginia Tech (10/26/2024)
PASS COMPLETIONS	29	at Syracuse (09/07/2024)
YARDS PASSING	382	VMI (09/14/2024)
YARDS PER PASS	11.9	VMI (09/14/2024)
TD PASSES	4	VMI (09/14/2024)
TOTAL PLAYS	84	at Georgia (11/29/2024)
TOTAL OFFENSE	572	VMI (09/14/2024)
YARDS PER PLAY	8.7	VMI (09/14/2024)
POINTS	59	VMI (09/14/2024)
SACKS BY	3	Miami (FL) (11/09/2024)
	3	at North Carolina (10/12/2024)
	3	VMI (09/14/2024)
FIRST DOWNS	30	VMI (09/14/2024)
PENALTIES	8	Georgia St. (08/31/2024)
PENALTY YARDS	72	Georgia St. (08/31/2024)
TURNOVERS	2	at Virginia Tech (10/26/2024)
	2	vs Notre Dame (N) (10/19/2024)
PUNTS	7	at Virginia Tech (10/26/2024)
PUNTING AVG	56.5	at Louisville (09/21/2024)
LONG PUNT	61	at Syracuse (09/07/2024)
PUNTS INSIDE 20	2	NC State (11/21/2024)
	2	Duke (10/05/2024)
	2	at Louisville (09/21/2024)
	2	VMI (09/14/2024)
	2	at Syracuse (09/07/2024)
LONG PUNT RETURN	26	VMI (09/14/2024)



**2024-25 Georgia Tech Football
Individual Game Highs
All games**

Georgia Tech - Individual Game Highs

RUSHES	24	Haynes King at Georgia (11/29/2024)
YARDS RUSHING	170	Jamal Haynes at North Carolina (10/12/2024)
TD RUSHES	3	Haynes King at Georgia (11/29/2024)
LONG RUSH	68	Jamal Haynes at North Carolina (10/12/2024)
PASS ATTEMPTS	39	Haynes King at Syracuse (09/07/2024)
PASS COMPLETIONS	29	Haynes King at Syracuse (09/07/2024)
YARDS PASSING	312	Haynes King at Louisville (09/21/2024)
TD PASSES	3	Haynes King vs VMI (09/14/2024)
LONG PASS	60	Zach Pyron vs Notre Dame (N) (10/19/2024)
RECEPTIONS	8	Eric Singleton, Jr. at Georgia (11/29/2024)
	8	Malik Rutherford vs Duke (10/05/2024)
YARDS RECEIVING	131	Malik Rutherford vs Georgia St. (08/31/2024)
TD RECEPTIONS	1	Jamal Haynes at Georgia (11/29/2024)
	1	Eric Singleton, Jr. at Georgia (11/29/2024)
	1	Chase Lane vs Miami (FL) (11/09/2024)
	1	Malik Rutherford vs Miami (FL) (11/09/2024)
	1	Chase Lane vs Notre Dame (N) (10/19/2024)
	1	Jamal Haynes vs Duke (10/05/2024)
	1	Eric Singleton, Jr. vs Duke (10/05/2024)
	1	Avery Boyd vs VMI (09/14/2024)
	1	Leo Blackburn vs VMI (09/14/2024)
	1	Malik Rutherford vs VMI (09/14/2024)
	1	Eric Singleton, Jr. vs VMI (09/14/2024)
	1	Chase Lane at Syracuse (09/07/2024)
	1	Avery Boyd vs Georgia St. (08/31/2024)
	1	Malik Rutherford vs Georgia St. (08/31/2024)
LONG RECEPTION	60	Abdul Janneh vs Notre Dame (N) (10/19/2024)
PUNTS	7	David Shanahan at Virginia Tech (10/26/2024)
PUNTING AVG	56.5	David Shanahan at Louisville (09/21/2024)
LONG PUNT	61	David Shanahan at Syracuse (09/07/2024)
PUNTS INSIDE 20	2	David Shanahan vs NC State (11/21/2024)
	2	David Shanahan vs Duke (10/05/2024)
	2	David Shanahan at Louisville (09/21/2024)
	2	David Shanahan vs VMI (09/14/2024)
	2	David Shanahan at Syracuse (09/07/2024)
LONG PUNT RETURN	26	Rodney Shelley vs VMI (09/14/2024)
LONG KICKOFF RETURN	40	Eric Singleton, Jr. vs Duke (10/05/2024)
TACKLES	13	Kyle Efford vs Georgia St. (08/31/2024)
SACKS	1.5	Romello Height at Virginia Tech (10/26/2024)
TACKLES FOR LOSS	3	Rodney Shelley at Virginia Tech (10/26/2024)



2024-25 Georgia Tech Football
Opponent Match Highs
All games

Opponent - Game Highs

RUSHES	39	vs Notre Dame (N) (10/19/2024)
YARDS RUSHING	253	NC State (11/21/2024)
YARDS PER RUSH	8.7	NC State (11/21/2024)
TD RUSHES	4	NC State (11/21/2024)
PASS ATTEMPTS	46	at Syracuse (09/07/2024)
PASS COMPLETIONS	32	at Syracuse (09/07/2024)
YARDS PASSING	381	at Syracuse (09/07/2024)
YARDS PER PASS	14.2	at Louisville (09/21/2024)
TD PASSES	5	at Georgia (11/29/2024)
TOTAL PLAYS	78	at Syracuse (09/07/2024)
TOTAL OFFENSE	515	at Syracuse (09/07/2024)
YARDS PER PLAY	7.1	at Louisville (09/21/2024)
POINTS	44	at Georgia (11/29/2024)
SACKS BY	2	vs Notre Dame (N) (10/19/2024)
FIRST DOWNS	27	at Syracuse (09/07/2024)
PENALTIES	7	Duke (10/05/2024)
	7	at Louisville (09/21/2024)
PENALTY YARDS	69	at Louisville (09/21/2024)
TURNOVERS	3	NC State (11/21/2024)
PUNTS	10	at Virginia Tech (10/26/2024)
	10	VMI (09/14/2024)
PUNTING AVG	54.0	at Georgia (11/29/2024)
LONG PUNT	58	at Georgia (11/29/2024)
PUNTS INSIDE 20	5	at Virginia Tech (10/26/2024)
LONG PUNT RETURN	69	at North Carolina (10/12/2024)



**2024-25 Georgia Tech Football
Opponent Individual Match Highs
All games**

Opponent - Individual Game Highs

RUSHES	18	Omarion Hampton at North Carolina (10/12/2024)
YARDS RUSHING	137	Omarion Hampton at North Carolina (10/12/2024)
TD RUSHES	3	CJ Bailey vs NC State (11/21/2024)
LONG RUSH	71	Omarion Hampton at North Carolina (10/12/2024)
PASS ATTEMPTS	46	Kyle McCord at Syracuse (09/07/2024)
PASS COMPLETIONS	32	Kyle McCord at Syracuse (09/07/2024)
YARDS PASSING	381	Kyle McCord at Syracuse (09/07/2024)
TD PASSES	5	Carson Beck at Georgia (11/29/2024)
LONG PASS	74	Cameron Ward vs Miami (FL) (11/09/2024)
RECEPTIONS	7	Jacolby George vs Miami (FL) (11/09/2024)
YARDS RECEIVING	125	Ja'Corey Brooks at Louisville (09/21/2024)
TD RECEPTIONS	2	Dominic Lovett at Georgia (11/29/2024)
	2	Trebor Pena at Syracuse (09/07/2024)
	2	Oronde Gadsden II at Syracuse (09/07/2024)
LONG RECEPTION	74	Elijah Arroyo vs Miami (FL) (11/09/2024)
FIELD GOALS	2	Noah Burnette at North Carolina (10/12/2024)
	2	Liam Rickman vs Georgia St. (08/31/2024)
	2	Ryan Fitzgerald vs Florida St. (N) (08/24/2024)
LONG FIELD GOALS	59	Ryan Fitzgerald vs Florida St. (N) (08/24/2024)
PUNTS	10	Peter Moore at Virginia Tech (10/26/2024)
	10	Ben Shrewsbury vs VMI (09/14/2024)
PUNTING AVG	54.0	Brett Thorson at Georgia (11/29/2024)
LONG PUNT	58	Brett Thorson at Georgia (11/29/2024)
PUNTS INSIDE 20	5	Peter Moore at Virginia Tech (10/26/2024)
LONG PUNT RETURN	69	Alijah Huzzie at North Carolina (10/12/2024)
LONG KICKOFF RETURN	67	Peyton Jones vs Duke (10/05/2024)
TACKLES	13	Smael Mondon Jr. at Georgia (11/29/2024)
	13	Shyheim Brown vs Florida St. (N) (08/24/2024)
SACKS	1.5	Rylie Mills vs Notre Dame (N) (10/19/2024)
TACKLES FOR LOSS	2.5	Jaylin Alderman vs Miami (FL) (11/09/2024)
	2.5	Tre Freeman vs Duke (10/05/2024)
INTERCEPTIONS	1	Bishop Fitzgerald vs NC State (11/21/2024)
	1	Jaylen Jones at Virginia Tech (10/26/2024)
	1	Keli Lawson at Virginia Tech (10/26/2024)
	1	Xavier Watts vs Notre Dame (N) (10/19/2024)
	1	Adon Shuler vs Notre Dame (N) (10/19/2024)
	1	Kenyatta Watson vs Georgia St. (08/31/2024)



2024-25 Georgia Tech Football Games Played All games

##	Player	GP-GS	FSU	GSU	SU	VMI	LOU	DU	UNC	ND	VT	UM	NCSU	UG
0	Christian Leary	4/0	XXX	XXX	XXX	XXX
0	Trenilyas Tatum	12/12	START	START	START	START	START	START	START	START	START	START	START	START
1	LaMiles Brooks	11/6	START	START	START	...	XXX	XXX	XXX	XXX	XXX	START	START	START
1	Leo Blackburn	9/0	XXX	XXX	XXX	XXX	XXX	XXX	XXX	...	XXX	XXX
2	E.J. Lightsey	8/1	XXX	XXX	XXX	XXX	START	XXX	XXX	XXX
2	Eric Singleton, Jr.	12/12	START	START	START	START	START	START	START	START	START	START	START	START
3	Ahmari Harvey	12/12	START	START	START	START	START	START	START	START	START	START	START	START
3	Trey Cooley	2/0	XXX	XXX
4	Warren Burrell	10/8	START	START	START	START	START	START	START	START	XXX	XXX
4	Abdul Janneh	12/2	XXX	XXX	XXX	XXX	XXX	START	XXX	XXX	XXX	START	XXX	XXX
5	Zach Pyron	10/2	XXX	XXX	XXX	XXX	XXX	XXX	XXX	START	START	XXX
5	Clayton Powell-Lee	12/12	START	START	START	START	START	START	START	START	START	START	START	START
6	Rodney Shelley	11/4	XXX	XXX	XXX	XXX	XXX	XXX	XXX	...	START	START	START	START
6	Anthony Carrie	6/0	...	XXX	XXX	XXX	...	XXX	XXX	XXX
7	Chase Lane	12/7	START	XXX	START	START	XXX	START	START	XXX	START	XXX	XXX	START
7	Taye Seymore	10/7	XXX	XXX	XXX	START	START	START	START	START	START	START
8	Makius Scott	12/6	START	START	START	START	START	XXX	XXX	XXX	XXX	XXX	START	XXX
8	Malik Rutherford	12/9	START	START	START	XXX	START	XXX	START	START	START	XXX	START	START
9	Avery Boyd	12/3	START	XXX	XXX	START	XXX	XXX	START	XXX	XXX	XXX	XXX	XXX
9	Romello Height	12/12	START	START	START	START	START	START	START	START	START	START	START	START
10	Haynes King	10/10	START	START	START	START	START	START	START	START	START	START
11	Kevin Harris	12/1	XXX	XXX	START	XXX	XXX	XXX	XXX	XXX	XXX	XXX	XXX	XXX
11	Jamal Haynes	12/12	START	START	START	START	START	START	START	START	START	START	START	START
12	Aaron Philo	4/0	XXX	XXX	XXX	XXX	...
13	Horace Lockett	0/0
13	Isiah Canion	9/0	XXX	XXX	XXX	XXX	XXX	XXX	XXX	XXX	XXX
14	Graham Knowles	0/0
14	Nehemiah Chandler	1/0	XXX
15	Luke Harpring	4/0	XXX	XXX	XXX	XXX
15	Tah'j Butler	12/1	XXX	XXX	XXX	XXX	XXX	XXX	XXX	START	XXX	XXX	XXX	XXX
16	Brody Rhodes	1/0	XXX
16	Syeed Gibbs	9/6	XXX	START	START	START	START	START	START	...	XXX	XXX
17	Josh Beetham	9/1	XXX	START	XXX	XXX	XXX	XXX	XXX	XXX	XXX
17	Jackson Hamilton	12/0	XXX	XXX	XXX	XXX	XXX	XXX	XXX	XXX	XXX	XXX	XXX	XXX
18	Zion Taylor	4/0	...	XXX	...	XXX	XXX	XXX
18	Troy Stevenson IV	3/0	XXX	...	XXX	XXX
20	Christian Pritchett	10/0	XXX	XXX	XXX	XXX	XXX	XXX	XXX	XXX	XXX	XXX
20	Ben Guthrie	0/0
21	Omar Daniels	11/4	START	START	XXX	XXX	XXX	XXX	XXX	XXX	...	XXX	START	START
21	Daylon Gordon	12/0	XXX	XXX	XXX	XXX	XXX	XXX	XXX	XXX	XXX	XXX	XXX	XXX
22	D.J. Moore	0/0
23	Zachary Tobe	11/0	XXX	XXX	XXX	XXX	XXX	XXX	...	XXX	XXX	XXX	XXX	XXX
24	Trent Davis	0/0
24	Jayden Davis	7/0	...	XXX	XXX	XXX	...	XXX	XXX	...	XXX	XXX
25	Cedric Franklin II	0/0
25	Nick Bliss	0/0
26	Ben Hollerbach	3/0	XXX	XXX	XXX
26	Evan Dickens	2/0	XXX	XXX
27	Josh Robinson	12/6	XXX	START	START	START	START	START	START	XXX	XXX	XXX	XXX	XXX
27	Chad Alexander	9/0	XXX	XXX	...	XXX	...	XXX	XXX	XXX	...	XXX	XXX	XXX
28	Austin Dean	11/0	XXX	XXX	XXX	XXX	XXX	XXX	...	XXX	XXX	XXX	XXX	XXX
28	Trelain Maddox	2/0	XXX	XXX
29	Nico Dowdell	0/0
29	Judson Petty	0/0
30	Lawson Pritchett	3/0	XXX	XXX	XXX
31	Jonorian Fouts	0/0
32	Sylvain Yondjouen	12/6	START	XXX	XXX	XXX	XXX	XXX	XXX	START	START	START	START	START
33	Aidan Birr	12/0	XXX	XXX	XXX	XXX	XXX	XXX	XXX	XXX	XXX	XXX	XXX	XXX
34	Myles Forristall	0/0
35	Jacob Cruz	8/0	XXX	XXX	...	XXX	XXX	XXX	XXX	XXX	...	XXX



**2024-25 Georgia Tech Football
Games Played
All games**

#	Player	GP-GS	FSU	GSU	SU	VMI	LOU	DU	UNC	ND	VT	UM	NCSU	UG
36	Kace Adams	0/0
37	Joseph Moseley	0/0
38	A.J. Cheeks	0/0
39	Will Kiker	5/0	XXX	XXX	XXX	XXX	XXX
39	James Whatley	0/0
40	Joshua Taylor	0/0
42	Luke Laughter	0/0
43	David Shanahan	12/0	XXX	XXX	XXX	XXX	XXX	XXX	XXX	XXX	XXX	XXX	XXX	XXX
44	Kyle Efford	10/10	START	START	START	START	START	START	START	START	START	START
45	Andrew Nelms	0/0
45	Bayler Duncan	0/0
46	Henry Freer	12/0	XXX	XXX	XXX	XXX	XXX	XXX	XXX	XXX	XXX	XXX	XXX	XXX
47	Joshua Ruder	0/0
48	Joseph Stoever	0/0
49	Ronnie Thomas	0/0
49	Chuma Okoye	0/0
50	Tana Alo-Tupuola	12/0	XXX	XXX	XXX	XXX	XXX	XXX	XXX	XXX	XXX	XXX	XXX	XXX
52	Harrison Moore	9/1	...	XXX	...	XXX	...	XXX	XXX	START	XXX	XXX	XXX	XXX
53	Jack Collins	0/0
54	Jordan Williams	12/12	START	START	START	START	START	START	START	START	START	START	START	START
54	Caleb Dozier	0/0
55	Corey Robinson II	12/7	XXX	XXX	XXX	XXX	XXX	START	START	START	START	START	START	START
56	Jacob Benjamin	0/0
57	Cade Adams	0/0
58	Brandon Best	12/0	XXX	XXX	XXX	XXX	XXX	XXX	XXX	XXX	XXX	XXX	XXX	XXX
59	Thomas Gore	12/0	XXX	XXX	XXX	XXX	XXX	XXX	XXX	XXX	XXX	XXX	XXX	XXX
59	Will Scissum	0/0
60	Nick Pearson	0/0
64	Ryan Purves	0/0
67	Joe Fusile	12/12	START	START	START	START	START	START	START	START	START	START	START	START
68	Bobby Campbell	0/0
70	Jameson Riggs	0/0
71	Jordan Brown	5/5	START	START	START	START	START
72	Weston Franklin	12/12	START	START	START	START	START	START	START	START	START	START	START	START
73	Patrick Screws, Jr.	0/0
74	Benjamin Galloway	4/0	XXX	XXX	XXX	XXX
76	Kai Greer	0/0
77	Keylan Rutledge	12/12	START	START	START	START	START	START	START	START	START	START	START	START
78	Ethan Mackenny	4/0	XXX	XXX	XXX	XXX
79	Jordan Floyd	0/0
80	Brett Seither	0/0
81	Trey Horne	0/0
82	Jackson Long	0/0
83	Blake Ragsdale	0/0
84	David Prince	0/0
85	Jackson Hawes	11/9	XXX	START	START	START	START	XXX	...	START	START	START	START	START
86	Ryland Goede	10/4	XXX	XXX	XXX	XXX	START	START	XXX	START	START	XXX
87	Bailey Stockton	12/0	XXX	XXX	XXX	XXX	XXX	XXX	XXX	XXX	XXX	XXX	XXX	XXX
88	Zeek Biggers	12/12	START	START	START	START	START	START	START	START	START	START	START	START
89	Chris Elko	8/0	XXX	...	XXX	XXX	XXX	XXX	XXX	XXX	XXX
90	Jordan Boyd	9/0	XXX	XXX	XXX	XXX	XXX	XXX	XXX	...	XXX	XXX
91	Jaaymen Rochell	0/0
92	Ty Thompson	0/0
93	Drew Cohen	0/0
94	Uche Iloh	0/0
95	Jason Moore	12/0	XXX	XXX	XXX	XXX	XXX	XXX	XXX	XXX	XXX	XXX	XXX	XXX
96	Shymeik Jones	1/0	XXX
97	Landen Marshall	0/0
98	Amontrae Bradford	9/0	...	XXX	XXX	XXX	XXX	...	XXX	...	XXX	XXX	XXX	XXX
99	Jordan van den Berg	12/6	XXX	XXX	XXX	XXX	XXX	START	START	START	START	START	XXX	START