



6 SEC TOURNAMENT CHAMPIONSHIPS • 28 NCAA TOURNAMENTS • 1 FINAL FOUR • 5 ELITE EIGHTS • 14 SWEET SIXTEENS

VANDERBILT

WOMEN'S BASKETBALL

2024-25 GAME NOTES • GAME 14 • vs. ALABAMA A&M

2024-25 SCHEDULE

Overall: 12-1 | SEC: 0-0
Home: 8-0 | Away: 3-0 | Neutral: 1-1
NET Ranking: 11 | Streak: W-5

NOVEMBER (7-1)

4	Lipscomb	Win	102-50
8	Austin Peay	Win	93-37
14	at South Florida	Win	62-49
17	Butler	Win	81-52
20	Hampton	Win	94-45
22	Samford	Win	104-59
26	vs. Arizona [^]	Win	71-60
27	vs. Michigan State [^]	Loss	70-78

DECEMBER (5-0)

1	Appalachian State	Win	94-40
4	at Miami [#]	Win	88-70
14	Evansville	Win	106-40
19	at Dayton	Win	80-66
21	West Georgia	Win	103-68
29	Alabama A&M	11 a.m.	SEC Network

JANUARY (0-0)

2	Georgia*	6:30 p.m.	SEC Network+
5	Kentucky*	2 p.m.	SEC Network+
9	at Ole Miss*	6:30 p.m.	SEC Network+
11	at LSU*	6 p.m.	SEC Network
19	Tennessee*	2 p.m.	SEC Network+
23	Arkansas*	6:30 p.m.	SEC Network+
26	at Alabama*	1 p.m.	SEC Network
30	at Florida*	6 p.m.	SEC Network+

FEBRUARY (0-0)

2	Ole Miss*	2 p.m.	SEC Network+
6	at Texas*	8 p.m.	SEC Network
13	Mississippi State*	8 p.m.	SEC Network
16	at Auburn*	3 p.m.	SEC Network
20	at Oklahoma*	6 p.m.	SEC Network+
23	South Carolina*	2 p.m.	SEC Network+
27	Texas A&M*	6:30 p.m.	SEC Network+

MARCH (0-0)

2	at Missouri*	2 p.m.	SEC Network+
6-9	SEC Tournament	TBD	TBD

All times Central • Home games in bold • Neutral games in italics

*SEC game • [^]Acrisure Classic (Palm Springs, Calif.) • #SEC/ACC Challenge • %SEC Tournament

Rankings: AP/Coaches • All games times and dates are subject to change

GAME 14



VANDERBILT (RV/RV) (12-1, 0-0 SEC)
vs. **ALABAMA A&M** (7-4, 0-0 SWAC)



SUNDAY, DEC. 29
11 a.m. CT



NASHVILLE, TENN.
Memorial Gymnasium (14,316)



SEC NETWORK
Sam Gore • Tamika Catchings



94.9 THE FAN
Vanderbilt Athletics App • Jake Lyman

STARTING FIVE

>> Vandy returns from the holiday break to play its final nonconference game of the 2024-25 season. The Commodores sport a 12-1 record overall. Vanderbilt posted a 103-68 victory over West Georgia in their last outing on Dec. 21. It was the fourth time this season the Dores have scored over 100 points in a game. Freshman Mikayla Blakes scored a game-high 24 points to extend her double-digit scoring streak to 13 games to begin her Vandy career. Sophomore Khamil Pierre posted her fourth-straight double-double with a 23-point, 10-rebound performance against the Wolves. Pierre's double-double against WGU was her 10th of the season, which is second-most in NCAA Division I.

>> Sunday's contest continues a season-long four-game homestand for the Commodores. The Alabama A&M game is the second contest of the homestand, as the Dores defeated West Georgia 103-68 on Dec. 21. Vandy concludes its extended stay at home with Georgia (Jan. 2) and Kentucky (Jan. 5) during the first week of the new year to open SEC play.

>> Vanderbilt is 32-3 at Memorial Gym vs. non-SEC teams under head coach Shea Ralph. The Commodores have won 19-straight home games against nonconference teams, a streak that dates back to the 2022-23 campaign. Overall, Vandy is 45-13 against nonconference schools in the Ralph era.

>> The Commodores stand at 12-1 through their first 13 games for the second-straight season. It is the first time the Dores have opened back-to-back seasons at 12-1 or better since the 2003-04 and 2004-05 campaigns. Vanderbilt comes into Sunday seeking a second-straight 13-1 start, as Vandy began the 2023-24 season at 16-1.

>> Vandy and Alabama A&M will meet for the fourth time on the hardwood. The Dores have claimed victory in all three previous matchups. The last contest between the two schools came on Nov. 21, 2022, with Vanderbilt collecting a 76-46 win in Memorial Gymnasium. The first meeting came on Nov. 22, 2005, in Nashville, as the Commodores posted an 80-29 victory.



TEAM COMPARISON

12-1	Overall Record	7-4
88.3	Points Per Game	63.1
54.9	Opp. Per Game	63.5
46.3	Field Goal Pct.	37.1
37.7	Opp. Field Goal Pct.	43.4
31.3	3-Point Pct.	28.1
26.8	Opp. 3-Point Pct.	29.4
76.4	Free Throw Pct.	69.8
44.0	Rebounds Per Game	34.7
+10.3	Rebounding Margin	-1.5
17.5	Assists Per Game	11.0
13.4	Turnovers Per Game	16.5
14.6	Steals Per Game	11.1
3.3	Blocks Per Game	2.0

SERIES HISTORY

Games:	3
Vanderbilt Series Record:	3-0
Games in Nashville:	3-0
Games in Huntsville, Ala.:	0-0
Neutral Site Games:	0-0
First Meeting:	Nov. 22, 2005, in Nashville Vanderbilt, 80-29
Last Meeting:	Nov. 21, 2022, in Nashville Vanderbilt, 76-46
Last Vandy Win:	Nov. 21, 2022, in Nashville 76-46
Last Vandy Loss:	Never
Last Home Win:	Nov. 21, 2022, 76-46
Last Road Win:	Never
Last Neutral Win:	Never
Last Home Loss:	Never
Last Road Loss:	Never
Last Neutral Loss:	Never
vs. AAMU under Shea Ralph:	1-0
Current Vanderbilt Streak:	W-3

ALL-TIME SERIES

Date	Location	Vandy Result	Score
11.22.05	Nashville	Win	80-29
11.11.11	Nashville	Win	86-55
11.21.22	Nashville	Win	76-46

PROJECTED STARTERS



1
MIKAYLA BLAKES
G • 5-8 • Fr.
Somerset, N.J.
Rutgers Prep HS
Points • 20.3
FG% • 46.8
3PFG% • 31.2
Boards • 2.6
Assists • 3.7
Steals • 2.8



10
JANE NWABARA
G • 5-10 • Fr.
Carlson, Calif.
Pepperdine
Points • 5.3
FG% • 51.9
3PFG% • 33.3
Boards • 2.4
Assists • 1.0
Steals • 0.8



11
JORDYN OLIVER
G • 5-10 • Fr.
Prosper, Texas
Duke • Baylor
Points • 4.4
FG% • 44.6
FT% • 87.5
Boards • 5.2
Assists • 3.2
Steals • 1.4



12
KHAMIL PIERRE
F • 6-2 • So.
Phoenix, Ariz.
Perry HS
Points • 22.2
FG% • 58.6
FT% • 65.4
Boards • 11.5
Assists • 1.8
Steals • 3.9



23
IVANA MOORE
G • 5-8 • Sr.
Milwaukee, Wis.
Blackman HS
Points • 11.8
FG% • 35.3
3PFG% • 34.7
Boards • 2.8
Assists • 2.5
Steals • 0.8



VANDERBILT WBB QUICK FACTS

HOME ARENA: MEMORIAL GYMNASIUM (14,316)
2023-24 RECORD: 23-10
2023-24 SEC RECORD: 9-7
POSTSEASON: 1-1 (NCAA FIRST ROUND)
LETTERWINNERS RETURNING/LOST: 9/4
STARTERS RETURNING/LOST: 5/1
NEWCOMERS: 4

THE UNIVERSITY

LOCATION: NASHVILLE, TENN.
AFFILIATION: NCAA DIVISION I
CONFERENCE: SOUTHEASTERN (SEC)
MASCOT: COMMODORES
COLORS: BLACK & GOLD
CHANCELLOR: DANIEL DIERMEIER
DIRECTOR OF ATHLETICS: CANDICE STOREY LEE
FACULTY ATHLETICS REP: TRACE WILGUS

PROGRAM HISTORY

ALL-TIME RECORD: 897-545 (.622)
ALL-TIME SEC RECORD: 265-273 (.493)
ALL-TIME SEC TOURNAMENT RECORD: 49-38 (.563)
SEC TOURNAMENT TITLES: 6 ('93, '95, '02, '04, '07, '09)
NCAA TOURNAMENT APPEARANCES: 28
NCAA TOURNAMENT RECORD: 40-28 (.588)
LAST NCAA TOURNAMENT APPEARANCE: 2024
LAST POSTSEASON APPEARANCE: 2024 (NCAA)

SOCIAL MEDIA

FACEBOOK: /VANDYWBB
INSTAGRAM: @VANDYWBB
X/TWITTER: @VANDYWBB
WEBSITE: VUCOMMODORES.COM

ATHLETIC COMMUNICATIONS

VANDERBILT WOMEN'S BASKETBALL SID: CHRIS CASKEY, 2ND SEASON
EMAIL: CHRIS.CASKEY@VANDERBILT.EDU
PHONE NUMBER: 606-207-7481
ASSOCIATE ATHLETIC DIRECTOR: BRIAN FREMUND

DORE NOTES

GAME COVERAGE

Sunday's contest against Alabama A&M airs live on SEC Network, with Sam Gore and Tamika Catchings calling the action. Fans can listen to Jake Lyman locally on 94.9 The Fan and the Vanderbilt Commodores app outside of Nashville.

NET RANKING

Vanderbilt enters the weekend holding a NET ranking of 12. The Commodores came in at No. 7 in the first NET ranking of the 2024-25 season, the highest NET ranking in program history. The NET is an evaluation tool used by the NCAA Tournament Selection Committee to determine seeding and at-large bids.

RECEIVING VOTES

The Dores earned 19 votes in this week's Associate Press Top 25 Poll and 17 votes in the USA Today/WBCA Coaches Poll. It marks the fourth-straight week that Vanderbilt has been featured in both major women's college basketball polls.

PIERRE'S DOUBLE-DOUBLE STREAK

Sophomore Khamil Pierre has posted a double-double in four-consecutive games coming into Sunday's contest against Alabama A&M. It is tied for the second-longest double-double streak at Vanderbilt since 1999-00 with Mariella Fasoula, who had four in a row in 2019-20. Current Vanderbilt assistant coach Ashley Earley's six-straight double-doubles in 2004-05 is the longest streak since 1999-00.

MOORE CLIMBING UP VANDY'S ALL-TIME SCORING LIST

Senior Iyana Moore has scored 1,055 points at Vanderbilt, which puts her at No. 34 on the school's all-time scoring list. Moore is one point behind Liz Sherwood (1,056 points) for 33rd on the list, three points behind Christa Reed (1,058 points) for 32nd, and 37 points from Dee Davis (1,092 points) for 31st.

SCORING STREAKS

A trio of Dores enter Sunday's contest on a double-digit scoring streak. Sophomore Khamil Pierre has registered 10-plus points in 15-straight games, while freshman Mikayla Blakes is riding a 13-game double-digit scoring streak to open her career. Senior Iyana Moore has scored double figures in six-straight games.

BREAKING THE CENTURY MARK

Vanderbilt scored 100-plus points for the fourth time this season in the 103-68 win over West Georgia on Dec. 21. It is the first time since the 1994-95 campaign that the Commodores have scored 100 points in four or more games.

Vandy previously registered a 102-50 win over Lipscomb in the season opener on Nov. 4 and on Nov. 22 in a 104-59 win over Samford. More recently, the Dores scored a 106-40 win over Evansville on Dec. 14. The 106 points are the most points Vandy has scored under head coach Shea Ralph.

BRINGING THE DEFENSE

Vandy has been one of the best defensive teams in the nation through the first month-plus of the season. The Commodores rank inside the top 30 in all of NCAA Division I in turnover margin (4th; 11.8), turnovers forced per game (11th; 25.2), and points allowed (30th; 54.9).

Vanderbilt has forced teams into 20 or more turnovers in every game this season. Vandy's season-high 36 turnovers forced vs. Evansville on Dec. 14 is tied for the seventh-most in a game in program history.

PIERRE'S SCORING STREAK

Sophomore Khamil Pierre enters Saturday's game on a 15-game double-digit scoring streak dating back to last season. It is her career's longest double-digit scoring streak, as the 6-2 forward is averaging 20.3 points per game during the stretch.

DYNAMIC DUO

Sophomore Khamil Pierre and freshman Mikayla Blakes are the only pair of teammates in all of NCAA Division I to average over 20.0 points per game. Pierre enters the weekend ranked sixth nationally at 22.2 points per contest, while Blakes' 20.3 points per contest is 19th in the nation and the highest scoring average by a freshman in NCAA Division I this season. Combined, Pierre and Blakes are averaging a combined 42.5 points per game this season.

KHAMIL AMONG THE NATION'S BEST

Sophomore Khamil Pierre ranks inside the top six nationally in five different categories entering the weekend. She is second in NCAA Division I in double-doubles (10), second in steals (47), third in steals per games (3.92) sixth in both rebounds per game (11.5) and in scoring (22.2).





ROSTER BREAKDOWN

CLASS

GRADUATE (3): Leilani Kapinus, Jane Nwaba, Jordyn Oliver

SENIOR (2): Iyana Moore, Sacha Washington

JUNIOR (2): Jada Brown, Justine Pissott

SOPHOMORE (4): Madison Greene, Aga Makurat, Aiyana Mitchell, Khamil Pierre

FRESHMAN (2): Mikayla Blakes, Trinity Wilson

POSITION

FORWARD (6): Aiyana Mitchell, Jane Nwaba, Khamil Pierre, Justine Pissott, Sacha Washington, Trinity Wilson

GUARD (8): Mikayla Blakes, Jada Brown, Madison Greene, Leilani Kapinus, Aga Makurat, Iyana Moore, Jordyn Oliver, Justine Pissott

HOME STATE/COUNTRY

NEW JERSEY (2): Mikayla Blakes, Justine Pissott

WISCONSIN (2): Leilani Kapinus, Iyana Moore

CALIFORNIA (1): Jane Nwaba

GEORGIA (1): Sacha Washington

ARIZONA (1): Khamil Pierre

ARKANSAS (1): Jada Brown

COLORADO (1): Aiyana Mitchell

MINNESOTA (1): Trinity Wilson

OHIO (1): Madison Greene

POLAND (1): Aga Makurat

TEXAS (1): Jordyn Oliver

COACHES & STAFF

HEAD COACH: SHEA RALPH • 4TH SEASON

ASSOCIATE HEAD COACH: TOM GARRICK • 4TH SEASON

ASSISTANT COACH: ASHLEY EARLEY • 4TH SEASON

ASSISTANT COACH: KEVIN DEMILLE • 4TH SEASON

AST. COACH/AST. DIR. OF OPS: ERIC MUNDINGER • 3RD SEASON

CHIEF OF STAFF/EXECUTIVE DIR. OF OPS: CHRIS BRANN • 4TH SEASON

DIR. OF INTERNAL OPS./ON-CAMPUS RECRUITING COORD.: KOKO NELSON • 4TH SEASON

DIR. OF STUDENT-ATHLETE SUCCESS & COMMUNITY RELATIONS: KYLA IRWIN • 4TH SEASON

DIR. OF STRENGTH & CONDITIONING: JENA READY • 1ST SEASON

SENIOR ASSO. ATHLETIC TRAINER: ALLISON SHEPHERD • 4TH SEASON

DIR. OF CREATIVE CONTENT: LEAH DUSTERHOFT • 4TH SEASON

DIR. OF SPECIAL PROJECTS & ATHLETIC CULTURE: YVONNE HAWKINS • 1ST SEASON

DIR. OF PLAYER ENGAGEMENT & INFLUENCE: AUDREY MONTGOMERY • 1ST SEASON

VIDEO COORDINATOR: JT OREM • 1ST SEASON

SPORTS INFORMATION DIRECTOR: CHRIS CASKEY • 2ND SEASON



FRONT ROW (L-R) MADISON GREENE, LEILANI KAPINUS, JORDYN OLIVER, IYANA MOORE, JADA BROWN, MIKAYLA BLAKES
BACK ROW (L-R) SACHA WASHINGTON, KHAMIL PIERRE, AGA MAKURAT, AIYANA MITCHELL, JUSTINE PISSOTT, TRINITY WILSON, JANE NWABA

2024-25 ROSTER

No.	Name	POS	HT	YR	EXP	Hometown (Previous School)
1	Mikayla Blakes	G	5-8	Fr.	HS	Somerset, N.J. (Rutgers Prep)
2	Jada Brown	G	5-8	Jr.	2V	Bentonville, Ark. (Bentonville HS)
4	Madison Greene	G	5-6	So.	1V	Columbus, Ohio (Pickerington Central HS)
5	Leilani Kapinus	G	5-10	Gr.	TR	Madison, Wis. (Penn State)
10	Jane Nwaba	F	5-10	Gr.	TR	Carson, Calif. (Pepperdine)
11	Jordyn Oliver	G	5-10	Gr.	1V	Prosper, Texas (Duke)
12	Khamil Pierre	F	6-2	So.	1V	Phoenix, Ariz. (Perry HS)
13	Justine Pissott	G/F	6-4	Jr.	1V	Toms River, N.J. (Tennessee)
14	Aiyana Mitchell	F	6-4	So.	1V	Colorado Springs, Colo. (Fountain-Fort Carson HS)
23	Iyana Moore	G	5-8	Sr.	2V	Milwaukee, Wis. (Blackman HS)
24	Aga Makurat	G	6-2	So.	1V	Sierakowice, Poland (Sopocka Akademia Tenisowa)
30	Trinity Wilson	F	6-3	Fr.	HS	Lakeville, Minn. (Lakeville North HS)
35	Sacha Washington	F	6-2	Sr.	3V	Lawrenceville, Ga. (Collins Hill HS)

COACHING STAFF

HEAD COACH: Shea Ralph - 4th Season - UConn '01

ASSOCIATE HEAD COACH: Tom Garrick - 4th Season - Rhode Island '88

ASSISTANT COACH: Ashley Earley - 4th Season - Vanderbilt '05

ASSISTANT COACH: Kevin DeMille - 4th Season - UConn '13

ASSISTANT COACH/AST. DIRECTOR OF OPERATIONS: Eric Mundinger - 3rd Season - Memphis '20

PRONUNCIATION

JADA BROWN: (Jay-Duh)

LEILANI KAPINUS: (LAY-lawn-EE, Cap-n-IS)

AGA MAKURAT: (Ah-gah, Mock-ew-Rah)

AIYANA MITCHELL: (Eye-on-Uh)

IYANA MOORE: (Eye-on-Uh)

JANE NWABA: (Wah-Buh)

KHAMIL PIERRE: (KAH-Meel, Pea-Air)

JUSTINE PISSOTT: (Jus-TEEN, Pih-SOT)

SACHA WASHINGTON: (Sah-SHUH)

SEC STANDINGS (AS OF DEC. 26, 2024)

Team	Record	SEC	Streak
5/3 LSU	14-0	0-0	W-14
18/16 Tennessee	11-0	0-0	W-11
5/6 Texas	12-1	0-0	W-5
20/21 Alabama	12-1	0-0	W-3
Vanderbilt (RV/RV)	12-1	0-0	W-5
Mississippi State (RV/RV)	12-1	0-0	W-4
2/2 South Carolina	11-1	0-0	W-6
10/11 Oklahoma	11-1	0-0	W-5
16/15 Kentucky	10-1	0-0	W-3
Auburn	9-3	0-0	W-4
25/RV Ole Miss	8-3	0-0	W-3
Missouri	10-4	0-0	L-1
Florida	8-5	0-0	W-1
Texas A&M	7-5	0-0	W-2
Georgia	7-6	0-0	L-1
Arkansas	6-8	0-0	L-3

POLLS

Associated Press Top 25 as of Dec. 23

- | | |
|------------------------|----------------------|
| 1) UCLA (30) | 14) Duke |
| 2) South Carolina* (1) | 15) Tennessee* |
| 3) Notre Dame (1) | 16) Kentucky* |
| 4) Southern Cal | 17) North Carolina |
| 5) Texas* | 18) West Virginia |
| 6) LSU* | 19) Michigan State* |
| 7) UConn | 20) Alabama* |
| 8) Maryland | 21) California |
| 9) Oklahoma* | 22) NC State |
| 10) Ohio State | 22) Michigan |
| 11) TCU | 24) Iowa |
| 12) Kansas State | 25) Ole Miss* |
| 13) Georgia Tech | *Vanderbilt Opponent |

Received Votes: Nebraska, Vanderbilt, Utah, Illinois, Oklahoma State, Harvard, Baylor, Florida State

USA Today/WBCA Coaches Top 25 as of Dec. 24

- | | |
|------------------------|----------------------|
| 1) UCLA (30) | 14) Duke |
| 2) South Carolina* (1) | 15) Kentucky* |
| 3) LSU* | 16) Georgia Tech |
| 4) Notre Dame | 17) North Carolina |
| 5) Southern Cal | 18) West Virginia |
| 6) Texas* | 19) Michigan State* |
| 7) UConn | 20) NC State |
| 8) Maryland | 21) Alabama* |
| 9) Ohio State | 22) Iowa |
| 10) Oklahoma* | 23) Baylor |
| 11) Kansas State | 24) California |
| 12) TCU | 25) Michigan |
| 13) Tennessee | *Vanderbilt Opponent |

Received Votes: Ole Miss*, Utah, Mississippi State*, Vanderbilt, Illinois, Florida State, Nebraska, Iowa State, George Mason





TV/RADIO ROSTER



1 Mikayla Blakes
G // 5-8 // Fr.
Somerset, N.J.
Rutgers Prep HS



2 Jada Brown
G // 5-8 // Jr.
Bentonville, Ark.
Bentonville HS



4 Madison Greene
G // 5-6 // So.
Columbus, Ohio
Pickerington Central HS



5 Leilani Kapinus
G // 5-10 // Gr.
Madison, Wis.
Penn State
James Madison Memorial HS



10 Jane Nwaba
F // 5-10 // Gr.
Carson, Calif.
Pepperdine
Palisades Charter HS




11 Jordyn Oliver
G // 5-10 // Gr.
Prosper, Texas
Duke // Baylor
Prosper HS



12 Khamil Pierre
F // 6-2 // So.
Phoenix, Ariz.
Perry HS



13 Justine Pissott
G/F // 6-4 // Jr.
Toms River, N.J.
Tennessee
Red Bank Catholic HS



14 Aiyana Mitchell
F // 6-4 // So.
Colorado Springs, Colo.
Fountain-Fort Carson HS



23 Iyana Moore
G // 5-8 // Sr.
Milwaukee, Wis.
Blackman HS



24 AGA Makurat
G // 6-2 // So.
Sierakowice, Poland
Sopocka Akademia
Tenisowa



30 Trinity Wilson
F // 6-3 // Fr.
Lakeville, Minn.
Lakeville North HS



35 Sacha Washington
F // 6-2 // Sr.
Lawrenceville, Ga.
Lawrenceville HS

COACHING STAFF




Shea Ralph
Head Coach
4th Season




Tom Garrick
Associate
Head Coach
4th Season



Ashley Earley
Assistant Coach
4th Season



Kevin DeMille
Assistant Coach
4th Season



Eric Munding
Assistant Coach
3rd Season



PLAYER QUICK NOTES



1 • MIKAYLA BLAKES

G • 5-8 • Fr. • Somerset, N.J. (Rutgers Prep HS)
Undeclared

GP-GS MIN/G FG% 3FG% FT% R/G A/G STL BLK PTS/G
24-25 13-13 28.3 46.8 31.2 87.0 2.6 3.7 2.8 0.2 20.3
CAREER 13-13 28.3 46.8 31.2 87.0 2.6 3.7 2.8 0.2 20.3

- 3x SEC Freshman of the Week Nov. 19, Nov. 26, Dec. 10
• First Dore to score double-digit points in all 13 games to begin her Vandy career since at least 1999-00
• Her 29 pts vs. Butler ties her for the 5th-most points scored by a Vandy freshman
• Had 23 pts, 5 reb, 5 ast, 2 stl in her first college game

TOP GAMES
24-25 SEASON CAREER
PTS 29, Butler (11/17/24) PTS 29, Butler (11/17/24)
REB 5, Lipscomb (11/4/24) REB 5, Lipscomb (11/4/24)
AST 8, Hampton (11/20/24) AST 8, Hampton (11/20/24)



2 • JADA BROWN

G • 5-8 • Jr. • Bentonville, Ark. (Bentonville HS)
Human & Organizational Development • (Jay-Duh)

GP-GS MIN/G FG% 3FG% FT% R/G A/G STL BLK PTS/G
24-25 9-0 6.2 55.6 50.0 75.0 1.1 0.3 0.7 0.0 1.7
CAREER 58-22 14.1 29.1 28.8 79.2 0.9 0.6 0.4 0.0 2.7

- Scored a season-high 6 pts vs. West Ga.
• Two-time SEC Winter Academic Honor Roll
• Made 22 career starts, all in '22-23
• Scored career-high 12 points vs. No. 13/11 NC State (11/24/22)

TOP GAMES
24-25 SEASON CAREER
PTS 6, West Georgia (12/21/24) PTS 12, vs. NC State (11/24/22)
REB 2 (4x), Last: West Ga. (12/21/24) REB 4 (4x), Last: Radford (12/31/22)
AST 1 (3x), Last: App St. (12/1/24) AST 5, Tarleton State (11/15/22)



4 • MADISON GREENE

G • 5-6 • So. • Columbus, Ohio (Pickerington Central HS)
Medicine, Health & Society

GP-GS MIN/G FG% 3FG% FT% R/G A/G STL BLK PTS/G
24-25 13-4 24.1 43.2 35.3 89.7 2.9 1.8 1.8 0.1 9.2
CAREER 24-4 22.1 42.9 35.5 84.8 2.3 1.5 1.6 0.1 8.2

- Scored a career-high 25 pts at Dayton
• Leads the team in points off the bench at 10.9 ppg
• Made her first career start at South Fla. (11/14) and scored 15 points with a career-best 5 3-pt FG
• Scored double-digit pts off the bench in 5 games this season

TOP GAMES
24-25 SEASON CAREER
PTS 25, at Dayton (12/19/24) PTS 25, at Dayton (12/19/24)
REB 5 (2x), Last: at Dayton (12/19/24) REB 5 (2x), Last: at Dayton (12/19/24)
AST 6, Samford (11/22/24) AST 6, Samford (11/22/24)



5 • LEILANI KAPINUS

G • 5-10 • Gr. • Madison, Wis. (Penn State)
Human Development Studies • (LAY-lawn-EE, Cap-N-IS)

GP-GS MIN/G FG% 3FG% FT% R/G A/G STL BLK PTS/G
24-25 12-0 19.9 45.0 29.4 73.7 3.9 2.3 2.2 0.7 6.1
CAREER 107-94 26.5 48.1 28.2 66.4 6.1 2.2 2.4 1.1 10.3

- Recorded two double-doubles on the year
• Made her Vanderbilt debut on Nov. 8 vs. Austin Peay
• Two-Time All-Big Ten HM & Defensive Team ('23, '24)
• Her 228 steals at Penn State ranks 11th in school history
• Scored 1,102 pts in her collegiate career

TOP GAMES
24-25 SEASON CAREER
PTS 11, Samford (11/22/24) PTS 25, vs. Saint Francis (12/17/23)
REB 11, Evansville (12/14/24) REB 15, vs. George Mason (3/21/24)
AST 6, Samford (11/22/24) AST 6 (2x), Last: Samford (11/22/24)



10 • JANE NWABA

G • 5-10 • Gr. • Carlson, Calif. (Pepperdine)
Medicine, Health & Society • (Wah-BUH)

GP-GS MIN/G FG% 3FG% FT% R/G A/G STL BLK PTS/G
24-25 13-11 15.5 51.9 33.3 81.8 2.4 1.0 0.8 0.5 5.3
CAREER 118-75 23.3 42.4 24.4 60.8 5.0 1.7 1.0 0.4 7.2

- Scored a season-high 12 pts vs. App State (Dec. 1)
• All-WCC Honorable Mention ('24)
• Collected 11 career double-doubles, with nine coming during '23-24
• Averaged 10.0 pts, 6.9 reb, 2.6 ast, & 1.1 stl over her final two seasons at Pepperdine

TOP GAMES
24-25 SEASON CAREER
PTS 12, Appalachian St. (12/1/24) PTS 22, San Francisco (2/1/24)
REB 6, Lipscomb (11/4/24) REB 12 (3x), Last: at LMU (1/27/24)
AST 3, Lipscomb (11/4/24) AST 8, at San Francisco (1/11/24)



11 • JORDYN OLIVER

G • 5-10 • Gr. • Carlson, Calif. (Baylor • Duke)
Leadership & Organizational Performance

GP-GS MIN/G FG% 3FG% FT% R/G A/G STL BLK PTS/G
24-25 13-13 27.6 44.6 0.0 87.5 5.2 3.2 1.4 0.5 4.4
CAREER 126-46 18.1 49.8 23.1 51.6 3.5 2.4 0.8 0.3 4.1

- Dished out 3-plus ast in 8 of her last 12 games
• Appeared in 126 collegiate games with 46 starts
• One of two players to start in all 13 games - M. Blakes
• Played 2 seasons at Baylor then 1 year at Duke
• ESPN 5-Star Recruit & McDonald's All-American in '19

TOP GAMES
24-25 SEASON CAREER
PTS 10, vs. Michigan State (11/27/24) PTS 15 (2x), Last: WKU (11/15/23)
REB 9, at Miami (12/4/24) REB 11 (2x), Last: vs. UNI (11/25/23)
AST 7, at Dayton (12/19/24) AST 10, Northwestern St. (12/18/20)



12 • KHAMIL PIERRE

F • 6-2 • So. • Phoenix, Ariz. (Perry HS)
Undeclared • (KAH-Meel, Pea-Air)

GP-GS MIN/G FG% 3FG% FT% R/G A/G STL BLK PTS/G
24-25 12-12 27.5 58.6 0.0 65.4 11.5 1.8 3.9 0.2 22.2
CAREER 45-23 21.4 49.0 18.2 66.2 7.0 1.0 1.8 0.4 12.4

- 2-x SEC Player of the Week - Nov. 26, Dec. 17
• Scored a school-record 42 pts vs. Evansville (Dec. 14)
• Ranks second in NCAA in double-doubles (10)
• Only NCAA D-I player to average at over 22.0 ppg and 11.5 rpg this season
• Leads he team in scoring at 22.2 ppg

TOP GAMES
24-25 SEASON CAREER
PTS 42, Evansville (12/14/24) PTS 42, Evansville (12/14/24)
REB 18, Evansville (12/14/24) REB 18, Evansville (12/14/24)
AST 5, at Dayton (12/14/24) AST 5, at Dayton (12/14/24)



13 • JUSTINE PISSOTT

G/F • 6-4 • Jr. • Toms River, N.J. (Tennessee)
Human & Organizational Development • (Pih-SOT)

GP-GS MIN/G FG% 3FG% FT% R/G A/G STL BLK PTS/G
24-25 8-0 9.3 30.8 29.4 50.0 2.8 0.4 0.4 0.0 2.9
CAREER 68-28 14.1 34.7 33.8 72.7 1.8 0.6 0.2 0.3 4.4

- Collected a season-best 7 reb. vs. App State
• Made season debut vs. Butler (Nov. 17)
• Appeared in 33 games and made 28 starts in her first season at Vanderbilt in '23-24
• Played one seasons at Tennessee

TOP GAMES
24-25 SEASON CAREER
PTS 6, Samford (11/22/24) PTS 17, Dayton (12/20/23)
REB 7, Appalachian St. (12/1/24) REB 7, Appalachian St. (12/1/24)
AST 1 (3x), Last: West Ga. (12/21/24) AST 4 (2x), Last: at UT Martin (11/9/23)



14 • AIYANA MITCHELL

F • 6-4 • So. • Colorado Springs, Colo. (Fountain-Carson HS)
Undeclared • (EYE-ON-UH)

GP-GS MIN/G FG% 3FG% FT% R/G A/G STL BLK PTS/G
24-25 13-1 12.3 58.3 0.0 66.7 3.5 0.3 0.6 0.5 5.5
CAREER 28-1 7.8 57.6 0.0 64.3 2.0 0.1 0.3 0.4 3.1

- Averaging 5.5 ppg and 3.5 rpg in 13 games in '24-25
• Made her first career start vs. App State (Dec. 1)
• Pulled down a career-high 6 reb. vs. Mich. State & App State
• Scored career-high 10 pts twice this season

TOP GAMES
24-25 SEASON CAREER
PTS 10 (2x), Last: App St. (12/1/24) PTS 10 (2x), Last: App St. (12/1/24)
REB 6 (2x), Last: App St. (12/1/24) REB 6 (2x), Last: App St. (12/1/24)
AST 2, West Georgia (12/21/24) AST 2, West Georgia (12/21/24)



23 • IYANA MOORE

G • 5-8 • Sr. • Milwaukee, Wis. (Blackman HS)
Human & Organizational Development • (EYE-ON-UH)

GP-GS MIN/G FG% 3FG% FT% R/G A/G STL BLK PTS/G
24-25 12-10 28.3 35.8 34.7 75.0 2.8 2.5 0.8 0.2 11.8
CAREER 80-61 32.1 37.3 35.8 81.0 3.1 2.6 1.4 0.1 13.2

- Third on the team in scoring at 11.8 ppg
• Her 1,055 pts ranks 34th in school history
• Scored her 1,000th career pt vs. App State
• All-SEC Second Team ('24)
• On a 6-game double-digit scoring streak

TOP GAMES
24-25 SEASON CAREER
PTS 17, Michigan State (11/27/24) PTS 37, at Kentucky (1/11/24)
REB 6 (2x), Last: Samford (11/22/24) REB 9, at Missouri (2/29/24)
AST 7, at Miami (12/4/24) AST 8, at Kentucky (1/11/24)



PLAYER QUICK NOTES



24 • AGA MAKURAT

G • 6-2 • So. • Sierakowice, Poland (Sopocka Akademia Tenisowa)
Human & Organizational Development • (AH-Gah MOCK-ew-RAH)

	GP-GS	MIN/G	FG%	3FG%	FT%	R/G	A/G	STL	BLK	PTS/G
24-25	9-0	13.5	25.0	20.6	1.000	3.0	1.0	0.2	0.5	3.3
CAREER	42-3	14.1	31.8	29.0	80.0	1.8	0.7	0.3	0.4	3.8

- Scored a season-high 10 pts vs. App State
- Appeared in 42 games and made three starts at Vanderbilt
- Shot 32.2% from behind the arc in '23-24
- Vanderbilt was 3-0 in games she started
- Led the Commodores in scoring twice in '23-24

TOP GAMES

24-25 SEASON	CAREER
PTS 10, Appalachian St. (12/1/24)	PTS 18 (2x), Last: at South Carolina (1/28/24)
REB 5 (2x), Last: West Ga. (12/21/24)	REB 7, at South Carolina (1/28/24)
AST 3, Appalachian St. (12/1/24)	AST 3 (3x), Last: App State (12/1/24)



30 • TRINITY WILSON

F • 6-3 • Fr. • Lakeville, Minn. (Lakeville North HS)
Undeclared

	GP-GS	MIN/G	FG%	3FG%	FT%	R/G	A/G	STL	BLK	PTS/G
24-25	7-0	5.7	38.1	---	33.3	2.0	0.6	0.0	0.3	2.4
CAREER	7-0	5.7	38.1	---	33.3	2.0	0.6	0.0	0.3	2.4

- Scored career-best 6 pts vs. West Ga. on 12.21
- Pulled down 5 reb and scored 2 pts in her debut vs. Lipscomb (11/4/24)
- Ranked the fifth-best player in Minnesota according to PrepGirlsHoops.com
- Collected over 1,000 pts and 1,000 reb during her prep career

TOP GAMES

24-25 SEASON	CAREER
PTS 6, West Georgia (12/21/24)	PTS 6, West Georgia (12/21/24)
REB 5 (2x), Last: APSU (11/8/24)	REB 5 (2x), Last: APSU (11/8/24)
AST 1 (4x), Last: West Ga. (12/21/24)	AST 1 (4x), Last: West Ga. (12/21/24)



35 • SACHA WASHINGTON

F • 6-2 • Sr. • Lawrenceville, Ga. (Collins Hill HS)
Human & Organizational Development • (Sah-SHUH)

	GP-GS	MIN/G	FG%	3FG%	FT%	R/G	A/G	STL	BLK	PTS/G
24-25	---	---	---	---	---	---	---	---	---	---
CAREER	99-72	24.9	.487	.000	.639	7.3	1.1	1.0	1.1	10.2

- Redshirting during the '24-25
- Cheryl Miller Award Preseason Watchlist
- Appeared in 99 games and made 72 starts in three seasons at Vanderbilt
- Led the team with 8 double-doubles in '23-24
- Led Vandy with 7.9 rpg in '23-24

TOP GAMES

24-25 SEASON	CAREER
PTS --	PTS 33, vs. La. Tech (12/03/22)
REB --	REB 17, Fairfield (11/12/23)
AST --	AST 7, Fairfield (11/12/23)



HC SHEA RALPH

Fourth Season • UConn '01
7-Time NCAA National Champion • 2000 NCAA Tournament MOP

- 63-49 overall record through three seasons at Vanderbilt
- Guided Vanderbilt to its first NCAA Tournament bid since the 2014 NCAA Tournament in 2023-24 and posted the Dores' first NCAA Tournament victory since 2013
- Posted the largest win improvement from one season to next in school history during the 2023-24 season, as Vandy's 23 victories marked an 11-win improvement from 2022-23
- Guided Vandy to a school record six SEC road wins in '23-'24
- Five players have earned All-SEC honors under Ralph

RALPH COACHING CAREER AT VANDERBILT

SEASON	OVERALL	SEC	SEC FINISH	POSTSEASON
2021-22	16-19	4-12	T-12th	WNIT Sweet 16
2022-23	12-19	3-13	12th	--
2023-24	23-10	9-7	6th	NCAA 1st Rd
2024-25	12-1	0-0	--	--
TOTAL	63-49	16-32		1 NCAA, 1 WNIT

DORE NOTES

BLAKES LEADING THE FRESHMEN

First-year guard Mikayla Blakes is making a case to be an early frontrunner for national freshman of the year. The 5-8 guard leads all NCAA Division I freshmen in points scored (264) and steals (37) and was the first freshman in NCAA Division I to score over 200 points this season.

Blakes is the only player to rank inside the top 10 among freshmen nationally in scoring, assists, and steals. Additionally, she leads all NCAA Division I freshmen in points scored (266), steals (34) and steals per game (2.83). The guard also ranks inside the top 10 among all freshmen in the country in made 3-point field goals (5th; 29), assists (6th; 48) and field goal percentage (6th; 46.8 percent).

The Somerset, New Jersey, native has won SEC Freshman of the Week three times. Blakes and Georgia Tech's Dani Carnegie are the only Power 4 player to win their conference's weekly freshman award three times this season.

WINNING BIG

Vanderbilt holds the fourth-best margin of victory in the nation coming into the weekend. The Commodores have been beating teams by an average of 33.4 points per game this season. Vandy has posted six wins of 45-plus points through the first 13 games of the 2024-25 season.

DOUBLE-DOUBLE MACHINE

Khamil Pierre is second in NCAA Division I with 10 double-doubles entering the weekend. She is one of two players nationally to collect 10 or more double-doubles during the 2024-25 season. Pierre's 10 double-doubles this season are the fifth-most in a single-season in program history. The school record is 14 double-doubles collected by current assistant coach Ashley Earley in the 2004-05 season.

HISTORIC START FOR BLAKES

Freshman Mikayla Blakes has scored 10-plus points in each of her first 13 games to begin her Vanderbilt career. She is the first Dore since at least 1999-00 to open their Vandy career with 13-straight games with 10-plus points. Additionally, it is the fourth-longest double-digit scoring streak to begin a season in school history.

KHAMIL'S PUTTING UP ELITE NUMBERS

Sophomore Khamil Pierre is the only NCAA Division I players to average over 22.0 points and 11.0 rebounds this season. The 6-2 forward is putting up a team-best 22.2 points per game and 11.5 rebounds per contest. Her 10 double-doubles this season are the second-most in the nation.

Pierre currently leads the SEC in field goals made (116), steals (47), and steals per game (3.9). She ranks in the top three in the conference in double-doubles (2nd; 10), points per game (2nd; 22.2), rebounds (2nd; 128), rebounds per game (2nd; 11.5), points scored (3rd; 266), and field goal percentage (4th; 58.6).

KHAMIL EARNS HER SECOND SEC PLAYER OF THE WEEK HONOR

Sophomore Khamil Pierre was named SEC Player of the Week for the second time this season on Dec. 17. The 6-2 forward averaged an SEC-best 42.0 points, 18.0 points, and 8.0 steals this week, as Pierre set the Vanderbilt women's basketball single-game scoring record with a 42-point performance against Evansville in a 106-40 win on Dec. 16. It is Pierre's second SEC Player of the Week selection of her career, as she previously earned the distinction on Nov. 26 of this season. She is the first player since Cijaja Harbison in 2022-23 to be named SEC Player of the Week multiple times in a season. Pierre also becomes the fifth Commodore to earn multiple SEC Player of the Week honors. Overall, it is Pierre's seventh SEC weekly honor, as she was named SEC Freshman of the Week a program-record five times during the 2023-24 campaign.



DORE NOTES

PIERRE HAULING IN THE AWARDS

The U.S. Basketball Writers Association (USBWA) named Vanderbilt women's basketball sophomore Khamil Pierre as one of five USBWA Ann Meyers Drysdale National Players of the Week.

It is the first USBWA Ann Meyers Drysdale National Players of the Week selection for Pierre. Additionally, she was also selected as this week's runner-up for the Associate Press National Player of the Week and was named the Tennessee Sports Writers Association (TSWA) Women's Basketball Player of the Week.

PIERRE'S 42-POINT PERFORMANCE

Khamil Pierre put on one of the most memorable performances in Vanderbilt women's basketball history in the 106-40 win over Evansville on Dec. 14. She posted 42 points, 18 rebounds, and eight steals in the win over the Purple Aces. Her 42-point performance set a new program record for most points scored in a single game, passing the previous mark of 41 points shared by Chantelle Anderson (Feb. 8, 2001) and Cjaja Harbison (Jan. 29, 2023).

The 6-2 forward started her day with a bang against the Purple Aces, scoring 20 points in the first quarter. Pierre's performance in the opening frame on Saturday marked the most points scored by a Commodore in the first quarter in program history. Additionally, Pierre ties Marnelle Garraud's program record for most points scored in any quarter, which was set on Jan. 16, 2023, in the fourth quarter at Arkansas.

Her 19 made field goals tie the program record for more field goals made in a game in Vanderbilt history, tying Anderson's 19 made field goals in her 40-point performance vs. Portland State. The 19 made field goals are also the sixth-most in SEC history.

The 42 points scored are the most in an NCAA Division I game this season. It is also tied for the most points scored by an SEC player since the 2020-21 season.

2024-25 GAME-BY-GAME STARTERS

Team	G	G	G	F	F	Result
Lipscomb	Blakes	Moore	Nwaba	Oliver	Pierre	W, 102-50
Austin Peay	Blakes	Moore	Nwaba	Oliver	Pierre	W, 93-37
at South Florida	Blakes	Greene	Nwaba	Oliver	Pierre	W, 62-49
Butler	Blakes	Greene	Nwaba	Oliver	Pierre	W, 81-52
Hampton	Blakes	Moore	Nwaba	Oliver	Pierre	W, 94-46
Samford	Blakes	Moore	Nwaba	Oliver	Pierre	W, 104-59
vs. Arizona	Blakes	Greene	Moore	Oliver	Pierre	W, 71-60
vs. Michigan State	Blakes	Greene	Moore	Oliver	Pierre	L, 78-70
Appalachian State	Blakes	Moore	Nwaba	Oliver	Mitchell	W, 94-40
at Miami	Blakes	Moore	Nwaba	Oliver	Pierre	W, 88-70
Evansville	Blakes	Moore	Nwaba	Oliver	Pierre	W, 106-40
at Miami	Blakes	Moore	Nwaba	Oliver	Pierre	W, 80-66
West Georgia	Blakes	Moore	Nwaba	Oliver	Pierre	W, 103-68

LINEUP RECORDS

Blakes/Moore/Nwaba/Oliver/Pierre	7-0
Blakes/Greene/Nwaba/Oliver/Pierre	2-0
Blakes/Moore/Nwaba/Oliver/Pierre	1-0
Blakes/Moore/Nwaba/Oliver/Mitchell	1-0
Blakes/Greene/Moore/Oliver/Pierre	1-1

STAT SUPERLATIVES

MOST GAMES PLAYED

126, JORDYN OLIVER*

MOST GAMES PLAYED AT VANDY

99, SACHA WASHINGTON

MOST GAMES STARTED

94, LEILANI KAPINUS*

MOST GAMES STARTED AT VANDY

76, SACHA WASHINGTON

MOST CONSECUTIVE GAMES PLAYED

32, JORDYN OLIVER

MOST CONSECUTIVE GAMES STARTED

13, MIKAYLA BLAKES/JORDYN OLIVER

GAMES W/ DOUBLE-DIGIT POINTS

	2024-25 CAREER	
MIKAYLA BLAKES	13	13
KHAMIL PIERRE	12	26
IYANA MOORE	9	53
MADISON GREENE	6	9
LEILANI KAPINUS*	3	62
AIYANA MITCHELL	2	2
JANE NWABA*	1	37
JORDYN OLIVER*	1	11
AGA MAKURAT	1	4
SACHA WASHINGTON	--	50
JUSTINE PISSOTT*	--	8
JADA BROWN	--	2

GAMES W/ DOUBLE-DIGIT REBOUNDS

	2024-25 CAREER	
KHAMIL PIERRE	10	14
LEILANI KAPINUS*	2	16
SACHA WASHINGTON	--	27
JANE NWABA*	--	14
JORDYN OLIVER*	--	3

DOUBLE-DOUBLES

	2024-25 CAREER	
KHAMIL PIERRE	10	14
LEILANI KAPINUS*	2	14
SACHA WASHINGTON	--	22
JANE NWABA*	--	11
JORDYN OLIVER*	--	3

20-PLUS POINT GAMES

	2024-25 CAREER	
MIKAYLA BLAKES	8	8
KHAMIL PIERRE	7	8
MADISON GREENE	1	1
IYANA MOORE	--	13
SACHA WASHINGTON	--	6
LEILANI KAPINUS*	--	6
JANE NWABA*	--	1

30-PLUS POINT GAMES

	2024-25 CAREER	
IYANA MOORE	--	2
SACHA WASHINGTON	--	1
KHAMIL PIERRE	1	1

40-PLUS POINT GAMES

	2024-25 CAREER	
KHAMIL PIERRE	1	1

CURRENT DOUBLE-DIGIT SCORING STREAK

15, KHAMIL PIERRE

CONSECUTIVE GAMES W/ MADE 3-POINTER

9, MIKAYLA BLAKES

CONSECUTIVE GAMES W/ AN ASSIST

13, MIKAYLA BLAKES

CONSECUTIVE GAMES W/ A BLOCK

2, JORDYN OLIVER

CONSECUTIVE GAMES W/ A STEAL

9, KHAMIL PIERRE

* STARTED COLLEGIATE CAREER AT ANOTHER SCHOOL





DORE NOTES

MADDIE'S HOMECOMING

Sophomore Madison Greene had a memorable return trip to her home state of Ohio, as she scored a career-high 25 points off the bench against at Dayton on Dec. 19. Greene is the first Dore to score at least 25 points in a reserve role since Erin Whalen's 25-point performance vs. No. 10-ranked South Carolina on Jan. 18, 2018.

KHAMIL COMING UP ACES AGAINST EVANSVILLE

The 42 points, 18 rebounds, and eight steals for Khamil Pierre against Evansville establish new career highs in each category. Her combined 60 points and rebounds are the most collected by a Vanderbilt women's basketball player in a game in program history. Her 42-point performance last Saturday also extended her career-long double-digit scoring streak to 13 games dating back to last season. She also collected her eighth double-double of the season, which is tied for the sixth-most in a season since 1999-00.

Pierre is the fifth NCAA Division I women's basketball player since 1999-00 to have a game stat line of 40-plus points, 15-plus rebounds, and 5-plus steals, and she is the first player to accomplish the feat since the 2013-14 season. Pierre is the fifth Commodore since 1999-00 to have a game with 30-plus points and 10-plus rebounds.

MITCH'S IMPROVEMENT

Sophomore Aiyana Mitchell made her first collegiate start on Dec. 1 against Appalachian State. The 6-4 forward matched her career highs in points (10) and rebound (6) in a career-best 20 minutes of action against the Mountaineers. Mitchell is averaging a career-best 5.5 points and 3.5 rebounds through 13 games this season.

BLAKES WINS THIRD SEC FRESHMAN OF THE WEEK

The SEC announced on Dec. 10 that Vanderbilt women's basketball guard Mikayla Blakes has been named the SEC Freshman of the Week for the third time this season. The guard scored 26 points at Miami on Dec. 4 to help the Dores register an 88-70 win in their only game last week. Her 26 points against the Hurricanes were the most points scored by an SEC freshman that week. Additionally, her 26-point outing against the Canes marked the third-most points scored by a Vanderbilt freshman in a true road contest in program history and ranks as the 12th-most scored in a contest by a Commodore frosh.

SETTING QUARTER RECORDS

Vanderbilt outscored Appalachian State 33-2 in the first quarter en route to a 94-40 win on Dec. 1. The two points scored against the Commodores were the fewest points the program has allowed in any quarter in school history. The plus-31-point advantage at the end of the quarter marked the largest scoring margin in a single quarter in program history. The NCAA moved women's basketball from two halves to four quarters prior to the start of the 2015-16 season.

MIXING AND MATCHING

Vanderbilt used its fourth different starting lineup in the Dec. 1 win over Appalachian State, as graduate student Jane Nwaba returned to the starting five and sophomore Aiyana Mitchell made her first career start. Mitchell makes the seventh different Commodore to record a start through the season's first 10 games.

SHARING THE BALL

Vanderbilt dished out a season-high 23 assists in the Nov. 22 win over Samford. The Commodores have collected 20 or more assists in back-to-back games coming into the Acrisure Classic, as they also posted 22 assists in the victory over Hampton on Nov. 20.

Graduate student Jordyn Oliver has handed out three or more assists in eight of her last 12 games, with a high mark of seven at Dayton on Dec. 19.

DOUBLE-DOUBLE DUO

Sophomore Khamil Pierre and graduate student Leilani Kapinus became the first set of Commodore teammates to record a double-double in the same game this season the win over Samford on Nov. 22. Pierre registered 21 points and 12 rebounds to post her fifth double-double of the season, while Kapinus collected 11 points and 10 rebounds to record her first at Vanderbilt. It is the first time since March 7, 2024, that two Vanderbilt players posted a double-double in the same game, as Pierre and Sacha Washington accomplished the feat against Florida in the second round of the 2024 SEC Tournament.

PIERRE NAMED SEC PLAYER OF THE WEEK

Sophomore Khamil Pierre was named SEC Player of the Week for the first time in her career on Nov. 26. She averaged 18.0 points, 12.0 rebounds, and 3.5 steals in a pair of home wins over Hampton (Nov. 20) and Samford (Nov. 22). The two double-doubles pushed her season total to an NCAA-best five. Her 17 made field goals were the second-most during the week, as she shot 56.7 percent from the field. Pierre's 12.0 rebounds per game average was second-highest in the SEC last week. She scored double-digit points in both contests this week to extend her career-best double-digit scoring average to nine games dating back to last season. The sophomore is one of four NCAA Division I players who have posted a double-double in all but one game their team has played this season, while she is one of seven players in the nation averaging at least 19.0 points and 11.0 rebounds.

BLAKES PICKS UP HER SECOND SEC FRESHMAN OF THE WEEK AWARD

Mikayla Blakes was named SEC Freshman of the Week for the second-straight week on Nov. 26. Blakes averaged 18.0 points and led all SEC freshmen at 6.5 assists per game last week. The guard contributed 33.0 points per game between points and assists in a pair of Vandy wins. Her career-high eight assists against Hampton on Nov. 20 were the most by an SEC player this week and the second-most by an SEC freshman this season. The guard was extremely efficient from the field, shooting 53.8 percent (14-of-26). She leads all SEC freshmen in scoring at 20.0 points per game. Blakes is the first Vanderbilt freshman since 2009-10 to score 14 or more points and have two or more steals in each of their first six games.

BLAKES' CONTRIBUTIONS

Freshman Mikayla Blakes scored 22 points and dished out a career-high eight assists vs. Hampton on Nov. 20. She scored or had an assist on a total of 41 points against Lady Pirates, contributing to 44 percent of Vanderbilt's 94 points scored. Her career-best eight assists against Hampton on are the most by the second-most by an SEC freshman this season.

BLAKES EARNS HER FIRST SEC FRESHMAN OF THE WEEK HONOR

Mikayla Blakes earned the first SEC weekly honor of her career, as she was named the SEC Freshman of the Week on Tuesday. The Somerset, New Jersey, native led all SEC freshmen in scoring during the week, putting up 22.5 points per game in a pair of Commodore wins. She is the first Commodore to be named SEC Freshman of the Week since Khamil Pierre, who captured the award a school-record five times during the 2023-24 campaign. Blakes becomes the fifth player to win the conference's weekly freshman honor under head coach Shea Ralph, joining Pierre, Ryanne Allen, Iyana Moore, and Sacha Washington.

BLAKES' BIG NIGHT VS. BUTLER

Freshman Mikayla Blakes dropped a career-high 29 points in the 81-52 home win against Butler on Nov. 17. Her 29-point performance vs. the Bulldogs is tied for the fifth-most points scored in a game by a Vanderbilt freshman. She matches with Kady Schrann (vs. LSU, Jan. 29, 2012), Barbara Brackman (vs. Duke, March 13, 1982), and Harriet Brumfield (at Delta State, Feb. 20, 1982, and vs. Northwestern, Nov. 27, 1981).

PIERRE'S SEASON-OPENING DOUBLE-DOUBLE STREAK

Khamil Pierre opened the 2024-25 season posting a double-double in three-straight games. She became the first Commodore since Koi Love in 2020-21 to open a season collecting three-straight double-doubles.

GREENE MAKING THE MOST OF HER FIRST START

Sophomore Madison Greene shined in her first career start at Vanderbilt in the 62-49 win at South Florida on Nov. 14. The guard was inserted into the lineup with senior Iyana Moore battling back spasms and turned in a season-high 15 points. Greene hit a career-best five 3-point field goals against the Bulldogs. She is the first Commodore to hit five 3-pointers in a game since Justine Pissott against Dayton on Dec. 20, 2023.

SEASON-OPENING DOUBLE-DOUBLE FOR KHAMIL

Khamil Pierre got her sophomore campaign started in a big way, as the 6-2 forward scored 25 points and pulled down 14 rebounds in the season-opening win over Lipscomb. It was the first time that a Commodore posted a double-double in a season opener since Koi Love's 24-point, 10-rebound performance at Little Rock in the first game of the 2020-21 season. It is Pierre's fifth career double-double, while she extended her double-digit scoring streak to four games dating back to last season.





DORE NOTES

A REMARKABLE DEBUT

Freshman Mikayla Blakes put on a spectacular showing in her Vanderbilt debut this past Monday, as she recorded 23 points, five assists, and five rebounds to go along with a pair of steals. She is the first Commodore to score 23 or more points in their debut game since Rebekah Dahlman's 23-point outing in her debut on Nov. 11, 2013, against Appalachian State.

GREENE'S RETURN

Madison Greene had a standout return to the court after missing the final 22 games last season. Greene recorded 14 points in 28 minutes off the bench in the season opener vs. Lipscomb on Nov. 4. She also established new career highs in steals (6), assists (4), and field goals made (6) in her return against the Bisons.

100-POINT BREAKOUT IN THE SEASON OPENER

Vanderbilt scored 100-plus points in a game for the first time since putting up 106 points in a 106-55 win at Tennessee State on Nov. 25, 2019. It was the first time under head coach Shea Ralph that the Commodores have tallied 100 or more points in a game. It was also the first time that Vandy scored 100-plus points at Memorial Gym since they knocked off Quinnipiac, 111-53, on Nov. 26, 2010. It is also the 47th time that Vanderbilt women's basketball has scored 100 or more points in a game in program history.

RETURNING FIRE POWER

Vanderbilt returns 78.4 percent of its scoring from last season as the Commodores bring back nine players from the 2023-24 roster. The group of returnees includes five players who started 10 or more games for the Dores a year ago, four of which started for Vandy during last year's NCAA Tournament run.

EXPERIENCED ROSTER

Vanderbilt is one of the most experienced teams in the SEC this season, as they have four players who have played in 90-plus games during their college career. That list includes Jordyn Oliver (114), Jane Nwaba (106), Sacha Washington (99), and Leilani KAPINUS (95). The Commodores are one of four SEC teams that have four or more players who have played in 90 more collegiate games.

WATCH OUT FOR WASHINGTON

Senior Sacha Washington was among 20 players named to the 2025 Cheryl Miller Award preseason watchlist, which goes to the nation's top small forward. Washington is the first Commodore to be considered for the Miller Award. The Lawrenceville, Georgia, native had a career year in 2023-24, as she averaged a personal-best 12.1 points and 7.9 rebounds per game. She shot 52.6 percent from the floor, had a team-best 44 blocks, and started in all 33 contests. The 6-2 forward scored double-digits in 18 games, which included a career-high 33 points against Louisiana Tech. She pulled down 10 or more rebounds in 10 contests and had nine double-doubles last season.

MOORE PRODUCTION

Senior Iyana Moore comes into Friday riding an nine-game double-digit scoring streak. The guard averaged a team-high 14.2 points per game a year ago. Her 17.6 points per game in SEC games ranked sixth in the conference last year. Her career-high 37-point performance at Kentucky was the most points scored by a player in an SEC contest last season.

ONE OF THE SEC'S BEST

Senior Sacha Washington, 2024-25 season, is one of two SEC players who have collected over 1,000 points, 700 rebounds, and 100 blocks in their career, joined by Ole Miss' Madison Scott. Washington became the 41st Commodore to score 1,000 career points during Vanderbilt's NCAA Tournament run last season. She comes into the year having amassed 1,008 points, 720 rebounds, 108 blocks, and 105 assists in 99 career games.

A TANGIBLE IMPROVEMENT

Vanderbilt's 23 wins this season marks an 11-win improvement from last year's win total of 12. It was tied for the largest improvement in win total from year-to-year in program history, matching the 1983-84 team.

SEC PROJECTIONS

Vanderbilt will be out to prove the preseason prognosticators wrong this year once again. The Commodores were selected to finish 10th in the SEC Preseason Media Poll and 12th in the SEC Coaches Poll. Vandy has finished better than projected in the preseason polls each year under head coach Shea Ralph. Last season, the Dores were picked to finish 13th in the preseason coaches poll and 14th in the preseason media poll, then went 9-7 in SEC games last season to finish in sixth place.





STATISTICAL RANKINGS

Statistic	RANKING (as of 12.26)		
	NCAA D-1	SEC	Value
Assist/Turnover Ratio (353 ranked)	23	6	1.30
Assists Per Game (353 ranked)	33	5	17.5
Bench Points Per Game (353 ranked)	77	9	24.7
Blocks Per Game (353 ranked)	141	14	3.3
Field Goal Percentage (353 ranked)	42	9	46.3
Field Goal Percentage Defense (353 ranked)	86	11	37.7
Fouls Per Game (353 ranked)	63	4	14.9
Free Throw Attempts Per Game (353 ranked)	99	8	18.23
Free Throw Percentage (353 ranked)	33	3	76.4
Free Throws Made Per Game (353 ranked)	50	6	13.92
Rebound Margin (353 ranked)	18	6	10.3
Rebounds (Defensive) Per Game (353 ranked)	170	12	25.3
Rebounds (Offensive) Per Game (353 ranked)	4	2	18.7
Rebounds Per Game (349 ranked)	15	5	44.00
Scoring Defense (353 ranked)	30	4	54.9
Scoring Margin (349 ranked)	4	3	33.4
Scoring Offense (353 ranked)	8	5	88.3
Steals Per Game (353 ranked)	5	2	14.6
Three Point Attempts Per Game (353 ranked)	91	6	22.4
Three Point Percentage (353 ranked)	159	10	31.3
Three Point Percentage Defense (353 ranked)	64	7	26.8
Three Pointers Per Game (353 ranked)	107	7	7.0
Turnover Margin (353 ranked)	4	2	11.77
Turnovers Forced Per Game (353 ranked)	11	2	25.15
Turnovers Per Game (353 ranked)	32	4	13.4
Winning Percentage (350 ranked)	11	3	92.3

Individual	RANKING (as of 12.26)		
	NCAA D-1	SEC	Value
Mikayla Blakes			
Assists/Turnover Ratio	151	14	1.55
Assists	108	12	48
Assists Per Game	168	14	3.7
Field Goal Attempts	19	3	201
Field Goal Percentage	135	15	46.8
Field Goals Made	18	6	94
Free Throw Attempts	113	10	54
Free Throw Percentage	43	3	87.0
Free Throw Made	62	6	47
Points Scored	12	4	264
Points Per Game	19	5	20.3
Steals	15	3	37
Steals Per Game	24	3	2.85
Three Point Attempts	18	3	93
Three Point Percentage	176	11	31.2
Three Pointers Made	56	4	29
Three Pointers Per Game	106	9	2.23

Khamil Pierre			
Double Doubles	2	2	10
Field Goal Attempts	20	4	198
Field Goal Percentage	21	4	58.6
Field Goals	3	1	116
Free Throw Attempts	142	13	52
Points Scored	10	3	266
Points Per Game	6	2	22.2
Rebounds	5	2	138
Defensive Rebounds Per Game	21	3	6.8
Offensive Rebounds Per Game	11	2	4.7
Rebounds Per Game	6	2	11.5
Steals	2	1	47
Steals Per Game	3	1	3.92

Leilani Kapinus			
Steals	106	8	26
Steals Per Game	132	8	2.17

Iyana Moore			
Three Pointers Attempts	118	10	72
Three Point Percentage	141	9	34.7
Three Pointers Made	117	10	25
Three Pointers Per Game	150	13	2.08
Jordyn Oliver			
Assists/Turnover Ratio	62	9	2.16

LEADERS & MISCELLANEOUS STATS

Leading Scorer - Season
Khamil Pierre - 22.2 ppg

Leader in FG% - Season
Khamil Pierre - 58.6% (116-198)

Leader in FT% - Season
Mikayla Blakes - 87.0% (47-54)

Leader in 3-PFG% - Season
Iyana Moore - 34.7% (25-72)

Leader in 3-PFGM - Season
Mikayla Blakes - 29 3PFGM

Leading Rebounder - Season
Khamil Pierre - 11.5 rpg

Leader in Assists - Season
Mikayla Blakes - 3.7 apg

Leader in Steals - Season
Khamil Pierre - 3.9 spg

Leader in Blocks - Season
Leilani Kapinus - 0.7 bpg

40-Pt Scoring Games
Khamil Pierre - 1

Ind. High Points - Game
42 pts - Khamil Pierre vs. Evansville (12/14/24)

Ind. High Rebounds - Game
18 reb - Khamil Pierre vs. Evansville (12/14/24)

Ind. High FTM - Game
8 FTM - Madison Greene at Dayton (12/19/24)

Ind. High 3-Pt FGM - Game
5 3PM - Madison Greene at South Florida (11/14/24)

Ind. High Assists - Game
8 - Mikayla Blakes vs. Arizona (11/26/24) at Miami (12/04/24)

Ind. High Blocks - Game
3 - Jane Nwaba vs. Hampton (11/20/24)

Ind. High Steals - Game
8 - Khamil Pierre vs. Evansville (12/14/24)

Largest Margin of Victory
66 pts - 106-40 vs. Evansville (12/14/24)

Largest Halftime Lead
38 pts - 58-20 vs. Evansville (12/14/24)

Largest Halftime Deficit
2 pts - 29-27 vs. Michigan State (11/27/24)

Largest Vandy Lead
68 pts - 106-38 vs. Evansville (12/14/24)

Largest Vandy Deficit
11 pts - 73-62 vs. Michigan State (11/27/24)

Longest Scoring Run
26-0 vs. Hampton (11/20/24)

Longest Opp. Scoring Run
11-0 - vs. Michigan State (11/27/24)

Largest 1st Half Deficit in a Win
7 pts - 7-0 at Dayton (12/19/24)

Largest 2nd Half Deficit in a Win
--

SCORING HIGH-LOW QUARTERS

Most 1st Quarter Points Scored
34, vs. Evansville - 12.14.24

Most 1st Quarter Points Scored (SEC Games)
--

Fewest 1st Quarter Points Scored
15, vs. Arizona - 11.26.24

Fewest 1st Quarter Points Scored (SEC Games)
--

Most 2nd Quarter Points Scored
35, vs. West Georgia - 12.21.24

Most 2nd Quarter Points Scored (SEC Games)
--

Fewest 2nd Quarter Points Scored
8, vs. Michigan State - 11.27.24

Fewest 2nd Quarter Points Scored (SEC Games)
--

Most 1st Quarter Points Allowed
23, vs. Samford - 11.22.24

Most 1st Quarter Points Allowed (SEC Games)
--

Fewest 1st Quarter Points Allowed
2, vs. Appalachian State - 12.1.24

Fewest 1st Quarter Points Allowed (SEC Games)
--

Most 2nd Quarter Points Allowed
24, at Dayton - 12.14.24

Most 2nd Quarter Points Allowed (SEC Games)
--

Fewest 2nd Quarter Points Allowed
7, vs. Hampton - 11.20.24

Fewest 2nd Quarter Points Allowed (SEC Games)
--

Most 3rd Quarter Points Scored
28 (2x), vs. Evansville - 12.14.24

Most 3rd Quarter Points Scored (SEC Games)
--

Fewest 3rd Quarter Points Scored
13, at Dayton - 12.14.24

Fewest 3rd Quarter Points Scored (SEC Games)
--

Most 4th Quarter Points Scored
38, vs. Samford - 11.22.24

Most 4th Quarter Points Scored (SEC Games)
--

Fewest 4th Quarter Points Scored
8, at South Florida - 11.14.24

Fewest 4th Quarter Points Scored (SEC Games)
--

Most 3rd Quarter Points Allowed
25, West Georgia - 12.21.24

Most 3rd Quarter Points Allowed (SEC Games)
--

Fewest 3rd Quarter Points Allowed
4 (2x), vs. Hampton - 11.20.24

Fewest 3rd Quarter Points Allowed (SEC Games)
--

Most 4th Quarter Points Allowed
33, vs. Michigan State - 11.27.24

Most 4th Quarter Points Allowed (SEC Games)
--

Fewest 4th Quarter Points Allowed
7, vs. Austin Peay - 11.8.24

Fewest 4th Quarter Points Allowed (SEC Games)
--

SEC PLAYER OF THE WEEK

Week	Player
11-12	Raegen Beers, Okla.
11-19	Talaysia Cooper, Tenn.
11-26	Khamil Pierre, Vandy
12-03	Aneesha Morrow, LSU
	Payton Verhulst, Okla.
12-10	Izzy Higginbottom, Ark.
	Mikaylah Williams, Tenn.
12-17	Khamil Pierre, Vandy

Week	Player
11-12	Clara Silva, UK
11-19	Mikayla Blakes, Vandy
11-26	Mikayla Blakes, Vandy
	Sira Thienou, Ole Miss
12-03	Joyce Edwards, SC
	Justice Carlton, Texas
12-10	Mikayla Blakes, Vandy
	Syriah Daniels, Auburn



2024-25 OVERALL STATS

Game Records

Record	Overall	Home	Away	Neutral
ALL GAMES	12-1	8-0	3-0	1-1
CONFERENCE	0-0	0-0	0-0	0-0
NON-CONFERENCE	12-1	8-0	3-0	1-1

Score by Periods

Team	1st	2nd	3rd	4th	OT	TOT
Vanderbilt	314	274	283	277	0	1148
Opponents	177	156	193	188	0	714

Team Box Score

No.	Player	Total			3-Point			F-Throw		Rebounds				Other Stats								
		GP-GS	MIN	AVG	FG-FGA	FG%	3FG-3FGA	3FG%	FT-FTA	FT%	OFF	DEF	TOT	AVG	PF	DQ	A	TO	BLK	STL	PTS	AVG
12	PIERRE, Khamil	12-12	329:51	27.5	116-198	.586	0-2	.000	34-52	.654	56	82	138	11.5	33	1	21	20	2	47	266	22.2
1	BLAKES, Mikayla	13-13	367:27	28.3	94-201	.468	29-93	.312	47-54	.870	16	18	34	2.6	29	0	48	31	2	37	264	20.3
23	MOORE, Iyana	12-11	339:03	28.3	48-136	.353	25-72	.347	21-28	.750	7	26	33	2.8	25	0	30	31	2	9	142	11.8
4	GREENE, Madison	13-4	313:28	24.1	41-95	.432	12-34	.353	26-29	.897	12	26	38	2.9	25	0	24	26	1	23	120	9.2
5	KAPINUS, Leilani	12-0	238:42	19.9	27-60	.450	5-17	.294	14-19	.737	23	24	47	3.9	22	0	27	13	8	26	73	6.1
14	MITCHELL, Aiyana	13-1	159:38	12.3	28-48	.583	0-0	.000	16-24	.667	25	20	45	3.5	18	0	4	8	7	8	72	5.5
10	NWABA, Jane	13-11	201:18	15.5	27-52	.519	6-18	.333	9-11	.818	14	17	31	2.4	12	0	13	9	7	11	69	5.3
11	OLIVER, Jordyn	13-13	358:52	27.6	25-56	.446	0-0	.000	7-8	.875	32	36	68	5.2	13	0	41	19	7	18	57	4.4
24	MAKURAT, Aga	9-0	121:49	13.5	11-44	.250	7-34	.206	1-1	1.000	7	20	27	3.0	3	0	9	7	5	2	30	3.3
13	PISSOTT, Justine	8-0	74:12	9.3	8-26	.308	5-17	.294	2-4	.500	7	15	22	2.8	5	0	3	2	0	3	23	2.9
30	WILSON, Trinity	7-0	40:09	5.7	8-21	.381	0-0	.000	1-3	.333	5	9	14	2.0	2	0	4	2	2	0	17	2.4
2	BROWN, Jada	9-0	55:31	6.2	5-9	.556	2-4	.500	3-4	.750	4	6	10	1.1	7	0	3	2	0	6	15	1.7
Team											35	30	65				4					
Total		13	2600		438-946	.463	91-291	.313	181-237	.764	243	329	572	44.0	194	1	227	174	43	190	1148	88.3
Opponents		13	2600		274-727	.377	69-257	.268	97-149	.651	145	293	438	33.7	227	2	154	327	37	93	714	54.9

Team Statistics

	VU	OPP
Scoring	1148	714
Points per game	88.3	54.9
Scoring margin	+33.4	-
Field goals-att	438-946	274-727
Field goal pct	.463	.377
3 point fg-att	91-291	69-257
3-point FG pct	.313	.268
3-pt FG made per game	7.0	5.3
Free throws-att	181-237	97-149
Free throw pct	.764	.651
F-Throws made per game	13.9	7.5
Rebounds	572	438
Rebounds per game	44.0	33.7
Rebounding margin	+10.3	-
Assists	227	154
Assists per game	17.5	11.8
Turnovers	174	327
Turnovers per game	13.4	25.2
Turnover margin	+11.8	-
Assist/turnover ratio	1.3	0.5
Steals	190	93
Steals per game	14.6	7.2
Blocks	43	37
Blocks per game	3.3	2.8
Winning streak	5	-
Home win streak	8	-
Attendance	22971	6345
Home games-Avg/Game	8-2871	3-2115
Neutral site-Avg/Game	-	2-533

Team Results

Date	Opponent	Score	Att.
11/04/2024	Lipscomb	W 102-50	5282
11/08/2024	Austin Peay	W 93-37	2343
11/14/2024	at South Fla.	W 62-49	2606
11/17/2024	Butler	W 81-52	2615
11/20/2024	Hampton	W 94-45	2353
11/22/2024	Samford	W 104-59	2524
11/26/2024	vs Arizona	W 71-60	450
11/27/2024	vs Michigan St.	L 70-78	615
12/01/2024	App State	W 94-40	2621
12/04/2024	at Miami (FL)	W 88-70	2107
12/14/2024	Evansville	W 106-40	2599
12/19/2024	at Dayton	W 80-66	1632
12/21/2024	West Ga.	W 103-68	2634





2023-24 SEC STATS

Game Records

Record	Overall	Home	Away	Neutral
ALL GAMES	9-7	3-5	6-2	0-0
CONFERENCE	9-7	3-5	6-2	0-0
NON-CONFERENCE	0-0	0-0	0-0	0-0

Score by Periods

Team	1st	2nd	3rd	4th	OT	TOT
Vanderbilt	225	249	296	275	0	1045
Opponents	240	230	302	284	0	1056

Team Box Score

No.	Player				Total		3-Point		F-Throw		Rebounds											
		GP-GS	MIN	AVG	FG-FGA	FG%	3FG-3FGA	3FG%	FT-FTA	FT%	OFF	DEF	TOT	AVG	PF	DQ	A	TO	BLK	STL	PTS	AVG
23	MOORE, Iyana	16-16	603:39	37.7	89-214	.416	35-96	.365	69-75	.920	11	50	61	3.8	41	0	47	47	2	22	282	17.6
12	PIERRE, Khamil	16-7	355:20	22.2	60-147	.408	2-9	.222	45-61	.738	30	69	99	6.2	45	1	13	29	5	18	167	10.4
35	WASHINGTON, Sacha	16-16	462:13	28.9	63-138	.457	0-0	.000	34-50	.680	51	62	113	7.1	46	3	15	42	18	17	160	10.0
3	CAMBRIDGE, Jordyn	16-16	559:44	35.0	55-191	.288	17-83	.205	30-43	.698	17	58	75	4.7	48	3	71	48	4	43	157	9.8
13	PISSOTT, Justine	16-14	354:25	22.2	39-101	.386	29-71	.408	0-0	.000	5	35	40	2.5	24	1	8	23	9	7	107	6.7
11	OLIVER, Jordyn	16-10	420:05	26.3	31-56	.554	0-1	.000	6-9	.667	25	46	71	4.4	28	0	43	23	3	18	68	4.3
24	MAKURAT, Aga	16-0	206:52	12.9	17-54	.315	12-42	.286	3-4	.750	7	17	24	1.5	9	0	7	16	5	5	49	3.1
5	ALLEN, RYANNE	15-0	83:25	5.6	9-21	.429	8-19	.421	3-5	.600	1	7	8	0.5	9	0	0	4	1	2	29	1.9
14	MITCHELL, Aiyana	6-0	31:16	5.2	4-5	.800	0-0	.000	1-2	.500	2	2	4	0.7	6	0	0	1	3	0	9	1.5
2	BROWN, Jada	9-0	60:29	6.7	2-9	.222	2-7	.286	4-6	.667	1	1	2	0.2	7	0	2	2	0	1	10	1.1
21	LACHANCE, Bella	13-1	62:31	4.8	2-4	.500	0-1	.000	3-4	.750	0	6	6	0.5	6	0	4	1	0	2	7	0.5
Team											35	36	71					8				
Total		16	3200		371-940	.395	105-329	.319	198-259	.764	185	389	574	35.9	269	8	210	244	50	135	1045	65.3
Opponents		16	3200		392-929	.422	85-287	.296	187-257	.728	178	395	573	35.8	261	6	192	248	51	120	1056	66.0

Team Statistics

	VU	OPP
Scoring	1045	1056
Points per game	65.3	66.0
Scoring margin	-0.7	-
Field goals-att	371-940	392-929
Field goal pct	.395	.422
3 point fg-att	105-329	85-287
3-point FG pct	.319	.296
3-pt FG made per game	6.6	5.3
Free throws-att	198-259	187-257
Free throw pct	.764	.728
F-Throws made per game	12.4	11.7
Rebounds	574	573
Rebounds per game	35.9	35.8
Rebounding margin	+0.1	-
Assists	210	192
Assists per game	13.1	12.0
Turnovers	244	248
Turnovers per game	15.3	15.5
Turnover margin	+0.3	-
Assist/turnover ratio	0.9	0.8
Steals	135	120
Steals per game	8.4	7.5
Blocks	50	51
Blocks per game	3.1	3.2
Winning streak	3	-
Home win streak	1	-
Attendance	29660	48852
Home games-Avg/Game	8-3708	8-6107
Neutral site-Avg/Game	-	0-0

Team Results

Date	Opponent		Score	Att.
01/04/2024	at Mississippi St.	W	71-66	4261
01/07/2024	Florida	W	63-57	4737
01/11/2024	at Kentucky	W	95-73	3339
01/14/2024	Missouri	L	63-65	2560
01/18/2024	Auburn	W	53-50	1848
01/21/2024	at Tennessee	L	64-73	9088
01/28/2024	at South Carolina	L	74-91	18000
02/01/2024	Ole Miss	L	61-67	2106
02/05/2024	Alabama	L	66-74	2057
02/08/2024	LSU	L	62-85	6354
02/11/2024	at Georgia	W	61-55	3187
02/15/2024	at Texas A&M	W	49-45	3067
02/18/2024	Tennessee	L	61-86	6259
02/25/2024	at Arkansas	W	62-53	3839
02/29/2024	at Missouri	W	68-61	4071
03/03/2024	Georgia	W	72-55	3739





MEMORIAL GYMNASIUM



Memorial Gymnasium, the Southeastern Conference's most historic venue for college basketball, serves as the home court for the Vanderbilt Commodores. Dedicated in 1952 as a memorial to all Vanderbilt men and women who served in World War II, the arena was built as a combination gymnasium and concert hall by the late master architect Edwin Keeble.

Decades later, the unique style of Memorial Gym—with its benches on the baselines, a playing court that sits above portions of the crowd and deafening acoustics—continues to make the Commodores' home a dreaded stop for opponents. "Memorial Magic," with its capacity crowds, overflowing student section and lively pep band, have assisted in numerous Commodore victories. In the stands, fans across Middle Tennessee have helped Memorial Gymnasium rank among the NCAA's Top 30 attendance leaders on numerous occasions.

Connected to the facility sits a practice gym that includes three cross-court playing floors, coaches offices, a donor room, private suites and a Hall of Champions.

In all, Memorial Gym has been expanded three times. Constructed with a seating capacity of 6,583, the University saw its first need to increase seating in 1965 with the addition of two north-side balconies. Two years later, a pair of balancing balconies were erected on the south side of the gym and dubbed "The Balconies That Clyde Lee Built."

Capacity has fluctuated throughout the history of the building. It reached its highest number of 15,646 in 1969 when 4,000 seats were added in the east and west ends. When chairback seats in the end zones and suites on the north side were installed in the late 1990s capacity lowered to 14,168. Shortly thereafter, university officials removed portions of media press row on the south side in an effort to expand the student section by nearly 150 seats. Official capacity is now 14,326.

YEAR-BY-YEAR HOME RECORD

Year	W-L
2024-25	8-0
2023-24	12-5
2022-23	9-7
2021-22	12-5
2020-21*	3-2
2019-20	10-6
2018-19	5-9
2017-18	4-11
2016-17	10-5
2015-16	10-6
2014-15	9-6
2013-14	12-5
2012-13	12-2
2011-12	18-2
2010-11	12-3
2009-10	12-4
2008-09	15-1
2007-08	13-3
2006-07	15-1
2005-06	13-3
2004-05	11-3
2003-04	11-3
2002-03	11-2
2001-02	18-1
2000-01	16-2
1999-00	11-3
1998-99	9-5
1997-98	12-2
1996-97	13-1
1995-96	13-2
1994-95	16-1
1993-94	14-2
1992-93	15-1
1991-92	13-2
1990-91	11-3
1989-90	15-2
1988-89	10-1
1987-88	12-2
1986-87	15-2
1985-86	11-3
1984-85	6-4
1983-84	9-3
1982-83	5-6
1981-82	10-4
1980-81	6-5
1979-80	6-5
1978-79	7-5
1977-78	10-2
Total.....	530-163 (.765)

Vanderbilt has ranked among the top attendance draws in women's basketball over the years. Here is a year-by-year look at VU's home attendance figures, including where the team has ranked nationally since the 1999-00 season:

Year	Games	Total	Average	National Rank
2024-25	8	22,971	2,871	
2023-24	17	47,479	2,793	
2022-23	16	38,640	2,415	
2021-22	18	31,211	1,734	51st
2020-21*	5	209	42	—
2019-20	16	37,391	2,369	54th
2018-19	14	33,129	2,366	64th
2017-18	15	42,705	2,847	45th
2016-17	15	42,685	2,846	40th
2015-16	16	46,496	2,906	37th
2014-15	15	53,280	3,552	30th
2013-14	17	66,338	3,902	25th
2012-13	14	56,309	4,022	24th
2011-12	20	82,261	4,113	23rd
2010-11	15	68,828	4,589	20th
2009-10	16	69,521	4,345	21st
2008-09	16	76,150	4,759	18th
2007-08	17	91,279	5,369	17th
2006-07	16	72,215	4,513	23rd
2005-06	16	65,693	4,106	23rd
2004-05	14	51,682	3,692	31st
2003-04	14	44,352	3,168	33rd
2002-03	13	57,709	4,439	21st
2001-02	19	90,800	4,779	16th
2000-01	18	50,650	2,814	36th
1999-00	14	44,982	3,213	30th
1998-99	14	65,046	4,646	
1997-98	14	91,056	6,504	
1996-97	14	67,967	4,854	
1995-96	15	88,151	5,877	
1994-95	17	69,788	4,105	
1993-94	14	73,686	5,253	
1992-93	14	67,871	4,848	
1991-92	15	36,266	2,418	
1990-91	14	20,205	1,443	
1989-90	17	25,887	1,522	
1988-89	11	14,265	1,297	
1987-88	13	7,324	563	
1986-87	17	12,248	721	
1985-86	14	5,750	411	
1984-85	10	4,450	445	
1983-84	12	8,664	722	
1982-83	11	6,950	632	
1981-82	14	6,310	451	
1980-81	10	2,525	253	

*Vanderbilt discontinued its 2020-21 season due to the COVID-19 pandemic

Memorial Gym Women's Basketball Crowds Over 10,000

Rank	Attendance	Opponent	Date
1.	15,317	Tennessee	1/30/1993
2.	15,311	Tennessee	2/7/1999
3.	15,187	Tennessee	2/25/1996
4.	14,848	Tennessee	2/16/1998
5.	14,316	Tennessee	2/17/2008
6.	14,168	Tennessee	2/16/2002
7.	13,227	Tennessee	12/31/1994
8.	13,127	Tennessee	1/19/2006
9.	12,645	Tennessee	1/31/1994
10.	12,417	Tennessee	1/19/1997
11.	12,131	Ohio State	1/6/1993
12.	12,034	Tennessee	2/9/2012
13.	12,009	Tennessee	1/25/2007
14.	11,401	Tennessee	2/2/2003
15.	11,386	Tennessee	2/14/2011
16.	10,561	Tennessee	2/15/2004
17.	10,154	Tennessee	1/24/2013
18.	10,149	Tennessee	2/24/2000





RECORDS AT A GLANCE

Points

Game	1.	42 • Khamil Pierre vs. Evansville, 12.14.24
	2.	41 • CJaja Harbison vs. Texas A&M, 1.29.23
	.	Chantelle Anderson at Mississippi State, 2.8.01
	7.	37 • Iyana Moore at Kentucky, 1.11.24
	10.	35 • Five Times, Last: Chantelle Anderson at Tenn., 2.27.03
		2024-25 42 • Khamil Pierre vs. Evansville, 12.14.24
Season	1.	855 • Wendy Scholtens, 1989-90
	10.	612 • Sheri Sam, 1995-96
		2024-25 266 • Khamil Pierre
Career	1.	2,604 • Chantelle Anderson, 2000-03
	10.	1,618 • Jasmine Lister, 2011-14
		Active 1,055 • Iyana Moore, 2022-present

Field Goals Made

Game	1.	19 • Khamil Pierre vs. Evansville, 12.14.24
	.	Chantelle Anderson at Portland State, 12.23.00
	10.	15 • 8 Times, Last: Sacha Washington vs. La. Tech, 12.3.23
		2024-25 19 • Khamil Pierre vs. Evansville, 12.14.24
Season	1.	309 • Wendy Scholtens, 1989-90
	10.	241 • Aljeanette Bramlett, 1981-82
		2024-25 116 • Khamil Pierre
Career	1.	1,020 • Chantelle Anderson, 2000-03
	10.	625 • Sheri Sam, 1992-96
		Active 403 • Sacha Washington, 2022-present

Field Goals Attempted

Game	1.	31 • Eva Lemeh at Georgia, 2.16.81
	5.	28 • Khamil Pierre vs. Evansville, 12.14.24
		Gayle Kinzer at Belmont, 1.19.81
	8.	25 • Three times: Last: Tiffany Clarke vs. Texas A&M, 2.24.13
		2024-25 28 • Khamil Pierre vs. Evansville, 12.14.24
Season	1.	571 • Barbara Brackman, 1981-82
	10.	463 • Donna Atkinson, 1983-84
		2024-25 198 • Khamil Pierre
Career	1.	1,655 • Wendy Scholtens, 1988-91
	10.	1,301 • Carla Thomas, 2004-2007
		Active 931 • Iyana Moore, 2022-present

Field Goal Percentage

Game	1.	1.000 • 4 Times, Last: Hannah Tuomi, 10-10 vs. UF, 2.24.10
(Min. 10 FGM)	9.	.917 • 3 Times, Last: Ashley Earley, 11-12 at Tenn., 2.13.05
		2024-25 .706 (12-17) • Khamil Pierre vs. Lipscomb, 11.4.24
Season	1.	.723 (292-404) • Chantelle Anderson, 2000-01
(Min. 150 FGM)	10.	.602 (103-171) • Nicole Jules, 2005-06
		2024-25 .586 (116-198) • Khamil Pierre
Career	1.	.651 (1,020-1,568) • Chantelle Anderson, 2000-03
(Min. 400 FGM)	10.	.543 (706-1,301) • Carla Thomas, 2004-07
		Active .487 (403-824) • Sacha Washington, 2022-present

3-Pointers Made

Game	1.	9 • Iyana Moore vs. Alabama State, 12.28.21
	5.	7 • 11 Times, Last: Marnelle Garraud at Arkansas, 1.16.23
		2024-25 5 • Three Times: Last: Mikayla Blakes at Miami, 12.04.24
Season	1.	95 • Caroline Williams, 2005-06
	10.	80 • Christina Wirth, 2008-09
		2024-25 29 • Mikayla Blakes
Career	1.	276 • Christina Foggie, 2011-14
	10.	171 • Rhonda Blades, 1992-95
		Active 161 • Iyana Moore, 2022-present

3-Pointers Attempted

Game	1.	17 • Christina Foggie vs. Virginia, 11.23.12
		17 • Christina Foggie vs. Maryland, 3.28.09
	10.	13 • 12 Times, Last: Marnelle Garraud vs. Georgia, 2.5.23
		2024-25 9 • Mikayla Blakes vs. Butler, 11.17.24
		9 • Iyana Moore (3x), Last: West Georgia, 12.21.24
	1.	225 • Merideth Marsh, 2009-10
	10.	241 • Aljeanette Bramlett, 1981-82
		2024-25 93 • Mikayla Blakes
Career	1.	735 • Christina Foggie, 2011-14
	10.	456 • Michelle Palmisano, 1995-97
		Active 450 • Iyana Moore, 2022-present

3-Point Percentage

Game	1.	1.000 • Seven Times, Last: Erin Whalen (5-5) at Ala. 1.21.18
(Min. 5 3PM)		2024-25 .625 (5-8) • Madison Greene at South Florida, 11.14.24
		.625 (5-8) • Mikayla Blakes vs. Arizona, 11.26.24
Season	1.	.505 (48-95) • Caroline Williams, 2004-05
(Min. 40 3PA)	10.	.446 (37-83) • Christa Reed, 2016-17
		2024-25 .347 (25-72) • Iyana Moore
Career	1.	.465 (238-512) • Caroline Williams, 2004-07
(Min. 100 3PM)	10.	.394 (145-368) • Donna Harris, 1990-94
		Active .358 (161-450) • Iyana Moore, 2022-present

Free Throws Made

Game	1.	18 • Ashley McElhiney vs. LSU, 2.15.01
	.	18 • Wendy Scholtens at Tenn. Tech, 1.11.89
	6.	14 • 5 Times, Last: Chantelle Anderson vs. North Carolina, 3.23.02
		2024-25 8 • Madison Greene at Dayton, 12.19.24
Season	1.	236 • Wendy Scholtens, 1989-90
	10.	133 • Tiffany Clarke, 2012-13
		133 • Harriet Brumfield, 1981-82
		2024-25 47 • Mikayla Blakes
Career	1.	681 • Wendy Scholtens, 1988-91
	10.	298 • Ashley McElhiney, 2000-03
		Active 202 • Sacha Washington, 2022-present

Free Throws Attempted

Game	1.	19 • Ashley McElhiney vs. LSU, 2.15.01
	6.	16 • 6 Times, Last: Sacha Washington vs. Fairfield, 11.12.23
		2024-25 10 • Madison Greene at Dayton, 12.19.24
Season	1.	264 • Wendy Scholtens, 1989-90
	10.	190 • Christina Foggie, 2013-14
		2024-25 54 • Mikayla Blakes
Career	1.	785 • Wendy Scholtens, 1988-91
	10.	413 • Dee Davis, 2004-07
		Active 316 • Sacha Washington, 2022-present

Free Throw Percentage

Game	1.	1.000 • 19 Times, Last: Iyana Moore (10-10) vs. Ga., 3.3.24
(Min. 10 FTM)		2024-25 1.000 (7-7) • Mikayla Blakes vs. Evansville, 12.14.24
Season	1.	.938 (61-65) • Christa Reed, 2017-18
	10.	.870 (47-54) • Bella LaChance, 2022-23
		2024-25 .870 (47-54) • Mikayla Blakes
(Min. 160 FTM)	1.	.868 (681-785) • Wendy Scholtens, 1988-91
	5.	.811 (197-243) • Iyana Moore, 2022-present
	10.	.789 (195-247) • Julie Powell, 1991-94
		Active .810 (200-247) • Iyana Moore, 2022-present

Rebounds

Game	1.	22 • Wendy Scholtens vs. Lipscomb, 1.9.90
		22 • Wendy Scholtens vs. Wright State, 12.9.89
		22 • Barbara Brackman vs. Union, 1.4.83
	10.	19 • 6 Times, Last: Jennifer Holmes vs. Florida, 2.25.99
		2024-25 18 • Khamil Pierre vs. Evansville, 12.14.24
Season	1.	389 • Wendy Scholtens, 1989-90
	10.	283 • Barbara Brackman, 1981-82
		2024-25 138 • Khamil Pierre
Career	1.	1,272 • Wendy Scholtens, 1988-91
	10.	822 • Chantelle Anderson, 2000-03
		Active 720 • Sacha Washington, 2022-present

Assists

Game	1.	17 • Ashley McElhiney at Louisville, 1.2.03
	7.	13 • 5 Times, Last: Jasmine Lister vs. Tenn., 2.9.12
		2024-25 8 • Mikayla Blakes vs. Hampton, 11.20.24
Season	1.	262 • Cathy Bender, 1981-82
	10.	168 • Jasmine Lister, 2012-13
		2024-25 48 • Mikayla Blakes
Career	1.	730 • Dee Davis, 2004-07
	10.	438 • Jordyn Cambridge, 2018-24
		Active 210 • Iyana Moore, 2022-present

Steals

Game	1.	11 • Eva Lemeh vs. Murray State, 12.14.80
	6.	8 • 8 Times, Last: Khamil Pierre vs. Evansville, 12.14.24
		2024-25 8 • Khamil Pierre vs. Evansville, 12.14.24
Season	1.	129 • Jordyn Cambridge, 2021-22
	10.	87 • Karen Booker, 1989-90
		87 • Jade Huntington, 1989-90
		2024-25 44 • Khamil Pierre
Career	1.	351 • Jordyn Cambridge, 2018-24
	10.	221 • Jennifer Risper, 2006-09
		Active 108 • Iyana Moore, 2022-present

Blocked Shots

Game	1.	10 • Angela Gorsica vs. Wingate, 12.28.95
	.	10 • Heidi Gillingham vs. Middle Tennessee, 1.30.92
	4.	8 • 15 Times, Last: Angela Gorsica vs. DePaul, 2.19.97
		2024-25 3 • Jane Nwaba vs. Hampton, 11.20.24
		3 • Jordyn Oliver (2x), Last: West Georgia, 12.21.24
Season	1.	309 • Wendy Scholtens, 1989-90
	10.	241 • Aljeanette Bramlett, 1981-82
		2024-25 8 • Leilani Kapinus
Career	1.	413 • Heidi Gillingham, 1991-94
	10.	112 • Harriet Brumfield, 1982-85
		Active 108 • Sacha Washington, 2022-present

Points Per Game

Season	1.	25.2 (855) • Wendy Scholtens, 1989-90
	10.	19.7 (671) • Harriet Brumfield, 1981-82
		2024-25 22.2 (266) • Khamil Pierre
Career	1.	21.3 (122) • Wendy Scholtens, 1988-91
(Min. 100 GP)	10.	12.8 (119) • Karen Booker, 1984-87
		Active 13.2 (80) • Iyana Moore, 2022-present

Games Played

Career	1.	137 • Jessica Mooney, 2007-10
	.	137 • Chantelle Anderson, 2000-03
	10.	132 • Six times, Last: Tiffany Clarke, 2010-13
		Active 99 • Sacha Washington, 2022-present

Minutes Played

Game	1.	50 • Karen McGinn vs. Auburn, 12.13.78
	.	50 • Ann Morrow vs. Auburn, 12.13.78
	9.	46 • Chavonne Hammond vs. Kansas, 3.18.00
		46 • Ashley Smith vs. George Washington, 12.22.98
		2024-25 40 • Mikayla Blakes vs. Michigan State, 11.27.24
Season	1.	1,298 • Ashley McElhiney, 2001-02
	10.	1,179 • Zuzi Klimesova, 2000-01
		2024-25 367 • Mikayla Blakes
Career	1.	4,626 • Jasmine Lister, 2011-14
	10.	3,779 • Christina Werth, 2006-09
		Active 2,565 • Iyana Moore, 2022-present





THE LAST TIME WHEN...

SCORING

Less than 40 pts	31 • East Tennessee St. • Johnson City, Tenn. • 12.01.22
40-49 pts	49 • Texas A&M • College Station, Texas • 02.15.24
Less than 50 pts & Won	49 • Texas A&M • College Station, Texas • 02.15.24
90-99 pts	94 • Hampton • Nashville, Tenn. • 11.20.24
100+ pts (regulation)	103 • West Georgia • Nashville, Tenn. • 12.21.24
100+ pts	103 • West Georgia • Nashville, Tenn. • 12.21.24

OPPONENT SCORING

Less than 40 pts	37 • Austin Peay • Nashville, Tenn. • 11.08.24
40-49 pts	40 • Evansville • Nashville, Tenn. • 12.14.24
Less than 50 pts & Won	44 • East Tennessee St. • Johnson City, Tenn. • 12.01.22
90-99 pts	91 • South Carolina • Columbia, S.C. • 01.28.24
100+ pts (regulation)	106 • South Carolina • Nashville, Tenn. • 01.14.21
100+ pts	106 • South Carolina • Nashville, Tenn. • 01.14.21

FIELD GOAL PERCENTAGE

20.0%-29.9%	27.9% (19-68) • Florida • Gainesville, Fla. • 1.22.23
30.0%-39.9%	38.2% (29-76) • Dayton • Dayton, Ohio • 12.14.24
30.0%-39.9% & Won	38.2% (29-76) • Dayton • Dayton, Ohio • 12.14.24
50.0%-59.9%	50.0% (34-68) • Miami • Coral Gables, Fla. • 12.04.24
60.0% or higher	69.2% (36-52) • Air Force • Nashville, Tenn. • 11.30.15

OPPONENT FIELD GOAL PERCENTAGE

20.0%-29.9%	27.8% (15-54) • Evansville • Nashville, Tenn. • 12.14.24
20.0%-29.9% & won	27.4% (17-62) • East Tenn. St. • Johnson City, Tenn. • 12.1.22
30.0%-39.9%	36.8% (25-68) • West Georgia • Nashville, Tenn. • 12.21.24
30.0%-39.9% & won	39.0% (23-59) • NC State • Raleigh, N.C. • 11.29.23
50.0%-59.9%	52.8% (28-53) • Miami • Coral Gables, Fla. • 12.04.24
60.0% or higher	66.7% (28-42) • Georgia • Nashville, Tenn. • 2.5.23

FREE THROW PERCENTAGE

Less than 50.0%	37.5% (3-8) • South Florida • Tampa, Fla. • 11.14.24
90.0%-99.9%	92.3% (12-13) • South Carolina • Columbia, S.C. • 1.28.24
1.000%	15-15 • Appalachian State • Nashville, Tenn. • 12.1.24
1.000% w/ 10 or more makes	15-15 • Appalachian State • Nashville, Tenn. • 12.1.24

OPPONENT FREE THROW PERCENTAGE

Less than 50.0%	28.6% (4-14) • Austin Peay • Nashville, Tenn. • 11.08.24
90.0%-99.9%	91.7% (11-12) • Dayton • Dayton, Ohio • 12.14.24
1.000%	3-3 • South Florida • Tampa, Fla. • 11.14.24
1.000% w/ 10 or more makes	12-12 • Texas A&M • College Station, Texas • 2.10.22

BASKETS MADE

40+ field goals made	41 • West Georgia • Nashville, Tenn. • 12.21.24
10-14 3-point field goals made	13 • Appalachian State • Nashville, Tenn. • 12.1.24
15+ 3-point field goals made	17 • Alabama State • Nashville, Tenn. • 12.28.21
Did not make a 3-pointer	0-9 • Butler • Indianapolis • 12.7.23
Made 20+ free throws	23 (23-31) • Arizona • Palm Springs, Calif. • 11.26.24
Made less than five free throws	3 (3-8) • South Florida • Tampa, Fla. • 11.14.24
Made 5-10 free throws	10 (10-12) • Hampton • Nashville, Tenn. • 11.20.24

OPPONENT BASKETS MADE

40+ field goals made	42 • South Carolina • Nashville, Tenn. • 1.14.21
10-14 3-point field goals made	10 • West Georgia • Nashville, Tenn. • 12.21.24
15+ 3-point field goals made	16 • Alabama • Tuscaloosa, Ala. • 2.16.23
Did not make a 3-pointer	0-8 • Ole Miss • Nashville, Tenn. • 2.20.22
Made 20+ free throws	20 (20-24) • Ole Miss • Nashville, Tenn. • 2.1.24
Made less than five free throws	4 (4-8) • Samford • Nashville, Tenn. • 11.22.24
Made 5-10 free throws	8 (8-12) • West Georgia • Nashville, Tenn. • 12.21.24

REBOUNDS

10-20 rebounds	20 • Georgia • Nashville, Tenn. • 2.5.23
21-29 rebounds	29 • Ole Miss • Nashville, Tenn. • 02.1.24
40-44 rebounds	40 • Arizona • Palm Springs, Calif. • 11.26.24
45-49 rebounds	48 • Appalachian State • Nashville, Tenn. • 12.1.24
50+ rebounds	51 • West Georgia • Nashville, Tenn. • 12.21.24
20+ rebound margin	+27 • Austin Peay • Nashville, Tenn. • 11.08.24
30+ rebound margin	+30 • Samford • Nashville, Tenn. • 11.22.24

OPPONENT REBOUNDS

20-24 rebounds	24 • Miami • Coral Gables, Fla. • 12.04.24
25-29 rebounds	26 • Samford • Nashville, Tenn. • 11.22.24
40-44 rebounds	41 • West Georgia • Nashville, Tenn. • 12.21.24
45-49 rebounds	48 • Michigan State • Palm Springs, Calif. • 11.27.24
50+ rebounds	50 • NC State • Raleigh, N.C. • 11.29.23
20+ rebound margin	+22 • LSU • Nashville, Tenn. • 2.8.24

STEALS

0-5 steals	3 • South Carolina • Columbia, S.C. • 1.28.24
10-15 steals	14 • Appalachian State • Nashville, Tenn. • 12.1.24
16-19 steals	17 • West Georgia • Nashville, Tenn. • 12.21.24
20+ steals	24 • Evansville • Nashville, Tenn. • 12.14.24

OPPONENT STEALS

0-5 steals	3 • Dayton • Dayton, Ohio • 12.14.24
10-15 steals	14 • Michigan State • Palm Springs, Calif. • 11.27.24
15-19 steals	17 • Florida • Nashville, Tenn. • 1.7.24
20+ steals	22 • UCLA • Boston, Mass. • 11.26.95

ASSISTS

0-9 assists	6 • South Florida • Tampa, Fla. • 11.14.24
15-19 assists	18 • Dayton • Dayton, Ohio • 12.14.24
20-25 assists	23 • West Georgia • Nashville, Tenn. • 12.21.24
25-30 assists	29 • Kentucky • Lexington, Ky. • 1.11.24

OPPONENT ASSISTS

0-9 assists	8 • Evansville • Nashville, Tenn. • 12.14.24
15-19 assists	19 • West Georgia • Nashville, Tenn. • 12.21.24
20-25 assists	20 • South Carolina • Columbia, S.C. • 1.28.24

TURNOVERS

5-10 turnovers	8 • Dayton • Dayton, Ohio • 12.14.24
20-24 turnovers	21 • Michigan State • Palm Springs, Calif. • 11.27.24
25-29 turnovers	25 • Florida • Nashville, Tenn. • 1.7.24
30-40 turnovers	37 • UCLA • Boston, Mass. • 11.26.95

OPPONENT TURNOVERS

5-10 turnovers	6 • South Carolina • Columbia, S.C. • 1.28.24
20-24 turnovers	21 • Miami • Coral Gables, Fla. • 12.04.24
25-29 turnovers	26 • West Georgia • Nashville, Tenn. • 12.21.24
30-40 turnovers	36 • Evansville • Nashville, Tenn. • 12.14.24

BLOCKED SHOTS

0 Blocks	0 • South Florida • Tampa, Fla. • 11.14.24
5-9 blocked shots	9 • West Georgia • Nashville, Tenn. • 12.21.24

OPPONENT BLOCKED SHOTS

0 Blocks	0 • Butler • Nashville, Tenn. • 11.17.24
5-9 blocked shots	7 • Michigan State • Palm Springs, Calif. • 11.27.24
10+ blocked shots	14 • South Carolina • Nashville, Tenn. • 1.19.23

MARGIN OF VICTORY

1 point	vs. Lipscomb (72-71) • Nashville, Tenn. • 12.18.22
2 points	vs. UT Martin (70-68) • Martin, Tenn. • 1.9.23
10-19 points	14 • at Dayton (80-66) • Dayton, Ohio • 12.19.24
20-30 points	29 • Butler (81-52) • Nashville, Tenn. • 11.17.24
Back-to-back 20+ points	49 • Hampton (94-45) • Nashville, Tenn. • 11.20.24
	45 • Samford (104-59) • Nashville, Tenn. • 11.22.24
30-39 points	35 • West Georgia (103-68) • Nashville, Tenn. • 12.21.24
Back-to-back 30+ points	49 • Hampton (94-45) • Nashville, Tenn. • 11.20.24
	45 • Samford (104-59) • Nashville, Tenn. • 11.22.24
40-49 points	45 • Samford (104-59) • Nashville, Tenn. • 11.22.24
Back-to-back 40+ points	49 • Hampton (94-45) • Nashville, Tenn. • 11.20.24
	45 • Samford (104-59) • Nashville, Tenn. • 11.22.24
50-59 points	54 • Appalachian State (94-40) • Nashville, Tenn. • 12.01.24
Back-to-back 50+ points	52 • Lipscomb (102-50) • Memorial Gym • 11.04.24
	56 • Austin Peay (93-37) • Nashville, Tenn. • 11.08.24
60-69 points	66 • Evansville (106-40) • Nashville, Tenn. • 12.14.24
70+ points	70 • Hampton (116-46) • Nashville, Tenn. • 11.29.98
Single-overtime win	vs. Lipscomb (72-71) • Nashville, Tenn. • 12.18.22
Double-overtime win	at Florida (106-98) • Gainesville, Fla. • 2.6.11
Triple-overtime win	NEVER OCCURRED

OPPONENT MARGIN OF VICTORY

1 point	vs. Florida (53-52) • Greenville, S.C. • 3.3.22
2 points	vs. Missouri (65-63) • Nashville, Tenn. • 1.14.24
20-30 points	25 • Tennessee • Nashville, Tenn. • 2.18.24
Back-to-back 20+ points	25 • LSU (88-63) • Baton Rouge, La. • 11.23
	21 • Ole Miss (74-53) • Oxford, Miss. • 1.5.23
30-39 points	37 • Alabama (98-61) • Tuscaloosa, Ala. • 1.26.20
40-49 points	48 • South Carolina (96-48) • Nashville, Tenn. • 1.19.23
50-59 points	55 • South Carolina (85-30) • Columbia, S.C. • 01.24.22
60-69 points	63 • South Carolina (106-43) • Nashville, Tenn. • 01.14.21
70+ points	NEVER OCCURRED
Single-overtime win	Alabama (77-71) • Nashville, Tenn. • 2.6.22
Double-overtime win	Auburn (96-93) • Auburn, Ala. • 1.20.90
Triple-overtime win	NEVER OCCURRED





LAST TIME...

A DORE SCORED 20 OR MORE PTS

Mikayla Blakes • 24 Pts vs. West Georgia • 12.21.24
Khamil Pierre • 23 Pts vs. West Georgia • 12.21.24

TWO DORES SCORED 20 OR MORE PTS

Mikayla Blakes • 24 Pts vs. West Georgia • 12.21.24
Khamil Pierre • 23 Pts vs. West Georgia • 12.21.24

AN OPPONENT SCORED 20 OR MORE PTS

Ivy Wolf, Dayton • 23 Pts • 12.19.24

TWO OPPONENTS SCORED 20 OR MORE PTS

Grace VanSlooten, Michigan St. • 25 Pts • 11.27.24
Julia Ayrault, Michigan St. • 24 Pts • 11.27.24

A DORE SCORED 30 OR MORE PTS

Khamil Pierre • 42 Pts vs. Evansville • 12.14.24

AN OPP. SCORED 30 OR MORE PTS

Aliyah Matharu, Florida • 35 Pts • 3.7.24

A DORE SCORED 40 OR MORE PTS

Khamil Pierre • 42 Pts vs. Evansville • 12.14.24

A DORE COLLECTED 15 OR MORE REBS

Khamil Pierre • 18 Reb vs. Evansville • 12.14.24

AN OPP. COLLECTED 15 OR MORE REBS

Angel Reese, LSU • 16 Reb • 2.8.24

A DORE COLLECTED 10 OR MORE AST

Jordyn Cambridge • 12 Ast at Kentucky • 1.11.24

AN OPP. COLLECTED 10 OR MORE AST

Alexis Morris, LSU • 12 Ast • 1.1.23

A DORE HAD FIVE OR MORE STL

Mikayla Blakes • 5 Stl at Dayton • 12.19.24

AN OPP. COLLECTED FIVE OR MORE STL

Grace VanSlooten, Michigan State • 5 Stl • 11.27.24

A DORE HAD FIVE OR MORE BLK

Sacha Washington • 6 Blk vs. Dayton • 12.20.23

AN OPP. COLLECTED FIVE OR MORE BLK

L'or Mputu, South Florida • 6 Blk • 11.14.24

A DORE MADE 10-PLUS FG

Khamil Pierre • 10 FGM vs. West Georgia • 12.21.24

A DORE MADE 10-PLUS FG IN BACK-TO-BACK GAMES

Khamil Pierre • 19 FGM vs. Evansville • 12.14.24
10 FGM vs. West Georgia • 12.21.24

AN OPP. MADE 10 OR MORE FG

Grace VanSlooten, Michigan State • 11 FGM • 11.27.24

A DORE ATTEMPTED 20 OR MORE FG

Mikayla Blakes • 20 FGA vs. West Georgia • 12.21.24

AN OPP. ATTEMPTED 20 OR MORE FG

Ivy Wolf, Dayton • 21 FGA • 12.19.24

A DORE MADE 10 OR MORE FREE THROWS

Iyana Moore • 11 FTM vs. Georgia • 3.3.24

AN OPP. MADE 10 OR MORE FREE THROWS

Diamond Battles, Georgia • 10 FTM • 2.5.23

A DORE MADE 5 OR MORE 3-PT FG

Mikayla Blakes • 5 3PT FGM at Miami • 12.04.24

AN OPP. MADE 5 OR MORE 3-PT FG

Sadie Stetson, Samford • 5 3PT FGM • 11.22.24

VANDY HAD 5 OR PLAYERS IN DBL FIGURES

Five Players • vs. App State • 12.01.24

AN OPP. HAD 5 OR PLAYERS IN DBL FIGURES

LSU • Five Players • 2.8.24

VANDY PLAYER HAD A DOUBLE-DOUBLE

Khamil Pierre • 23 pts, 10 reb vs. West Georgia • 12.21.24

A DORE HAD CONSECUTIVE DOUBLE-DOUBLES

Khamil Pierre (4) • 23 pts, 10 reb vs. West Georgia • 12.21.24
14 pts, 10 reb at Dayton • 12.19.24
42 pts, 18 reb vs. Evansville • 12.14.24
28 pts, 13 reb at Miami • 12.04.24

AN OPP. HAD A DOUBLE-DOUBLE

Ivy Wolf, Dayton • 23 pts, 10 reb • 12.19.24
Arianna Smith, Dayton • 16 pts, 12 reb • 12.19.24

VANDY HAD 2 PLAYERS POST A DOUBLE-DOUBLE

vs. Evansville • 12.14.24

Khamil Pierre • 42 pts, 18 reb

Leilani Kapinus • 11 reb, 10 pts

AN OPP. HAD 2 PLAYERS POST A DOUBLE-DOUBLE

Dayton State • 12.19.24

Ivy Wolf, Dayton • 23 pts, 10 reb

Arianna Smith, Dayton • 16 pts, 12 reb

VANDY HAD 3 PLAYERS POST A DBL-DBL

vs. Western Kentucky • 11.15.23

Sacha Washington • 18 pts, 10 reb

Jordyn Oliver • 15 pts, 10 reb

Jordyn Cambridge • 11 pts, 13 reb

VANDY PLAYER HAD A TRIPLE-DOUBLE

Jordyn Cambridge • vs. Texas A&M • 3.2.23

15 reb, 13 pts, 10 ast

ALL VANDY PLAYERS THAT PLAYED SCORED

9 players vs. Arizona • 11.26.24

RECORD WHEN...

2024-25 OVERALL

AT HOME	8-0
ON THE ROAD	3-0
NEUTRAL GAMES	1-1
IN OVERTIME	0-0
IN DOUBLE OVERTIME	0-0
AFTER A WIN	10-1
AFTER A LOSS	1-0
LEADING AT HALFTIME	12-0
TRAILING AT HALFTIME	0-1
TIED AT HALFTIME	0-0
LEADING AFTER 1ST QUARTER	11-1
TRAILING AFTER 1ST QUARTER	1-0
TIED SCORE AFTER 1ST QUARTER	0-0
OUTSCORING OPP. IN 2ND HALF	11-0
OUTSCORED BY OPP. IN 2ND HALF	1-1
SCORING SAME PTS IN 2ND HALF	0-0
LEADING WITH 5 MIN. REMAINING	12-1
TRAILING WITH 5 MIN. REMAINING	0-0
TIED WITH 5 MIN. REMAINING	0-0
SCORING FEWER THAN 50 POINTS	0-0
SCORING 50-59 POINTS	0-0
SCORING 60-69 POINTS	1-0
SCORING 70-79 POINTS	1-1
SCORING 80-89 POINTS	3-0
SCORING 90-99 POINTS	3-0
SCORING 100+ POINTS	4-0
ALLOWING 39-OR-FEWER POINTS	1-0
ALLOWING 40-49 POINTS	4-0
ALLOWING 50-59 POINTS	3-0
ALLOWING 60-69 POINTS	3-0
ALLOWING 70-79 POINTS	1-1
ALLOWING 80-89 POINTS	0-0
ALLOWING 90-OR-MORE POINTS	0-0
GAME DECIDED BY 1-POINT	0-0
GAME DECIDED BY 2-3 POINTS	0-0
GAME DECIDED BY 4-5 POINTS	0-0
GAME DECIDED BY 6-9 POINTS	0-1
GAME DECIDED BY 10-19 POINTS	4-0
GAME DECIDED BY 20-29 POINTS	1-0
GAME DECIDED BY 30-39 POINTS	1-0
GAME DECIDED BY 40-49 POINTS	2-0
GAME DECIDED BY 50-59 POINTS	3-0
GAME DECIDED BY 60+ POINTS	1-0
HIGHER FIELD GOAL PERCENTAGE	9-0
LOWER FIELD GOAL PERCENTAGE	3-1
SAME FIELD GOAL PERCENTAGE	0-0
SHOOTING LESS THAN 30%	0-0
SHOOTING 30-39%	3-0
SHOOTING 40-49%	4-1
SHOOTING 50+%	5-0
OPP. SHOOTING LESS 30%	4-0
OPP. SHOOTING 30-39%	5-0
OPP. SHOOTING 40-49%	2-1
OPP. SHOOTING 50+%	1-0
MORE MADE 3-PT THAN OPP.	7-0
FEWER MADE 3-PT THAN OPP.	4-1
SAME 3-PT MAKES AS OPP.	1-0
MAKING FEWER THAN FIVE 3-PT FG	2-1
MAKING BETWEEN 5-9 3-PT FG	9-0
MAKING 10+ 3-PT FG	1-0
ALLOWING FEWER THAN 5 3-PT FG	8-1
ALLOWING BETWEEN 5-9 3-PT FG	2-0
ALLOWING 10+ 3-PT FG	2-0

MAKING MORE FREE THROWS	11-0
MAKING FEWER FREE THROWS	0-1
MAKING SAME FREE THROWS	1-0
MAKING FEWER THEN 10 FREE THROWS	1-0
MAKING 10-19 FREE THROWS	9-1
MAKINGS 20+ FREE THROWS	2-0
OPP. MAKES 0-10 FREE THROWS	9-0
OPP. MAKES 10-19 FREE THROWS	3-1
OPP. MAKES 20+ FREE THROWS	0-0
OUTREBOUNDING OPP.	10-0
OUTREBOUNDED BY OPP.	2-1
SAME TOTAL OF REBOUNDS	0-0
FEWER THAN 10 ASSISTS	1-0
10-19 ASSISTS	6-1
20+ ASSISTS	5-0
NO BLOCKS	0-0
1-4 BLOCKS	8-1
5+ BLOCKS	4-0
COMMITTING FEWER TURNOVERS	12-1
COMMITTING MORE TURNOVERS	0-0
COMMITTING SAME TURNOVERS	0-0
FORCING FEWER THAN 10 TURNOVERS	0-0
FORCING 10-19 TURNOVERS	0-0
FORCING 20-29 TURNOVERS	10-1
FORCING 30+ TURNOVERS	2-0
IN DAY GAMES	6-1
IN NIGHT GAMES	6-0
ON SUNDAY	2-0
ON MONDAY	1-0
ON TUESDAY	1-0
ON WEDNESDAY	2-1
ON THURSDAY	2-0
ON FRIDAY	2-0
ON SATURDAY	2-0
IN NOVEMBER	7-1
IN DECEMBER	5-0
IN JANUARY	0-0
IN FEBRUARY	0-0
IN MARCH	0-0
VS. SEC	0-0
VS. SEC AT MEMORIAL GYM	0-0
VS. SEC ON THE ROAD	0-0
VS. RANKED OPPONENTS	0-0
WINNING THE OPENING TIP	9-1
LOSING THE OPENING TIP	3-0
WEARING WHITE	5-1
WEARING VANDY SCRIPT WHITE	1-0
WEARING GOLD	1-0
WEARING BLACK	3-0
WEARING V BLACK	1-0
WEARING GRAY	1-0
WEARING PLAY4KAY JERSEY	0-0





2024-25 GAME LEADERS

OPPONENT	DATE	SCORE	W/L	POINTS	REBOUNDS	ASSISTS	STEALS	BLOCKS
Lipscomb	11-04-24	102-50	W	Pierre (25)	Pierre (14)	Blakes (5)	Greene (6)	Mitchell (1)
Austin Peay	11-08-24	93-37	W	Blakes/Moore (16)	Pierre (10)	Greene/Moore (3)	Blakes (3)	Kapinus/Makurat/Nwaba (2)
at South Florida	11-14-24	62-49	W	Pierre (17)	Pierre (10)	Oliver (3)	Blakes/Oliver (2)	--
Butler	11-17-24	81-52	W	Blakes (29)	Pierre (8)	Oliver (6)	Pierre (4)	Kapinus/Nwaba (1)
Hampton	11-20-24	94-45	W	Blakes (22)	Pierre (12)	Blakes (8)	Blakes/Pierre (3)	Nwaba (3)
Samford	11-22-24	104-59	W	Pierre (21)	Pierre (12)	Greene/Kapinus (6)	Kapinus/Pierre (4)	Blakes/Kapinus/Mitchell (1)
vs. Arizona	11-26-24	71-60	W	Pierre (25)	Pierre (15)	Blakes/Moore (4)	Pierre (7)	Kapinus (2)
vs. Michigan State	11-27-24	70-78	L	Pierre (19)	Mitchell/Oliver/Pierre (6)	Oliver/Pierre (4)	Pierre (4)	Kapinus/Mitchell/Oliver (1)
Appalachian State	12-01-24	94-40	W	Blakes (20)	Kapinus/Pissott (7)	Blakes (6)	Blakes (7)	Nwaba (1)
at Miami (Fl.)	12-04-24	88-70	W	Pierre (28)	Pierre (13)	Moore (7)	Pierre (4)	Moore (1)
Evansville	12-14-24	106-40	W	Pierre (42)	Pierre (18)	Blakes/Moore (3)	Pierre (8)	Mitchell (2)
at Dayton	12-19-24	80-66	W	Greene (25)	Pierre (10)	Oliver (7)	Blakes (5)	Oliver (3)
West Georgia	12-21-24	103-68	W	Blakes (24)	Pierre (10)	Blakes (6)	Oliver (4)	Oliver (3)
Alabama A&M	12-29-24							
Georgia	01-02-25							
Kentucky	01-05-25							
at Ole Miss	01-09-25							
at LSU	01-13-25							
Tennessee	01-19-25							
Arkansas	01-23-25							
at Alabama	01-26-25							
at Florida	01-30-25							
Ole Miss	02-02-25							
at Texas	02-06-25							
Mississippi State	02-13-25							
at Auburn	02-16-25							
at Oklahoma	02-20-25							
South Carolina	02-23-25							
Texas A&M	02-27-25							
at Missouri	03-02-25							

POINTS	REBOUNDS	ASSISTS	STEALS	BLOCKS
Khamil Pierre 7 (6-1)	Khamil Pierre 12 (11-1)	Mikayla Blakes 6 (6-0)	Khamil Pierre 7 (6-1)	Lelilani Kapinus 5 (4-1)
Mikayla Blakes 5 (5-0)	Leilani Kapinus 1 (1-0)	Iyana Moore 4 (4-0)	Mikayla Blakes 5 (5-0)	Jane Nwaba 4 (4-0)
Madison Greene 1 (1-0)	Justine Pissott 1 (1-0)	Jordyn Oliver 4 (3-1)	Jordyn Oliver 2 (2-0)	Aiyana Mitchell 4 (3-1)
Iyana Moore 1 (1-0)	Aiyana Mitchell 1 (0-1)	Madison Greene 2 (2-0)	Madison Greene 1 (1-0)	Jordyn Oliver 3 (2-1)
	Jordyn Oliver 1 (0-1)	Leilani Kapinus 1 (1-0)	Leilani Kapinus 1 (1-0)	Mikayla Blakes 1 (1-0)
		Khamil Pierre 1 (0-1)		Aga Makurat 1 (1-0)
				Iyana Moore 1 (1-0)

2024-25 GAME HIGHS & LOWS

HIGHS

Points	106	vs. Evansville (12/14/24)
FG Made	44	vs. Evansville (12/14/24)
FG Attempts	93	vs. Evansville (12/14/24)
3-Pt FG Made	13	vs. Appalachian St. (12/1/24)
3-PT FG Attempts	38	vs. Appalachian St. (12/1/24)
FT Made	23	vs. Austin Peay (11/8/24) vs. Arizona (11/26/24)
FT Attempts	31	vs. Arizona (11/26/24)
Rebounds	56	vs. Samford (11/22/24)
Assists	23	vs. Samford (11/22/24) vs. Appalachian St. (12/1/24) vs. West Georgia (12/21/24)
Steals	24	vs. Evansville (12/14/24)
Blocks	9	vs. West Georgia (12/21/24)
Turnovers	23	vs. Arizona (11/26/24)
Fouls	22	vs. Michigan State (11/27/24)

LOWS

Points	62	at South Florida (11/14/24)
FG Made	21	vs. Arizona (11/26/24)
FG Attempts	54	vs. Arizona (11/26/24)
3-Pt FG Made	2	vs. Evansville (12/14/24)
3-PT FG Attempts	14	vs. Arizona (11/26/24) vs. Michigan State (11/27/24)
FT Made	3	at South Florida (11/14/24)
FT Attempts	8	at South Florida (11/14/24)
Rebounds	33	vs. Butler (11/17/24) at Dayton (12/19/24)
Assists	6	at South Florida (11/14/24)
Steals	7	at Miami (12/4/24)
Blocks	0	at South Florida (11/14/24)
Turnovers	6	vs. Appalachian St. (12/1/24)
Fouls	11	at South Florida (11/14/24) vs. Hampton (11/20/24) vs. West Georgia (12/21/24)



**VANDERBILT STATS****BENCH PRODUCTION**

Game	VU-OPP	Diff.	Top Bench Scorer
Lipscomb	31-25	+6	Madison Greene, 14
Austin Peay	35-12	+23	Madison Greene, 13
at South Fla.	6-32	-26	Makurat/Mitchell/Moore, 2
Butler	17-18	-1	Aiyana Mitchell, 6
Hampton	33-18	+15	Madison Greene, 11
Samford	43-18	+25	Madison Greene, 16
vs. Arizona	15-6	+9	Leilani Kapinus, 7
vs. Michigan St.	7-9	-2	Aiyana Mitchell, 6
Appalachian St.	31-24	+7	Aga Makurat, 7
at Miami	17-11	+6	Leilani Kapinus, 8
Evansville	24-9	+15	Leilani Kapinus, 10
at Dayton	27-18	+9	Madison Greene, 25
West Georgia	35-29	+6	Leilani Kapinus, 10
Total	321-229	+92	Madison Greene, 98
AVG.	24.7-17.6	+7.1	Madison Greene, 10.9 ppg

SPECIALTY STATS

Game	Off TO	Paint	2nd Chance	Fastbreak
Lipscomb	22-8	70-22	23-8	27-3
Austin Peay	33-10	42-20	20-4	24-1
at South Fla.	19-12	28-24	12-7	3-4
Butler	41-13	30-20	10-7	14-7
Hampton	36-12	46-28	19-4	13-6
Samford	24-3	60-22	28-9	26-9
vs. Arizona	29-19	20-40	17-13	9-8
vs. Michigan St.	23-20	42-48	14-16	15-6
Appalachian St.	33-7	38-22	21-7	21-2
at Miami	27-14	46-40	16-2	8-3
Evansville	54-3	76-20	40-9	25-4
at Dayton	32-7	28-42	14-8	14-6
West Georgia	37-16	62-22	29-13	30-16
Total	410-144	588-370	263-107	229-75
AVG.	31.5-11.1	45.2-28.5	20.2-8.2	17.6-5.8



2024-25 GAME COMPARISON

Opponent	1st	2nd	3rd	4th	Final	Mar	Total FG	FG Pct	3-Pointers	3FG Pct	Free Throws	FT Pct	Rebs	Mar	Ast	TOver	Block	Steal	Fouls	
Lipscomb	31-15	22-10	28-14	21-11	102-50	+52	43-81/17-61	.531/.279	5-17/6-35	.294/.171	11-14/10-17	.786/.588	54/32	+22	17/6	12/23	1/2	15/2	15/17	
Austin Peay	24-16	28-10	26-4	15-7	93-37	+56	32-71/15-52	.451/.288	6-17/3-14	.353/.214	23-30/4-14	.767/.286	55/28	+27	15/6	12/25	8/2	10/6	15/27	
at South Florida	19-17	15-9	20-11	8-12	62-49	+13	26-68/21-57	.382/.368	7-28/4-18	.250/.222	3-8/3-3	.789/.727	37/43	-6	6/13	12/23	0/8	8/5	11/14	
Butler	17-8	20-12	22-16	22-16	81-52	+19	29-57/18-47	.509/.383	8-18/8-18	.444/.444	15-19/8-11	.789/.727	33/25	+8	18/12	21/30	2/0	17/12	16/16	
Hampton	23-21	28-7	25-4	18-13	94-45	+49	38-70/18-49	.543/.367	8-25/3-12	.320/.250	10-12/6-8	.833/.750	40/24	+16	22/9	11/24	6/1	11/7	11/15	
Samford	19-21	24-8	23-16	38-14	104-59	+45	42-83/22-56	.506/.393	8-19/11-29	.421/.379	12-20/4-8	.600/.500	56/26	+30	23/16	11/22	3/2	17/8	17/19	
vs. Arizona	15-7	16-11	19-19	21-23	71-60	+11	21-54/25-58	.389/.431	6-14/4-16	.429/.250	23-31/6-11	.742/.545	40/33	+7	12/12	23/26	2/2	19/11	19/22	
vs. Michigan State	19-16	8-13	22-16	21-33	70-78	-8	26-64/28-65	.496/.431	3-14/4-12	.214/.333	15-20/18-25	.750/.720	34/48	-14	17/15	21/24	3/7	15/14	22/21	
Appalachian State	33-2	18-13	14-16	29-9	94-40	+54	33-77/16-54	.429/.296	13-38/3-16	.342/.188	15-15/5-8	1.000/.625	48/36	+12	23/8	6/21	1/3	14/3	10/15	
at Miami	23-13	23-18	23-24	19-15	88-70	+18	34-68/28-53	.500/.528	9-24/6-17	.375/.353	11-15/8-11	.733/.727	36/24	+12	20/14	15/21	1/1	7/8	16/16	
Evansville	34-12	24-8	28-11	20-9	106-40	+66	44-93/15-54	.473/.278	2-24/4-27	.083/.148	16-19/6-9	.842/.667	55/36	+19	13/8	9/36	4/2	24/2	15/18	
at Dayton	33-15	13-24	13-17	21-10	80-66	+14	29-76/26-53	.382/.491	9-26/3-14	.346/.214	13-15/11-12	.867/.917	33/42	-9	18/16	8/26	3/4	16/3	14/15	
West Georgia	24-14	35-13	20-25	24-16	103-68	+35	41-84/25-68	.488/.368	7-27/10-29	.259/.345	14-19/8-12	.737/.667	51/41	+10	23/19	13/26	9/3	17/8	11/13	
Alabama A&M																				
Georgia																				
Kentucky																				
at Ole Miss																				
at LSU																				
Tennessee																				
Arkansas																				
at Alabama																				
at Florida																				
Ole Miss																				
at Texas																				
Mississippi State																				
at Auburn																				
at Oklahoma																				
South Carolina																				
Texas A&M																				
at Missouri																				
SEASON TOTAL	314-180	274-156	283-193	277-188	1148-714	+434	438-946/274-727	.463/.377	91-291/69-257	.313/.268	181-237/97-149	.764/.651	572/438	+124	204/135	174/327	43/37	190/93	194/227	
SEASON AVG	24.2-13.8	21.1-12.0	21.8-14.8	21.3-14.5	88.3-54.9	+33.4	33.7-72.8/21.1-55.9		7.0-22.4/5.3-19.8		13.9-18.2/7.5-11.5		44.0/33.7	+10.3	17.0/11.3	13.4/25.2	3.3/2.8	14.6/7.2	14.9/17.5	

SEASON HIGH | SEASON LOW

2024-25 GAME-BY-GAME STATS

Opponent	Date	Score	W/L	Total		3-Pointers		Free throws		Rebounds				PF	A	TO	BLK	STL	PTS	AVG
				FG-FGA	PCT	3FG-3FGA	PCT	FT-FTA	PCT	OFF	DEF	TOT	AVG							
Lipscomb	11/04/2024	102-50	W	43-81	.531	5-17	.294	11-14	.786	22	32	54	54.0	17	17	12	1	15	102	102.0
Austin Peay	11/08/2024	93-37	W	32-71	.451	6-17	.353	23-30	.767	21	34	55	54.5	15	15	12	8	10	93	97.5
at South Fla.	11/14/2024	62-49	W	26-68	.382	7-28	.250	3-8	.375	12	25	37	48.7	11	6	12	0	8	62	85.7
Butler	11/17/2024	81-52	W	29-57	.509	8-18	.444	15-19	.789	13	20	33	44.8	16	18	21	2	17	81	84.5
Hampton	11/20/2024	94-45	W	38-70	.543	8-25	.320	10-12	.833	15	25	40	43.8	11	22	11	6	11	94	86.4
Samford	11/22/2024	104-59	W	42-83	.506	8-19	.421	12-20	.600	27	29	56	45.8	17	23	11	3	17	104	89.3
vs Arizona	11/26/2024	71-60	W	21-54	.389	6-14	.429	23-31	.742	15	25	40	45.0	19	12	23	2	19	71	86.7
vs Michigan St.	11/27/2024	70-78	L	26-64	.406	3-14	.214	15-20	.750	14	20	34	43.6	22	17	21	3	15	70	84.6
App State	12/01/2024	94-40	W	33-77	.429	13-38	.342	15-15	1.000	18	30	48	44.1	10	23	6	1	14	94	85.7
at Miami (FL)	12/04/2024	88-70	W	34-68	.500	9-24	.375	11-15	.733	17	19	36	43.3	16	20	15	1	7	88	85.9
Evansville	12/14/2024	106-40	W	44-93	.473	2-24	.083	16-19	.842	29	26	55	44.4	15	13	9	4	24	106	87.7
at Dayton	12/19/2024	80-66	W	29-76	.382	9-26	.346	13-15	.867	16	17	33	43.4	14	18	8	3	16	80	87.1
West Ga.	12/21/2024	103-68	W	41-84	.488	7-27	.259	14-19	.737	24	27	51	44.0	11	23	13	9	17	103	88.3
Total		1148		438-946	.463	91-291	.313	181-237	.764	243	329	572	44.0	194	227	174	43	190	1148	88.3
Opponents		714		274-727	.377	69-257	.268	97-149	.651	145	293	438	33.7	227	154	327	37	93	714	54.9

Vanderbilt Averages

Games Played	Points/game	FG Pct	3FG Pct	FT Pct	Rebounds/game	Assists/game	Turnovers/game	Assist/Turnover ratio	Steals/game	Blocks/game
13	88.3	46.3	31.3	76.4	44.0	17.5	13.4	1.3	14.6	3.3





SHEA RALPH

HEAD COACH
 FOURTH SEASON
 UConn - '01



THE SHEA RALPH FILE

Head Coach Vanderbilt (2021-Current)

- 63-49 overall record in four seasons at Vanderbilt
- Guided Vanderbilt to its first NCAA Tournament bid since the 2014 NCAA Tournament in 2023-24 and posted the Dores' first NCAA Tournament victory since 2013
- Posted the largest win improvement from one season to next in school history during the 2023-24 season, as Vandy's 23 victories marked an 11-win improvement from 2022-23
- Led Vanderbilt to its first postseason bid since the 2013-14 campaign with an appearance in the 2022 WNIT in her debut season in 2021-22
- Guided Vandy to a school record six SEC road wins in '23-'24
- Five players have earned All-SEC honors under Ralph

Assistant Coach UConn (2008-2021)

- 462-22 in 13 seasons as an assistant coach at UConn
- Won Six NCAA National Championships
- 12 Final Four Appearances
- 16 Conference Titles
- Coached 21 WNBA Draft Picks, 9 top-5 picks, three No. 1 picks

Assistant Coach Pittsburgh (2003-2008)

- 86-66 in five seasons as an assistant coach at Pittsburgh
- 2008 Sweet 16 Appearance
- Two NCAA Tournament Appearances (2007 & 08)
- 2006 WNIT Final Four

Player UConn (1996-2001)

- Drafted by Utah Starzz in 2001 WNBA Draft
- Scored 1,678 career points, Ranks 8th in UConn history
- Won 2000 NCAA National Championship
- 2000 NCAA Women's Final Four MVP
- 2000 Big East Player of the Year
- 2000 All-American
- 2000 Sports Illustrated Women's College Player of the Year
- Honda Award Winner

Shea Ralph was named the sixth head coach in Vanderbilt women's basketball history on April 13, 2021. The 2024-25 campaign marks her fourth season leading the Commodores.

Ralph orchestrated one of the biggest turn-arounds in program history during the 2023-24 season, as the Commodores went from being projected last in the SEC preseason polls to earning the program's first bid into the NCAA Tournament in 10 seasons.

Vanderbilt went 23-10 in Year 3 under Ralph's direction, as the Commodores made their first appearance in the NCAA Tournament since the 2013-14 campaign. The 23 wins marked an 11-win improvement from a season ago, which is the second-largest win improvement from one season to the next in program history.

The Commodores went out and proved the preseason prognosticators wrong in 2023-24, as Vandy finished sixth in the SEC after being picked 13th in the Preseason SEC Coaches Poll and 14th in the Preseason SEC Media Poll. The Dores went 9-7 in SEC play and won a program-record six road SEC games. The nine SEC wins were the most for Vanderbilt since the 2012-13 campaign. The Commodores earned the No. 6 seed in the 2024 SEC Women's Basketball Tournament, which was the program's highest seed at the SEC Tournament since 2011.

Vanderbilt's at-large bid into the 2024 NCAA



Tournament marked the second time in her three seasons that Ralph has led the Commodores to the postseason.

A total of three Commodores earned All-SEC honors in Year 3 under Ralph. Iyana Moore made her first appearance on the All-SEC second team, while Jordyn Cambridge was named to the All-SEC defensive team for a school-record third time. Khamil Pierre was named to the All-SEC freshman team, making her the third Commodore to earn a spot on the team under Ralph, joining Moore and Sacha Washington. Pierre also was named SEC Freshman of the Week a program record five times during the season.

Vanderbilt's hard-nosed and gritty approach helped the Commodores become one of the elite defensive teams in the SEC, as Vandy ranked third in steals per game at 10.2 steals. The Dores' 315 steals during the 2023-24 campaign are the third-most in a season in program history.

Vanderbilt was hit hard with a plethora of pre-season injuries to begin the 2022-23 campaign. Coach Ralph was able to rally the Commodores and record a second-straight double-digit win season, marking the first time in six years that Vandy has posted back-to-back double-digit win campaigns.

During the 2022-23 campaign, Ralph guided Vanderbilt to a winning record inside Memorial Gymnasium for the 38th time in the last 40 seasons. The Commodores won nine games at Memorial Gym, which included victories over Texas A&M, Arkansas, and Kentucky.

Ralph was key in the development of Cijia Harbison, who transferred into the program for her graduate season and become one of the most prolific scorers in the SEC. Harbison earned second team All-SEC honors after averaging 19.6 points per game and shot 40.6% from the field. The only player in the SEC to score 40 points in a game this season, Harbison had three outings with 30-plus points among the 23 times she has scored in double figures while recording the

highest scoring average of her collegiate career. Harbison has led the Commodores in scoring 16 times, assists on 20 occasions and steals in 15 games. Harbison tied a school record with 41 points and added five steals in a January win over Texas A&M

In her inaugural season, Ralph led Vanderbilt to its first postseason appearance since 2014. The Commodores reached the third round of the Women's National Invitation Tournament, their longest postseason run since 2013. Vanderbilt also recorded its first SEC Tournament victory in six years when it defeated Texas A&M 85-69 on March 2, 2022.



In all, Ralph accrued the third-most wins of any women's basketball coach in a debut season. That included a 63-59 victory against No. 15 Florida in Memorial Gymnasium on Feb. 24, 2022, the program's first win against a ranked opponent since 2020.

Ralph wasted no time helping individual student-athletes realize their full potential. Jordyn Cambridge, Iyana Moore and Sacha Washington earned All-SEC accolades during the 2021-22 campaign. Cambridge recorded the program's first postseason triple-double during the SEC Tournament, while she and Moore contributed to a program-record 17 3-pointers against Alabama State on Dec. 28, 2021.

A seven-time national champion as a student-athlete or coach, Ralph arrived at Vanderbilt after spending the previous 13 seasons as an assistant coach alongside Geno Auriemma at the University of Connecticut. While serving as a coach at her alma mater, Ralph helped guide the Huskies to 12 Final Four appearances and six national championships, including a record four consecutive titles from 2013-16.

Ralph was an instrumental figure in recruiting and player development with the Huskies. She mentored standouts like Paige Bueckers, who in 2020-21 became the first freshman to sweep the major national player-of-the-year awards:

RALPH'S CAREER RECORD

SEASON	TEAM	OVERALL	CONF.	CONF. FINISH	POSTSEASON
1996-97	UConn (Player)	33-1	18-0	1st	Elite Eight
1997-98	UConn (Player)	34-3	17-1	1st	Elite Eight
1998-99	UConn (Player)	29-5	17-1	T-1st	Sweet 16
1999-00	UConn (Player)	36-1	18-0	T-1st	NCAA Champions
2000-01	UConn (Player)	32-3	17-1	1st	Final Four
2003-04	Pittsburgh (AC)	6-20	2-14	13th	--
2004-05	Pittsburgh (AC)	13-15	5-11	10th	--
2005-06	Pittsburgh (AC)	22-11	9-7	T-6th	WNIT Final Four
2006-07	Pittsburgh (AC)	24-9	10-6	T-5th	NCAA 2nd Rd
2007-08	Pittsburgh (AC)	24-11	10-6	T-5th	Sweet 16
2008-09	UConn (AC)	39-0	16-0	1st	NCAA Champions
2009-10	UConn (AC)	39-0	16-0	1st	NCAA Champions
2010-11	UConn (AC)	36-2	16-0	1st	Final Four
2011-12	UConn (AC)	33-5	13-3	T-2nd	Final Four
2012-13	UConn (AC)	35-4	14-2	2nd	NCAA Champions
2013-14	UConn (AC)	40-0	18-0	1st	NCAA Champions
2014-15	UConn (AC)	38-1	18-0	1st	NCAA Champions
2015-16	UConn (AC)	38-0	18-0	1st	NCAA Champions
2016-17	UConn (AC)	36-1	16-0	1st	Final Four
2017-18	UConn (AC)	36-1	16-0	1st	Final Four
2018-19	UConn (AC)	35-3	16-0	1st	Final Four
2019-20	UConn (AC)	29-3	16-0	1st	Tournament Canceled
2020-21	UConn (AC)	28-2	18-0	1st	Final Four
2021-22	Vanderbilt (HC)	16-19	4-12	T-12th	WNIT Sweet 16
2022-23	Vanderbilt (HC)	12-19	3-13	12th	--
2023-24	Vanderbilt (HC)	23-10	9-7	6th	NCAA 1st Rd
2024-25	Vanderbilt (HC)	12-1	0-0	--	--

AT VANDERBILT: 63-49 (.563) - Four Seasons

TOTAL: 777-149 (.839) - 27 Seasons

7- NCAA National Titles ('00, '09, '10, '13, '14, '15, '16)

14 - NCAA Final Fours ('00, '01, '09, '10, '11, '12, '13, '14, '15, '16, '17, '18, '19)

16 - NCAA Elite Eights ('97, '98, '00, '01, '09, '10, '11, '12, '13, '14, '15, '16, '17, '18, '19)

18 - NCAA Sweet 16 Appearances | 16 - Conference Regular Season Championships

the Naismith Trophy, Associated Press Player of the Year, USBWA National Player of the Year, Lieberman Award and Wooden Award.

In all, Ralph worked with 21 WNBA draft picks at UConn, including nine top-five picks and three No. 1 overall selections: Tina Charles, Maya Moore and Breanna Stewart.

Prior to returning to UConn as an assistant, Ralph spent five seasons at the University of Pittsburgh from 2003-08. She was instrumental in a period of unprecedented success, helping the Panthers improve from single-digit victories to at least 22 victories in each of her final three seasons. Pitt also reached the Sweet 16 for the first time in program history in 2008.

As one of the most celebrated student-athletes in women's basketball history, Ralph ranks eighth in UConn's storied record book with 1,678 points. She also ranks among the program's all-time top 10 in career assists (456), steals (252) and field goal percentage (57.9). Ralph graduated from Connecticut in 2001 with a degree in exercise physiology.

In leading UConn to a national championship in 2000, Ralph was named an All-American and Big East Player of the Year. She was selected at the most valuable player in the 2000 NCAA Women's Final Four. She also won the Honda Award, presented to the premier female student-athlete in 12 collegiate sports, and the "Sports Illustrated for Women" Player of the Year.

Ralph was selected by the Utah Starzz in the 2001 WNBA Draft, but was unable to pursue a professional career due to a knee injury.

Ralph and her husband, Tom Garrick, have one daughter, Maysen. Currently a member of the Vanderbilt coaching staff, Garrick served as head coach of the UMass-Lowell women's basketball program from 2018-21 and previously served as a Vanderbilt assistant from 2009-15.



1 MIKAYLA BLAKES

@mikaylablakes
@mikaylablakes
@mikaylablakes

G // 5-8 // Fr. // Somerset, N.J. (Rutgers Prep HS)

SEASON HIGHS

Points // 29, Butler (11/17/24)
 FG Made // 10, at Miami (12/04/24)
 FG Attempts // 22, at Miami (12/04/24)
 3-Pt Made // 5 (2x), Last: at Miami (12/04/24)
 3-Pt Attempt // 9, Butler (11/17/24)
 FT Made // 7 (2x), Last: Evansville (12/14/24)
 FT Attempt // 8, Butler (11/17/24)
 Rebounds // 5, Lipscomb (11/4/24)
 Assists // 8, Hampton (11/20/24)
 Steals // 7, vs. Appalachian State (12/1/24)
 Blocks // 1 (2x), Last: Samford (11/22/24)
 Minutes // 37, at Miami (12/04/24)

CAREER HIGHS

Points // 29, Butler (11/17/24)
 FG Made // 10, at Miami (12/04/24)
 FG Attempts // 22, at Miami (12/04/24)
 3-Pt Made // 5 (2x), Last: at Miami (12/04/24)
 3-Pt Attempt // 9, Butler (11/17/24)
 FT Made // 7 (2x), Last: Evansville (12/14/24)
 FT Attempt // 8, Butler (11/17/24)
 Rebounds // 5, Lipscomb (11/4/24)
 Assists // 8, Hampton (11/20/24)
 Steals // 7, vs. Appalachian State (12/1/24)
 Blocks // 1 (2x), Last: Samford (11/22/24)
 Minutes // 37, at Miami (12/04/24)

- Three-Time SEC Freshman of the Week - Nov. 19, Nov. 26, Dec. 10
- Leads all NCAA Division I freshmen in points scored (264) & steals (37)
- First NCAA Division I freshman to score over 200 pts this season
- First Dore freshman to score double-digit points in her first 13 games at Vandy since at least 1999-00
- Her 29 pts vs. Butler ties her for the 5th-most points scored by a Vandy freshman

	SUPERLATIVES	24-25 CAREER	SUPERLATIVES	24-25 CAREER
10+ POINTS	13	13	3+ STEALS	7
15+ POINTS	11	11	2+ BLOCKS	--
20+ POINTS	8	8	DOUBLE-DOUBLES	--
30+ POINTS	--	--	LED VANDY IN PTS	5
MADE 3+ 3-PT FG	4	4	LED VANDY IN REB	--
10+ REBS	--	--	LED VANDY IN AST	6
3+ ASSISTS	9	9	LED VANDY IN STL	3
			LED VANDY IN BLK	1

GAME-BY-GAME

DATE	OPPONENT	GS	MIN	FGM/A	FG%	3FG/A	3P%	FTM/A	FG%	OFF	DEF	TOT	AVG	PF	AST	T/O	BLK	STL	PTS	AVG	
11.4.24	LIPSCOMB	*	25:31	9-18	.500	2-7	.286	3-3	1.000	2	3	5	5.0	2	5	0	0	2	23	23.0	
11.8.24	AUSTIN PEAY	*	15:31	5-8	.625	2-4	.500	4-5	.800	2	1	3	4.0	1	1	2	1	3	16	19.5	
11.14.24	AT SOUTH FLORIDA	*	31:24	6-14	.429	2-8	.250	2-4	.500	0	2	2	3.3	1	1	5	0	2	16	18.3	
11.17.24	BUTLER	*	35:34	9-18	.500	4-9	.444	7-8	.875	1	1	2	3.0	3	2	3	0	3	29	21.0	
11.20.24	HAMPTON	*	29:14	9-14	.643	1-5	.200	3-5	.600	1	2	3	3.0	2	8	3	0	3	22	21.2	
11.22.24	SAMFORD	*	23:12	5-12	.417	2-5	.400	2-2	1.000	1	2	3	3.0	2	5	3	1	2	14	20.0	
11.26.24	VS. ARIZONA	*	34:31	6-14	.429	5-8	.625	6-6	1.000	0	2	2	2.9	4	4	1	0	4	23	20.4	
11.27.24	VS. MICHIGAN ST.	*	26:36	3-10	.300	1-4	.250	6-6	1.000	1	0	1	2.6	3	3	3	0	2	13	19.5	
12.1.24	APPALACHIAN ST.	*	28:35	7-15	.467	2-8	.250	4-4	1.000	2	1	3	2.7	2	6	2	0	7	20	19.6	
12.4.24	AT MIAMI	*	37:14	10-22	.455	5-14	.357	1-2	.500	0	1	1	2.5	2	3	3	0	0	26	20.2	
12.14.24	EVANSVILLE	*	26:07	7-19	.368	1-7	.143	7-7	1.000	3	1	4	2.6	2	3	1	0	1	22	20.4	
12.19.24	AT DAYTON	*	26:50	6-17	.353	2-8	.250	2-2	1.000	1	0	1	2.5	4	1	3	0	5	16	20.0	
12.21.24	WEST GEORGIA	*	27:09	12-20	.600	0-6	.000	0-0	.000	2	2	4	2.6	1	6	2	0	3	24	20.3	
12.29.24	ALABAMA A&M																				
1.2.25	GEORGIA																				
1.5.25	KENTUCKY																				
1.9.25	AT OLE MISS																				
1.13.25	AT LSU																				
1.19.25	TENNESSEE																				
1.23.25	ARKANSAS																				
1.26.25	AT ALABAMA																				
1.30.25	AT FLORIDA																				
2.2.25	OLE MISS																				
2.6.25	AT TEXAS																				
2.13.25	MISSISSIPPI ST.																				
2.16.25	AT AUBURN																				
2.20.25	AT OKLAHOMA																				
2.23.25	SOUTH CAROLINA																				
2.27.25	TEXAS A&M																				
3.2.25	AT MISSOURI																				
TOTAL			13	367:27	94-201	.468	29-93	.312	47-54	.870	16	18	34	2.6	29	48	31	2	37	264	20.3

CAREER STATS

YEAR	GP	GS	MIN	AVG	FG	FGA	PCT	3FG	3FGA	3PCT	FT	FTA	PCT	OFF	DEF	TOT	AVG	PF	FO	AST	TO	BLK	STL	PTS	AVG
2024-25	13	13	367	28.3	94	201	.468	29	93	.312	47	54	.870	16	18	34	2.6	29	0	48	31	2	37	264	20.3
CAREER	13	13	367	28.3	94	201	.468	29	93	.312	47	54	.870	16	18	34	2.6	29	0	48	31	2	37	264	20.3



2 JADA BROWN

@_jadabrown
 @brownjadaa
 @jadabrown_

G // 5-8 // Jr. // Bentonville, Ark. (Bentonville HS)

SEASON HIGHS

Points // 6, West Georgia (12/21/24)
FG Made // 2, West Georgia (12/21/24)
FG Attempts // 3, West Georgia (12/21/24)
3-Pt Made // 1 (2x), Last: West Georgia (12/21/24)
3-Pt Attempt // 2, West Georgia (12/21/24)
FT Made // 2, Lipscomb (11/4/24)
FT Attempt // 2 (2x), Last: West Georgia (12/21/24)
Rebounds // 2 (4x), Last: West Georgia (12/21/24)
Assists // 1 (3x), Last: App State (12/1/24)
Steals // 2 (2x), Last: West Georgia (12/21/24)
Blocks // --
Minutes // 13, Lipscomb (11/4/24)

CAREER HIGHS

Points // 12, vs. NC State (11/24/22)
FG Made // 4, vs. NC State (11/24/22)
FG Attempts // 12, Samford (11/10/22)
3-Pt Made // 4, vs. NC State (11/24/22)
3-Pt Attempt // 8, at LSU (01/01/23)
FT Made // 2 (3x), Last: Lipscomb (11/4/24)
FT Attempt // 2 (6x), Last: West Georgia (12/21/24)
Rebounds // 4 (4x), Last Radford (12/31/23)
Assists // 5, Tarleton State (11/15/22)
Steals // 2 (5x), Last: West Georgia (12/21/24)
Blocks // 1 (2x), Last: Florida (01/22/23)
Minutes // 42, Lipscomb (12/18/22)

- Appeared in nine games off the bench in '24-25
- Shooting 55.6% from the field (5-of-9)
- Scored a season-high 6 pts in 10 min. vs. West Georgia
- Played in 58 career games with 22 starts at Vanderbilt
- Scored career-best 12 pts vs. NC State (11.24.22)
- SEC Winter Academic Honor Roll ('24)
- Majoring in Human & Organizational Development

SUPERLATIVES	24-25 CAREER	SUPERLATIVES	24-25 CAREER
10+ POINTS	-- 2	3+ STEALS	-- --
15+ POINTS	-- --	2+ BLOCKS	-- --
20+ POINTS	-- --	DOUBLE-DOUBLES	-- --
30+ POINTS	-- --	LED VANDY IN PTS	-- --
MADE 3+ 3-PT FG	-- 3	LED VANDY IN REB	-- --
10+ REBS	-- --	LED VANDY IN AST	-- 1
3+ ASSISTS	-- 1	LED VANDY IN STL	-- --
		LED VANDY IN BLK	-- --

GAME-BY-GAME

DATE	OPPONENT	GS	MIN	FGM/A	FG%	3FG/A	3P%	FTM/A	FG%	OFF	DEF	TOT	AVG	PF	AST	T/O	BLK	STL	PTS	AVG
11.4.24	LIPSCOMB		12:44	1-2	.500	0-0	.000	2-2	1.000	1	0	1	1.0	3	0	0	0	0	4	4.0
11.8.24	AUSTIN PEAY		08:06	0-1	.000	0-1	.000	0-0	.000	1	1	2	1.5	2	1	0	0	2	0	2.0
11.14.24	AT SOUTH FLORIDA		01:49	0-0	.000	0-0	.000	0-0	.000	0	0	0	1.0	0	0	0	0	0	0	1.3
11.17.24	BUTLER		03:55	0-1	.000	0-0	.000	0-0	.000	1	0	1	1.0	0	1	0	0	0	0	1.0
11.20.24	HAMPTON		03:57	0-0	.000	0-0	.000	0-0	.000	1	1	2	1.2	0	0	1	0	0	0	0.8
11.22.24	SAMFORD		02:55	0-0	.000	0-0	.000	0-0	.000	0	0	0	1.0	1	0	0	0	0	0	0.7
11.26.24	VS. ARIZONA																			
11.27.24	VS. MICHIGAN ST.																			
12.1.24	APPALACHIAN ST.		05:46	1-1	1.000	1-1	1.000	0-0	.000	0	2	2	1.1	0	1	0	0	1	3	1.0
12.4.24	AT MIAMI																			
12.14.24	EVANSVILLE		06:19	1-1	1.000	0-0	.000	0-0	.000	0	0	0	1.0	0	0	1	0	1	2	1.1
12.19.24	AT DAYTON																			
12.21.24	WEST GEORGIA		10:00	2-3	.667	1-2	.500	1-2	.500	0	2	2	1.1	1	0	0	0	2	6	1.7
12.29.24	ALABAMA A&M																			
1.2.25	GEORGIA																			
1.5.25	KENTUCKY																			
1.9.25	AT OLE MISS																			
1.13.25	AT LSU																			
1.19.25	TENNESSEE																			
1.23.25	ARKANSAS																			
1.26.25	AT ALABAMA																			
1.30.25	AT FLORIDA																			
2.2.25	OLE MISS																			
2.6.25	AT TEXAS																			
2.13.25	MISSISSIPPI STATE																			
2.16.25	AT AUBURN																			
2.20.25	AT OKLAHOMA																			
2.23.25	SOUTH CAROLINA																			
2.27.25	TEXAS A&M																			
3.2.25	AT MISSOURI																			
TOTAL		0	55:31	5-9	.556	2-4	.500	3-4	.750	4	6	10	1.1	7	3	2	0	6	15	1.7

CAREER STATS

YEAR	GP	GS	MIN	AVG	FG	FGA	PCT	3FG	3FGA	3PCT	FT	FTA	PCT	OFF	DEF	TOT	AVG	PF	FO	AST	TO	BLK	STL	PTS	AVG
2022-23	30	22	637	21.3	44	150	.293	32	105	.305	12	14	.857	13	19	32	1.1	35	0	24	44	1	14	132	4.4
2023-24	18	0	123	6.8	3	19	.158	2	15	.133	4	6	.667	2	9	11	0.6	12	0	7	6	0	2	12	0.7
2024-25	9	0	56	6.2	5	9	.556	2	4	.500	3	4	.750	4	6	10	1.1	7	0	3	2	0	6	15	1.7
CAREER	58	22	821	14.1	52	179	.291	36	125	.288	19	24	.792	19	34	53	0.9	54	0	34	52	1	22	159	2.7





4 MADISON GREENE

@mad1son_04
@Mad1son_04

G // 5-6 // So. // Columbus, Ohio (Pickerington Central HS)

SEASON HIGHS

Points // 25, at Dayton (12/19/24)
 FG Made // 7 (2x), Last: at Dayton (12/19/24)
 FG Attempts // 14, at Dayton (12/19/24)
 3-Pt Made // 5, at South Florida (11/14/24)
 3-Pt Attempt // 8, at South Florida (11/14/24)
 FT Made // 8, at Dayton (12/19/24)
 FT Attempt // 10, at Dayton (12/19/24)
 Rebounds // 5 (2x), Last: at Dayton (12/19/24)
 Assists // 6, Samford (11/22/24)
 Steals // 6, Lipscomb (11/4/24)
 Blocks // 1, Austin Peay (11/8/24)
 Minutes // 37, at South Florida (11/14/24)

CAREER HIGHS

Points // 25, at Dayton (12/19/24)
 FG Made // 7 (2x), Last: at Dayton (12/19/24)
 FG Attempts // 14, at Dayton (12/19/24)
 3-Pt Made // 5, at South Florida (11/14/24)
 3-Pt Attempt // 8, at South Florida (11/14/24)
 FT Made // 8, at Dayton (12/19/24)
 FT Attempt // 10, at Dayton (12/19/24)
 Rebounds // 5 (2x), Last: at Dayton (12/19/24)
 Assists // 6, Samford (11/22/24)
 Steals // 6, Lipscomb (11/4/24)
 Blocks // 1, Austin Peay (11/8/24)
 Minutes // 37, at South Florida (11/14/24)

- Leads the team in points off the bench at 10.9 ppg
- Scored a career-high 25 pts in a reserve role at Dayton on 12.19
- Made her first career start at South Fla. (Nov. 14) and scored 15 pts with a career-best five 3-pt FG made
- Tallied double-digit pts off the bench in five games
- First Dore since 2018 to score 25 pts off the bench (at Dayton - 12.19)
- Collected three steals in back-to-back games

	SUPERLATIVES	24-25 CAREER	SUPERLATIVES	24-25 CAREER
10+ POINTS	6	9	3+ STEALS	4 5
15+ POINTS	3	4	2+ BLOCKS	-- --
20+ POINTS	1	1	DOUBLE-DOUBLES	-- --
30+ POINTS	--	--	LED VANDY IN PTS	1 1
MADE 3+ 3-PT FG	2	3	LED VANDY IN REB	-- --
10+ REBS	--	--	LED VANDY IN AST	1 2
3+ ASSISTS	3	4	LED VANDY IN STL	1 2
			LED VANDY IN BLK	-- --

GAME-BY-GAME

DATE	OPPONENT	GS	MIN	FGM/A	FG%	3FG/A	3P%	FTM/A	FG%	OFF	DEF	TOT	AVG	PF	AST	T/O	BLK	STL	PTS	AVG
11.4.24	LIPSCOMB		28:25	6-10	.600	0-1	.000	2-2	1.000	0	5	5	5.0	2	4	4	0	6	14	14.0
11.8.24	AUSTIN PEAY		30:15	3-10	.300	1-1	1.000	6-6	1.000	1	3	4	4.5	2	3	2	1	2	13	13.5
11.14.24	AT SOUTH FLORIDA *		37:10	5-9	.556	5-8	.625	0-0	.000	2	2	4	4.3	1	1	3	0	1	15	14.0
11.17.24	BUTLER	*	20:20	0-2	.000	0-2	.000	0-0	.000	0	2	2	3.8	3	1	5	0	3	0	10.5
11.20.24	HAMPTON		22:50	4-6	.667	1-2	.500	2-2	1.000	0	2	2	3.4	3	1	1	0	1	11	10.6
11.22.24	SAMFORD		27:01	7-9	.778	0-0	.000	2-2	1.000	1	3	4	3.5	3	6	2	0	1	16	11.5
11.26.24	VS. ARIZONA	*	18:04	1-4	.250	0-2	.000	1-2	.500	2	1	3	3.4	2	0	4	0	0	3	10.3
11.27.24	VS. MICHIGAN ST.	*	28:38	2-8	.250	0-2	.000	0-0	.000	0	1	1	3.1	3	1	2	0	2	4	9.5
12.1.24	APPALACHIAN ST.		16:07	2-8	.250	1-5	.200	1-1	1.000	0	2	2	3.0	2	1	2	0	0	6	9.1
12.4.24	AT MIAMI		19:50	3-4	.750	1-1	1.000	0-0	.000	0	0	0	2.7	1	3	1	0	0	7	8.9
12.14.24	EVANSVILLE		21:51	1-5	.200	0-2	.000	2-2	1.000	1	2	3	2.7	1	1	0	0	3	4	8.5
12.19.24	AT DAYTON		31:31	7-14	.500	3-7	.429	8-10	.800	3	2	5	2.9	2	1	0	0	3	25	9.8
12.21.24	WEST GEORGIA		11:26	0-6	.000	0-1	.000	2-2	1.000	2	1	3	2.9	0	1	0	0	1	2	9.2
12.29.24	ALABAMA A&M																			
1.2.25	GEORGIA																			
1.5.25	KENTUCKY																			
1.9.25	AT OLE MISS																			
1.13.25	AT LSU																			
1.19.25	TENNESSEE																			
1.23.25	ARKANSAS																			
1.26.25	AT ALABAMA																			
1.30.25	AT FLORIDA																			
2.2.25	OLE MISS																			
2.6.25	AT TEXAS																			
2.13.25	MISSISSIPPI STATE																			
2.16.25	AT AUBURN																			
2.20.25	AT OKLAHOMA																			
2.23.25	SOUTH CAROLINA																			
2.27.25	TEXAS A&M																			
3.2.25	AT MISSOURI																			
TOTAL		4	313:28	41-95	.432	12-34	.353	26-29	.897	12	26	38	2.9	25	24	26	1	23	120	9.2

CAREER STATS

YEAR	GP	GS	MIN	AVG	FG	FGA	PCT	3FG	3FGA	3PCT	FT	FTA	PCT	OFF	DEF	TOT	AVG	PF	FO	AST	TO	BLK	STL	PTS	AVG
2023-24	11	0	217	19.7	31	73	.425	10	28	.357	4	6	.667	5	11	16	1.5	22	0	13	14	0	15	76	6.9
2024-25	13	4	313	24.1	41	95	.432	12	34	.353	26	29	.897	12	26	38	2.9	25	0	24	26	1	23	120	9.2
CAREER	24	4	531	22.1	72	168	.429	22	62	.355	30	35	.857	17	37	54	2.3	47	0	37	40	1	38	196	8.2



5 LEILANI KAPINUS

@leilani_kapinus
@leilani_kapinus
@leilani_kapinus

G // 5-10 // Gr. // Madison, Wis. (Penn State)

SEASON HIGHS

Points // 11, Samford (11/22/24)
FG Made // 5, Evansville (12/14/24)
FG Attempts // 9 (2x), Last: Evansville (12/14/24)
3-Pt Made // 2, Appalachian State (12/1/24)
3-Pt Attempt // 4, Samford (11/22/24)
FT Made // 5, vs. Arizona (11/26/24)
FT Attempt // 6, vs. Arizona (11/26/24)
Rebounds // 11, Evansville (12/14/24)
Assists // 6, Samford (11/22/24)
Steals // 4, Samford (11/22/24)
Blocks // 2 (2x), vs. Arizona (11/26/24)
Minutes // 26, Samford (11/22/24)

CAREER HIGHS

Points // 25, vs. Saint Francis (Pa.) (12/17/23)
FG Made // 10, Navy (11/10/23)
FG Attempts // 18, at Rutgers (02/13/22)
3-Pt Made // 3 (2x), Last: vs. Iowa (03/08/24)
3-Pt Attempt // 6, vs. Iowa (03/08/24)
FT Made // 9, vs. Rutgers (03/02/22)
FT Attempt // 12, at Iowa (01/14/23)
Rebounds // 15, George Mason (03/21/24)
Assists // 6 (2x), Last: Samford (11/22/24)
Steals // 9, Fairfield (11/11/22)
Blocks // 5, vs. Mississippi State (03/28/24)
Minutes // 41, at Rutgers (01/26/23)

- Scored 1,102 career collegiate points over 107 games
- Collected two double-doubles this season
11 pts, 10 reb vs. Samford (Nov. 22) & 10 pts, 11 reb vs. Evansville (Dec. 14)
- Comes to Vanderbilt after a being a three-year starter at Penn State
- Scored 1,029 points, pulled down 610 rebounds, and dished out 210 assists in three seasons with the Nittany Lions
- Ranks ninth in Penn State history in steals per game (2.4) and blocks per game (1.1)

SUPERLATIVES	24-25 CAREER	SUPERLATIVES	24-25 CAREER
10+ POINTS	3	3+ STEALS	5
15+ POINTS	--	2+ BLOCKS	2
20+ POINTS	--	DOUBLE-DOUBLES	2
30+ POINTS	--	LED VANDY IN PTS	--
MADE 3+ 3-PT FG	--	LED VANDY IN REB	1
10+ REBS	2	LED VANDY IN AST	1
3+ ASSISTS	4	LED VANDY IN STL	1
		LED VANDY IN BLK	4

GAME-BY-GAME

DATE	OPPONENT	GS	MIN	FGM/A	FG%	3FG/A	3P%	FTM/A	FG%	OFF	DEF	TOT	AVG	PF	AST	T/O	BLK	STL	PTS	AVG	
11.4.24	LIPSCOMB																				
DNP - INJURY																					
11.8.24	AUSTIN PEAY		21:15	3-8	.375	0-1	.000	1-1	1.000	2	4	6	6.0	1	1	2	2	1	7	7.0	
11.14.24	AT SOUTH FLORIDA		10:59	0-2	.000	0-1	.000	0-0	.000	0	0	0	3.0	2	0	1	0	0	0	3.5	
11.17.24	BUTLER		19:58	2-3	.667	0-0	.000	0-0	.000	0	0	0	2.0	1	2	2	1	3	4	3.7	
11.20.24	HAMPTON		17:23	3-4	.750	1-1	1.000	2-2	1.000	2	0	2	2.0	2	5	1	0	2	9	5.0	
11.22.24	SAMFORD		25:43	4-9	.444	1-4	.250	2-4	.500	7	3	10	3.6	2	6	1	1	4	11	6.2	
11.26.24	VS. ARIZONA		25:22	1-3	.333	0-1	.000	5-6	.833	1	2	3	3.5	2	1	0	2	3	7	6.3	
11.27.24	VS. MICHIGAN ST.		19:53	0-1	.000	0-0	.000	1-2	.500	0	3	3	3.4	1	1	1	1	2	1	5.6	
12.1.24	APPALACHIAN ST.		17:12	2-4	.500	2-3	.667	0-0	.000	2	5	7	3.9	2	3	0	0	3	6	5.6	
12.4.24	AT MIAMI		23:32	3-7	.429	0-1	.000	2-3	.667	3	1	4	3.9	4	2	0	0	1	8	5.9	
12.14.24	EVANSVILLE		22:19	5-9	.556	0-1	.000	0-0	.000	6	5	11	4.6	1	2	2	0	5	10	6.3	
12.19.24	AT DAYTON		11:25	0-3	.000	0-1	.000	0-0	.000	0	0	0	4.2	1	0	1	0	1	0	5.7	
12.21.24	WEST GEORGIA		23:40	4-7	.571	1-3	.333	1-1	1.000	0	1	1	3.9	3	4	2	1	1	10	6.1	
12.29.24	ALABAMA A&M																				
1.2.25	GEORGIA																				
1.5.25	KENTUCKY																				
1.9.25	AT OLE MISS																				
1.13.25	AT LSU																				
1.19.25	TENNESSEE																				
1.23.25	ARKANSAS																				
1.26.25	AT ALABAMA																				
1.30.25	AT FLORIDA																				
2.2.25	OLE MISS																				
2.6.25	AT TEXAS																				
2.13.25	MISSISSIPPI STATE																				
2.16.25	AT AUBURN																				
2.20.25	AT OKLAHOMA																				
2.23.25	SOUTH CAROLINA																				
2.27.25	TEXAS A&M																				
3.2.25	AT MISSOURI																				
TOTAL		0	238:42	27-60	.450	5-17	.294	14-19	.737	23	24	47	3.9	22	27	13	8	26	73	6.1	

CAREER STATS

YEAR	GP	GS	MIN	AVG	FG	FGA	PCT	3FG	3FGA	3PCT	FT	FTA	PCT	OFF	DEF	TOT	AVG	PF	FO	AST	TO	BLK	STL	PTS	AVG
2020-21*														MISSED SEASON DUE TO INJURY											
2021-22*	29	29	746	25.7	104	242	.430	13	56	.232	57	85	.671	45	120	165	5.7	85	2	46	74	33	59	278	9.6
2022-22*	31	31	930	30.0	126	288	.438	10	54	.185	86	129	.667	53	155	208	6.7	98	7	90	111	31	97	348	11.2
2023-24*	35	34	921	26.3	156	269	.580	25	61	.410	66	103	.641	43	194	237	6.8	105	6	74	89	45	72	403	11.5
2024-25	12	0	239	19.9	27	60	.450	5	17	.294	14	19	.737	23	24	47	3.9	22	0	27	13	8	26	73	6.1
VANDY	12	0	239	19.9	27	60	.450	5	17	.294	14	19	.737	23	24	47	3.9	22	0	27	13	8	26	73	6.1
CAREER	107	94	2836	26.5	413	859	.481	53	188	.282	223	336	.664	164	493	657	6.1	310	15	237	287	117	254	1102	10.3

* at Penn State



10 JANE NWABA

@jane11nwaba
@jane11nwaba
@janenwaba

G // 5-10 // Gr. // Carson, Calif. (Pepperdine)

SEASON HIGHS

Points // 12, Appalachian State (12/1/24)
FG Made // 4 (2x), Last: Appalachian State (12/1/24)
FG Attempts // 10, Austin Peay (11/8/24)
3-Pt Made // 3, Butler (11/17/24)
3-Pt Attempt // 3 (3x), Evansville (12/14/24)
FT Made // 2 (3x), Last: Appalachian State (12/1/24)
FT Attempt // 3, Samford (11/22/24)
Rebounds // 6, Lipscomb (11/4/24)
Assists // 3, Lipscomb (11/4/24)
Steals // 2 (2x), Last: Appalachian State (12/1/24)
Blocks // 3, Hampton (11/20/24)
Minutes // 26, Butler (11/17/24)

CAREER HIGHS

Points // 22, San Francisco (02/01/24)
FG Made // 8, San Francisco (02/01/24)
FG Attempts // 18, Pacific (02/22/24)
3-Pt Made // 3 (2x), Last: Butler (11/17/24)
3-Pt Attempt // 7, at Saint Mary's (01/07/23)
FT Made // 8, Gonzaga (12/29/22)
FT Attempt // 12, Cal State LA (12/29/23)
Rebounds // 12 (3x), Last: at LMU (01/27/24)
Assists // 8, at San Francisco (02/01/24)
Steals // 4, Cal State LA (12/29/23)
Blocks // 3, Hampton (11/20/24)
Minutes // 40 (2x), Last: Gonzaga (02/24/24)

- Made 11 starts for the Commodores this season
- Scored a season-high 12 pts vs. Appalachian State (Dec. 1)
- Her seven blocks is second on the team, one off the team lead
- Played four seasons at Pepperdine
- Collected 11 career double-doubles, with nine coming during '23-24
- Averaged 10.0 pts, 6.9 reb, 2.6 ast her the last 2 seasons at Pepperdine
- Appeared in 118 games with 75 starts in her collegiate career

	SUPERLATIVES	24-25 CAREER	SUPERLATIVES	24-25 CAREER
10+ POINTS	1	37	3+ STEALS	-- 8
15+ POINTS	--	9	2+ BLOCKS	2 10
20+ POINTS	--	1	DOUBLE-DOUBLES	-- 11
30+ POINTS	--	--	LED VANDY IN PTS	-- --
MADE 3+ 3-PT FG	1	2	LED VANDY IN REB	-- --
10+ REBS	--	14	LED VANDY IN AST	-- --
3+ ASSISTS	1	31	LED VANDY IN STL	-- --
			LED VANDY IN BLK	3 3

GAME-BY-GAME

DATE	OPPONENT	GS	MIN	FGM/A	FG%	3FG/A	3P%	FTM/A	FG%	OFF	DEF	TOT	AVG	PF	AST	T/O	BLK	STL	PTS	AVG
11.4.24	LIPSCOMB	*	22:39	3-4	.750	0-0	.000	0-0	.000	1	5	6	6.0	2	3	1	0	1	6	6.0
11.8.24	AUSTIN PEAY	*	20:30	4-10	.400	0-2	.000	1-1	1.000	3	0	3	4.5	1	2	0	2	2	9	7.5
11.14.24	AT SOUTH FLORIDA	*	22:54	2-7	.286	0-2	.000	0-0	.000	0	3	3	4.0	1	1	1	0	1	4	6.3
11.17.24	BUTLER	*	25:51	3-4	.750	3-3	1.000	0-0	.000	2	2	4	4.0	2	1	2	1	1	9	7.0
11.20.24	HAMPTON	*	15:51	3-5	.600	0-2	.000	2-2	1.000	0	1	1	3.4	0	1	2	3	1	8	7.2
11.22.24	SAMFORD	*	13:59	3-5	.600	0-0	.000	2-3	.667	2	1	3	3.3	1	0	0	0	1	8	7.3
11.26.24	VS. ARIZONA		03:30	0-0	.000	0-0	.000	1-2	.500	0	0	0	2.9	1	0	1	0	0	1	6.4
11.27.24	VS. MICHIGAN ST.		02:41	0-0	.000	0-0	.000	0-0	.000	0	0	0	2.5	0	0	1	0	0	0	5.6
12.4.24	APPALACHIAN ST.	*	22:12	4-5	.800	2-2	1.000	2-2	1.000	2	3	5	2.8	1	1	0	1	2	12	6.3
12.1.24	AT MIAMI	*	09:01	1-3	.333	0-2	.000	0-0	.000	1	0	1	2.6	2	1	0	0	0	2	5.9
12.14.24	EVANSVILLE	*	15:30	1-5	.200	0-3	.000	0-0	.000	1	0	1	2.5	0	2	0	0	1	2	5.5
12.19.24	AT DAYTON	*	11:38	1-2	.500	0-1	.000	1-1	1.000	1	1	2	2.4	0	0	0	0	0	3	5.3
12.21.24	WEST GEORGIA	*	15:03	2-2	1.000	1-1	1.000	0-0	.000	1	1	2	2.4	1	1	1	0	1	5	5.3
12.29.24	ALABAMA A&M																			
1.2.25	GEORGIA																			
1.5.25	KENTUCKY																			
1.9.25	AT OLE MISS																			
1.13.25	AT LSU																			
1.19.25	TENNESSEE																			
1.23.25	ARKANSAS																			
1.26.25	AT ALABAMA																			
1.30.25	AT FLORIDA																			
2.2.25	OLE MISS																			
2.6.25	AT TEXAS																			
2.13.25	MISSISSIPPI STATE																			
2.16.25	AT AUBURN																			
2.20.25	AT OKLAHOMA																			
2.23.25	SOUTH CAROLINA																			
2.27.25	TEXAS A&M																			
3.2.25	AT MISSOURI																			
TOTAL		11	201:18	27-52	.519	6-18	.333	9-11	.818	14	17	31	2.4	12	13	9	7	11	69	5.3

CAREER STATS

YEAR	GP	GS	MIN	AVG	FG	FGA	PCT	3FG	3FGA	3PCT	FT	FTA	PCT	OFF	DEF	TOT	AVG	PF	FO	AST	TO	BLK	STL	PTS	AVG
2020-21*	23	1	335	14.6	35	76	.461	0	3	.000	10	25	.400	35	42	77	3.3	27	0	12	24	5	19	80	3.5
2021-22*	23	4	364	15.8	45	100	.450	5	24	.208	17	23	.739	26	51	77	3.3	51	4	21	27	10	16	112	4.9
2022-22*	29	29	920	31.7	95	244	.389	18	69	.261	61	94	.649	79	98	177	6.1	76	2	70	65	10	28	269	9.3
2023-24*	30	30	930	31.0	131	314	.417	12	54	.222	47	84	.560	79	149	228	7.6	74	1	84	122	19	39	321	10.7
2024-25	13	11	201	15.5	27	52	.519	6	18	.333	9	11	.818	14	17	31	2.4	12	0	13	9	7	11	69	5.3
VANDY	13	11	201	15.5	27	52	.519	6	18	.333	9	11	.818	14	17	31	2.4	12	0	13	9	7	11	69	5.3
CAREER	118	75	2751	23.3	333	786	.424	41	168	.244	144	237	.608	233	357	590	5.0	240	7	200	247	51	113	851	7.2

* at Pepperdine



11 JORDYN OLIVER

@jordynoliver11
 @jordynoliver11
 @jordynoliver11

G // 5-10 // Gr. // Prosper, Texas (Baylor • Duke)

SEASON HIGHS

Points // 10, vs. Michigan St. (11/27/24)
 FG Made // 5, vs. Michigan St. (11/27/24)
 FG Attempts // 10, Samford (11/22/24)
 3-Pt Made // --
 3-Pt Attempt // --
 FT Made // 2 (2x), Last: App State (12/1/24)
 FT Attempt // 2 (3x), Last: App State (12/1/24)
 Rebounds // 9, at Miami (12/04/24)
 Assists // 7, at Dayton (12/19/24)
 Steals // 4, West Georgia (12/21/24)
 Blocks // 3 (2x), Last: West Georgia (12/21/24)
 Minutes // 38, at Dayton (12/19/24)

CAREER HIGHS

Points // 15 (2x), Last: Western Kentucky (11/15/23)
 FG Made // 7, Western Kentucky (11/15/23)
 FG Attempts // 11, vs. Jackson State (03/21/21)
 3-Pt Made // 1 (3x), Last: Northern Iowa (11/25/23)
 3-Pt Attempt // 2 (2x), Last: at Kansas (01/15/20)
 FT Made // 4, Grambling State (11/08/19)
 FT Attempt // 6, Grambling State (11/08/19)
 Rebounds // 11 (2x), Last: Northern Iowa (11/25/23)
 Assists // 10, Northwestern State (12/18/20)
 Steals // 4 (3x), Last: West Georgia (12/21/24)
 Blocks // 3 (3x), Last: West Georgia (12/21/24)
 Minutes // 38, at Dayton (12/19/24)

- One of two players to start every game this season
- Started in 36 of the 45 games she has played in at Vanderbilt
- Dished out three or more assists in eight of her last 12 games
- Handed out season-best seven assists at Dayton (Dec. 19)
- Spent two seasons at Baylor ('19-21) then two years at Duke ('22-23)
- Appeared in 126 collegiate games with 46 starts
- ESPN 5-Star Recruit & McDonald's All-American ('19)

SUPERLATIVES	24-25 CAREER		SUPERLATIVES	24-25 CAREER	
10+ POINTS	1	11	3+ STEALS	3	9
15+ POINTS	--	2	2+ BLOCKS	2	5
20+ POINTS	--	--	DOUBLE-DOUBLES	--	3
30+ POINTS	--	--	LED VANDY IN PTS	--	1
MADE 3+ 3-PT FG	--	--	LED VANDY IN REB	1	5
10+ REBS	--	3	LED VANDY IN AST	4	14
3+ ASSISTS	8	50	LED VANDY IN STL	2	7
			LED VANDY IN BLK	3	8

GAME-BY-GAME

DATE	OPPONENT	GS	MIN	FGM/A	FG%	3FG/A	3P%	FTM/A	FG%	OFF	DEF	TOT	AVG	PF	AST	T/O	BLK	STL	PTS	AVG	
11.4.24	LIPSCOMB	*	19:02	1-2	.500	0-0	.000	0-0	.000	3	1	4	4.0	1	2	2	0	0	2	2.0	
11.8.24	AUSTIN PEAY	*	23:00	1-4	.250	0-0	.000	2-2	1.000	2	5	7	5.5	1	2	1	0	0	4	3.0	
11.14.24	AT SOUTH FLORIDA	*	29:24	2-7	.286	0-0	.000	0-0	.000	4	3	7	6.0	1	3	1	0	2	4	3.3	
11.17.24	BUTLER	*	32:48	1-3	.333	0-0	.000	0-0	.000	1	2	3	5.3	2	6	1	0	2	2	3.0	
11.20.24	HAMPTON	*	18:18	2-4	.500	0-0	.000	0-0	.000	2	1	3	4.8	0	3	1	0	0	4	3.2	
11.22.24	SAMFORD	*	24:30	3-10	.300	0-0	.000	1-2	.500	3	4	7	5.2	1	3	0	0	1	7	3.8	
11.26.24	VS. ARIZONA	*	36:55	1-4	.250	0-0	.000	0-0	.000	4	4	8	5.6	1	0	3	0	2	2	3.6	
11.27.24	VS. MICHIGAN ST.	*	37:19	5-7	.714	0-0	.000	0-0	.000	2	4	6	5.6	2	4	3	1	3	10	4.4	
12.1.24	APPALACHIAN ST.	*	19:48	3-4	.750	0-0	.000	2-2	1.000	2	1	3	5.3	0	4	0	0	0	8	4.8	
12.4.24	AT MIAMI	*	37:06	1-3	.333	0-0	.000	0-0	.000	3	6	9	5.7	0	4	2	0	0	2	4.5	
12.14.24	EVANSVILLE	*	24:38	3-4	.750	0-0	.000	0-0	.000	2	2	4	5.5	2	1	2	0	3	6	4.6	
12.19.24	AT DAYTON	*	38:20	2-4	.500	0-0	.000	2-2	1.000	3	2	5	5.5	2	7	1	3	1	6	4.8	
12.21.24	WEST GEORGIA	*	17:45	0-0	.000	0-0	.000	0-0	.000	1	1	2	5.2	0	2	2	3	4	0	4.4	
12.29.24	ALABAMA A&M																				
1.2.25	GEORGIA																				
1.5.25	KENTUCKY																				
1.9.25	AT OLE MISS																				
1.13.25	AT LSU																				
1.19.25	TENNESSEE																				
1.23.25	ARKANSAS																				
1.26.25	AT ALABAMA																				
1.30.25	AT FLORIDA																				
2.2.25	OLE MISS																				
2.6.25	AT TEXAS																				
2.13.25	MISSISSIPPI STATE																				
2.16.25	AT AUBURN																				
2.20.25	AT OKLAHOMA																				
2.23.25	SOUTH CAROLINA																				
2.27.25	TEXAS A&M																				
3.2.25	AT MISSOURI																				
TOTAL			13	358:52	25-56	.446	0-0	.000	7-8	.875	32	36	68	5.2	13	41	19	7	18	57	4.4

CAREER STATS

YEAR	GP	GS	MIN	AVG	FG	FGA	PCT	3FG	3FGA	3PCT	FT	FTA	PCT	OFF	DEF	TOT	AVG	PF	FO	AST	TO	BLK	STL	PTS	AVG
2019-20*	23	0	220	9.6	25	62	.403	2	9	.222	13	31	.419	5	33	38	1.7	19	0	54	26	9	9	65	2.8
2020-21*	25	3	279	11.2	42	80	.525	0	0	.000	16	27	.593	25	37	62	2.5	19	0	50	19	8	19	100	4.0
2021-22^																									
2022-23^	33	7	571	17.3	56	121	.463	0	2	.000	12	32	.375	27	89	116	3.5	28	0	63	38	9	31	124	3.8
2023-24	32	23	852	26.6	76	131	.580	1	2	.500	16	26	.615	58	100	158	4.9	42	0	92	47	9	33	169	5.3
2024-25	13	13	359	27.6	25	56	.446	0	0	.000	7	8	.875	32	36	68	5.2	13	0	41	19	7	18	57	4.4
VANDY	45	36	1211	26.9	101	187	.540	1	2	.500	23	34	.676	90	136	226	5.0	55	0	133	66	16	51	226	5.0
CAREER	126	46	2281	18.1	224	450	.498	3	13	.231	64	124	.516	147	295	442	3.5	121	0	300	149	42	110	515	4.1

*at Baylor ^at Duke



12 KHAMIL PIERRE

@khamil.Pierre
@KhamilPierre

F // 6-2 // So. // Phoenix, Ariz. (Perry HS)

SEASON HIGHS

Points // 42, Evansville (12/14/24)
FG Made // 19, Evansville (12/14/24)
FG Attempts // 28, Evansville (12/14/24)
3-Pt Made // --
3-Pt Attempt // 1 (2x), Last: Butler (11/17/24)
FT Made // 6 (2x), Last: at Miami (12/04/24)
FT Attempt // 9, vs. Arizona (11/26/24)
Rebounds // 18, Evansville (12/14/24)
Assists // 5, at Dayton (12/19/24)
Steals // 8, Evansville (12/14/24)
Blocks // 1, Evansville (12/14/24)
Minutes // 36 (2x), Last: at Miami (12/04/24)

CAREER HIGHS

Points // 42, Evansville (12/14/24)
FG Made // 19, Evansville (12/14/24)
FG Attempts // 28, Evansville (12/14/24)
3-Pt Made // 1 (2x), Last: at Texas A&M (02/15/24)
3-Pt Attempt // 1 (11x), Last: Butler (11/17/24)
FT Made // 9, LSU (02/08/24)
FT Attempt // 10, LSU (02/08/24)
Rebounds // 18, Evansville (12/14/24)
Assists // 5, at Dayton (12/19/24)
Steals // 8, Evansville (12/14/24)
Blocks // 2 (4x), Last: vs. Florida (03/07/24)
Minutes // 36 (2x), Last: at Miami (12/04/24)

- USBWA National Players of the Week Team - Dec. 17
- Two-time SEC Player of the Week - Nov. 26, Dec. 17
- Ranks second in NCAA Division I in double-doubles with nine
- Comes into Sunday on a 15-game double-digit scoring streak
- Only NCAA Division I player averaging over 22.0 ppg & 11.5 rpg in '24-25
- Collected a double-double 4-straight games and in 7 of her last 8 games
- Scored a school-record 42 pts vs. Evansville on Dec. 14

SUPERLATIVES		24-25 CAREER		SUPERLATIVES		24-25 CAREER	
10+ POINTS	12	26	3+ STEALS	10	13		
15+ POINTS	11	16	2+ BLOCKS	--	4		
20+ POINTS	8	9	DOUBLE-DOUBLES	10	14		
30+ POINTS	1	1	LED VANDY IN PTS	7	11		
40+ POINTS	1	1	LED VANDY IN REB	12	20		
10+ REBS	10	14	LED VANDY IN AST	1	1		
3+ ASSISTS	5	7	LED VANDY IN STL	7	10		
			LED VANDY IN BLK	--	7		

GAME-BY-GAME

DATE	OPPONENT	GS	MIN	FGM/A	FG%	3FG/A	3P%	FTM/A	FG%	OFF	DEF	TOT	AVG	PF	AST	T/O	BLK	STL	PTS	AVG	
11.4.24	LIPSCOMB	*	23:39	12-17	.706	0-0	.000	1-1	1.000	6	8	14	14.0	4	1	2	0	5	25	25.0	
11.8.24	AUSTIN PEAY	*	18:11	5-9	.556	0-0	.000	3-5	.600	3	7	10	12.0	0	0	2	0	0	13	19.0	
11.14.24	AT SOUTH FLORIDA	*	27:40	8-16	.500	0-1	.000	1-2	.500	2	8	10	11.3	2	0	1	0	1	17	18.3	
11.17.24	BUTLER	*	23:18	9-15	.600	0-1	.000	6-8	.750	2	6	8	10.5	2	3	1	0	4	24	19.8	
11.20.24	HAMPTON	*	27:20	7-14	.500	0-0	.000	1-1	1.000	6	6	12	10.8	2	0	1	0	3	15	18.8	
11.22.24	SAMFORD	*	23:46	10-16	.625	0-0	.000	1-3	.333	4	8	12	11.0	2	1	2	0	4	21	19.2	
11.26.24	VS. ARIZONA	*	36:12	10-18	.556	0-0	.000	5-9	.556	3	12	15	11.6	3	3	5	0	7	25	20.0	
11.27.24	VS. MICHIGAN ST.	*	29:15	8-14	.571	0-0	.000	3-5	.600	4	2	6	10.9	5	4	1	0	4	19	19.9	
12.1.24	APPALACHIAN ST.																				
12.4.24	AT MIAMI	*	35:45	11-17	.647	0-0	.000	6-8	.750	8	5	13	11.1	3	0	3	0	4	28	20.8	
12.14.24	EVANSVILLE	*	32:32	19-28	.679	0-0	.000	4-6	.667	9	9	18	11.8	4	1	1	1	8	42	22.9	
12.19.24	AT DAYTON	*	29:31	7-19	.368	0-0	.000	0-0	.000	5	5	10	11.6	2	5	0	0	4	14	22.1	
12.21.24	WEST GEORGIA	*	22:43	10-15	.667	0-0	.000	3-4	.750	4	6	10	11.5	4	3	1	1	3	23	22.2	
12.29.24	ALABAMA A&M																				
1.2.25	GEORGIA																				
1.5.25	KENTUCKY																				
1.9.25	AT OLE MISS																				
1.13.25	AT LSU																				
1.19.25	TENNESSEE																				
1.23.25	ARKANSAS																				
1.26.25	AT ALABAMA																				
1.30.25	AT FLORIDA																				
2.2.25	OLE MISS																				
2.6.25	AT TEXAS																				
2.13.25	MISSISSIPPI STATE																				
2.16.25	AT AUBURN																				
2.20.25	AT OKLAHOMA																				
2.23.25	SOUTH CAROLINA																				
2.27.25	TEXAS A&M																				
3.2.25	AT MISSOURI																				
TOTAL			12	329:51	116-198	.586	0-2	.000	34-52	.654	56	82	138	11.5	33	21	20	2	47	266	22.2

CAREER STATS

YEAR	GP	GS	MIN	AVG	FG	FGA	PCT	3FG	3FGA	3PCT	FT	FTA	PCT	OFF	DEF	TOT	AVG	PF	FO	AST	TO	BLK	STL	PTS	AVG
2023-24	33	11	634	19.2	112	267	.419	2	9	.222	68	102	.667	63	112	175	5.3	86	2	22	55	15	33	294	8.9
2024-25	12	12	330	27.5	116	198	.586	0	2	.000	34	52	.654	56	82	138	11.5	33	1	21	20	2	47	266	22.2
CAREER	45	23	964	21.	228	465	.490	2	11	.182	102	154	.662	119	194	313	7.0	119	3	43	75	17	80	560	12.4



13 JUSTINE PISSOTT

@justinepissott
 @j.usssssyyy
 @justinepissott

G/F // 6-4 // Jr. // Toms River, N.J. (Tennessee)

SEASON HIGHS

Points // 6, Samford (11/22/24)
FG Made // 2, Samford (11/22/24)
FG Attempts // 5, Hampton (11/20/24)
3-Pt Made // 2, Samford (11/22/24)
3-Pt Attempt // 3, Hampton (11/20/24)
FT Made // 2, Butler (11/17/24)
FT Attempt // 2 (2x), Last: West Georgia (12/21/24)
Rebounds // 7, Appalachian State (12/1/24)
Assists // 1 (3x), Last: West Georgia (12/21/24)
Steals // 1 (3x), Last: West Georgia (12/21/24)
Blocks // --
Minutes // 14, Butler (11/17/24)

CAREER HIGHS

Points // 17, Dayton (12/20/23)
FG Made // 6, Dayton (12/20/23)
FG Attempts // 13, Radford (12/31/23)
3-Pt Made // 5, Dayton (12/20/23)
3-Pt Attempt // 8, Georgia (03/03/24)
FT Made // 3, vs. Alabama State (11/20/23)
FT Attempt // 3, vs. Alabama State (11/20/23)
Rebounds // 7, Appalachian State (12/1/24)
Assists // 4 (2x), Last: at UT Martin (11/09/23)
Steals // 2 (2x), Last: at Missouri (02/29/24)
Blocks // 3, at UT Martin (11/09/23)
Minutes // 33 (2x), Last: Georgia (03/03/24)

- Pulled down a career-high 7 reb. vs. App State (Dec. 1)
- Made her 2024-25 debut vs. Butler on Nov. 17 and scored 4 pts
- Appeared in 33 games and made 28 starts in her first season at Vanderbilt in '23-24
- Registered double-digit points in eight games
- Averaged 1.6 3-pt FGM per game in '23-24
- Played one seasons at Tennessee

SUPERLATIVES	24-25 CAREER	SUPERLATIVES	24-25 CAREER
10+ POINTS	-- 8	3+ STEALS	-- --
15+ POINTS	-- 2	2+ BLOCKS	-- 2
20+ POINTS	-- --	DOUBLE-DOUBLES	-- --
30+ POINTS	-- --	LED VANDY IN PTS	-- --
MADE 3+ 3-PT FG	-- 10	LED VANDY IN REB	1 1
10+ REBS	-- --	LED VANDY IN AST	-- --
3+ ASSISTS	-- 3	LED VANDY IN STL	-- --
		LED VANDY IN BLK	-- 9

GAME-BY-GAME

DATE	OPPONENT	GS	MIN	FGM/A	FG%	3FG/A	3P%	FTM/A	FG%	OFF	DEF	TOT	AVG	PF	AST	T/O	BLK	STL	PTS	AVG	
11.4.24	LIPSCOMB																				
11.8.24	AUSTIN PEAY																				
11.14.24	AT SOUTH FLORIDA																				
11.17.24	BUTLER		14:22	1-4	.250	0-2	.000	2-2	1.000	2	4	6	6.0	2	0	1	0	0	4	4.0	
11.20.24	HAMPTON		09:51	1-5	.200	1-3	.333	0-0	.000	1	1	2	4.0	2	0	0	0	1	3	3.5	
11.22.24	SAMFORD		05:59	2-2	1.000	2-2	1.000	0-0	.000	0	0	0	2.7	0	0	0	0	0	6	4.3	
11.26.24	VS. ARIZONA		04:06	1-2	.500	0-1	.000	0-0	.000	0	0	0	2.0	0	0	0	0	0	2	3.8	
11.27.24	VS. MICHIGAN ST.		04:53	0-1	.000	0-1	.000	0-0	.000	0	1	1	1.8	0	1	0	0	1	0	3.0	
12.1.24	APPALACHIAN ST.		16:19	1-7	.143	1-6	.167	0-0	.000	2	5	7	2.7	0	1	0	0	0	3	3.0	
12.4.24	AT MIAMI																				
12.14.24	EVANSVILLE		07:29	1-3	.333	0-1	.000	0-0	.000	1	0	1	2.4	0	0	0	0	0	2	2.9	
12.19.24	AT DAYTON																				
12.21.24	WEST GEORGIA		11:13	1-2	.500	1-1	1.000	0-2	.000	1	4	5	2.8	1	1	1	0	1	3	2.9	
12.29.24	ALABAMA A&M																				
1.2.25	GEORGIA																				
1.5.25	KENTUCKY																				
1.9.25	AT OLE MISS																				
1.13.25	AT LSU																				
1.19.25	TENNESSEE																				
1.23.25	ARKANSAS																				
1.26.25	AT ALABAMA																				
1.30.25	AT FLORIDA																				
2.2.25	OLE MISS																				
2.6.25	AT TEXAS																				
2.13.25	MISSISSIPPI STATE																				
2.16.25	AT AUBURN																				
2.20.25	AT OKLAHOMA																				
2.23.25	SOUTH CAROLINA																				
2.27.25	TEXAS A&M																				
3.2.25	AT MISSOURI																				
TOTAL		0	74:12	8-26	.308	5-17	.294	2-4	.500	7	15	22	2.8	5	3	2	0	3	23	2.9	

CAREER STATS

YEAR	GP	GS	MIN	AVG	FG	FGA	PCT	3FG	3FGA	3PCT	FT	FTA	PCT	OFF	DEF	TOT	AVG	PF	FO	AST	TO	BLK	STL	PTS	AVG
2022-23*	27	0	189	7.0	20	60	.333	12	46	.261	2	2	1.000	6	20	26	1.0	20	0	10	12	4	1	54	2.0
2023-24	33	28	698	21.2	80	225	.356	52	141	.369	12	16	.750	14	57	71	2.2	54	1	25	40	17	10	224	6.8
2024-25	8	0	74	9.3	8	26	.308	5	17	.294	2	4	.500	7	15	22	2.8	5	0	3	2	0	3	23	2.9
VANDY	41	28	773	18.8	88	251	.351	57	158	.361	14	20	.700	21	72	93	2.3	59	1	28	42	17	13	247	6.0
CAREER	68	28	962	14.1	108	311	.347	69	204	.338	16	22	.727	27	92	119	1.8	79	1	38	54	21	14	301	4.4

*at Tennessee





14 AIYANA MITCHELL

@AiyanaMitchell17
@aiyanamitchell12
@aiyanajm22

F // 6-4 // So. // Colorado Springs, Colo. (Fountain-Fort Carson HS)

SEASON HIGHS

Points // 10 (2x), Last: Appalachian St. (12/1/24)
FG Made // 4 (2x), Last: Appalachian St. (12/1/24)
FG Attempts // 10, Appalachian St. (12/1/24)
3-Pt Made // --
3-Pt Attempt // --
FT Made // 5, vs. Arizona (11/26/24)
FT Attempt // 6, vs. Arizona (11/26/24)
Rebounds // 6 (2x), Last: Appalachian St. (12/1/24)
Assists // 2, West Georgia (12/21/24)
Steals // 3, Samford (11/22/24)
Blocks // 2 (2x), Last: West Georgia (12/21/24)
Minutes // 20, Appalachian St. (12/1/24)

CAREER HIGHS

Points // 10 (2x), Last: Appalachian St. (12/1/24)
FG Made // 4 (2x), Last: Appalachian St. (12/1/24)
FG Attempts // 10, Appalachian St. (12/1/24)
3-Pt Made // --
3-Pt Attempt // --
FT Made // 5, vs. Arizona (11/26/24)
FT Attempt // 6, vs. Arizona (11/26/24)
Rebounds // 6 (2x), Last: Appalachian St. (12/1/24)
Assists // 2, West Georgia (12/21/24)
Steals // 3, Samford (11/22/24)
Blocks // 2 (2x), Last: West Georgia (12/21/24)
Minutes // 20, Appalachian St. (12/1/24)

- Scored a career-high 10 points vs. Samford (Nov. 22) & App State (Dec. 1)
- Made her first career start vs. App State on Dec. 1 and matched her career-high in points scored with 10 pts
- Recorded a career-best 6 reb vs. Mich. State (Nov. 27) & App State (Dec. 1)
- Averaging a career-high 5.5 ppg and 3.5 rpg in 13 games in '24-25
- Registered 8 pts vs. Lipscomb in the '24-25 season opener
- Appeared in 15 games as a true freshman

SUPERLATIVES	24-25 CAREER	SUPERLATIVES	24-25 CAREER
10+ POINTS	2	3+ STEALS	--
15+ POINTS	--	2+ BLOCKS	2
20+ POINTS	--	DOUBLE-DOUBLES	--
30+ POINTS	--	LED VANDY IN PTS	--
MADE 3+ 3-PT FG	--	LED VANDY IN REB	1
10+ REBS	--	LED VANDY IN AST	--
3+ ASSISTS	--	LED VANDY IN STL	--
		LED VANDY IN BLK	4

GAME-BY-GAME

DATE	OPPONENT	GS	MIN	FGM/A	FG%	3FG/A	3P%	FTM/A	FG%	OFF	DEF	TOT	AVG	PF	AST	T/O	BLK	STL	PTS	AVG
11.4.24	LIPSCOMB		11:58	3-4	.750	0-0	.000	2-5	.400	1	1	2	2.0	0	0	0	1	0	8	8.0
11.8.24	AUSTIN PEAY		16:19	2-4	.500	0-0	.000	1-2	.500	2	2	4	3.0	2	0	0	0	0	5	6.5
11.14.24	AT SOUTH FLORIDA		12:20	1-3	.333	0-0	.000	0-0	.000	3	2	5	3.7	1	0	0	0	1	2	5.0
11.17.24	BUTLER		14:11	3-5	.600	0-0	.000	0-1	.000	4	1	5	4.0	0	1	3	0	0	6	5.3
11.20.24	HAMPTON		12:33	2-2	1.000	0-0	.000	0-0	.000	0	1	1	3.4	0	1	0	0	0	4	5.0
11.22.24	SAMFORD		14:45	4-8	.500	0-0	.000	2-4	.500	2	0	2	3.2	2	0	1	1	3	10	5.8
11.26.24	VS. ARIZONA		04:01	0-0	.000	0-0	.000	5-6	.833	2	0	2	3.0	3	0	1	0	0	5	5.7
11.27.24	VS. MICHIGAN ST.		10:45	3-3	1.000	0-0	.000	0-0	.000	2	4	6	3.4	4	0	2	1	1	6	5.8
12.1.24	APPALACHIAN ST. *		20:01	4-10	.400	0-0	.000	2-2	1.000	4	2	6	3.7	2	0	0	0	0	10	6.2
12.4.24	AT MIAMI		02:11	1-1	1.000	0-0	.000	0-0	.000	0	0	0	3.3	2	0	1	0	0	2	5.8
12.14.24	EVANSVILLE		12:17	2-3	.667	0-0	.000	0-0	.000	1	3	4	3.4	1	0	0	2	2	4	5.6
12.19.24	AT DAYTON		12:09	1-1	1.000	0-0	.000	0-0	.000	1	2	3	3.3	1	0	0	0	1	2	5.3
12.21.24	WEST GEORGIA		16:07	2-4	.500	0-0	.000	4-4	1.000	3	2	5	3.5	0	2	0	2	0	8	5.5
12.29.24	ALABAMA A&M																			
1.2.25	GEORGIA																			
1.5.25	KENTUCKY																			
1.9.25	AT OLE MISS																			
1.13.25	AT LSU																			
1.19.25	TENNESSEE																			
1.23.25	ARKANSAS																			
1.26.25	AT ALABAMA																			
1.30.25	AT FLORIDA																			
2.2.25	OLE MISS																			
2.6.25	AT TEXAS																			
2.13.25	MISSISSIPPI STATE																			
2.16.25	AT AUBURN																			
2.20.25	AT OKLAHOMA																			
2.23.25	SOUTH CAROLINA																			
2.27.25	TEXAS A&M																			
3.2.25	AT MISSOURI																			
TOTAL		1	159:38	28-48	.583	0-0	.000	16-24	.667	25	20	45	3.5	18	4	8	7	8	72	5.5

CAREER STATS

YEAR	GP	GS	MIN	AVG	FG	FGA	PCT	3FG	3FGA	3PCT	FT	FTA	PCT	OFF	DEF	TOT	AVG	PF	FO	AST	TO	BLK	STL	PTS	AVG
2023-24	15	0	58	3.9	6	11	.545	0	0	.000	2	4	.500	4	7	11	0.7	10	0	0	3	4	0	14	0.9
2024-25	13	1	160	12.3	28	48	.583	0	0	.000	16	24	.667	25	20	45	3.5	18	0	4	8	7	8	72	5.5
CAREER	28	1	218	7.8	34	59	.576	0	0	.000	18	28	.643	29	27	56	2.0	28	0	4	11	11	8	86	3.1



23 IYANA MOORE

@iyanamoore_
 @yanam23
 @imoore_23

G // 5-8 // Sr. // Milwaukee, Wis. (Blackman HS)

SEASON HIGHS

Points // 17, vs. Michigan State (11/27/24)
 FG Made // 6, Lipscomb (11/4/24)
 FG Attempts // 20, vs. Michigan State (11/27/24)
 3-Pt Made // 4, at Dayton (12/19/24)
 3-Pt Attempt // 9 (3x), Last: West Georgia (12/21/24)
 FT Made // 5 (2x), Last: vs. Michigan State (11/27/24)
 FT Attempt // 7, vs. Michigan State (11/27/24)
 Rebounds // 6 (2x), Last: Samford (11/22/24)
 Assists // 7, at Miami (12/04/24)
 Steals // 3, vs. Arizona (11/26/24)
 Blocks // 1 (2x), Last: Evansville (12/14/24)
 Minutes // 40, vs. Michigan State (11/27/24)

CAREER HIGHS

Points // 37, at Kentucky (01/11/14)
 FG Made // 14, at Kentucky (01/11/14)
 FG Attempts // 21, Alabama State (12/28/21)
 3-Pt Made // 9, Alabama State (12/28/21)
 3-Pt Attempt // 12, Alabama State (12/28/21)
 FT Made // 9, vs. Iowa State (11/24/23)
 FT Attempt // 10, vs. Iowa State (11/24/23)
 Rebounds // 9, at Missouri (02/29/24)
 Assists // 8, at Kentucky (02/17/22)
 Steals // 4 (4x), Last: Fairfield (11/12/23)
 Blocks // 1 (10x), Last: Evansville (12/14/24)
 Minutes // 43, Alabama (02/06/22)

- Third on the team in scoring at 11.8 ppg
- Her 1,055 pts ranks 34th in Vanderbilt history
- Became the 42nd Commodore to score 1,000 pts on Dec. 1 vs. App State
- Scored a season-high 17 pts vs. Michigan State (Nov. 27)
- All-SEC Second Team ('24)
- Comes into Sunday on a 6-game double-digit scoring streak

	24-25 CAREER		24-25 CAREER	
10+ POINTS	10	53	3+ STEALS	1 13
15+ POINTS	4	31	2+ BLOCKS	-- --
20+ POINTS	--	13	DOUBLE-DOUBLES	-- --
30+ POINTS	--	2	LED VANDY IN PTS	1 30
MADE 3+ 3-PT FG	6	26	LED VANDY IN REB	-- --
10+ REBS	--	--	LED VANDY IN AST	2 14
3+ ASSISTS	6	37	LED VANDY IN STL	-- 9
			LED VANDY IN BLK	1 5

GAME-BY-GAME

DATE	OPPONENT	GS	MIN	FGM/A	FG%	3FG/A	3P%	FTM/A	FG%	OFF	DEF	TOT	AVG	PF	AST	T/O	BLK	STL	PTS	AVG
11.4.24	LIPSCOMB	*	27:18	6-12	.500	2-4	.500	1-1	1.000	3	3	6	6.0	1	1	1	0	1	15	15.0
11.8.24	AUSTIN PEAY	*	24:23	5-8	.625	1-3	.333	5-6	.833	1	2	3	4.5	3	3	2	0	0	16	15.5
11.14.24	AT SOUTH FLORIDA		12:04	1-3	.333	0-2	.000	0-2	.000	0	0	0	3.0	2	0	0	0	0	2	11.0
11.17.24	BUTLER																			
DNP - INJURY																				
11.20.24	HAMPTON	*	22:16	5-10	.500	2-7	.286	0-0	.000	0	3	3	3.0	0	1	1	0	0	12	11.3
11.22.24	SAMFORD	*	34:08	4-10	.400	3-7	.429	0-0	.000	1	5	6	3.6	3	2	1	0	1	11	11.2
11.26.24	VS. ARIZONA	*	37:20	1-9	.111	1-2	.500	0-0	.000	0	0	0	3.0	3	4	7	0	3	3	9.8
11.27.24	VS. MICHIGAN ST.	*	40:00	5-20	.250	2-7	.286	5-7	.714	0	4	4	3.1	4	3	8	0	0	17	10.9
12.1.24	APPALACHIAN ST.	*	25:43	4-11	.364	3-9	.333	2-2	1.000	0	2	2	3.0	1	2	1	0	0	13	11.1
12.4.24	AT MIAMI	*	35:21	4-11	.364	3-6	.500	2-2	1.000	1	2	3	3.0	2	7	5	1	2	13	11.3
12.14.24	EVANSVILLE	*	20:25	3-10	.300	1-7	.143	3-4	.750	0	1	1	2.8	4	3	0	1	0	10	11.2
12.19.24	AT DAYTON	*	38:36	5-16	.313	4-9	.444	0-0	.000	0	3	3	2.8	2	4	3	0	1	14	11.5
12.21.24	WEST GEORGIA	*	21:29	5-16	.313	3-9	.333	3-4	.750	1	1	2	2.8	0	0	2	0	1	16	11.8
12.29.24	ALABAMA A&M																			
1.2.25	GEORGIA																			
1.5.25	KENTUCKY																			
1.9.25	AT OLE MISS																			
1.13.25	AT LSU																			
1.19.25	TENNESSEE																			
1.23.25	ARKANSAS																			
1.26.25	AT ALABAMA																			
1.30.25	AT FLORIDA																			
2.2.25	OLE MISS																			
2.6.25	AT TEXAS																			
2.13.25	MISSISSIPPI STATE																			
2.16.25	AT AUBURN																			
2.20.25	AT OKLAHOMA																			
2.23.25	SOUTH CAROLINA																			
2.27.25	TEXAS A&M																			
3.2.25	AT MISSOURI																			
TOTAL		11	339:03	48-136	.353	25-72	.347	21-28	.750	7	26	33	2.8	25	30	31	2	9	142	11.8

CAREER STATS

YEAR	GP	GS	MIN	AVG	FG	FGA	PCT	3FG	3FGA	3PCT	FT	FTA	PCT	OFF	DEF	TOT	AVG	PF	FO	AST	TO	BLK	STL	PTS	AVG
2021-22	35	17	1136	32.5	148	396	.374	79	207	.382	69	86	.802	32	71	103	2.9	67	1	89	99	6	55	444	12.7
2022-23	MISSED SEASON DUE TO INJURY																								
2023-24	33	33	1089	33.0	151	399	.378	57	171	.333	110	133	.827	32	83	115	3.5	81	0	91	83	3	45	469	14.2
2024-25	12	11	339	28.3	48	136	.353	25	72	.347	21	28	.750	7	26	33	2.8	25	0	30	31	2	9	142	11.8
TOTAL	80	61	2565	32.1	347	931	.373	161	450	.358	200	247	.810	71	180	251	3.1	173	1	210	213	11	109	1055	13.2



24 AGA MAKURAT

@a.makurat24

G // 6-3 // So. // Sierakowice, Poland (Sopocka Akademia Tenisowa)

SEASON HIGHS

Points // 10, App State (12/1/24)
 FG Made // 4, App State (12/1/24)
 FG Attempts // 8 (2x), Last: App State (12/1/24)
 3-Pt Made // 2 (2x), Last: Hampton (11/20/24)
 3-Pt Attempt // 6, at South Florida (11/14/24)
 FT Made // 1, App State (12/1/24)
 FT Attempt // 1, App State (12/1/24)
 Rebounds // 5 (2x), Last: West Georgia (12/21/24)
 Assists // 3, App State (12/1/24)
 Steals // 1, Butler (11/17/24)
 Blocks // 2 (2x), Last: Hampton (11/20/24)
 Minutes // 20, App State (12/1/24)

CAREER HIGHS

Points // 18 (2x), Last: at South Carolina (01/28/24)
 FG Made // 6, at South Carolina (01/28/24)
 FG Attempts // 9 (3x), Last: at South Carolina (01/28/24)
 3-Pt Made // 5, Western Kentucky (11/15/23)
 3-Pt Attempt // 7 (2x), Last: at South Carolina (01/28/24)
 FT Made // 3, Western Kentucky (11/15/23)
 FT Attempt // 4, Western Kentucky (11/15/23)
 Rebounds // 7, at South Carolina (01/28/24)
 Assists // 3 (3x), Last: App State (12/1/24)
 Steals // 2, Kennesaw State (11/06/23)
 Blocks // 3, Florida (01/07/24)
 Minutes // 24, at South Carolina (01/28/24)

- Scored a season-high 10 pts vs. App State (Dec. 1)
- Appeared in 42 games and made three starts at Vanderbilt
- Made 29 3-pointers in '23-24
- Shot 32.2% from behind the arc in '23-24
- Vanderbilt was 3-0 in games she started
- Led the Commodores in scoring twice in '23-24

	SUPERLATIVES	24-25 CAREER	SUPERLATIVES	24-25 CAREER
10+ POINTS	1	4	3+ STEALS	-- --
15+ POINTS	--	2	2+ BLOCKS	2 5
20+ POINTS	--	--	DOUBLE-DOUBLES	-- --
30+ POINTS	--	--	LED VANDY IN PTS	-- 2
MADE 3+ 3-PT FG	--	3	LED VANDY IN REB	-- 1
10+ REBS	--	--	LED VANDY IN AST	-- --
3+ ASSISTS	1	3	LED VANDY IN STL	-- --
			LED VANDY IN BLK	-- 7

GAME-BY-GAME

DATE	OPPONENT	GS	MIN	FGM/A	FG%	3FG/A	3P%	FTM/A	FG%	OFF	DEF	TOT	AVG	PF	AST	T/O	BLK	STL	PTS	AVG
11.4.24	LIPSCOMB		18:13	1-8	.125	1-5	.200	0-0	.000	1	3	4	4.0	1	0	1	0	0	3	3.0
11.8.24	AUSTIN PEAY		17:21	2-5	.400	2-5	.400	0-0	.000	0	4	4	4.0	1	2	1	2	0	6	4.5
11.14.24	AT SOUTH FLORIDA		14:16	1-7	.143	0-6	.000	0-0	.000	1	1	2	3.3	0	0	0	0	0	2	3.7
11.17.24	BUTLER		07:12	1-2	.500	1-1	1.000	0-0	.000	0	0	0	2.5	1	1	1	0	1	3	3.5
11.20.24	HAMPTON		16:30	2-5	.400	2-5	.400	0-0	.000	1	4	5	3.0	0	1	0	2	0	6	4.0
11.22.24	SAMFORD		04:02	0-2	.000	0-1	.000	0-0	.000	0	1	1	2.7	0	0	1	0	0	0	3.3
11.26.24	VS. ARIZONA																			
11.27.24	VS. MICHIGAN ST.																			
12.1.24	APPALACHIAN ST.		19:47	4-8	.500	1-4	.250	1-1	1.000	1	3	4	2.9	0	3	1	0	1	10	4.3
12.4.24	AT MIAMI																			
12.14.24	EVANSVILLE		07:45	0-3	.000	0-3	.000	0-0	.000	0	2	2	2.8	0	0	1	0	0	0	3.8
12.19.24	AT DAYTON																			
12.21.24	WEST GEORGIA		16:42	0-4	.000	0-4	.000	0-0	.000	3	2	5	3.0	0	2	1	1	0	0	3.3
12.29.24	ALABAMA A&M																			
1.2.25	GEORGIA																			
1.5.25	KENTUCKY																			
1.9.25	AT OLE MISS																			
1.13.25	AT LSU																			
1.19.25	TENNESSEE																			
1.23.25	ARKANSAS																			
1.26.25	AT ALABAMA																			
1.30.25	AT FLORIDA																			
2.2.25	OLE MISS																			
2.6.25	AT TEXAS																			
2.13.25	MISSISSIPPI STATE																			
2.16.25	AT AUBURN																			
2.20.25	AT OKLAHOMA																			
2.23.25	SOUTH CAROLINA																			
2.27.25	TEXAS A&M																			
3.2.25	AT MISSOURI																			
TOTAL		0	121:49	11-44	.250	7-34	.206	1-1	1.000	7	20	27	3.0	3	9	7	5	2	30	3.3

CAREER STATS

YEAR	GP	GS	MIN	AVG	FG	FGA	PCT	3FG	3FGA	3PCT	FT	FTA	PCT	OFF	DEF	TOT	AVG	PF	FO	AST	TO	BLK	STL	PTS	AVG
2023-24	33	3	469	14.2	44	129	.341	29	90	.322	11	14	.786	12	37	49	1.5	29	0	19	32	13	10	128	3.9
2024-25	9	0	122	13.5	11	44	.250	7	34	.206	1	1	1.000	7	20	27	3.0	3	0	9	7	5	2	30	3.3
CAREER	42	3	591	14.1	55	173	.318	36	124	.290	12	15	.800	19	57	76	1.8	32	0	28	39	18	12	158	3.8





30 TRINITY WILSON

@trinityy.wilsonn
@trinitywilson_bts
@TrinityWilson30

F // 6-3 // Fr. // Lakeville, Minn. (Lakeville North HS)

SEASON HIGHS

Points // 6, West Georgia (12/21/24)
FG Made // 3, West Georgia (12/21/24)
FG Attempts // 5, West Georgia (12/21/24)
3-Pt Made // --
3-Pt Attempt // --
FT Made // 1, App State (12/1/24)
FT Attempt // 2, Austin Peay (11/8/24)
Rebounds // 5 (2x), Last: Austin Peay (11/8/24)
Assists // 1 (4x), Last: West Georgia (12/21/24)
Steals // --
Blocks // 1 (2x), Last: West Georgia (12/21/24)
Minutes // 11, Lipscomb (11/4/24)

CAREER HIGHS

Points // 6, West Georgia (12/21/24)
FG Made // 3, West Georgia (12/21/24)
FG Attempts // 5, West Georgia (12/21/24)
3-Pt Made // --
3-Pt Attempt // --
FT Made // 1, App State (12/1/24)
FT Attempt // 2, Austin Peay (11/8/24)
Rebounds // 5 (2x), Last: Austin Peay (11/8/24)
Assists // 1 (4x), Last: West Georgia (12/21/24)
Steals // --
Blocks // 1 (2x), Last: West Georgia (12/21/24)
Minutes // 11, Lipscomb (11/4/24)

- Pulled down 5 reb and scored 2 pts in her debut vs. Lipscomb (11/4/24)
- Scored a career-high six points vs. West Georgia on 12.21
- Ranked the fifth-best player in Minnesota according to PrepGirlsHoops.com
- Selected to Minnesota All-Star Basketball Game
- Collected over 1,000 pts and 1,000 reb during her prep career
- All-state honorable mention ('23)

SUPERLATIVES

10+ POINTS -- --
15+ POINTS -- --
20+ POINTS -- --
30+ POINTS -- --
MADE 3+ 3-PT FG -- --
10+ REBS -- --
3+ ASSISTS -- --

24-25 CAREER

-- --
-- --
-- --
-- --
-- --
-- --
-- --

SUPERLATIVES

3+ STEALS -- --
2+ BLOCKS -- --
DOUBLE-DOUBLES -- --
LED VANDY IN PTS -- --
LED VANDY IN REB -- --
LED VANDY IN AST -- --
LED VANDY IN STL -- --
LED VANDY IN BLK -- --

24-25 CAREER

-- --
-- --
-- --
-- --
-- --
-- --
-- --
-- --

GAME-BY-GAME

DATE	OPPONENT	GS	MIN	FGM/A	FG%	3FG/A	3P%	FTM/A	FG%	OFF	DEF	TOT	AVG	PF	AST	T/O	BLK	STL	PTS	AVG
11.4.24	LIPSCOMB		10:31	1-4	.250	0-0	.000	0-0	.000	2	3	5	5.0	1	1	1	0	0	2	2.0
11.8.24	AUSTIN PEAY		05:09	2-4	.500	0-0	.000	0-2	.000	2	3	5	5.0	1	0	0	0	0	4	3.0
11.14.24	AT SOUTH FLORIDA									DNP - COACHES DECISION										
11.17.24	BUTLER		02:31	0-0	.000	0-0	.000	0-0	.000	0	0	0	3.3	0	0	0	0	0	0	2.0
11.20.24	HAMPTON		03:57	0-1	.000	0-0	.000	0-0	.000	0	0	0	2.5	0	1	0	1	0	0	1.5
11.22.24	SAMFORD									DNP - COACHES DECISION										
11.26.24	VS. ARIZONA									DNP - COACHES DECISION										
11.27.24	VS. MICHIGAN ST.									DNP - COACHES DECISION										
12.1.24	APPALACHIAN ST.		08:30	1-4	.250	0-0	.000	1-1	1.000	0	0	0	2.0	0	1	0	0	0	3	1.8
12.4.24	AT MIAMI									DNP - COACHES DECISION										
12.14.24	EVANSVILLE		02:48	1-3	.333	0-0	.000	0-0	.000	1	1	2	2.0	0	0	0	0	0	2	1.8
12.19.24	AT DAYTON									DNP - COACHES DECISION										
12.21.24	WEST GEORGIA		06:43	3-5	.600	0-0	.000	0-0	.000	0	2	2	2.0	0	1	1	1	0	6	2.4
12.29.24	ALABAMA A&M																			
1.2.25	GEORGIA																			
1.5.25	KENTUCKY																			
1.9.25	AT OLE MISS																			
1.13.25	AT LSU																			
1.19.25	TENNESSEE																			
1.23.25	ARKANSAS																			
1.26.25	AT ALABAMA																			
1.30.25	AT FLORIDA																			
2.2.25	OLE MISS																			
2.6.25	AT TEXAS																			
2.13.25	MISSISSIPPI STATE																			
2.16.25	AT AUBURN																			
2.20.25	AT OKLAHOMA																			
2.23.25	SOUTH CAROLINA																			
2.27.25	TEXAS A&M																			
3.2.25	AT MISSOURI																			
TOTAL		0	40:09	8-21	.381	0-0	.000	1-3	.333	5	9	14	2.0	2	4	2	2	0	17	2.4

CAREER STATS

YEAR	GP	GS	MIN	AVG	FG	FGA	PCT	3FG	3FGA	3PCT	FT	FTA	PCT	OFF	DEF	TOT	AVG	PF	FO	AST	TO	BLK	STL	PTS	AVG
2024-25	7	0	40	5.7	8	21	.381	0	0	.000	1	3	.333	5	9	14	2.0	2	0	4	2	2	0	17	2.4
CAREER	7	0	40	5.7	8	21	.381	0	0	.000	1	3	.333	5	9	14	2.0	2	0	4	2	2	0	17	2.4





35 SACHA WASHINGTON

@sacha_washington
@sacha_washington
@sachaw33

F // 6-2 // Sr. // Lawrenceville, Ga. (Collins Hill HS)

SEASON HIGHS

Points // --
FG Made // --
FG Attempts // --
3-Pt Made // --
3-Pt Attempt // --
FT Made // --
FT Attempt // --
Rebounds // --
Assists // --
Steals // --
Blocks // --
Minutes // --

CAREER HIGHS

Points // 33, Louisiana Tech (12/03/23)
FG Made // 15, Louisiana Tech (12/03/23)
FG Attempts // 20, Louisiana Tech (12/03/23)
3-Pt Made // --
3-Pt Attempt // 1, Lipscomb (12/18/22)
FT Made // 10, Fairfield (11/12/23)
FT Attempt // 16, Fairfield (11/12/23)
Rebounds // 17, Fairfield (11/12/23)
Assists // 7, Fairfield (11/12/23)
Steals // 8, Louisiana Tech (12/03/23)
Blocks // 6, Dayton (12/20/23)
Minutes // 40, vs. Florida (03/07/24)

- Utilizing Medical Redshirt in '24-25
- Preseason Cheryl Miller Award Watch List ('25)
- Appeared in 99 games and made 72 starts in three seasons at Vanderbilt
- Averaged a career-best 12.1 ppg as a junior
- Led the team with 8 double-doubles in '23-24
- Led Vandy with 7.9 rpg in '23-24
- All-SEC freshman team ('22)

SUPERLATIVES		24-25 CAREER		SUPERLATIVES		24-25 CAREER	
10+ POINTS	--	48		3+ STEALS	--	9	
15+ POINTS	--	20		2+ BLOCKS	--	28	
20+ POINTS	--	6		DOUBLE-DOUBLES	--	22	
30+ POINTS	--	1		LED VANDY IN PTS	--	13	
MADE 3+ 3-PT FG	--	--		LED VANDY IN REB	--	53	
10+ REBS	--	24		LED VANDY IN AST	--	5	
3+ ASSISTS	--	8		LED VANDY IN STL	--	5	
				LED VANDY IN BLK	--	54	

GAME-BY-GAME

DATE	OPPONENT	GS	MIN	FGM/A	FG%	3FG/A	3P%	FTM/A	FG%	OFF	DEF	TOT	AVG	PF	AST	T/O	BLK	STL	PTS	AVG	
11.4.24	LIPSCOMB																				
11.8.24	AUSTIN PEAY																				
11.14.24	AT SOUTH FLORIDA																				
11.17.24	BUTLER																				
11.20.24	HAMPTON																				
11.22.24	SAMFORD																				
11.26.24	VS. ARIZONA																				
11.27.24	VS. MICHIGAN ST.																				
12.1.24	APPALACHIAN ST.																				
12.4.24	AT MIAMI																				
12.14.24	EVANSVILLE																				
12.19.24	AT DAYTON																				
12.21.24	WEST GEORGIA																				
12.29.24	ALABAMA A&M																				
1.2.25	GEORGIA																				
1.5.25	KENTUCKY																				
1.9.25	AT OLE MISS																				
1.13.25	AT LSU																				
1.19.25	TENNESSEE																				
1.23.25	ARKANSAS																				
1.26.25	AT ALABAMA																				
1.30.25	AT FLORIDA																				
2.2.25	OLE MISS																				
2.6.25	AT TEXAS																				
2.13.25	MISSISSIPPI STATE																				
2.16.25	AT AUBURN																				
2.20.25	AT OKLAHOMA																				
2.23.25	SOUTH CAROLINA																				
2.27.25	TEXAS A&M																				
3.2.25	AT MISSOURI																				
TOTAL		0	00.00	0-0	.000	0-0	.000	0-0	.000	0	0	0	0.0	0	0	0	0	0	0	0	0.0

CAREER STATS

YEAR	GP	GS	MIN	AVG	FG	FGA	PCT	3FG	3FGA	3PCT	FT	FTA	PCT	OFF	DEF	TOT	AVG	PF	FO	AST	TO	BLK	STL	PTS	AVG
2021-22	35	8	708	20.2	104	224	.464	0	0	.000	58	85	.682	113	117	230	6.6	87	2	26	57	19	26	266	7.6
2022-23	31	31	798	25.7	136	294	.463	0	1	.000	72	114	.632	91	137	228	7.4	87	5	35	67	45	25	344	11.1
2023-24	33	33	959	29.1	163	310	.526	0	0	.000	72	117	.615	118	144	262	7.9	91	4	44	90	44	52	398	12.1
2024-25	--	--	--	--	--	--	--	--	--	--	--	--	--	--	--	--	--	--	--	--	--	--	--	--	--
CAREER	99	72	2465	24.9	403	828	.487	0	1	.000	202	316	.639	322	398	720	7.3	265	11	105	214	108	103	1008	10.2

GAME 1 Vanderbilt vs. Lipscomb

Scoreboard for Game 1 showing quarters and total scores: Vanderbilt 102, Lipscomb 50.

DATE Nov. 4, 2024 SITE Memorial Gymnasium (Nashville, Tenn.)

TIPOFF 11:00 a.m. END 12:48 p.m. ELAPSED 1:48 ATTENDANCE 5,282

DORES DOMINATE BISONS

NASHVILLE, Tenn. - The Vanderbilt women's basketball team began the 2024-25 campaign in a big way, as the Commodores blitzed Lipscomb, 102-50, in Monday's season opener.

Vanderbilt scored 100-plus points for the first time under head coach Shea Ralph in the season-opening victory over the Bisons. The last time the Dores registered 100 or more points came on Nov. 25, 2019, when Vandy posted a 106-55 win at Tennessee State.

The Commodores move to 1-0 on the year, while Lipscomb falls to 0-1. With the win, Vanderbilt improves to 4-0 in season openers under Ralph. She becomes the first Vandy women's basketball coach to win four-straight season openers to begin their career.

Sophomore Khamil Pierre registered her fifth career double-double in the season opener. The 6-2 forward scored a team-high 25 points and pulled down a team-best 14 rebounds in 24 minutes of action. The Phoenix, Arizona, native went 12-of-17 from the field and added five steals to her stat line. Pierre is the first Dore to record a double-double in the season opener since Koi Love's 19-point, 12-rebound effort against East Tennessee State in the first game of the 2020-21 campaign.

Pierre was one of four Vanderbilt players to register double-digit points against Lipscomb. Freshman Mikayla Blakes tallied 23 points in her Vanderbilt debut. Meanwhile, senior Iyana Moore added 15 points to extend her double-digit scoring streak to eight games, and sophomore Madison Greene collected 14 points off the bench in her first game with the Commodores since her season-ending knee injury against Lipscomb last year.

The Commodores used its size advantage against Lipscomb throughout the game, as Vandy scored 70 points in the paint, which allowed the Dores to shoot 53.1 percent from the field. Defensively, Vanderbilt held LU to 27.9 percent from the field and forced its Music City counterpart into 23 turnovers.

BOX SCORE

Box score for Lipscomb - 50, including player stats like FG, 3P, FT, Rebounds, Fouls, and Shooting By Period.

GAME 2 Vanderbilt vs. Austin Peay

Scoreboard for Game 2 showing quarters and total scores: Vanderbilt 93, Austin Peay 37.

DATE Nov. 8, 2024 SITE Memorial Gymnasium (Nashville, Tenn.)

TIPOFF 6:30 p.m. END 8:31 p.m. ELAPSED 2:01 ATTENDANCE 2,343

DORES RUN AWAY FROM GOVERNORS

NASHVILLE, Tenn. - The Vanderbilt women's basketball rolled to a second-straight victory over the 2024-25 season, as the Commodores collected a 93-37 win over Austin Peay Friday night at Memorial Gym.

Sophomore Khamil Pierre posted her second-consecutive double-double to begin her 2024-25 campaign, as she scored 13 points and pulled down 10 rebounds against the Governors. Pierre becomes the first Dore since Koi Love in 2020-21 to start a season with two-straight double-doubles. It was also Pierre's sixth career double-double at Vandy.

The win moves Vanderbilt to 2-0 on the year, while Austin Peay falls to 0-2. It marks the second-straight season that the Dores have won the first two games of a season. The Commodores also improve to 26-5 against nonconference foes at Memorial Gym under head coach Shea Ralph. Vandy moved to 18-1 all-time against APSU, as the Dores have won 18-straight games against the Govs.

Pierre led a quartet of double-digit scorers for the Commodores on Friday's victory. She was joined by senior Iyana Moore and freshman Mikayla Blakes, who each scored a game-high 16 points. Moore's 16-point effort extended her double-digit scoring streak to nine games dating back to last season. Sophomore Madison Greene registered a team-best 13 points off the bench in a career-high 30 minutes of action. Greene and Moore each dished out a game-best three assists, while Blakes paced the Vandy with three steals.

Vanderbilt used a 24-0 run that started at the 1:46 mark of the second quarter and ended with 6:27 left to play in the third to put the Govs away for good. The Commodores scored the final 11 points of the second quarter, then registered the first 13 points of the third stanza.

Vanderbilt's extended run turned a 15-point lead into a 39-point advantage for the Dores.

The Vandy defense locked up Austin Peay over the final two frames, as the Commodores allowed 11 points over the final 20 minutes of play. Vanderbilt held APSU to four points in the third quarter. That marks the lowest point total allowed by the Commodores in a stanza since last season's contest at Butler, where Vandy held the Bulldogs to four second-quarter points.

The Dores shot 45.1 percent from the floor Friday while holding the Governors to a 28.8 field goal percentage. Vanderbilt scored 42 points in the paint and forced Austin Peay into 25 turnovers that turned into 33 points.

BOX SCORE

Box score for Austin Peay - 37, including player stats like FG, 3P, FT, Rebounds, Fouls, and Shooting By Period.

BOX SCORE

Box score for Vanderbilt - 102, including player stats like FG, 3P, FT, Rebounds, Fouls, and Shooting By Period.

BOX SCORE

Box score for Vanderbilt - 93, including player stats like FG, 3P, FT, Rebounds, Fouls, and Shooting By Period.

INDIVIDUAL LEADERS

Table listing individual leaders for Game 1: Khamil Pierre (25 pts), Elena Bertrand (16 pts), Mikayla Blakes (23 pts), Molly Heard (9 pts), etc.

INDIVIDUAL LEADERS

Table listing individual leaders for Game 2: K. Blakes/J. Moore (16 pts), A. Catter/S. Wyatt (8 pts), Khamil Pierre (10 reb), Anovia Sheals (5 reb), etc.

GAME 3 Vanderbilt at South Florida

Scoreboard for Game 3 showing quarters and total scores: Vanderbilt 62, South Florida 49.

DATE Nov. 14, 2024 SITE Yuengling Center (Tampa, Fla.)

TIPOFF 6:00 p.m. END 7:44 p.m. ELAPSED 1:44 ATTENDANCE 2,606

DORES DORES REIN IN BULLS

TAMPA, Fla. - The Vanderbilt women's basketball team continued to play stellar defense in the early stages of the 2024-25 season, as the Commodores locked up South Florida on Thursday night to pick up a 62-49 win on the road.

The Dores forced the Bulls into 23 turnovers that turned into 19 points for Vanderbilt. Vandy limited USF to 36.8 percent from the floor, as the Dores did not allow a 3-point field goal over the final two quarters of play. Vanderbilt held South Florida to 12 or fewer points in the second and fourth quarters, marking the seventh time Vandy has accomplished the feat in 12 quarters this season.

The win moves the Commodores to 3-0 on the year, while South Florida falls to an even 2-2. Vandy has now won its first three games of the year in back-to-back seasons.

Sophomore Khamil Pierre registered her third-straight double-double to lead a trio of double-digit scorers for Vanderbilt. The 6-2 forward tallied a game-high 17 points and 10 rebounds in the win. She becomes the first Dore since Koi Love in 2020-21 to begin a season with three consecutive double-doubles. Pierre joins Fresno State's Mia Jacobs as the only two NCAA Division I players to post three double-doubles this season.

Freshman Mikayla Blakes scored double-digit points for the third game in a row to start her Vanderbilt career, as the Somerset, New Jersey, native tallied 16 points. Sophomore Madison Greene, who made her first career start at Vanderbilt on Thursday, drilled a career-best five 3-point field goals en route to a 15-point performance in a career-high 37 minutes of action.

As a team, Vanderbilt shot 38.2 percent from the floor against South Florida. Despite being outrebounded 43-37, the Commodores were still able to outscore the Bulls in the paint, 28-24, and held a 12-7 edge in second-chance points.

BOX SCORE

Box score for South Florida - 49, including player stats like FG, 3P, FT, Rebounds, Fouls, and Shooting By Period.

BOX SCORE

Box score for Vanderbilt - 62, including player stats like FG, 3P, FT, Rebounds, Fouls, and Shooting By Period.

Summary table with columns for Bisons, Vandy, Points from Turnovers, Paint, Second Chance, Fast Breaks, and Time with Lead.

Summary table with columns for VAN, USF, Points from Turnovers, Paint, Second Chance, Fast Breaks, and Time with Lead.

INDIVIDUAL LEADERS

Table listing individual leaders for Game 3: Khamil Pierre (17 pts), Mikayla Blakes (16 pts), Khamil Pierre (10 reb), Jordyn Oliver (7 reb), etc.

GAME RECAPS

GAME 4 Vanderbilt vs. Butler

Scoreboard for Game 4: Vanderbilt vs. Butler. Vanderbilt leads 81-52 at the end of the game.

DATE Nov. 17, 2024 SITE Memorial Gymnasium (Nashville, Tenn.)

TIPOFF 2:00 p.m. END 3:45 p.m. ELAPSED 1:45 ATTENDANCE 2,615

DORES CAGE BULLDOGS

NASHVILLE, Tenn. - The duo of freshman Mikayla Blakes and sophomore Khamil Pierre sparked the Vanderbilt women's basketball team to a 81-52 win over Butler on Sunday to kick off a three-game homestand at Memorial Gymnasium.

The Commodore underclassmen outscored Butler by a point, as they combined to register 53 points against the Bulldogs. Blakes registered a career-high 29 points in Sunday's win, while Pierre chipped in 24 points. They are the first set of Vandy women's basketball players to score 20 points in a game since Jan. 7, 2024, when Jordyn Cambridge (24 points) and Iyana Moore (20 points) accomplished the feat against Florida at Memorial Gym.

The win improves Vanderbilt to 4-0 on the year, as the Dores handed the Bulldogs, who are now 3-1, their first loss of the 2024-25 campaign.

Blakes' 29-point performance against Butler is tied for the fifth-most points scored by a Vanderbilt freshman in a game. She matches with Kady Schram (vs. LSU, Jan. 29, 2012), Barbara Brackman (vs. Duke, March 13, 1982), and Harriet Brumfield (at Delta State, Feb. 20, 1982, and vs. Northwestern, Nov. 27, 1981). Blakes also extends her double-digit scoring streak to four games to open her Vanderbilt career.

Pierre had a 24-point performance to extend her double-digit scoring streak to seven games dating back to last season. The 6-2 forward pulled down a game-high eight rebounds, bringing her three-game double-double streak to an end. It is the third time in Pierre's collegiate career that she has scored 20 or more points in a game. She also collected a game-best four steals against the Bulldogs.

The Commodores shot 50.9 percent from the field on Sunday while limiting Butler to a 38.3 percent success rate from the floor. The Dores hit a season-high eight 3-pointers in the win and held a 33-25 edge on the glass. Vandy forced Butler into 30 turnovers, which turned into 41 points for the Commodores.

BOX SCORE

Box score for Game 4: Vanderbilt vs. Butler. Includes player stats for FG, 3P, FT, Rebounds, Fouls, TP, AS, TO, ST, Blocks, and Shooting By Period.

Summary statistics for Game 4: Butler vs. Vanderbilt, including Points from, Turnovers, Points, Lead Changes, Second Chance, Fast Breaks, and Time with Lead.

INDIVIDUAL LEADERS

- Points: Mikayla Blakes - 29 pts, Khamil Pierre - 24 pts, Khamil Pierre - 8 reb, Justine Pissott - 6 reb, Jordyn Oliver - 6 ast, Khamil Pierre - 3 ast, Khamil Pierre - 4 stl, Three tied with 3 stl, L. Kapinus/J. Nwaba - 1 blk, No Blocks

GAME 5 Vanderbilt vs. Hampton

Scoreboard for Game 5: Vanderbilt vs. Hampton. Vanderbilt leads 94-45 at the end of the game.

DATE Nov. 20, 2024 SITE Memorial Gymnasium (Nashville, Tenn.)

TIPOFF 6:30 p.m. END 8:11 p.m. ELAPSED 1:41 ATTENDANCE 2,353

DORES SINK LADY PIRATES

NASHVILLE, Tenn. - The Vanderbilt women's basketball team rolled to a 94-45 victory over Hampton Wednesday night at Memorial Gymnasium, as the Commodores remain perfect at 5-0 to open the 2024-25 season.

With the win, Vanderbilt improves to 5-0 for the third year in a row. It marks the first time in program history that the Dores have opened three consecutive seasons at 5-0. The loss drops Hampton to 1-3 overall this season.

The Commodores got off to a slow start but used a 5-17 run between the second and third quarters that broke a 23-23 tie and gave Vandy a 44-30 advantage. The Dores held the Lady Pirates scoreless for 7:05 of game time and rolled off 26 straight points during the stretch to post its longest-scoring run of the season. It is also the second time that Vanderbilt has scored 20+ points in a row this season, as the Commodores put up 24 straight points against Austin Peay on Nov. 8.

Freshman Mikayla Blakes turned in another spectacular performance. She scored a game-high 22 points and dished out a career-best eight assists to go along with three steals. Blakes, who was named the SEC Freshman of the Week for the first time in her career earlier this week, is the only Commodore since at least 2009-10 to register at least 15-plus points and two or more steals in each of their first five games at Vanderbilt.

Sophomore Khamil Pierre collected her fourth double-double of the season with a 15-point, 12-rebound effort against the Lady Pirates. The 6-2 forward was one of four double-digit scorers for the Commodores in Wednesday's victory. Senior Iyana Moore returned from a one-game absence and scored 12 points, going 5-of-10 from the floor. Sophomore Madison Greene chipped in 11 points off the bench after starting in the last two games in Moore's place. Greene has now scored double-digit points in all three games she has come off the bench this season.

Vanderbilt shot 54.3 percent from the field. It is the third time that the Commodores have shot over 50 percent from the floor in 2024-25. The Dores held Hampton to 36.7 percent from the floor and allowed a season-low three 3-point field goals. Vandy forced HU into 24 turnovers, which the Commodores turned into 36 points.

BOX SCORE

Box score for Game 5: Hampton vs. Vanderbilt. Includes player stats for FG, 3P, FT, Rebounds, Fouls, TP, AS, TO, ST, Blocks, and Shooting By Period.

Summary statistics for Game 5: Hampton vs. Vanderbilt, including Points from, Turnovers, Points, Lead Changes, Second Chance, Fast Breaks, and Time with Lead.

INDIVIDUAL LEADERS

- Points: Mikayla Blakes - 22 pts, Khamil Pierre - 15 pts, Khamil Pierre - 12 reb, Aga Makurat - 5 reb, Mikayla Blakes - 8 ast, Leilani Kapinus - 5 ast, M. Blakes/K. Pierre - 3 stl, Leilani Kapinus - 2 stl, Jane Nwaba - 3 blk, Aga Makurat - 2 blk

GAME 6 Vanderbilt vs. Samford

Scoreboard for Game 6: Vanderbilt vs. Samford. Vanderbilt leads 104-21 at the end of the game.

DATE Nov. 22, 2024 SITE Memorial Gymnasium (Nashville, Tenn.)

TIPOFF 6:30 p.m. END 8:27 p.m. ELAPSED 1:56 ATTENDANCE 2,524

REMAINING PERFECT

NASHVILLE, Tenn. - The Vanderbilt women's basketball registered 100-plus points for the second time this season, as the Commodores posted a 104-59 win over Samford Friday at Memorial Gymnasium to close out a three-game homestand.

Vandy got a pair of double-doubles from sophomore Khamil Pierre and graduate student Leilani Kapinus in the win over the Bulldogs. The duo were among six Commodores to score double figures on Friday. They are the first set of Commodore teammates to post a double-double in the same game since March 7, 2024, when Pierre (16 points, 15 rebounds) and Sacha Washington (10 points, 11 rebounds) accomplished the feat against Florida in the first round of the 2024 SEC Tournament.

With the win, Vanderbilt improves to 6-0 for the second-straight season, while Samford falls to 2-5. It is the first time since the 2003-04 and 2004-05 campaigns that the Commodores have started back-to-back seasons with six-straight victories.

Pierre registered a game-high 21 points and pulled down a team-best 12 rebounds. She now has five double-doubles this season, which is tied for the most in all of NCAA Division I. The 6-2 forward went 10-of-16 from the floor and added four steals to her stat line against the Bulldogs.

Kapinus posted her first double-double at Vanderbilt with an 11-point, 10-rebound effort off the bench. It is Kapinus' 13th career double-double, while she is the first Dore to record a double-double off the bench since Pierre's 17-point, 10-rebound performance vs. Auburn on Jan. 18, 2024.

The duo were two of six Commodores to score double-digit points in Friday's victory. Sophomore Madison Greene tallied a season-high 16 points off the bench and went 7-of-9 from the field. Greene registered a career-high six assists against the Bulldogs. Freshman Mikayla Blakes collected 14 points to extend her double-digit streak to six games to open her Vandy career and dished out five assists.

Senior Iyana Moore matched Kapinus with 11 points. Sophomore Aiyana Mitchell scored double figures for the first time in her Vandy career with a 10-point outing against Samford.

The Commodore offense was humming once again against Samford, as the Dores scored 104 points for the second time this season. The first came in the 102-50 season-opening victory over Lipscomb on Nov. 4. It is the first time since 2010-11 that Vanderbilt has scored 100+ points in multiple games in a single campaign.

Vandy shot 50.6 percent from the field, as the Dores have now posted a shooting percentage of 50 percent or higher in each of their last three games. Vandy forced Samford into 22 turnovers, which turned into 24 points. The Commodores used their size advantage over the Bulldogs throughout the night, as Vanderbilt outscored its opponent 60-22 in points in the paint. Vandy also tallied a season-high 43 points off the bench in the win.

BOX SCORE

Box score for Game 6: Samford vs. Vanderbilt. Includes player stats for FG, 3P, FT, Rebounds, Fouls, TP, AS, TO, ST, Blocks, and Shooting By Period.

Summary statistics for Game 6: Samford vs. Vanderbilt, including Points from, Turnovers, Points, Lead Changes, Second Chance, Fast Breaks, and Time with Lead.

INDIVIDUAL LEADERS

- Points: Khamil Pierre - 21 pts, Madison Greene - 16 pts, Khamil Pierre - 12 reb, Leilani Kapinus - 10 reb, Madison Greene - 6 ast, Leilani Kapinus - 6 ast, L. Kapinus/K. Pierre - 4 stl, Aiyana Mitchell - 3 stl, Three tied with 3 blk, Emily Bowman - 2 blk



GAME RECAPS

GAME 10 Vanderbilt at Miami

Scoreboard for Game 10: Vanderbilt 88, Miami 70. Columns for quarters 1-4 and total score.

DATE Dec. 4, 2024 SITE Watsco Center (Coral Gables, Fla.)

TIPOFF 4:00 p.m. END 5:55 p.m. ELAPSED 1:55
ATTENDANCE 2,107

DORES BREAK UP HURRICANES

CORAL GABLES, Fla. - Freshman Mikayla Blakes recorded her second-straight 20-plus point performance, while sophomore Khamil Pierre recorded her seventh double-double of the season Wednesday night in an 88-70 win at Miami as part of the SEC/AAC Challenge.

The duo of Blakes and Pierre combined to score 54 points against the Hurricanes. Pierre matched her career-best with a 28-point performance, while Blakes registered 26 points. It is the fourth time this season that the duo has scored over 20 points apiece in a game.

With the win, Vanderbilt improves to 9-1 on the year. The Commodores hand the Hurricanes their first loss of the 2024-25 campaign, as Miami now stands at 7-1 overall.

Pierre equaled her career-best performance of 28 points, which she first registered at Georgia on Feb. 11, 2024, as a freshman. The 6-2 forward also pulled down a game-best 13 rebounds to post her seventh double-double of the season, which is the second-most in all of NCAA Division I. It was her sixth game of the year with 20 or more points, while she added a team-best four steals to her stat line.

Blakes registered 26 points in the victory. It is Blakes' sixth game with 20 or more points this season, as her 26-point performance marks the 12th-most points scored in a game by a Vanderbilt freshman.

Senior Iyana Moore, who scored her 1,000th career point at Vandy in her last contest, registered 13 points in the win. It is Moore's 50th career game, scoring double-digit points at Vanderbilt. She also handed out a season-high seven assists. Graduate student Jordyn Oliver pulled down a season-best nine rebounds as the Commodores outrebound Miami 36-24.

The Commodores hit nine 3-point field goals on Wednesday, led by Blakes' five makes behind the arc, which ties her career-best performance. Vanderbilt shot an even 50 percent from the field, while Miami posted a 52.8 percent success rate from the field. The Dores forced Miami into 21 turnovers, which turned into 27 Vandy points.

BOX SCORE

Box score for Game 10: Vanderbilt vs Miami. Includes player names, FG, 3P, FT, Rebounds, Fouls, TP, AS, TO, ST, Blocks, and Shooting By Period.

Box score for Game 10: Miami vs Vanderbilt. Includes player names, FG, 3P, FT, Rebounds, Fouls, TP, AS, TO, ST, Blocks, and Shooting By Period.

Summary statistics for Game 10: Biggest lead, Best Scoring Run, Lead Changes, Times Tied, Time with Lead.

INDIVIDUAL LEADERS

Individual leaders for Game 10: Points, Rebounds, Assists, Steals, Blocks.

GAME 11 Vanderbilt vs. Evansville

Scoreboard for Game 11: Vanderbilt 106, Evansville 40. Columns for quarters 1-4 and total score.

DATE Dec. 14, 2024 SITE Memorial Gymnasium (Nashville, Tenn.)

TIPOFF 2:00 p.m. END 3:55 p.m. ELAPSED 1:55
ATTENDANCE 2,599

PIERRE'S RECORD-SETTING EFFORT LIFTS DORES PAST EVANSVILLE

NASHVILLE, Tenn. - Sophomore Khamil Pierre set the Vanderbilt women's basketball single-game scoring record on Saturday, registering 42 points in a 106-40 win over Evansville, as the Commodores improve to 10-1 on the year.

Pierre put on one of the most memorable performances in Vanderbilt women's basketball history, as she posted 42 points, 18 rebounds, and eight steals in the win over the Purple Aces. Her 42-point performance set a new program record for most points scored in a single game, passing the previous mark of 41 points shared by Chantelle Anderson (Feb. 8, 2001) and Cijah Harbison (Jan. 29, 2023).

Vanderbilt improves to 10-1 overall on the year, as the 66-point win over Evansville is tied for the sixth-largest margin of victory in program history. The Dores have now won 18-straight home games against nonconference foes.

The 42 points and 18 rebounds against the Purple Aces establishes career highs for Pierre in each category. Pierre's combined 60 points and rebounds are the most collected by a Vanderbilt women's basketball player in a game in program history. Her 42-point performance on Saturday also extends the 6-2 forward's career-long double-digit scoring streak to 13 games dating back to last season. Pierre also registers her eighth double-double of the season, which is tied for the sixth-most in a season since 1999-00.

The Phoenix, Arizona, native got her day started with a bang, as she scored 20 points in the first quarter. Pierre's performance in the opening frame on Saturday marked the most points scored by a Commodore in the first quarter in program history. Additionally, Pierre ties Marnelle Garraud's program record for most points scored in any quarter, which was set on Jan. 16, 2023, in the fourth quarter at Arkansas.

For Pierre, her eight steals against Evansville established a new career-high mark, while it is tied for the sixth-most steals in a game in program history.

The Commodores broke the century mark for the third time this season, as the 106 points are the most scored in a game this season. It is also the most points Vanderbilt has scored in a game since Nov. 25, 2019, in a 106-55 win at Tennessee State. The 106 points are the most points registered by the Dores at Memorial Gym since Nov. 26, 2010, when Vandy posted a 111-53 victory over Quinnipiac.

Reigning SEC Freshman of the Week, Mikayla Blakes scored 20 or more points for the seventh time this season with a 22-point performance against Evansville. The three-time SEC Freshman of the Week extended her double-digit scoring streak to 11 games to begin her Vanderbilt career. Graduate student Lailani Kapinus also posted a double-double in the win, as she pulled down a season-high 11 rebounds to go along with 10 points off the bench. It is Kapinus' second double-double of the season, while it is the 13th of her career. Senior Iyana Moore's 10-point effort pushes her double-digit scoring streak to four games. Moore's 10 points moved into 38th place on Vanderbilt's all-time scoring list with 1,025 points.

BOX SCORE

Box score for Game 11: Vanderbilt vs Evansville. Includes player names, FG, 3P, FT, Rebounds, Fouls, TP, AS, TO, ST, Blocks, and Shooting By Period.

Box score for Game 11: Evansville vs Vanderbilt. Includes player names, FG, 3P, FT, Rebounds, Fouls, TP, AS, TO, ST, Blocks, and Shooting By Period.

Summary statistics for Game 11: Biggest lead, Best Scoring Run, Lead Changes, Times Tied, Time with Lead.

INDIVIDUAL LEADERS

Individual leaders for Game 11: Points, Rebounds, Assists, Steals, Blocks.

GAME 12 Vanderbilt at Dayton

Scoreboard for Game 12: Vanderbilt 80, Dayton 66. Columns for quarters 1-4 and total score.

DATE Dec. 19, 2024 SITE UD Arena (Dayton, Ohio)

TIPOFF 6:02 p.m. CT END 7:43 p.m. ET ELAPSED 1:41
ATTENDANCE 1,632

DORES FLYOVER DAYTON

DAYTON, Ohio - Sophomore Madison Greene made the most of her return to her home state, as the guard registered a career-high 25 points off the bench in an 80-66 win at Dayton on Thursday night.

Greene, a native of Columbus, Ohio, recorded the first 20-plus point performance of her collegiate career in her return to the Buckeye State. Her 25 points off the bench marked the first time that a Dore scored at least 25 points in a reserve role since Erin Whalen's 25-point performance vs. No. 10-ranked South Carolina on Jan. 18, 2018. It is Greene's seventh game this season with double-digit points, while it is the sixth time she has scored 10-plus points off the bench this season.

With the win, Vanderbilt improves to 11-1 on the year, while Dayton falls 6-5. The Commodores collect their seventh-straight road win with the victory over the Flyers, a streak that dates back to last season.

Greene was one of four double-digit scorers for Vanderbilt on Thursday night. Freshman Mikayla Blakes tallied 16 points and collected a game-high five steals. Blakes' performance vs. the Flyers pushed her double-digit scoring streak to 12 games to open her Vanderbilt career.

Sophomore Khamil Pierre extended her double-digit scoring streak to 14 games with a 14-point, 10-rebound effort. It is Pierre's eighth double-double of the season, which is second in all of NCAA Division I. Senior Iyana Moore matched Pierre with 14 points of her own. Moore's 14-point performance gives her 1,039 career points, which puts her in a tie for 35th on Vanderbilt's all-time scoring list with Chelsie Hall.

As a team, the Commodores shot 38.2 percent from the field, while Dayton connected on 49.1 percent on its shots. Vanderbilt forced the Flyers into 26 turnovers and collected 16 steals, 10 of which came in the first quarter. Vandy hit nine 3-point field goals in the victory, with seven coming in the opening stanza. The Commodores outscored Dayton 32-7 in points off turnovers.

BOX SCORE

Box score for Game 12: Vanderbilt vs Dayton. Includes player names, FG, 3P, FT, Rebounds, Fouls, TP, AS, TO, ST, Blocks, and Shooting By Period.

Box score for Game 12: Dayton vs Vanderbilt. Includes player names, FG, 3P, FT, Rebounds, Fouls, TP, AS, TO, ST, Blocks, and Shooting By Period.

Summary statistics for Game 12: Biggest lead, Best Scoring Run, Lead Changes, Times Tied, Time with Lead.

INDIVIDUAL LEADERS

Individual leaders for Game 12: Points, Rebounds, Assists, Steals, Blocks.



GAME RECAPS

GAME 12 Vanderbilt vs. West Georgia

	1	2	3	4	TOTAL
	14	13	25	16	68
	24	35	20	24	103

DATE Dec. 21, 2024 **SITE** Memorial Gymnasium (Nashville, Tenn.)

TIPOFF 11:00 a.m. **END** 12:43 p.m. **ELAPSED** 1:43

ATTENDANCE 2,634

DORES OUTRUN WOLVES

NASHVILLE, Tenn. - The Vanderbilt women's basketball team broke the 100-point plateau for the fourth time this season as the Commodores collected a 103-68 win over West Georgia on Saturday afternoon at Memorial Gymnasium.

The Commodores got a 20-plus point performance from freshman Mikayla Blakes and sophomore Khamil Pierre for the sixth time this season. Blakes registered a game-high 24 points to extend her double-digit scoring streak to 13 games to begin her Vanderbilt career. Meanwhile, Pierre registered her fourth-straight double-double, 10th overall this season. The 6-2 forward has collected a double-double in six of her last seven games, as her 10 double-doubles overall are the fifth-most collected by a Commodore in a single season in program history. Blakes and Pierre are the only pair of teammates in NCAA Division I, both on the men's side and women's side, to average over 20.0 points per game this season.

With the victory, Vanderbilt improves to 12-1 on the year, while West Georgia falls to 5-5. The Dores have now won 19-straight home games against nonconference teams dating back to the 2022-23 campaign. The Commodores led from start to finish against the Wolves, as Vandy collected its ninth-straight victory overall at Memorial Gymnasium. Additionally, it is Vanderbilt's sixth victory of 35 or more points during the 2024-25 campaign.

Senior Iyana Moore registered 16 points to extend her double-digit scoring streak to six games. Moore's performance against West Georgia moved her to No. 34 on Vanderbilt's all-time scoring list, as she now has 1,055 career points, one point away from moving into 33rd on the list. Graduate student Leilani Kapinus rounded out a quartet of double-digit scorers for the Commodores, scoring 10 points off the bench.

The Dores shot 48.8 percent from the field while limiting West Georgia to a 36.8 percent clip in field goal percentage. Vanderbilt forced 26 turnovers and collected 17 steals in the win, as the Commodores outscored UWG, 37-16, in points off turnovers. Vandy has now collected 16 or more steals in each of its last three contests.

BOX SCORE

West Ga. - 68												
Record: 5-5												
NO. Name	Min	FG		3P	FT		Rebounds		Fouls		PTS	
		M/A	M/A		M/A	M/A	OR	TO	PF	FO		
12 Destiny Jones	F	28:19	2-6	0-0	0-2	5	4	9	2	2	4	0
14 Amanda Blake	G	23:09	5-8	0-0	0-2	5	7	1	1	1	10	1
2 Zuriyah Davis	G	24:51	3-14	2-8	0-0	1	1	1	1	1	8	1
3 Mykah Anderson	G	19:42	2-7	2-3	2-2	1	3	4	2	3	8	4
5 Grace O'Gara	G	24:44	3-9	0-0	2-2	1	3	1	0	9	5	2
32 K'Nair Holiday	F	25:48	1-3	0-1	0-0	0	6	6	4	0	2	3
1 Sydne Tolbert	F	29:02	6-14	1-4	2-2	3	0	3	2	1	15	3
13 Becca Ledford	F	18:14	3-6	2-4	2-2	0	1	1	1	1	10	2
15 Riley Black	F	04:09	0-1	0-1	2-2	0	2	0	1	2	0	2
21 Hannah Hicks	F	01:26	0-0	0-0	0-0	0	0	0	0	0	0	0
10 Cailie Throsser	F	01:18	0-0	0-0	0-0	0	0	0	0	0	0	0
11 Gal-la Fort	F	01:18	0-0	0-0	0-0	0	0	0	0	0	0	0
Team						4	1	5	0	0	0	0
Totals		25:08	10/29	8/12	10/23	41	14	10	19	19	28	13

Vanderbilt - 103												
Record: 12-1												
NO. Name	Min	FG		3P	FT		Rebounds		Fouls		PTS	
		M/A	M/A		M/A	M/A	OR	TO	PF	FO		
10 Jaree Neaba	F	15:03	2-2	1-1	0-0	1	2	1	1	5	1	1
12 Khamil Pierre	F	22:43	10-15	0-0	3-4	4	6	10	4	4	23	3
1 Mikayla Blakes	G	27:09	12-20	0-0	2	4	0	0	0	24	6	2
11 Jordyn Oliver	G	17:45	0-0	0-0	0	0	1	2	0	0	2	4
23 Iyana Moore	G	21:29	5-16	3-9	3-4	1	1	2	2	16	0	2
4 Madison Givens	F	11:26	0-6	0-1	2-2	1	3	0	1	2	1	0
14 Aiyana Mitchell	F	16:07	2-4	0-0	4-4	3	2	5	0	2	8	2
5 Leilani Kapinus	F	22:40	4-7	1-3	1-1	0	1	1	3	1	10	4
24 Agn Mikurdi	F	16:42	0-4	0-4	0-0	3	2	5	0	0	2	1
13 Justine Pizcott	F	11:13	1-2	1-1	0-2	1	4	5	1	1	3	1
2 Jada Brown	F	10:00	2-0	1-2	1-2	0	2	2	1	1	6	0
30 Tony Wilson	F	06:43	3-5	0-0	0-0	2	2	0	0	6	1	1
Team						6	2	8	0	0	0	0
Totals		41:04	72/127	14/19	24/27	51	11	13	103	23	13	17

Biggest lead	Wolves		Vandy	
	0 (1 st 10:00)	12 (4 th 4:40)	15 (1 st 7:21)	15 (1 st 7:21)
Best Scoring Run	3 (1 st 2:23)	15 (1 st 7:21)	Turnovers	16
Lead Changes	0	13	Points	22
Times Tied	0	13	Second Chance	13
Time with Lead	00:00	39:30	Fast Breaks	16
			Bench	29

INDIVIDUAL LEADERS

Points	Mikayla Blakes - 24 pts Khamil Pierre - 23 pts	Sydne Tolbert - 15 pts A. Blake/B. Ledford - 10 pts
Rebounds	Khamil Pierre - 10 reb Three Tied w/ 5 reb	Destiny Jones - 9 reb Amanda Blake - 9 reb
Assists	Mikayla Blakes - 6 ast Leilani Kapinus - 4 ast	Grace O'Gara - 5 ast Mykah Anderson - 4 ast
Steals	Jordyn Oliver - 4 stl M.Blakes/K. Pierre - 3 stl	Mykah Anderson - 3 stl Four Tied w/ 1 stl
Blocks	Jordyn Oliver - 3 blk Aiyana Mitchell - 2 blk	Destiny Jones - 2 blk Grace O'Gara - 1 blk

