



6 SEC TOURNAMENT CHAMPIONSHIPS • 28 NCAA TOURNAMENTS • 1 FINAL FOUR • 5 ELITE EIGHTS • 14 SWEET SIXTEENS

VANDERBILT

WOMEN'S BASKETBALL

2024-25 GAME NOTES • GAME 13 • vs. WEST GEORGIA

2024-25 SCHEDULE

Overall: 11-1 | SEC: 0-0

Home: 7-0 | Away: 3-0 | Neutral: 1-1

NET Ranking: 13 | Streak: W-4

NOVEMBER (7-1)

4	Lipscomb	Win	102-50
8	Austin Peay	Win	93-37
14	at South Florida	Win	62-49
17	Butler	Win	81-52
20	Hampton	Win	94-45
22	Samford	Win	104-59
26	vs. Arizona [^]	Win	71-60
27	vs. Michigan State [^]	Loss	70-78

DECEMBER (4-0)

1	Appalachian State	Win	94-40
4	at Miami [#]	Win	88-70
14	Evansville	Win	106-40
19	at Dayton	Win	80-66
21	West Georgia	11 a.m.	SEC Network+
29	Alabama A&M	11 a.m.	SEC Network

JANUARY (0-0)

2	Georgia*	6:30 p.m.	SEC Network+
5	Kentucky*	2 p.m.	SEC Network+
9	at Ole Miss*	6:30 p.m.	SEC Network+
11	at LSU*	6 p.m.	SEC Network
19	Tennessee*	2 p.m.	SEC Network+
23	Arkansas*	6:30 p.m.	SEC Network+
26	at Alabama*	1 p.m.	SEC Network
30	at Florida*	6 p.m.	SEC Network+

FEBRUARY (0-0)

2	Ole Miss*	2 p.m.	SEC Network+
6	at Texas*	8 p.m.	SEC Network
13	Mississippi State*	8 p.m.	SEC Network
16	at Auburn*	3 p.m.	SEC Network
20	at Oklahoma*	6 p.m.	SEC Network+
23	South Carolina*	2 p.m.	SEC Network+
27	Texas A&M*	6:30 p.m.	SEC Network+

MARCH (0-0)

2	at Missouri*	2 p.m.	SEC Network+
6-9	SEC Tournament	TBD	TBD

All times Central • Home games in bold • Neutral games in italics

*SEC game • [^]Acrisure Classic (Palm Springs, Calif.) • #SEC/ACC Challenge • %SEC Tournament

Rankings: AP/Coaches • All games times and dates are subject to change

GAME 13



VANDERBILT (RV/RV) (11-1, 0-0 SEC)
vs. **WEST GEORGIA** (5-4, 0-0 ASUN)



SATURDAY, DEC. 21
11 a.m. CT



NASHVILLE, TENN.
Memorial Gymnasium (14,316)



SEC NETWORK+
Andrew Allegretta • Drew Maddux



94.9 THE FAN
Vanderbilt Athletics App • Jake Lyman

STARTING FIVE

>> It is a short turnaround for the Commodores, as Vandy collected an 80-66 victory at Dayton Thursday night to improve to 11-1 on the year. Sophomore Madison Greene scored a career-high 25 points off the bench in a return trip to her home state. Sophomore Khamil Pierre, a reigning USBWA National Player of the Week, posted her ninth double-double with 14 points and 10 rebounds against the Flyers. Freshman Mikayla Blakes continued her hot streak with a 16-point performance, while senior lyana Moore's 14-point performance put her in a tie for 35th on Vanderbilt's all-time scoring list.

>> Saturday's contest opens a season-long four-game homestand for the Commodores. Vanderbilt takes on West Georgia and Alabama A&M (Dec. 29) to close out the nonconference portion of the 2024-25 season. Vandy concludes the homestand with Georgia (Jan. 2) and Kentucky (Jan. 5) during the first week of the new year to open SEC play.

>> Vanderbilt is 31-3 at Memorial Gym vs. non-SEC teams under head coach Shea Ralph. The Commodores have won 18-straight home games against nonconference teams, a streak that dates back to the 2022-23 campaign. Overall, Vandy is 44-13 against nonconference schools in the Ralph era.

>> The Commodores stand at 11-1 through their first 12 games for the second-straight season. It is the first time the Does have opened back-to-back seasons at 11-1 or better since the 2003-04 and 2004-05 campaigns. Vanderbilt comes into Saturday seeking a second-straight 13-1 start, as Vandy began the 2023-24 season at 16-1.

>> Vanderbilt and West Georgia will meet on the hardwood for the first time. The Wolves are transitioning from NCAA Division II to NCAA Division I this season.



TEAM COMPARISON

11-1	Overall Record	5-4
87.1	Points Per Game	66.7
53.8	Opp. Per Game	62.9
46.1	Field Goal Pct.	42.2
37.8	Opp. Field Goal Pct.	40.6
31.8	3-Point Pct.	27.3
25.9	Opp. 3-Point Pct.	28.0
76.6	Free Throw Pct.	66.7
43.4	Rebounds Per Game	39.0
+10.3	Rebounding Margin	+4.9
17.0	Assists Per Game	14.7
13.4	Turnovers Per Game	17.9
14.4	Steals Per Game	7.9
2.8	Blocks Per Game	1.8

SERIES HISTORY

Games:	0
Vanderbilt Series Record:	0-0
Games in Nashville:	0-0
Games in Dayton, Ohio:	0-0
Neutral Site Games:	0-0
First Meeting:	Dec. 21, 2024, in Nashville
Last Meeting:	Dec. 21, 2024, in Nashville
Last Vandy Win:	Never
Last Vandy Loss:	Never
Last Home Win:	Never
Last Road Win:	Never
Last Neutral Win:	Never
Last Home Loss:	Never
Last Road Loss:	Never
Last Neutral Loss:	Never
Current Vanderbilt Streak:	N/A

ALL-TIME SERIES

Date	Location	Vandy Result	Score
		First Meeting	

PROJECTED STARTERS



1

MIKAYLA BLAKES

G • 5-8 • Fr.
Somerset, N.J.
Rutgers Prep HS

Points • 20.0
FG% • 45.3
3PPFG% • 33.3
Boards • 2.5
Assists • 3.5
Steals • 2.8



10

JANE NWABARA

G • 5-10 • Gr.
Carlson, Calif.
Pepperdine

Points • 5.3
FG% • 50.0
3PPFG% • 29.4
Boards • 2.4
Assists • 1.0
Steals • 0.8



11

JORDYN OLIVER

G • 5-10 • Gr.
Prosper, Texas
Duke • Baylor

Points • 4.8
FG% • 44.6
FT% • 87.5
Boards • 5.5
Assists • 3.3
Steals • 1.2



12

KHAMIL PIERRE

F • 6-2 • So.
Phoenix, Ariz.
Perry HS

Points • 22.1
FG% • 57.9
FT% • 64.6
Boards • 11.6
Assists • 1.6
Steals • 4.0



23

IYANA MOORE

G • 5-8 • Sr.
Milwaukee, Wis.
Blackman HS

Points • 11.5
FG% • 35.8
3PPFG% • 34.9
Boards • 2.8
Assists • 2.7
Steals • 0.7



VANDERBILT WBB QUICK FACTS

HOME ARENA: MEMORIAL GYMNASIUM (14,316)

2023-24 RECORD: 23-10

2023-24 SEC RECORD: 9-7

POSTSEASON: 1-1 (NCAA FIRST ROUND)

LETTERWINNERS RETURNING/LOST: 9/4

STARTERS RETURNING/LOST: 5/1

NEWCOMERS: 4

THE UNIVERSITY

LOCATION: NASHVILLE, TENN.

AFFILIATION: NCAA DIVISION I

CONFERENCE: SOUTHEASTERN (SEC)

MASCOT: COMMODORES

COLORS: BLACK & GOLD

CHANCELLOR: DANIEL DIERMEIER

DIRECTOR OF ATHLETICS: CANDICE STOREY LEE

FACULTY ATHLETICS REP: TRACE WILGUS

PROGRAM HISTORY

ALL-TIME RECORD: 896-545 (.621)

ALL-TIME SEC RECORD: 265-273 (.493)

ALL-TIME SEC TOURNAMENT RECORD: 49-38 (.563)

SEC TOURNAMENT TITLES: 6 ('93, '95, '02, '04, '07, '09)

NCAA TOURNAMENT APPEARANCES: 28

NCAA TOURNAMENT RECORD: 40-28 (.588)

LAST NCAA TOURNAMENT APPEARANCE: 2024

LAST POSTSEASON APPEARANCE: 2024 (NCAA)

SOCIAL MEDIA

FACEBOOK: /VANDYWBB

INSTAGRAM: @VANDYWBB

X/TWITTER: @VANDYWBB

WEBSITE: VUCOMMODORES.COM

ATHLETIC COMMUNICATIONS

VANDERBILT WOMEN'S BASKETBALL SID: CHRIS CASKEY, 2ND SEASON

EMAIL: CHRIS.CASKEY@VANDERBILT.EDU

PHONE NUMBER: 606-207-7481

ASSOCIATE ATHLETIC DIRECTOR: BRIAN FREMUND

DORE NOTES

GAME COVERAGE

Thursday's contest at Dayton streams live on ESPN+ via the Watch ESPN app, with Alex Mikos Saturday's contest against West Georgia streams live on SEC Network+ via the Watch ESPN app, with Andrew Allegretta and Drew Maddux calling the action. Fans can listen to Jake Lyman locally on 94.9 The Fan and the Vanderbilt Commodores app outside of Nashville.

GAMEDAY INFORMATION

Click the link here for the latest gameday information on entrance, construction, parking, and ticketing information at Memorial Gymnasium. Fans can purchase tickets by clicking the link here.

HOLIDAY HOOPS

Celebrate the holidays with Vanderbilt women's basketball! Fans will receive a free Vanderbilt holiday hat while supplies last. Be sure to stop by the Hall of Champions for a git chocolate bar! Fans can purchase tickets by clicking the link here.

NET RANKING

Vanderbilt enters the weekend holding a NET ranking of 13. The Commodores came in at No. 7 in the first NET ranking of the 2024-25 season, the highest NET ranking in program history. The NET is an evaluation tool used by the NCAA Tournament Selection Committee to determine seeding and at-large bids.

RECEIVING VOTES

The Dore earned 14 votes in this week's Associate Press Top 25 Poll and 11 votes in the USA Today/WBCA Coaches Poll. It marks the third-straight week that Vanderbilt has been featured in both major women's college basketball polls.

MADDIE'S HOMECOMING

Sophomore Madison Greene had a memorable return trip to her home state of Ohio, as she scored a career-high 25 points off the bench against at Dayton on Dec. 19. Greene is the first Dore to score at least 25 points in a reserve role since Erin Whalen's 25-point performance vs. No. 10-ranked South Carolina on Jan. 18, 2018.

BRINGING THE DEFENSE

Vandy has been one of the best defensive teams in the nation through the first month-plus of the season. The Commodores rank inside the top 30 in all of NCAA Division I in turnover margin (5th; 11.7), turnovers forced per game (11th; 25.1), and points allowed (19th; 53.8). Vanderbilt has forced teams into 20 or more turnovers in every game this season. Vandy's season-high 36 turnovers forced vs. Evansville on Dec. 14 is tied for the seventh-most in a game in program history.

PIERRE'S STREAK

Sophomore Khamil Pierre enters Saturday's game on a 14-game double-digit scoring streak dating back to last season. It is her career's longest double-digit scoring streak, as the 6-2 forward is averaging 20.1 points per game during the stretch.

MOORE CLIMBING UP VANDY'S ALL-TIME SCORING LIST

Senior Iyana Moore has scored 1,039 points at Vanderbilt, which puts her in a tie at No. 39 on the school's all-time scoring list with Chelsie Hall (2018-21). Moore is 10 points behind Abi Ramsey (1,049 points) for 34th on the list and 17 points behind Liz Sherwood (1,056 points) for 33rd.

KHAMIL EARNS HER SECOND SEC PLAYER OF THE WEEK HONOR

Sophomore Khamil Pierre was named SEC Player of the Week for the second time this season on Dec. 17. The 6-2 forward averaged an SEC-best 42.0 points, 18.0 points, and 8.0 steals this week, as Pierre set the Vanderbilt women's basketball single-game scoring record with a 42-point performance against Evansville in a 106-40 win on Dec. 16. It is Pierre's second SEC Player of the Week selection of her career, as she previously earned the distinction on Nov. 26 of this season. She is the first player since Cijaja Harbison in 2022-23 to be named SEC Player of the Week multiple times in a season. Pierre also becomes the fifth Commodore to earn multiple SEC Player of the Week honors. Overall, it is Pierre's seventh SEC weekly honor, as she was named SEC Freshman of the Week a program-record five times during the 2023-24 campaign.

PIERRE HAULING IN THE AWARDS

The U.S. Basketball Writers Association (USBWA) named Vanderbilt women's basketball sophomore Khamil Pierre as one of five USBWA Ann Meyers Drysdale National Players of the Week.

It is the first USBWA Ann Meyers Drysdale National Players of the Week selection for Pierre. Additionally, she was also selected as this week's runner-up for the Associate Press National Player of the Week and was named the Tennessee Sports Writers Association (TSWA) Women's Basketball Player of the Week.





ROSTER BREAKDOWN

CLASS

GRADUATE (3): Leilani Kapinus, Jane Nwaba, Jordyn Oliver

SENIOR (2): Iyana Moore, Sacha Washington

JUNIOR (2): Jada Brown, Justine Pissott

SOPHOMORE (4): Madison Greene, Aga Makurat, Aiyana Mitchell, Khamil Pierre

FRESHMAN (2): Mikayla Blakes, Trinity Wilson

POSITION

FORWARD (6): Aiyana Mitchell, Jane Nwaba, Khamil Pierre, Justine Pissott, Sacha Washington, Trinity Wilson

GUARD (8): Mikayla Blakes, Jada Brown, Madison Greene, Leilani Kapinus, Aga Makurat, Iyana Moore, Jordyn Oliver, Justine Pissott

HOME STATE/COUNTRY

NEW JERSEY (2): Mikayla Blakes, Justine Pissott

WISCONSIN (2): Leilani Kapinus, Iyana Moore

CALIFORNIA (1): Jane Nwaba

GEORGIA (1): Sacha Washington

ARIZONA (1): Khamil Pierre

ARKANSAS (1): Jada Brown

COLORADO (1): Aiyana Mitchell

MINNESOTA (1): Trinity Wilson

OHIO (1): Madison Greene

POLAND (1): Aga Makurat

TEXAS (1): Jordyn Oliver

COACHES & STAFF

HEAD COACH: SHEA RALPH • 4TH SEASON

ASSOCIATE HEAD COACH: TOM GARRICK • 4TH SEASON

ASSISTANT COACH: ASHLEY EARLEY • 4TH SEASON

ASSISTANT COACH: KEVIN DEMILLE • 4TH SEASON

AST. COACH/AST. DIR. OF OPS: ERIC MUNDINGER • 3RD SEASON

CHIEF OF STAFF/EXECUTIVE DIR. OF OPS: CHRIS BRANN • 4TH SEASON

DIR. OF INTERNAL OPS./ON-CAMPUS RECRUITING COORD.: KOKO NELSON • 4TH SEASON

DIR. OF STUDENT-ATHLETE SUCCESS & COMMUNITY RELATIONS: KYLA IRWIN • 4TH SEASON

DIR. OF STRENGTH & CONDITIONING: JENA READY • 1ST SEASON

SENIOR ASSO. ATHLETIC TRAINER: ALLISON SHEPHERD • 4TH SEASON

DIR. OF CREATIVE CONTENT: LEAH DUSTERHOFT • 4TH SEASON

DIR. OF SPECIAL PROJECTS & ATHLETIC CULTURE: YVONNE HAWKINS • 1ST SEASON

DIR. OF PLAYER ENGAGEMENT & INFLUENCE: AUDREY MONTGOMERY • 1ST SEASON

VIDEO COORDINATOR: JT OREM • 1ST SEASON

SPORTS INFORMATION DIRECTOR: CHRIS CASKEY • 2ND SEASON



FRONT ROW (L-R) MADISON GREENE, LEILANI KAPINUS, JORDYN OLIVER, IYANA MOORE, JADA BROWN, MIKAYLA BLAKES
BACK ROW (L-R) SACHA WASHINGTON, KHAMIL PIERRE, AGA MAKURAT, AIYANA MITCHELL, JUSTINE PISSOTT, TRINITY WILSON, JANE NWABA

2024-25 ROSTER

No.	Name	POS	HT	YR	EXP	Hometown (Previous School)
1	Mikayla Blakes	G	5-8	Fr.	HS	Somerset, N.J. (Rutgers Prep)
2	Jada Brown	G	5-8	Jr.	2V	Bentonville, Ark. (Bentonville HS)
4	Madison Greene	G	5-6	So.	1V	Columbus, Ohio (Pickerington Central HS)
5	Leilani Kapinus	G	5-10	Gr.	TR	Madison, Wis. (Penn State)
10	Jane Nwaba	F	5-10	Gr.	TR	Carson, Calif. (Pepperdine)
11	Jordyn Oliver	G	5-10	Gr.	1V	Prosper, Texas (Duke)
12	Khamil Pierre	F	6-2	So.	1V	Phoenix, Ariz. (Perry HS)
13	Justine Pissott	G/F	6-4	Jr.	1V	Toms River, N.J. (Tennessee)
14	Aiyana Mitchell	F	6-4	So.	1V	Colorado Springs, Colo. (Fountain-Fort Carson HS)
23	Iyana Moore	G	5-8	Sr.	2V	Milwaukee, Wis. (Blackman HS)
24	Aga Makurat	G	6-2	So.	1V	Sierakowice, Poland (Sopocka Akademia Tenisowa)
30	Trinity Wilson	F	6-3	Fr.	HS	Lakeville, Minn. (Lakeville North HS)
35	Sacha Washington	F	6-2	Sr.	3V	Lawrenceville, Ga. (Collins Hill HS)

COACHING STAFF

HEAD COACH: Shea Ralph - 4th Season - UConn '01

ASSOCIATE HEAD COACH: Tom Garrick - 4th Season - Rhode Island '88

ASSISTANT COACH: Ashley Earley - 4th Season - Vanderbilt '05

ASSISTANT COACH: Kevin DeMille - 4th Season - UConn '13

ASSISTANT COACH/AST. DIRECTOR OF OPERATIONS: Eric Mundinger - 3rd Season - Memphis '20

PRONUNCIATION

JADA BROWN: (Jay-Duh)

LEILANI KAPINUS: (LAY-lawn-EE, Cap-n-IS)

AGA MAKURAT: (Ah-gah, Mock-ew-Rah)

AIYANA MITCHELL: (Eye-on-Uh)

IYANA MOORE: (Eye-on-Uh)

JANE NWABA: (Wah-Buh)

KHAMIL PIERRE: (KAH-Meel, Pea-Air)

JUSTINE PISSOTT: (Jus-TEEN, Pih-SOT)

SACHA WASHINGTON: (Sah-SHUH)

SEC STANDINGS (AS OF DEC. 19, 2024)

Team	Record	SEC	Streak
5/3 LSU	14-0	0-0	W-14
18/16 Tennessee	9-0	0-0	W-8
2/2 South Carolina	11-1	0-0	W-6
6/6 Texas	11-1	0-0	W-4
Vanderbilt (RV/RV)	11-1	0-0	W-4
Mississippi State (RV/RV)	11-1	0-0	W-3
10/11 Oklahoma	10-1	0-0	W-4
RV/24 Alabama	10-1	0-0	W-1
16/15 Kentucky	9-1	0-0	W-2
Auburn	8-3	0-0	W-3
Missouri	10-4	0-0	L-1
25/RV Ole Miss	7-3	0-0	W-2
Florida	7-5	0-0	L-1
Georgia	7-5	0-0	W-2
Texas A&M	7-5	0-0	W-2
Arkansas	6-8	0-0	L-3

POLLS

Associated Press Top 25 as of Dec. 16

1) UCLA (30)	14) West Virginia
2) South Carolina* (1)	15) Michigan State*
3) Notre Dame	16) Kentucky*
4) UConn	17) Georgia Tech
5) LSU*	18) Tennessee*
6) Texas*	19) North Carolina
7) Southern Cal	20) Michigan
8) Maryland	21) NC State
9) Duke	22) Iowa
10) Oklahoma*	23) Nebraska
11) Ohio State	24) California
12) TCU	25) Ole Miss*
13) Kansas State	*Vanderbilt Opponent

Received Votes: Alabama*, Iowa State, Illinois, Utah, Vanderbilt, South Dakota State, Richmond, Creighton, Oklahoma State, Harvard, Mississippi State*

USA Today/WBCA Coaches Top 25 as of Dec. 17

1) UCLA (31)	14) West Virginia
2) South Carolina*	15) Kentucky*
3) LSU*	16) Tennessee*
4) Notre Dame	17) Michigan State*
5) UConn	18) North Carolina
6) Texas*	19) NC State*
7) Southern Cal	20) Georgia Tech
8) Maryland	21) Baylor
9) Ohio State	22) Iowa
10) Duke	23) Iowa State
11) Oklahoma*	24) Alabama*
12) Kansas State	25) Michigan
13) TCU	*Vanderbilt Opponent

Received Votes: Ole Miss, California, Nebraska, Illinois, Mississippi State*, Wisconsin, Florida State, Utah, Vanderbilt, South Dakota State, George Mason





TV/RADIO ROSTER

**1 Mikayla Blakes**

G // 5-8 // Fr.
Somerset, N.J.
Rutgers Prep HS

**2 Jada Brown**

G // 5-8 // Jr.
Bentonville, Ark.
Bentonville HS

**4 Madison Greene**

G // 5-6 // So.
Columbus, Ohio
Pickerington Central HS

**5 Leilani Kapinus**

G // 5-10 // Gr.
Madison, Wis.
Penn State
James Madison Memorial HS

**10 Jane Nwaba**

F // 5-10 // Gr.
Carson, Calif.
Pepperdine
Palisades Charter HS

**11 Jordyn Oliver**

G // 5-10 // Gr.
Prosper, Texas
Duke // Baylor
Prosper HS

**12 Khamil Pierre**

F // 6-2 // So.
Phoenix, Ariz.
Perry HS

**13 Justine Pissott**

G/F // 6-4 // Jr.
Toms River, N.J.
Tennessee
Red Bank Catholic HS

**14 Aiyana Mitchell**


F // 6-4 // So.
Colorado Springs, Colo.
Fountain-Fort Carson HS

**23 Iyana Moore**

G // 5-8 // Sr.
Milwaukee, Wis.
Blackman HS

**24 AGA Makurat**

G // 6-2 // So.
Sierakowice, Poland
Sopocka Akademia
Tenisowa

**30 Trinity Wilson**

F // 6-3 // Fr.
Lakeville, Minn.
Lakeville North HS

**35 Sacha Washington**

F // 6-2 // Sr.
Lawrenceville, Ga.
Lawrenceville HS

COACHING STAFF

**Shea Ralph**


Head Coach
4th Season

**Tom Garrick**


Associate
Head Coach
4th Season

**Ashley Earley**

Assistant Coach
4th Season

**Kevin DeMille**

Assistant Coach
4th Season

**Eric Munding**

Assistant Coach
3rd Season



PLAYER QUICK NOTES



1 • MIKAYLA BLAKES

G • 5-8 • Fr. • Somerset, N.J. (Rutgers Prep HS)
Undeclared

	GP-GS	MIN/G	FG%	3FG%	FT%	R/G	A/G	STL	BLK	PTS/G
24-25	12-12	28.4	45.3	33.3	87.0	2.5	3.5	2.8	0.2	20.0
CAREER	12-12	28.4	45.3	33.3	87.0	2.5	3.5	2.8	0.2	20.0

- 3x SEC Freshman of the Week Nov. 19, Nov. 26, Dec. 10
- First Dore to score double-digit points in all 12 games to begin her Vandy career since at least 1999-00
- Her 29 pts vs. Butler ties her for the 5th-most points scored by a Vandy freshman
- Had 23 pts, 5 reb, 5 ast, 2 stl in her first college game

TOP GAMES

	PTS	REB	AST
24-25 SEASON	29, Butler (11/17/24)		
24-25 SEASON	5, Lipscomb (11/4/24)		
24-25 SEASON	8, Hampton (11/20/24)		
CAREER	29, Butler (11/17/24)	5, Lipscomb (11/4/24)	8, Hampton (11/20/24)



2 • JADA BROWN

G • 5-8 • Jr. • Bentonville, Ark. (Bentonville HS)
Human & Organizational Development • (Jay-Duh)

	GP-GS	MIN/G	FG%	3FG%	FT%	R/G	A/G	STL	BLK	PTS/G
24-25	8-0	5.7	50.0	50.0	1.000	1.0	0.4	0.5	0.0	1.1
CAREER	57-22	14.2	28.4	28.5	81.8	0.9	0.6	0.4	0.0	2.7

- Scored 4 pts in 13 min. vs. Lipscomb in the 2024-25 season opener
- Two-time SEC Winter Academic Honor Roll
- Made 22 career starts, all in '22-23
- Scored career-high 12 points vs. No. 13/11 NC State (11/24/22)

TOP GAMES

	PTS	REB	AST
24-25 SEASON	4, Lipscomb (11/4/24)		
24-25 SEASON	2 (3x), Last: App St. (12/1/24)		
24-25 SEASON	1 (3x), Last: App St. (12/1/24)		
CAREER	12, vs. NC State (11/24/22)	4 (4x), Last: Radford (12/31/22)	5, Tarleton State (11/15/22)



4 • MADISON GREENE

G • 5-6 • So. • Columbus, Ohio (Pickerington Central HS)
Medicine, Health & Society

	GP-GS	MIN/G	FG%	3FG%	FT%	R/G	A/G	STL	BLK	PTS/G
24-25	12-4	25.2	46.1	36.4	88.9	2.9	1.9	1.8	0.1	9.8
CAREER	23-4	22.6	44.4	36.1	84.8	2.2	1.6	1.6	0.1	8.4

- Scored a career-high 25 pts at Dayton
- Leads the team in points off the bench at 12.0 ppg
- Made her first career start at South Fla. (11/14) and scored 15 points with a career-best 5 3-pt FG
- Scored double-digit pts off the bench in 5 games this season

TOP GAMES

	PTS	REB	AST
24-25 SEASON	25, at Dayton (12/19/24)		
24-25 SEASON	5 (2x), Last: at Dayton (12/19/24)		
24-25 SEASON	6, Samford (11/22/24)		
CAREER	25, at Dayton (12/19/24)	5 (2x), Last: at Dayton (12/19/24)	6, Samford (11/22/24)



5 • LEILANI KAPINUS

G • 5-10 • Gr. • Madison, Wis. (Penn State)
Human Development Studies • (LAY-lawn-EE, Cap-N-IS)

	GP-GS	MIN/G	FG%	3FG%	FT%	R/G	A/G	STL	BLK	PTS/G
24-25	11-0	19.5	43.4	28.6	72.2	4.2	2.1	2.3	0.6	5.7
CAREER	106-94	26.5	48.0	28.1	66.3	6.2	2.2	2.4	1.1	10.3

- Recorded two double-doubles on the year
- Made her Vanderbilt debut on Nov. 8 vs. Austin Peay
- Two-Time All-Big Ten HM & Defensive Team ('23, '24)
- Her 228 steals at Penn State ranks 11th in school history
- 8 pts away from scoring 1,100 pts collegiate pts

TOP GAMES

	PTS	REB	AST
24-25 SEASON	11, Samford (11/22/24)		
24-25 SEASON	11, Evansville (12/14/24)		
24-25 SEASON	6, Samford (11/22/24)		
CAREER	25, vs. Saint Francis (12/17/23)	15, vs. George Mason (3/21/24)	6 (2x), Last: Samford (11/22/24)



10 • JANE NWABA

G • 5-10 • Gr. • Carlson, Calif. (Pepperdine)
Medicine, Health & Society • (Wah-BUH)

	GP-GS	MIN/G	FG%	3FG%	FT%	R/G	A/G	STL	BLK	PTS/G
24-25	12-10	15.5	50.0	29.4	81.8	2.4	1.0	0.8	0.6	5.3
CAREER	117-74	23.4	42.2	24.0	60.8	5.0	1.7	1.0	0.4	7.2

- Scored a season-high 12 pts vs. App State (Dec. 1)
- All-WCC Honorable Mention ('24)
- Collected 11 career double-doubles, with nine coming during '23-24
- Averaged 10.0 pts, 6.9 reb, 2.6 ast, & 1.1 stl over her final two seasons at Pepperdine

TOP GAMES

	PTS	REB	AST
24-25 SEASON	12, Appalachian St. (12/1/24)		
24-25 SEASON	6, Lipscomb (11/4/24)		
24-25 SEASON	3, Lipscomb (11/4/24)		
CAREER	22, San Francisco (2/1/24)	12 (3x), Last: at LMU (1/27/24)	8, at San Francisco (1/11/24)



11 • JORDYN OLIVER

G • 5-10 • Gr. • Carlson, Calif. (Baylor • Duke)
Leadership & Organizational Performance

	GP-GS	MIN/G	FG%	3FG%	FT%	R/G	A/G	STL	BLK	PTS/G
24-25	12-12	28.4	44.6	0.0	87.5	5.5	3.3	1.2	0.3	4.8
CAREER	125-45	18.1	49.8	23.1	51.6	3.5	2.4	0.8	0.3	4.1

- Dished out 3-plus ast in 8 of her last 10 games
- Appeared in 125 collegiate games with 45 starts
- One of two players to start in all 12 games - M. Blakes
- Played 2 seasons at Baylor then 1 year at Duke
- ESPN 5-Star Recruit & McDonald's All-American in '19

TOP GAMES

	PTS	REB	AST
24-25 SEASON	10, vs. Michigan State (11/27/24)		
24-25 SEASON	9, at Miami (12/4/24)		
24-25 SEASON	7, at Dayton (12/19/24)		
CAREER	15 (2x), Last: WKU (11/15/23)	11 (2x), Last: vs. UNI (11/25/23)	10, Northwestern St. (12/18/20)



12 • KHAMIL PIERRE

F • 6-2 • So. • Phoenix, Ariz. (Perry HS)
Undeclared • (KAH-Meel, Pea-Air)

	GP-GS	MIN/G	FG%	3FG%	FT%	R/G	A/G	STL	BLK	PTS/G
24-25	11-11	27.9	57.9	0.0	64.6	11.6	1.6	4.0	0.1	22.1
CAREER	44-22	21.4	48.4	18.2	66.0	6.9	0.9	1.8	0.4	12.2

- 2-x SEC Player of the Week - Nov. 26, Dec. 17
- Scored a school-record 42 pts vs. Evansville (Dec. 14)
- Ranks second in NCAA in double-doubles (9)
- Only NCAA D-I player to average at over 22.0 ppg and 11.0 rpg this season
- Leads the team in scoring at 22.9 ppg

TOP GAMES

	PTS	REB	AST
24-25 SEASON	42, Evansville (12/14/24)		
24-25 SEASON	18, Evansville (12/14/24)		
24-25 SEASON	5, at Dayton (12/14/24)		
CAREER	42, Evansville (12/14/24)	18, Evansville (12/14/24)	5, at Dayton (12/14/24)



13 • JUSTINE PISSOTT

G/F • 6-4 • Jr. • Toms River, N.J. (Tennessee)
Human & Organizational Development • (Pih-SOT)

	GP-GS	MIN/G	FG%	3FG%	FT%	R/G	A/G	STL	BLK	PTS/G
24-25	7-0	9.0	29.2	25.0	1.000	2.4	0.3	0.3	0.0	2.9
CAREER	67-28	14.2	34.6	33.5	80.0	1.7	0.6	0.2	0.3	4.4

- Collected a season-best 7 reb. vs. App State
- Made season debut vs. Butler (Nov. 17)
- Appeared in 33 games and made 28 starts in her first season at Vanderbilt in '23-24
- Second on the team with 52 made 3-pointers
- Played one seasons at Tennessee

TOP GAMES

	PTS	REB	AST
24-25 SEASON	6, Samford (11/22/24)		
24-25 SEASON	7, Appalachian St. (12/1/24)		
24-25 SEASON	1 (2x), Last: App St. (12/1/24)		
CAREER	17, Dayton (12/20/23)	7, Appalachian St. (12/1/24)	4 (2x), Last: at UT Martin (11/9/23)



14 • AIYANA MITCHELL

F • 6-4 • So. • Colorado Springs, Colo. (Fountain-Carson HS)
Undeclared • (EYE-ON-UH)

	GP-GS	MIN/G	FG%	3FG%	FT%	R/G	A/G	STL	BLK	PTS/G
24-25	12-1	12.0	59.1	0.0	60.0	3.3	0.2	0.7	0.4	5.3
CAREER	27-1	7.5	58.2	0.0	58.3	1.9	0.1	0.3	0.3	2.9

- Averaging 5.3 ppg and 3.3 rpg in 11 games in '24-25
- Made her first career start vs. App State (Dec. 1)
- Pulled down a career-high 6 reb. vs. Mich. State & App State
- Scored career-high 10 pts twice this season

TOP GAMES

	PTS	REB	AST
24-25 SEASON	10 (2x), Last: App St. (12/1/24)		
24-25 SEASON	6 (2x), Last: App St. (12/1/24)		
24-25 SEASON	1 (2x), Last: Hampton (11/20/24)		
CAREER	10 (2x), Last: App St. (12/1/24)	6 (2x), Last: App St. (12/1/24)	1 (2x), Last: Hampton (11/20/24)



23 • IYANA MOORE

G • 5-8 • Sr. • Milwaukee, Wis. (Blackman HS)
Human & Organizational Development • (EYE-ON-UH)

	GP-GS	MIN/G	FG%	3FG%	FT%	R/G	A/G	STL	BLK	PTS/G
24-25	11-10	28.9	35.8	34.9	75.0	2.8	2.7	0.7	0.2	11.5
CAREER	79-60	32.2	37.4	35.8	81.1	3.2	2.7	1.4	0.1	13.2

- Third on the team in scoring at 11.5 ppg
- Her 1,039 pts is tied for 35th in school history
- Scored her 1,000th career pt vs. App State
- All-SEC Second Team ('24)
- On a 5-game double-digit scoring streak

TOP GAMES

	PTS	REB	AST
24-25 SEASON	17, Michigan State (11/27/24)		
24-25 SEASON	6 (2x), Last: Samford (11/22/24)		
24-25 SEASON	7, at Miami (12/4/24)		
CAREER	37, at Kentucky (1/11/24)	9, at Missouri (2/29/24)	8, at Kentucky (1/11/24)



PLAYER QUICK NOTES



24 • AGA MAKURAT

G • 6-2 • So. • Sierakowice, Poland (Sopocka Akademia Tenisowa)
Human & Organizational Development • (AH-Gah MOCK-ew-RAH)

	GP-GS	MIN/G	FG%	3FG%	FT%	R/G	A/G	STL	BLK	PTS/G
24-25	8-0	13.1	27.5	23.3	1.000	2.8	0.9	0.3	0.5	3.8
CAREER	41-3	14.0	32.5	30.0	80.0	1.7	0.6	0.3	0.5	3.9

- Scored a season-high 10 pts vs. App State
- Appeared in 41 games and made three starts at Vanderbilt
- Shot 32.2% from behind the arc in '23-24
- Vanderbilt was 3-0 in games she started
- Led the Commodores in scoring twice in '23-24

TOP GAMES

24-25 SEASON	CAREER
PTS 10, Appalachian St. (12/1/24)	PTS 18 (2x), Last: at South Carolina (1/28/24)
REB 5, Hampton (11/20/24)	REB 7, at South Carolina (1/28/24)
AST 3, Appalachian St. (12/1/24)	AST 3 (3x), Last: App State (12/1/24)



30 • TRINITY WILSON

F • 6-3 • Fr. • Lakeville, Minn. (Lakeville North HS)
Undeclared

	GP-GS	MIN/G	FG%	3FG%	FT%	R/G	A/G	STL	BLK	PTS/G
24-25	6-0	5.6	31.3	---	33.3	2.0	0.5	0.0	0.2	1.8
CAREER	6-0	5.6	31.3	---	33.3	2.0	0.5	0.0	0.2	1.8

- Pulled down 5 reb and scored 2 pts in her debut vs. Lipscomb (11/4/24)
- Ranked the fifth-best player in Minnesota according to PrepGirlsHoops.com
- Selected to Minnesota All-Star Basketball Game
- Collected over 1,000 pts and 1,000 reb during her prep career

TOP GAMES

24-25 SEASON	CAREER
PTS 4, Austin Peay (11/8/24)	PTS 4, Austin Peay (11/8/24)
REB 5 (2x), Last: APSU (11/8/24)	REB 5 (2x), Last: APSU (11/8/24)
AST 1 (3x), Last: App State (12/1/24)	AST 1 (3x), Last: App State (12/1/24)



35 • SACHA WASHINGTON

F • 6-2 • Sr. • Lawrenceville, Ga. (Collins Hill HS)
Human & Organizational Development • (Sah-SHUH)

	GP-GS	MIN/G	FG%	3FG%	FT%	R/G	A/G	STL	BLK	PTS/G
24-25	---	---	---	---	---	---	---	---	---	---
CAREER	99-72	24.9	.487	.000	.639	7.3	1.1	1.0	1.1	10.2

- Redshirting during the '24-25
- Cheryl Miller Award Preseason Watchlist
- Appeared in 99 games and made 72 starts in three seasons at Vanderbilt
- Led the team with 8 double-doubles in '23-24
- Led Vandy with 7.9 rpg in '23-24

TOP GAMES

24-25 SEASON	CAREER
PTS --	PTS 33, vs. La. Tech (12/03/22)
REB --	REB 17, Fairfield (11/12/23)
AST --	AST 7, Fairfield (11/12/23)



HC SHEA RALPH

Fourth Season • UConn '01
7-Time NCAA National Champion • 2000 NCAA Tournament MOP

- 62-49 overall record through three seasons at Vanderbilt
- Guided Vanderbilt to its first NCAA Tournament bid since the 2014 NCAA Tournament in 2023-24 and posted the Dores' first NCAA Tournament victory since 2013
- Posted the largest win improvement from one season to next in school history during the 2023-24 season, as Vandy's 23 victories marked an 11-win improvement from 2022-23
- Guided Vandy to a school record six SEC road wins in '23-'24
- Five players have earned All-SEC honors under Ralph

RALPH COACHING CAREER AT VANDERBILT

SEASON	OVERALL	SEC	SEC FINISH	POSTSEASON
2021-22	16-19	4-12	T-12th	WNIT Sweet 16
2022-23	12-19	3-13	12th	--
2023-24	23-10	9-7	6th	NCAA 1st Rd
2024-25	11-1	0-0	--	--
TOTAL	62-49	16-32		1 NCAA, 1 WNIT

DORE NOTES

PIERRE'S 42-POINT PERFORMANCE

Khamil Pierre put on one of the most memorable performances in Vanderbilt women's basketball history in the 106-40 win over Evansville on Dec. 14. She posted 42 points, 18 rebounds, and eight steals in the win over the Purple Aces. Her 42-point performance set a new program record for most points scored in a single game, passing the previous mark of 41 points shared by Chantelle Anderson (Feb. 8, 2001) and Cija Harbison (Jan. 29, 2023).

The 6-2 forward started her day with a bang against the Purple Aces, scoring 20 points in the first quarter. Pierre's performance in the opening frame on Saturday marked the most points scored by a Commodore in the first quarter in program history. Additionally, Pierre ties Marnelle Garraud's program record for most points scored in any quarter, which was set on Jan. 16, 2023, in the fourth quarter at Arkansas.

Her 19 made field goals tie the program record for more field goals made in a game in Vanderbilt history, tying Anderson's 19 made field goals in her 40-point performance vs. Portland State. The 19 made field goals are also the sixth-most in SEC history.

The 42 points scored are the most in an NCAA Division I game this season. It is also tied for the most points scored by an SEC player since the 2020-21 season.

KHAMIL COMING UP ACES AGAINST EVANSVILLE

The 42 points, 18 rebounds, and eight steals for Khamil Pierre against Evansville establish new career highs in each category. Her combined 60 points and rebounds are the most collected by a Vanderbilt women's basketball player in a game in program history. Her 42-point performance last Saturday also extended her career-long double-digit scoring streak to 13 games dating back to last season. She also collected her eighth double-double of the season, which is tied for the sixth-most in a season since 1999-00.

Pierre is the fifth NCAA Division I women's basketball player since 1999-00 to have a game stat line of 40-plus points, 15-plus rebounds, and 5-plus steals, and she is the first player to accomplish the feat since the 2013-14 season. Pierre is the fifth Commodore since 1999-00 to have a game with 30-plus points and 10-plus rebounds.

DYNAMIC DUO

Sophomore Khamil Pierre and freshman Mikayla Blakes are the only pair of teammates in all of NCAA Division I to average over 20.0 points per game. Pierre enters the weekend ranked sixth nationally at 22.9 points per contest, while Blakes' 20.0 points per contest is 20th in the nation and the highest scoring average by a freshman in NCAA Division I this season. Combined, Pierre and Blakes are averaging a combined 42.9 points per game this season.

KHAMIL AMONG THE NATION'S BEST

Sophomore Khamil Pierre ranks inside the top six nationally in five different categories entering the weekend. She is second in NCAA Division I in double-doubles (9), second in steals (44) fourth in rebounds per game (11.6), third in steals per game (4.0), and sixth in scoring (22.1).





DORE NOTES

BLAKES LEADING THE FRESHMEN

First-year guard Mikayla Blakes is making a case to be an early frontrunner for national freshman of the year. The 5-8 guard leads all NCAA Division I freshmen in scoring at 20.0 points per game and was the first freshman in NCAA Division I to score over 200 points this season.

Blakes is the only player to rank inside the top 10 among freshmen nationally in scoring, assists, and steals. Additionally, she leads all NCAA Division I freshmen in points scored (240), steals (34) and steals per game (2.83). The guard also ranks inside the top 10 among all freshmen in the country in made 3-point field goals (4th; 29), assists (7th; 42) and field goal percentage (10th; 46.3 percent).

The Somerset, New Jersey, native has won SEC Freshman of the Week three times. She is the only Power 4 player to win their conference's weekly freshman award three times this season.

KHAMIL'S PUTTING UP ELITE NUMBERS

Sophomore Khamil Pierre is the only NCAA Division I players to average over 22.0 points and 11.0 rebounds this season. The 6-2 forward is putting up a team-best 22.1 points per game and 11.6 rebounds per contest. Her nine double-doubles this season are the second-most in the nation.

Pierre currently leads the SEC in steals (44), and steals per game (4.0). She ranks in the top three in the conference in double-doubles (2nd; 9), points per game (2nd; 22.1), rebounds (2nd; 128), rebounds per game (2nd; 11.6), field goals made (3rd; 106), field goal percentage (4th; 57.9), and points scored (4th; 243).

MITCH'S IMPROVEMENT

Sophomore Aiyana Mitchell made her first collegiate start on Dec. 1 against Appalachian State. The 6-4 forward matched her career highs in points (10) and rebound (6) in a career-best 20 minutes of action against the Mountaineers. Mitchell is averaging a career-best 5.3 points and 3.3 rebounds through 12 games this season.

2024-25 GAME-BY-GAME STARTERS

Team	G	G	G	F	F	Result
Lipscomb	Blakes	Moore	Nwaba	Oliver	Pierre	W, 102-50
Austin Peay	Blakes	Moore	Nwaba	Oliver	Pierre	W, 93-37
at South Florida	Blakes	Greene	Nwaba	Oliver	Pierre	W, 62-49
Butler	Blakes	Greene	Nwaba	Oliver	Pierre	W, 81-52
Hampton	Blakes	Moore	Nwaba	Oliver	Pierre	W, 94-46
Samford	Blakes	Moore	Nwaba	Oliver	Pierre	W, 104-59
vs. Arizona	Blakes	Greene	Moore	Oliver	Pierre	W, 71-60
vs. Michigan State	Blakes	Greene	Moore	Oliver	Pierre	L, 78-70
Appalachian State	Blakes	Moore	Nwaba	Oliver	Mitchell	W, 94-40
at Miami	Blakes	Moore	Nwaba	Oliver	Pierre	W, 88-70
Evansville	Blakes	Moore	Nwaba	Oliver	Pierre	W, 106-40
at Miami	Blakes	Moore	Nwaba	Oliver	Pierre	W, 80-66

LINEUP RECORDS

Blakes/Moore/Nwaba/Oliver/Pierre	6-0
Blakes/Greene/Nwaba/Oliver/Pierre	2-0
Blakes/Moore/Nwaba/Oliver/Pierre	1-0
Blakes/Moore/Nwaba/Oliver/Mitchell	1-0
Blakes/Greene/Moore/Oliver/Pierre	1-1

STAT SUPERLATIVES

MOST GAMES PLAYED

125, JORDYN OLIVER*

MOST GAMES PLAYED AT VANDY

99, SACHA WASHINGTON

MOST GAMES STARTED

94, LEILANI KAPINUS*

MOST GAMES STARTED AT VANDY

76, SACHA WASHINGTON

MOST CONSECUTIVE GAMES PLAYED

31, JORDYN OLIVER

MOST CONSECUTIVE GAMES STARTED

12, MIKAYLA BLAKES/JORDYN OLIVER

GAMES W/ DOUBLE-DIGIT POINTS

	2024-25 CAREER	
MIKAYLA BLAKES	12	12
KHAMIL PIERRE	11	25
IYANA MOORE	8	52
MADISON GREENE	6	9
LEILANI KAPINUS*	2	61
AIYANA MITCHELL	2	2
JANE NWABA*	1	37
JORDYN OLIVER*	1	11
AGA MAKURAT	1	4
SACHA WASHINGTON	--	50
JUSTINE PISSOTT*	--	8
JADA BROWN	--	2

GAMES W/ DOUBLE-DIGIT REBOUNDS

	2024-25 CAREER	
KHAMIL PIERRE	9	13
LEILANI KAPINUS*	2	16
SACHA WASHINGTON	--	27
JANE NWABA*	--	14
JORDYN OLIVER*	--	3

DOUBLE-DOUBLES

	2024-25 CAREER	
KHAMIL PIERRE	9	13
LEILANI KAPINUS*	2	14
SACHA WASHINGTON	--	22
JANE NWABA*	--	11
JORDYN OLIVER*	--	3

20-PLUS POINT GAMES

	2024-25 CAREER	
MIKAYLA BLAKES	7	7
KHAMIL PIERRE	6	7
MADISON GREENE	1	1
IYANA MOORE	--	13
SACHA WASHINGTON	--	6
LEILANI KAPINUS*	--	6
JANE NWABA*	--	1

30-PLUS POINT GAMES

	2024-25 CAREER	
IYANA MOORE	--	2
SACHA WASHINGTON	--	1
KHAMIL PIERRE	1	1

40-PLUS POINT GAMES

	2024-25 CAREER	
KHAMIL PIERRE	1	1

CURRENT DOUBLE-DIGIT SCORING STREAK

14, KHAMIL PIERRE

CONSECUTIVE GAMES W/ MADE 3-POINTER

12, MIKAYLA BLAKES

CONSECUTIVE GAMES W/ AN ASSIST

12, MIKAYLA BLAKES

CONSECUTIVE GAMES W/ A BLOCK

N/A

CONSECUTIVE GAMES W/ A STEAL

8, KHAMIL PIERRE

* STARTED COLLEGIATE CAREER AT ANOTHER SCHOOL





DORE NOTES

BREAKING THE CENTURY MARK

Vanderbilt scored 100-plus points for the third time this season in the 106-40 win over Evansville on Dec. 14. The 106 points against the Purple Aces are the most scored in a game under head coach Shea Ralph. Vandy previously registered a 102-50 win over Lipscomb in the season opener on Nov. 4 and on Nov. 22 in a 104-59 win over Samford. The last time the Commodores scored over 100 points in multiple games in a season came during the 2010-11 campaign.

WINNING BIG

Vanderbilt holds the eighth-best margin of victory in the nation coming into Saturday. The Commodores have been beating teams by an average of 33.3 points per game this season. Vandy has posted six wins of 50-plus points through the first 12 games of the 2024-25 season.

DOUBLE-DOUBLE MACHINE

Khamil Pierre is second in NCAA Division I with nine double-doubles entering the weekend. She is one of three players nationally to collect nine or more double-doubles during the 2024-25 season.

HISTORIC START

Freshman Mikayla Blakes has scored 10-plus points in each of her first 12 games to begin her Vanderbilt career. She is the first Dore since at least 1999-00 to open their Vandy career with 12-straight games with 10-plus points.

BLAKES WINS THIRD SEC FRESHMAN OF THE WEEK

The SEC announced on Dec. 10 that Vanderbilt women's basketball guard Mikayla Blakes has been named the SEC Freshman of the Week for the third time this season. The guard scored 26 points at Miami on Dec. 4 to help the Dores register an 88-70 win in their only game last week. Her 26 points against the Hurricanes were the most points scored by an SEC freshman that week. Additionally, her 26-point outing against the Canes marked the third-most points scored by a Vanderbilt freshman in a true road contest in program history and ranks as the 12th-most scored in a contest by a Commodore frosh.

SETTING QUARTER RECORDS

Vanderbilt outscored Appalachian State 33-2 in the first quarter en route to a 94-40 win on Dec. 1. The two points scored against the Commodores were the fewest points the program has allowed in any quarter in school history. The plus-31-point advantage at the end of the quarter marked the largest scoring margin in a single quarter in program history. The NCAA moved women's basketball from two halves to four quarters prior to the start of the 2015-16 season.

MIXING AND MATCHING

Vanderbilt used its fourth different starting lineup in the Dec. 1 win over Appalachian State, as graduate student Jane Nwaba returned to the starting five and sophomore Aiyana Mitchell made her first career start. Mitchell makes the seventh different Commodore to record a start through the season's first 10 games.

SHARING THE BALL

Vanderbilt dished out a season-high 23 assists in the Nov. 22 win over Samford. The Commodores have collected 20 or more assists in back-to-back games coming into the Acrisure Classic, as they also posted 22 assists in the victory over Hampton on Nov. 20. Graduate student Jordyn Oliver has handed out three or more assists in eight of her last 10 games, with a high mark of seven at Dayton on Dec. 19.

PIERRE NAMED SEC PLAYER OF THE WEEK

Sophomore Khamil Pierre was named SEC Player of the Week for the first time in her career on Nov. 26. She averaged 18.0 points, 12.0 rebounds, and 3.5 steals in a pair of home wins over Hampton (Nov. 20) and Samford (Nov. 22). The two double-doubles pushed her season total to an NCAA-best five. Her 17 made field goals were the second-most during the week, as she shot 56.7 percent from the field. Pierre's 12.0 rebounds per game average was second-highest in the SEC last week. She scored double-digit points in both contests this week to extend her career-best double-digit scoring average to nine games dating back to last season. The sophomore is one of four NCAA Division I players who have posted a double-double in all but one game their team has played this season, while she is one of seven players in the nation averaging at least 19.0 points and 11.0 rebounds.

BLAKES PICKS UP HER SECOND SEC FRESHMAN OF THE WEEK AWARD

Mikayla Blakes was named SEC Freshman of the Week for the second-straight week on Nov. 26. Blakes averaged 18.0 points and led all SEC freshmen at 6.5 assists per game last week. The guard contributed 33.0 points per game between points and assists in a pair of Vandy wins. Her career-high eight assists against Hampton on Nov. 20 were the most by an SEC player this week and the second-most by an SEC freshman this season. The guard was extremely efficient from the field, shooting 53.8 percent (14-of-26). She leads all SEC freshmen in scoring at 20.0 points per game. Blakes is the first Vanderbilt freshman since 2009-10 to score 14 or more points and have two or more steals in each of their first six games.

DOUBLE-DOUBLE DUO

Sophomore Khamil Pierre and graduate student Leilani Kapinus became the first set of Commodore teammates to record a double-double in the same game this season the win over Samford on Nov. 22. Pierre registered 21 points and 12 rebounds to post her fifth double-double of the season, while Kapinus collected 11 points and 10 rebounds to record her first at Vanderbilt. It is the first time since March 7, 2024, that two Vanderbilt players posted a double-double in the same game, as Pierre and Sacha Washington accomplished the feat against Florida in the second round of the 2024 SEC Tournament.

BLAKES' CONTRIBUTIONS

Freshman Mikayla Blakes scored 22 points and dished out a career-high eight assists vs. Hampton on Nov. 20. She scored or had an assist on a total of 41 points against Lady Pirates, contributing to 44 percent of Vanderbilt's 94 points scored. Her career-best eight assists against Hampton on are the most by the second-most by an SEC freshman this season.

BLAKES EARNS HER FIRST SEC FRESHMAN OF THE WEEK HONOR

Mikayla Blakes earned the first SEC weekly honor of her career, as she was named the SEC Freshman of the Week on Tuesday. The Somerset, New Jersey, native led all SEC freshmen in scoring during the week, putting up 22.5 points per game in a pair of Commodore wins. She is the first Commodore to be named SEC Freshman of the Week since Khamil Pierre, who captured the award a school-record five times during the 2023-24 campaign. Blakes becomes the fifth player to win the conference's weekly freshman honor under head coach Shea Ralph, joining Pierre, Ryanne Allen, Iyana Moore, and Sacha Washington.

BLAKES' BIG NIGHT VS. BUTLER

Freshman Mikayla Blakes dropped a career-high 29 points in the 81-52 home win against Butler on Nov. 17. Her 29-point performance vs. the Bulldogs is tied for the fifth-most points scored in a game by a Vanderbilt freshman. She matches with Kady Schran (vs. LSU, Jan. 29, 2012), Barbara Brackman (vs. Duke, March 13, 1982), and Harriet Brumfield (at Delta State, Feb. 20, 1982, and vs. Northwestern, Nov. 27, 1981).

PIERRE'S SEASON-OPENING DOUBLE-DOUBLE STREAK

Khamil Pierre opened the 2024-25 season posting a double-double in three-straight games. She became the first Commodore since Koi Love in 2020-21 to open a season collecting three-straight double-doubles.

GREENE MAKING THE MOST OF HER FIRST START

Sophomore Madison Greene shined in her first career start at Vanderbilt in the 62-49 win at South Florida on Nov. 14. The guard was inserted into the lineup with senior Iyana Moore battling back spasms and turned in a season-high 15 points. Greene hit a career-best five 3-point field goals against the Bulldogs. She is the first Commodore to hit five 3-pointers in a game since Justine Pissott against Dayton on Dec. 20, 2023.

SEASON-OPENING DOUBLE-DOUBLE FOR KHAMIL

Khamil Pierre got her sophomore campaign started in a big way, as the 6-2 forward scored 25 points and pulled down 14 rebounds in the season-opening win over Lipscomb. It was the first time that a Commodore posted a double-double in a season opener since Koi Love's 24-point, 10-rebound performance at Little Rock in the first game of the 2020-21 season. It is Pierre's fifth career double-double, while she extended her double-digit scoring streak to four games dating back to last season.





DORE NOTES

A REMARKABLE DEBUT

Freshman Mikayla Blakes put on a spectacular showing in her Vanderbilt debut this past Monday, as she recorded 23 points, five assists, and five rebounds to go along with a pair of steals. She is the first Commodore to score 23 or more points in their debut game since Rebekah Dahlman's 23-point outing in her debut on Nov. 11, 2013, against Appalachian State.

GREENE'S RETURN

Madison Greene had a standout return to the court after missing the final 22 games last season. Greene recorded 14 points in 28 minutes off the bench in the season opener vs. Lipscomb on Nov. 4. She also established new career highs in steals (6), assists (4), and field goals made (6) in her return against the Bisons.

100-POINT BREAKOUT IN THE SEASON OPENER

Vanderbilt scored 100-plus points in a game for the first time since putting up 106 points in a 106-55 win at Tennessee State on Nov. 25, 2019. It was the first time under head coach Shea Ralph that the Commodores have tallied 100 or more points in a game. It was also the first time that Vandy scored 100-plus points at Memorial Gym since they knocked off Quinnipiac, 111-53, on Nov. 26, 2010. It is also the 47th time that Vanderbilt women's basketball has scored 100 or more points in a game in program history.

RETURNING FIRE POWER

Vanderbilt returns 78.4 percent of its scoring from last season as the Commodores bring back nine players from the 2023-24 roster. The group of returnees includes five players who started 10 or more games for the Dores a year ago, four of which started for Vandy during last year's NCAA Tournament run.

EXPERIENCED ROSTER

Vanderbilt is one of the most experienced teams in the SEC this season, as they have four players who have played in 90-plus games during their college career. That list includes Jordyn Oliver (114), Jane Nwaba (106), Sacha Washington (99), and Leilani KAPINUS (95). The Commodores are one of four SEC teams that have four or more players who have played in 90 more collegiate games.

WATCH OUT FOR WASHINGTON

Senior Sacha Washington was among 20 players named to the 2025 Cheryl Miller Award preseason watchlist, which goes to the nation's top small forward. Washington is the first Commodore to be considered for the Miller Award. The Lawrenceville, Georgia, native had a career year in 2023-24, as she averaged a personal-best 12.1 points and 7.9 rebounds per game. She shot 52.6 percent from the floor, had a team-best 44 blocks, and started in all 33 contests. The 6-2 forward scored double-digits in 18 games, which included a career-high 33 points against Louisiana Tech. She pulled down 10 or more rebounds in 10 contests and had nine double-doubles last season.

MOORE PRODUCTION

Senior Iyana Moore comes into Friday riding an nine-game double-digit scoring streak. The guard averaged a team-high 14.2 points per game a year ago. Her 17.6 points per game in SEC games ranked sixth in the conference last year. Her career-high 37-point performance at Kentucky was the most points scored by a player in an SEC contest last season.

ONE OF THE SEC'S BEST

Senior Sacha Washington, 2024-25 season, is one of two SEC players who have collected over 1,000 points, 700 rebounds, and 100 blocks in their career, joined by Ole Miss' Madison Scott. Washington became the 41st Commodore to score 1,000 career points during Vanderbilt's NCAA Tournament run last season. She comes into the year having amassed 1,008 points, 720 rebounds, 108 blocks, and 105 assists in 99 career games.

A TANGIBLE IMPROVEMENT

Vanderbilt's 23 wins this season marks an 11-win improvement from last year's win total of 12. It was tied for the largest improvement in win total from year-to-year in program history, matching the 1983-84 team.

SEC PROJECTIONS

Vanderbilt will be out to prove the preseason prognosticators wrong this year once again. The Commodores were selected to finish 10th in the SEC Preseason Media Poll and 12th in the SEC Coaches Poll. Vandy has finished better than projected in the preseason polls each year under head coach Shea Ralph. Last season, the Dores were picked to finish 13th in the preseason coaches poll and 14th in the preseason media poll, then went 9-7 in SEC games last season to finish in sixth place.





STATISTICAL RANKINGS

Statistic	RANKING		
	NCAA D-1	SEC	Value
Assist/Turnover Ratio (353 ranked)	24	5	1.27
Assists Per Game (353 ranked)	37	6	17.0
Bench Points Per Game (353 ranked)	87	9	23.8
Blocks Per Game (353 ranked)	205	15	2.8
Field Goal Percentage (353 ranked)	48	9	46.1
Field Goal Percentage Defense (353 ranked)	94	11	37.8
Fouls Per Game (353 ranked)	77	5	15.3
Free Throw Attempts Per Game (353 ranked)	104	8	18.17
Free Throw Percentage (353 ranked)	34	3	76.6
Free Throws Made Per Game (353 ranked)	51	6	13.92
Rebound Margin (353 ranked)	21	6	10.3
Rebounds (Defensive) Per Game (353 ranked)	173	12	25.2
Rebounds (Offensive) Per Game (353 ranked)	4	2	18.3
Rebounds Per Game (349 ranked)	24	6	43.42
Scoring Defense (353 ranked)	19	4	53.8
Scoring Margin (349 ranked)	8	3	33.3
Scoring Offense (353 ranked)	10	5	87.1
Steals Per Game (353 ranked)	8	2	14.4
Three Point Attempts Per Game (353 ranked)	102	6	22.0
Three Point Percentage (353 ranked)	143	10	31.8
Three Point Percentage Defense (353 ranked)	42	5	25.9
Three Pointers Per Game (353 ranked)	107	7	7.0
Turnover Margin (353 ranked)	5	3	11.67
Turnovers Forced Per Game (353 ranked)	11	2	25.08
Turnovers Per Game (353 ranked)	33	4	13.4
Winning Percentage (349 ranked)	11	3	91.7

Individual	RANKINGS		
	NCAA D-1	SEC	Value
Mikayla Blakes			
Assists/Turnover Ratio	171	14	1.45
Assists	137	14	42
Assists Per Game	200	16	3.5
Field Goal Attempts	20	5	181
Field Goal Percentage	167	18	45.3
Field Goals Made	29	6	82
Free Throw Attempts	88	7	54
Free Throw Percentage	51	3	87.0
Free Throw Made	49	5	47
Points Scored	16	5	240
Points Per Game	20	5	20.0
Steals	14	3	34
Steals Per Game	28	3	2.83
Three Point Attempts	15	2	87
Three Point Percentage	167	11	33.3
Three Pointers Made	38	4	29
Three Pointers Per Game	68	6	2.42

Khamil Pierre			
Double Doubles	2	2	9
Field Goal Attempts	18	4	183
Field Goal Percentage	26	4	57.9
Field Goals	6	3	106
Free Throw Attempts	143	13	48
Points Scored	15	4	243
Points Per Game	6	2	22.1
Rebounds	8	2	128
Defensive Rebounds Per Game	21	4	6.9
Offensive Rebounds Per Game	7	2	4.7
Rebounds Per Game	4	2	11.6
Steals	2	1	44
Steals Per Game	3	1	4.00
Leilani Kapinus			
Steals	91	7	25
Steals Per Game	105	8	2.27
Iyana Moore			
Three Pointers Attempts	145	13	63
Three Point Percentage	150	10	34.9
Three Pointers Made	142	15	22
Three Pointers Per Game	170	12	2.00
Jordyn Oliver			
Assists/Turnover Ratio	51	7	2.29
Assists Per Game	237	19	3.3
Madison Greene			
Assists/Turnover Ratio	247	14	1.83

SEC PLAYER OF THE WEEK

Week	Player
11-12	Raegen Beers, Okla.
11-19	Talaysia Cooper, Tenn.
11-26	Khamil Pierre, Vandy
12-03	Aneesha Morrow, LSU Payton Verhulst, Okla.
12-10	Izzy Higginbottom, Ark. Mikaylah Williams, Tenn.
12-17	Khamil Pierre, Vandy

SEC FRESHMAN OF THE WEEK

Week	Player
11-12	Clara Silva, UK
11-19	Mikayla Blakes, Vandy
11-26	Mikayla Blakes, Vandy Sira Thienou, Ole Miss
12-03	Joyce Edwards, SC Justice Carlton, Texas
12-10	Mikayla Blakes, Vandy Syriah Daniels, Auburn

LEADERS & MISCELLANEOUS STATS

Leading Scorer - Season Khamil Pierre - 22.1 ppg	40-Pt Scoring Games Khamil Pierre - 1	Largest Margin of Victory 66 pts - 106-40 vs. Evansville (12/14/24)
Leader in FG% - Season Khamil Pierre - 57.9% (106-183)	Ind. High Points - Game 42 pts - Khamil Pierre vs. Evansville (12/14/24)	Largest Halftime Lead 38 pts - 58-20 vs. Evansville (12/14/24)
Leader in FT% - Season Mikayla Blakes - 87.0% (47-54)	Ind. High Rebounds - Game 18 reb - Khamil Pierre vs. Evansville (12/14/24)	Largest Halftime Deficit 2 pts - 29-27 vs. Michigan State (11/27/24)
Leader in 3-PFG% - Season Iyana Moore - 34.9% (22-63)	Ind. High FTM - Game 8 FTM - Madison Greene at Dayton (12/19/24)	Largest Vandy Lead 68 pts - 106-38 vs. Evansville (12/14/24)
Leader in 3-PFGM - Season Mikayla Blakes - 29 3PFGM	Ind. High 3-Pt FGM - Game 5 3PM - Madison Greene at South Florida (11/14/24)	Largest Vandy Deficit 11 pts - 73-62 vs. Michigan State (11/27/24)
Leading Rebounder - Season Khamil Pierre - 11.6 rpg	Leader in Assists - Season Mikayla Blakes - 3.5 apg	Longest Scoring Run 26-0 vs. Hampton (11/20/24)
Leader in Assists - Season Mikayla Blakes - 3.5 apg	Leader in Steals - Season Khamil Pierre - 4.0 spg	Longest Opp. Scoring Run 11-0 - vs. Michigan State (11/27/24)
Leader in Steals - Season Khamil Pierre - 4.0 spg	Leader in Blocks - Season Leilani Kapinus - 0.6 bpg	Largest 1st Half Deficit in a Win 7 pts - 7-0 at Dayton (12/19/24)
Leader in Blocks - Season Leilani Kapinus - 0.6 bpg	20-Pt Scoring Games Mikayla Blakes - 7 Khamil Pierre - 6 Madison Greene - 1	Largest 2nd Half Deficit in a Win --
20-Pt Scoring Games Mikayla Blakes - 7 Khamil Pierre - 6 Madison Greene - 1	30-Pt Scoring Games --	
30-Pt Scoring Games --	Ind. High Steals - Game 8 - Khamil Pierre vs. Evansville (12/14/24)	

SCORING HIGH-LOW QUARTERS

Most 1st Quarter Points Scored 34, vs. Evansville - 12.14.24	Most 1st Quarter Points Allowed 23, vs. Samford - 11.22.24
Most 1st Quarter Points Scored (SEC Games) --	Most 1st Quarter Points Allowed (SEC Games) --
Fewest 1st Quarter Points Scored 15, vs. Arizona - 11.26.24	Fewest 1st Quarter Points Allowed 2, vs. Appalachian State - 12.1.24
Fewest 1st Quarter Points Scored (SEC Games) --	Fewest 1st Quarter Points Allowed (SEC Games) --
Most 2nd Quarter Points Scored 28 (2x), Last: vs. Hampton - 11.20.24	Most 2nd Quarter Points Allowed 24, at Dayton - 12.14.24
Most 2nd Quarter Points Scored (SEC Games) --	Most 2nd Quarter Points Allowed (SEC Games) --
Fewest 2nd Quarter Points Scored 8, vs. Michigan State - 11.27.24	Fewest 2nd Quarter Points Allowed 7, vs. Hampton - 11.20.24
Fewest 2nd Quarter Points Scored (SEC Games) --	Fewest 2nd Quarter Points Allowed (SEC Games) --
Most 3rd Quarter Points Scored 28 (2x), vs. Evansville - 12.14.24	Most 3rd Quarter Points Allowed 24, at Miami - 12.4.24
Most 3rd Quarter Points Scored (SEC Games) --	Most 3rd Quarter Points Allowed (SEC Games) --
Fewest 3rd Quarter Points Scored 13, at Dayton - 12.14.24	Fewest 3rd Quarter Points Allowed 4 (2x), vs. Hampton - 11.20.24
Fewest 3rd Quarter Points Scored (SEC Games) --	Fewest 3rd Quarter Points Allowed (SEC Games) --
Most 4th Quarter Points Scored 38, vs. Samford - 11.22.24	Most 4th Quarter Points Allowed 33, vs. Michigan State - 11.27.24
Most 4th Quarter Points Scored (SEC Games) --	Most 4th Quarter Points Allowed (SEC Games) --
Fewest 4th Quarter Points Scored 8, at South Florida - 11.14.24	Fewest 4th Quarter Points Allowed 7, vs. Austin Peay - 11.8.24
Fewest 4th Quarter Points Scored (SEC Games) --	Fewest 4th Quarter Points Allowed (SEC Games) --



2024-25 OVERALL STATS

Game Records

Record	Overall	Home	Away	Neutral
ALL GAMES	11-1	7-0	3-0	1-1
CONFERENCE	0-0	0-0	0-0	0-0
NON-CONFERENCE	11-1	7-0	3-0	1-1

Score by Periods

Team	1st	2nd	3rd	4th	OT	TOT
Vanderbilt	290	239	263	253	0	1045
Opponents	163	143	168	172	0	646

Team Box Score

No.	Player	Total			3-Point			F-Throw		Rebounds				Other								
		GP-GS	MIN	AVG	FG-FGA	FG%	3FG-3FGA	3FG%	FT-FTA	FT%	OFF	DEF	TOT	AVG	PF	DQ	A	TO	BLK	STL	PTS	AVG
12	PIERRE, Khamil	11-11	307:09	27.9	106-183	.579	0-2	.000	31-48	.646	52	76	128	11.6	29	1	18	19	1	44	243	22.1
1	BLAKES, Mikayla	12-12	340:18	28.4	82-181	.453	29-87	.333	47-54	.870	14	16	30	2.5	28	0	42	29	2	34	240	20.0
23	MOORE, Iyana	11-10	317:34	28.9	43-120	.358	22-63	.349	18-24	.750	6	25	31	2.8	25	0	30	29	2	8	126	11.5
4	GREENE, Madison	12-4	302:02	25.2	41-89	.461	12-33	.364	24-27	.889	10	25	35	2.9	25	0	23	26	1	22	118	9.8
5	KAPINUS, Leilani	11-0	215:02	19.5	23-53	.434	4-14	.286	13-18	.722	23	23	46	4.2	19	0	23	11	7	25	63	5.7
10	NWABA, Jane	12-10	186:15	15.5	25-50	.500	5-17	.294	9-11	.818	13	16	29	2.4	11	0	12	8	7	10	64	5.3
14	MITCHELL, Aiyana	12-1	143:31	12.0	26-44	.591	0-0	.000	12-20	.600	22	18	40	3.3	18	0	2	8	5	8	64	5.3
11	OLIVER, Jordyn	12-12	341:07	28.4	25-56	.446	0-0	.000	7-8	.875	31	35	66	5.5	13	0	39	17	4	14	57	4.8
24	MAKURAT, Aga	8-0	105:07	13.1	11-40	.275	7-30	.233	1-1	1.000	4	18	22	2.8	3	0	7	6	4	2	30	3.8
13	PISSOTT, Justine	7-0	62:59	9.0	7-24	.292	4-16	.250	2-2	1.000	6	11	17	2.4	4	0	2	1	0	2	20	2.9
30	WILSON, Trinity	6-0	33:26	5.6	5-16	.313	0-0	.000	1-3	.333	5	7	12	2.0	2	0	3	1	1	0	11	1.8
2	BROWN, Jada	8-0	45:31	5.7	3-6	.500	1-2	.500	2-2	1.000	4	4	8	1.0	6	0	3	2	0	4	9	1.1
Team											29	28	57				4					
Total		12	2400		397-862	.461	84-264	.318	167-218	.766	219	302	521	43.4	183	1	204	161	34	173	1045	87.1
Opponents		12	2400		249-659	.378	59-228	.259	89-137	.650	127	270	397	33.1	213	2	135	301	34	85	646	53.8

Team Statistics

	VU	OPP
Scoring	1045	646
Points per game	87.1	53.8
Scoring margin	+33.3	-
Field goals-att	397-862	249-659
Field goal pct	.461	.378
3 point fg-att	84-264	59-228
3-point FG pct	.318	.259
3-pt FG made per game	7.0	4.9
Free throws-att	167-218	89-137
Free throw pct	.766	.650
F-Throws made per game	13.9	7.4
Rebounds	521	397
Rebounds per game	43.4	33.1
Rebounding margin	+10.3	-
Assists	204	135
Assists per game	17.0	11.3
Turnovers	161	301
Turnovers per game	13.4	25.1
Turnover margin	+11.7	-
Assist/turnover ratio	1.3	0.4
Steals	173	85
Steals per game	14.4	7.1
Blocks	34	34
Blocks per game	2.8	2.8
Winning streak	4	-
Home win streak	7	-
Attendance	20337	6345
Home games-Avg/Game	7-2905	3-2115
Neutral site-Avg/Game	-	2-533

Team Results

Date	Opponent		Score	Att.
11/04/2024	Lipscomb	W	102-50	5282
11/08/2024	Austin Peay	W	93-37	2343
11/14/2024	at South Fla.	W	62-49	2606
11/17/2024	Butler	W	81-52	2615
11/20/2024	Hampton	W	94-45	2353
11/22/2024	Samford	W	104-59	2524
11/26/2024	vs Arizona	W	71-60	450
11/27/2024	vs Michigan St.	L	70-78	615
12/01/2024	App State	W	94-40	2621
12/04/2024	at Miami (FL)	W	88-70	2107
12/14/2024	Evansville	W	106-40	2599
12/19/2024	at Dayton	W	80-66	1632



2023-24 SEC STATS

Game Records

Record	Overall	Home	Away	Neutral
ALL GAMES	9-7	3-5	6-2	0-0
CONFERENCE	9-7	3-5	6-2	0-0
NON-CONFERENCE	0-0	0-0	0-0	0-0

Score by Periods

Team	1st	2nd	3rd	4th	OT	TOT
Vanderbilt	225	249	296	275	0	1045
Opponents	240	230	302	284	0	1056

Team Box Score

No.	Player				Total		3-Point		F-Throw		Rebounds											
		GP-GS	MIN	AVG	FG-FGA	FG%	3FG-3FGA	3FG%	FT-FTA	FT%	OFF	DEF	TOT	AVG	PF	DQ	A	TO	BLK	STL	PTS	AVG
23	MOORE, Iyana	16-16	603:39	37.7	89-214	.416	35-96	.365	69-75	.920	11	50	61	3.8	41	0	47	47	2	22	282	17.6
12	PIERRE, Khamil	16-7	355:20	22.2	60-147	.408	2-9	.222	45-61	.738	30	69	99	6.2	45	1	13	29	5	18	167	10.4
35	WASHINGTON, Sacha	16-16	462:13	28.9	63-138	.457	0-0	.000	34-50	.680	51	62	113	7.1	46	3	15	42	18	17	160	10.0
3	CAMBRIDGE, Jordyn	16-16	559:44	35.0	55-191	.288	17-83	.205	30-43	.698	17	58	75	4.7	48	3	71	48	4	43	157	9.8
13	PISSOTT, Justine	16-14	354:25	22.2	39-101	.386	29-71	.408	0-0	.000	5	35	40	2.5	24	1	8	23	9	7	107	6.7
11	OLIVER, Jordyn	16-10	420:05	26.3	31-56	.554	0-1	.000	6-9	.667	25	46	71	4.4	28	0	43	23	3	18	68	4.3
24	MAKURAT, Aga	16-0	206:52	12.9	17-54	.315	12-42	.286	3-4	.750	7	17	24	1.5	9	0	7	16	5	5	49	3.1
5	ALLEN, RYANNE	15-0	83:25	5.6	9-21	.429	8-19	.421	3-5	.600	1	7	8	0.5	9	0	0	4	1	2	29	1.9
14	MITCHELL, Aiyana	6-0	31:16	5.2	4-5	.800	0-0	.000	1-2	.500	2	2	4	0.7	6	0	0	1	3	0	9	1.5
2	BROWN, Jada	9-0	60:29	6.7	2-9	.222	2-7	.286	4-6	.667	1	1	2	0.2	7	0	2	2	0	1	10	1.1
21	LACHANCE, Bella	13-1	62:31	4.8	2-4	.500	0-1	.000	3-4	.750	0	6	6	0.5	6	0	4	1	0	2	7	0.5
Team											35	36	71					8				
Total		16	3200		371-940	.395	105-329	.319	198-259	.764	185	389	574	35.9	269	8	210	244	50	135	1045	65.3
Opponents		16	3200		392-929	.422	85-287	.296	187-257	.728	178	395	573	35.8	261	6	192	248	51	120	1056	66.0

Team Statistics

	VU	OPP
Scoring	1045	1056
Points per game	65.3	66.0
Scoring margin	-0.7	-
Field goals-att	371-940	392-929
Field goal pct	.395	.422
3 point fg-att	105-329	85-287
3-point FG pct	.319	.296
3-pt FG made per game	6.6	5.3
Free throws-att	198-259	187-257
Free throw pct	.764	.728
F-Throws made per game	12.4	11.7
Rebounds	574	573
Rebounds per game	35.9	35.8
Rebounding margin	+0.1	-
Assists	210	192
Assists per game	13.1	12.0
Turnovers	244	248
Turnovers per game	15.3	15.5
Turnover margin	+0.3	-
Assist/turnover ratio	0.9	0.8
Steals	135	120
Steals per game	8.4	7.5
Blocks	50	51
Blocks per game	3.1	3.2
Winning streak	3	-
Home win streak	1	-
Attendance	29660	48852
Home games-Avg/Game	8-3708	8-6107
Neutral site-Avg/Game	-	0-0

Team Results

Date	Opponent		Score	Att.
01/04/2024	at Mississippi St.	W	71-66	4261
01/07/2024	Florida	W	63-57	4737
01/11/2024	at Kentucky	W	95-73	3339
01/14/2024	Missouri	L	63-65	2560
01/18/2024	Auburn	W	53-50	1848
01/21/2024	at Tennessee	L	64-73	9088
01/28/2024	at South Carolina	L	74-91	18000
02/01/2024	Ole Miss	L	61-67	2106
02/05/2024	Alabama	L	66-74	2057
02/08/2024	LSU	L	62-85	6354
02/11/2024	at Georgia	W	61-55	3187
02/15/2024	at Texas A&M	W	49-45	3067
02/18/2024	Tennessee	L	61-86	6259
02/25/2024	at Arkansas	W	62-53	3839
02/29/2024	at Missouri	W	68-61	4071
03/03/2024	Georgia	W	72-55	3739



MEMORIAL GYMNASIUM



Memorial Gymnasium, the Southeastern Conference's most historic venue for college basketball, serves as the home court for the Vanderbilt Commodores. Dedicated in 1952 as a memorial to all Vanderbilt men and women who served in World War II, the arena was built as a combination gymnasium and concert hall by the late master architect Edwin Keeble.

Decades later, the unique style of Memorial Gym—with its benches on the baselines, a playing court that sits above portions of the crowd and deafening acoustics—continues to make the Commodores' home a dreaded stop for opponents. "Memorial Magic," with its capacity crowds, overflowing student section and lively pep band, have assisted in numerous Commodore victories. In the stands, fans across Middle Tennessee have helped Memorial Gymnasium rank among the NCAA's Top 30 attendance leaders on numerous occasions.

Connected to the facility sits a practice gym that includes three cross-court playing floors, coaches offices, a donor room, private suites and a Hall of Champions.

In all, Memorial Gym has been expanded three times. Constructed with a seating capacity of 6,583, the University saw its first need to increase seating in 1965 with the addition of two north-side balconies. Two years later, a pair of balancing balconies were erected on the south side of the gym and dubbed "The Balconies That Clyde Lee Built."

Capacity has fluctuated throughout the history of the building. It reached its highest number of 15,646 in 1969 when 4,000 seats were added in the east and west ends. When chairback seats in the end zones and suites on the north side were installed in the late 1990s capacity lowered to 14,168. Shortly thereafter, university officials removed portions of media press row on the south side in an effort to expand the student section by nearly 150 seats. Official capacity is now 14,326.

YEAR-BY-YEAR HOME RECORD

Year	W-L
2024-25	7-0
2023-24	12-5
2022-23	9-7
2021-22	12-5
2020-21*	3-2
2019-20	10-6
2018-19	5-9
2017-18	4-11
2016-17	10-5
2015-16	10-6
2014-15	9-6
2013-14	12-5
2012-13	12-2
2011-12	18-2
2010-11	12-3
2009-10	12-4
2008-09	15-1
2007-08	13-3
2006-07	15-1
2005-06	13-3
2004-05	11-3
2003-04	11-3
2002-03	11-2
2001-02	18-1
2000-01	16-2
1999-00	11-3
1998-99	9-5
1997-98	12-2
1996-97	13-1
1995-96	13-2
1994-95	16-1
1993-94	14-2
1992-93	15-1
1991-92	13-2
1990-91	11-3
1989-90	15-2
1988-89	10-1
1987-88	12-2
1986-87	15-2
1985-86	11-3
1984-85	6-4
1983-84	9-3
1982-83	5-6
1981-82	10-4
1980-81	6-5
1979-80	6-5
1978-79	7-5
1977-78	10-2
Total	529-163 (.764)

Vanderbilt has ranked among the top attendance draws in women's basketball over the years. Here is a year-by-year look at VU's home attendance figures, including where the team has ranked nationally since the 1999-00 season:

Year	Games	Total	Average	National Rank
2024-25	7	20,337	2,905	
2023-24	17	47,479	2,793	
2022-23	16	38,640	2,415	
2021-22	18	31,211	1,734	51st
2020-21*	5	209	42	—
2019-20	16	37,391	2,369	54th
2018-19	14	33,129	2,366	64th
2017-18	15	42,705	2,847	45th
2016-17	15	42,685	2,846	40th
2015-16	16	46,496	2,906	37th
2014-15	15	53,280	3,552	30th
2013-14	17	66,338	3,902	25th
2012-13	14	56,309	4,022	24th
2011-12	20	82,261	4,113	23rd
2010-11	15	68,828	4,589	20th
2009-10	16	69,521	4,345	21st
2008-09	16	76,150	4,759	18th
2007-08	17	91,279	5,369	17th
2006-07	16	72,215	4,513	23rd
2005-06	16	65,693	4,106	23rd
2004-05	14	51,682	3,692	31st
2003-04	14	44,352	3,168	33rd
2002-03	13	57,709	4,439	21st
2001-02	19	90,800	4,779	16th
2000-01	18	50,650	2,814	36th
1999-00	14	44,982	3,213	30th
1998-99	14	65,046	4,646	
1997-98	14	91,056	6,504	
1996-97	14	67,967	4,854	
1995-96	15	88,151	5,877	
1994-95	17	69,788	4,105	
1993-94	14	73,686	5,253	
1992-93	14	67,871	4,848	
1991-92	15	36,266	2,418	
1990-91	14	20,205	1,443	
1989-90	17	25,887	1,522	
1988-89	11	14,265	1,297	
1987-88	13	7,324	563	
1986-87	17	12,248	721	
1985-86	14	5,750	411	
1984-85	10	4,450	445	
1983-84	12	8,664	722	
1982-83	11	6,950	632	
1981-82	14	6,310	451	
1980-81	10	2,525	253	

*Vanderbilt discontinued its 2020-21 season due to the COVID-19 pandemic

Memorial Gym Women's Basketball Crowds Over 10,000

Rank	Attendance	Opponent	Date
1.	15,317	Tennessee	1/30/1993
2.	15,311	Tennessee	2/7/1999
3.	15,187	Tennessee	2/25/1996
4.	14,848	Tennessee	2/16/1998
5.	14,316	Tennessee	2/17/2008
6.	14,168	Tennessee	2/16/2002
7.	13,227	Tennessee	12/31/1994
8.	13,127	Tennessee	1/19/2006
9.	12,645	Tennessee	1/31/1994
10.	12,417	Tennessee	1/19/1997
11.	12,131	Ohio State	1/6/1993
12.	12,034	Tennessee	2/9/2012
13.	12,009	Tennessee	1/25/2007
14.	11,401	Tennessee	2/2/2003
15.	11,386	Tennessee	2/14/2011
16.	10,561	Tennessee	2/15/2004
17.	10,154	Tennessee	1/24/2013
18.	10,149	Tennessee	2/24/2000





RECORDS AT A GLANCE

Points

Game	1.	42 • Khamil Pierre vs. Evansville, 12.14.24
	2.	41 • CJaja Harbison vs. Texas A&M, 1.29.23
	.	Chantelle Anderson at Mississippi State, 2.8.01
	7.	37 • Iyana Moore at Kentucky, 1.11.24
	10.	35 • Five Times, Last: Chantelle Anderson at Tenn., 2.27.03
		2024-25 42 • Khamil Pierre vs. Evansville, 12.14.24
Season	1.	855 • Wendy Scholtens, 1989-90
	10.	612 • Sheri Sam, 1995-96
		2024-25 243 • Khamil Pierre
Career	1.	2,604 • Chantelle Anderson, 2000-03
	10.	1,618 • Jasmine Lister, 2011-14
		Active 1,039 • Iyana Moore, 2022-present

Field Goals Made

Game	1.	19 • Khamil Pierre vs. Evansville, 12.14.24
	.	Chantelle Anderson at Portland State, 12.23.00
	10.	15 • 8 Times, Last: Sacha Washington vs. La. Tech, 12.3.23
		2024-25 19 • Khamil Pierre vs. Evansville, 12.14.24
Season	1.	309 • Wendy Scholtens, 1989-90
	10.	241 • Aljeanette Bramlett, 1981-82
		2024-25 106 • Khamil Pierre
Career	1.	1,020 • Chantelle Anderson, 2000-03
	10.	625 • Sheri Sam, 1992-96
		Active 403 • Sacha Washington, 2022-present

Field Goals Attempted

Game	1.	31 • Eva Lemeh at Georgia, 2.16.81
	5.	28 • Khamil Pierre vs. Evansville, 12.14.24
		Gayle Kinzer at Belmont, 1.19.81
	8.	25 • Three times: Last: Tiffany Clarke vs. Texas A&M, 2.24.13
		2024-25 28 • Khamil Pierre vs. Evansville, 12.14.24
Season	1.	571 • Barbara Brackman, 1981-82
	10.	463 • Donna Atkinson, 1983-84
		2024-25 183 • Khamil Pierre
Career	1.	1,655 • Wendy Scholtens, 1988-91
	10.	1,301 • Carla Thomas, 2004-2007
		Active 915 • Iyana Moore, 2022-present

Field Goal Percentage

Game	1.	1.000 • 4 Times, Last: Hannah Tuomi, 10-10 vs. UF, 2.24.10
(Min. 10 FGM)	9.	.917 • 3 Times, Last: Ashley Earley, 11-12 at Tenn., 2.13.05
		2024-25 .706 (12-17) • Khamil Pierre vs. Lipscomb, 11.4.24
Season	1.	.723 (292-404) • Chantelle Anderson, 2000-01
(Min. 150 FGM)	10.	.602 (103-171) • Nicole Jules, 2005-06
		2024-25 .579 (106-183) • Khamil Pierre
Career	1.	.651 (1,020-1,568) • Chantelle Anderson, 2000-03
(Min. 400 FGM)	10.	.543 (706-1,301) • Carla Thomas, 2004-07
		Active .487 (403-824) • Sacha Washington, 2022-present

3-Pointers Made

Game	1.	9 • Iyana Moore, vs. Alabama State, 12.28.21
	5.	7 • 11 Times, Last: Marnelle Garraud at Arkansas, 1.16.23
		2024-25 5 • Three Times: Last: Mikayla Blakes at Miami, 12.04.24
Season	1.	95 • Caroline Williams, 2005-06
	10.	80 • Christina Wirth, 2008-09
		2024-25 29 • Mikayla Blakes
Career	1.	276 • Christina Foggie, 2011-14
	10.	171 • Rhonda Blades, 1992-95
		Active 158 • Iyana Moore, 2022-present

3-Pointers Attempted

Game	1.	17 • Christina Foggie vs. Virginia, 11.23.12
		17 • Christina Foggie vs. Maryland, 3.28.09
	10.	13 • 12 Times, Last: Marnelle Garraud, vs. Georgia, 2.5.23
		2024-25 9 • Mikayla Blakes vs. Butler, 11.17.24
		9 • Iyana Moore vs. Appalachian State, 12.1.24
		at Dayton, 12.19.24
	1.	225 • Merideth Marsh, 2009-10
	10.	241 • Aljeanette Bramlett, 1981-82
		2024-25 87 • Mikayla Blakes
Career	1.	735 • Christina Foggie, 2011-14
	10.	456 • Michelle Palmisano, 1995-97
		Active 441 • Iyana Moore, 2022-present

3-Point Percentage

Game	1.	1.000 • Seven Times, Last: Erin Whalen (5-5) at Ala. 1.21.18
(Min. 5 3PM)	2024-25	.625 (5-8) • Madison Greene at South Florida, 11.14.24
		.625 (5-8) • Mikayla Blakes vs. Arizona, 11.26.24
Season	1.	.505 (48-95) • Caroline Williams, 2004-05
(Min. 40 3PA)	10.	.446 (37-83) • Christa Reed, 2016-17
		2024-25 .342 (27-79) • Mikayla Blakes
Career	1.	.465 (238-512) • Caroline Williams, 2004-07
(Min. 100 3PM)	10.	.394 (145-368) • Donna Harris, 1990-94
		Active .356 (154-432) • Iyana Moore, 2022-present

Free Throws Made

Game	1.	18 • Ashley McElhiney vs. LSU, 2.15.01
	.	18 • Wendy Scholtens at Tenn. Tech, 1.11.89
	6.	14 • 5 Times, Last: Chantelle Anderson vs. North Carolina, 3.23.02
		2024-25 8 • Madison Greene at Dayton, 12.19.24
Season	1.	236 • Wendy Scholtens, 1989-90
	10.	133 • Tiffany Clarke, 2012-13
		133 • Harriet Brumfield, 1981-82
		2024-25 47 • Mikayla Blakes
Career	1.	681 • Wendy Scholtens, 1988-91
	10.	298 • Ashley McElhiney, 2000-03
		Active 202 • Sacha Washington, 2022-present

Free Throws Attempted

Game	1.	19 • Ashley McElhiney vs. LSU, 2.15.01
	6.	16 • 6 Times, Last: Sacha Washington vs. Fairfield, 11.12.23
		2024-25 10 • Madison Greene at Dayton, 12.19.24
Season	1.	264 • Wendy Scholtens, 1989-90
	10.	190 • Christina Foggie, 2013-14
		2024-25 54 • Mikayla Blakes
Career	1.	785 • Wendy Scholtens, 1988-91
	10.	413 • Dee Davis, 2004-07
		Active 316 • Sacha Washington, 2022-present

Free Throw Percentage

Game	1.	1.000 • 19 Times, Last: Iyana Moore (10-10) vs. Ga., 3.3.24
(Min. 10 FTM)	2024-25	1.000 (7-7) • Mikayla Blakes vs. Evansville, 12.14.24
Season	1.	.938 (61-65) • Christa Reed, 2017-18
	10.	.870 (47-54) • Bella LaChance, 2022-23
		2024-25 .870 (47-54) • Mikayla Blakes
	1.	.868 (681-785) • Wendy Scholtens, 1988-91
(Min. 160 FTM)	5.	.811 (197-243) • Iyana Moore, 2022-present
	10.	.789 (195-247) • Julie Powell, 1991-94
		Active .811 (197-243) • Iyana Moore, 2022-present

Rebounds

Game	1.	22 • Wendy Scholtens vs. Lipscomb, 1.9.90
		22 • Wendy Scholtens vs. Wright State, 12.9.89
		22 • Barbara Brackman vs. Union, 1.4.83
	10.	19 • 6 Times, Last: Jennifer Holmes vs. Florida, 2.25.99
		2024-25 18 • Khamil Pierre vs. Evansville, 12.14.24
Season	1.	389 • Wendy Scholtens, 1989-90
	10.	283 • Barbara Brackman, 1981-82
		2024-25 128 • Khamil Pierre
Career	1.	1,272 • Wendy Scholtens, 1988-91
	10.	822 • Chantelle Anderson, 2000-03
		Active 720 • Sacha Washington, 2022-present

Assists

Game	1.	17 • Ashley McElhiney at Louisville, 1.2.03
	7.	13 • 5 Times, Last: Jasmine Lister vs. Tenn., 2.9.12
		2024-25 8 • Mikayla Blakes vs. Hampton, 11.20.24
Season	1.	262 • Cathy Bender, 1981-82
	10.	168 • Jasmine Lister, 2012-13
		2024-25 42 • Mikayla Blakes
Career	1.	730 • Dee Davis, 2004-07
	10.	438 • Jordyn Cambridge, 2018-24
		Active 210 • Iyana Moore, 2022-present

Steals

Game	1.	11 • Eva Lemeh vs. Murray State, 12.14.80
	6.	8 • 8 Times, Last: Khamil Pierre vs. Evansville, 12.14.24
		2024-25 8 • Khamil Pierre vs. Evansville, 12.14.24
Season	1.	129 • Jordyn Cambridge, 2021-22
	10.	87 • Karen Booker, 1989-90
		87 • Jade Huntington, 1989-90
		2024-25 44 • Khamil Pierre
Career	1.	351 • Jordyn Cambridge, 2018-24
	10.	221 • Jennifer Risper, 2006-09
		Active 108 • Iyana Moore, 2022-present

Blocked Shots

Game	1.	10 • Angela Gorsica vs. Wingate, 12.28.95
	.	10 • Heidi Gillingham vs. Middle Tennessee, 1.30.92
	4.	8 • 15 Times, Last: Angela Gorsica vs. DePaul, 2.19.97
		2024-25 3 • Jane Nwaba vs. Hampton, 11.20.24
		3 • Jordyn Oliver at Dayton, 12.19.24
Season	1.	309 • Wendy Scholtens, 1989-90
	10.	241 • Aljeanette Bramlett, 1981-82
		2024-25 7 • Leilani Kapinus, Jane Nwaba
Career	1.	413 • Heidi Gillingham, 1991-94
	10.	112 • Harriet Brumfield, 1982-85
		Active 108 • Sacha Washington, 2022-present

Points Per Game

Season	1.	25.2 (855) • Wendy Scholtens, 1989-90
	10.	19.7 (671) • Harriet Brumfield, 1981-82
		2024-25 22.1 (243) • Khamil Pierre
Career	1.	21.3 (122) • Wendy Scholtens, 1988-91
(Min. 100 GP)	10.	12.8 (119) • Karen Booker, 1984-87
		Active 13.2 (79) • Iyana Moore, 2022-present

Games Played

Career	1.	137 • Jessica Mooney, 2007-10
	.	137 • Chantelle Anderson, 2000-03
	10.	132 • Six times, Last: Tiffany Clarke, 2010-13
		Active 99 • Sacha Washington, 2022-present

Minutes Played

Game	1.	50 • Karen McGinn vs. Auburn, 12.13.78
	.	50 • Ann Morrow vs. Auburn, 12.13.78
	9.	46 • Chavonne Hammond vs. Kansas, 3.18.00
		46 • Ashley Smith vs. George Washington, 12.22.98
		2024-25 40 • Mikayla Blakes vs. Michigan State, 11.27.24
Season	1.	1,298 • Ashley McElhiney, 2001-02
	10.	1,179 • Zuzi Klimesova, 2000-01
		2024-25 341 • Jordyn Oliver
Career	1.	4,626 • Jasmine Lister, 2011-14
	10.	3,779 • Christina Werth, 2006-09
		Active 2,543 • Iyana Moore, 2022-present





THE LAST TIME WHEN...

SCORING

Less than 40 pts	31 • East Tennessee St. • Johnson City, Tenn. • 12.01.22
40-49 pts	49 • Texas A&M • College Station, Texas • 02.15.24
Less than 50 pts & Won	49 • Texas A&M • College Station, Texas • 02.15.24
90-99 pts	94 • Hampton • Nashville, Tenn. • 11.20.24
100+ pts (regulation)	106 • Evansville • Nashville, Tenn. • 12.14.24
100+ pts	106 • Evansville • Nashville, Tenn. • 12.14.24

OPPONENT SCORING

Less than 40 pts	37 • Austin Peay • Nashville, Tenn. • 11.08.24
40-49 pts	40 • Evansville • Nashville, Tenn. • 12.14.24
Less than 50 pts & Won	44 • East Tennessee St. • Johnson City, Tenn. • 12.01.22
90-99 pts	91 • South Carolina • Columbia, S.C. • 01.28.24
100+ pts (regulation)	106 • South Carolina • Nashville, Tenn. • 01.14.21
100+ pts	106 • South Carolina • Nashville, Tenn. • 01.14.21

FIELD GOAL PERCENTAGE

20.0%-29.9%	27.9% (19-68) • Florida • Gainesville, Fla. • 1.22.23
30.0%-39.9%	38.2% (29-76) • Dayton • Dayton, Ohio • 12.14.24
30.0%-39.9% & Won	38.2% (29-76) • Dayton • Dayton, Ohio • 12.14.24
50.0%-59.9%	50.0% (34-68) • Miami • Coral Gables, Fla. • 12.04.24
60.0% or higher	69.2% (36-52) • Air Force • Nashville, Tenn. • 11.30.15

OPPONENT FIELD GOAL PERCENTAGE

20.0%-29.9%	27.8% (15-54) • Evansville • Nashville, Tenn. • 12.14.24
20.0%-29.9% & won	27.4% (17-62) • East Tenn. St. • Johnson City, Tenn. • 12.1.22
30.0%-39.9%	37.9% (22-58) • Samford • Nashville, Tenn. • 11.22.24
30.0%-39.9% & won	39.0% (23-59) • NC State • Raleigh, N.C. • 11.29.23
50.0%-59.9%	52.8% (28-53) • Miami • Coral Gables, Fla. • 12.04.24
60.0% or higher	66.7% (28-42) • Georgia • Nashville, Tenn. • 2.5.23

FREE THROW PERCENTAGE

Less than 50.0%	37.5% (3-8) • South Florida • Tampa, Fla. • 11.14.24
90.0%-99.9%	92.3% (12-13) • South Carolina • Columbia, S.C. • 1.28.24
1.000%	15-15 • Appalachian State • Nashville, Tenn. • 12.1.24
1.000% w/ 10 or more makes	15-15 • Appalachian State • Nashville, Tenn. • 12.1.24

OPPONENT FREE THROW PERCENTAGE

Less than 50.0%	28.6% (4-14) • Austin Peay • Nashville, Tenn. • 11.08.24
90.0%-99.9%	91.7% (11-12) • Dayton • Dayton, Ohio • 12.14.24
1.000%	3-3 • South Florida • Tampa, Fla. • 11.14.24
1.000% w/ 10 or more makes	12-12 • Texas A&M • College Station, Texas • 2.10.22

BASKETS MADE

40+ field goals made	44 • Evansville • Nashville, Tenn. • 12.14.24
10-14 3-point field goals made	13 • Appalachian State • Nashville, Tenn. • 12.1.24
15+ 3-point field goals made	17 • Alabama State • Nashville, Tenn. • 12.28.21
Did not make a 3-pointer	0-9 • Butler • Indianapolis • 12.7.23
Made 20+ free throws	23 (23-31) • Arizona • Palm Springs, Calif. • 11.26.24
Made less than five free throws	3 (3-8) • South Florida • Tampa, Fla. • 11.14.24
Made 5-10 free throws	10 (10-12) • Hampton • Nashville, Tenn. • 11.20.24

OPPONENT BASKETS MADE

40+ field goals made	42 • South Carolina • Nashville, Tenn. • 1.14.21
10-14 3-point field goals made	11 • Samford • Nashville, Tenn. • 11.22.24
15+ 3-point field goals made	16 • Alabama • Tuscaloosa, Ala. • 2.16.23
Did not make a 3-pointer	0-8 • Ole Miss • Nashville, Tenn. • 2.20.22
Made 20+ free throws	20 (20-24) • Ole Miss • Nashville, Tenn. • 2.1.24
Made less than five free throws	4 (4-8) • Samford • Nashville, Tenn. • 11.22.24
Made 5-10 free throws	6 (6-9) • Evansville • Nashville, Tenn. • 12.14.24

REBOUNDS

10-20 rebounds	20 • Georgia • Nashville, Tenn. • 2.5.23
21-29 rebounds	29 • Ole Miss • Nashville, Tenn. • 02.1.24
40-44 rebounds	40 • Arizona • Palm Springs, Calif. • 11.26.24
45-49 rebounds	48 • Appalachian State • Nashville, Tenn. • 12.1.24
50+ rebounds	55 • Evansville • Nashville, Tenn. • 12.14.24
20+ rebound margin	+27 • Austin Peay • Nashville, Tenn. • 11.08.24
30+ rebound margin	+30 • Samford • Nashville, Tenn. • 11.22.24

OPPONENT REBOUNDS

20-24 rebounds	24 • Miami • Coral Gables, Fla. • 12.04.24
25-29 rebounds	26 • Samford • Nashville, Tenn. • 11.22.24
40-44 rebounds	42 • Dayton • Dayton, Ohio • 12.14.24
45-49 rebounds	48 • Michigan State • Palm Springs, Calif. • 11.27.24
50+ rebounds	50 • NC State • Raleigh, N.C. • 11.29.23
20+ rebound margin	+22 • LSU • Nashville, Tenn. • 2.8.24

STEALS

0-5 steals	3 • South Carolina • Columbia, S.C. • 1.28.24
10-15 steals	14 • Appalachian State • Nashville, Tenn. • 12.1.24
16-19 steals	16 • Dayton • Dayton, Ohio • 12.14.24
20+ steals	24 • Evansville • Nashville, Tenn. • 12.14.24

OPPONENT STEALS

0-5 steals	3 • Dayton • Dayton, Ohio • 12.14.24
10-15 steals	14 • Michigan State • Palm Springs, Calif. • 11.27.24
15-19 steals	17 • Florida • Nashville, Tenn. • 1.7.24
20+ steals	22 • UCLA • Boston, Mass. • 11.26.95

ASSISTS

0-9 assists	6 • South Florida • Tampa, Fla. • 11.14.24
15-19 assists	18 • Dayton • Dayton, Ohio • 12.14.24
20-25 assists	20 • Miami • Coral Gables, Fla. • 12.04.24
25-30 assists	29 • Kentucky • Lexington, Ky. • 1.11.24

OPPONENT ASSISTS

0-9 assists	8 • Evansville • Nashville, Tenn. • 12.14.24
15-19 assists	16 • Dayton • Dayton, Ohio • 12.14.24
20-25 assists	20 • South Carolina • Columbia, S.C. • 1.28.24

TURNOVERS

5-10 turnovers	8 • Dayton • Dayton, Ohio • 12.14.24
20-24 turnovers	21 • Michigan State • Palm Springs, Calif. • 11.27.24
25-29 turnovers	25 • Florida • Nashville, Tenn. • 1.7.24
30-40 turnovers	37 • UCLA • Boston, Mass. • 11.26.95

OPPONENT TURNOVERS

5-10 turnovers	6 • South Carolina • Columbia, S.C. • 1.28.24
20-24 turnovers	21 • Miami • Coral Gables, Fla. • 12.04.24
25-29 turnovers	26 • Dayton • Dayton, Ohio • 12.14.24
30-40 turnovers	36 • Evansville • Nashville, Tenn. • 12.14.24

BLOCKED SHOTS

0 Blocks	0 • South Florida • Tampa, Fla. • 11.14.24
5-9 blocked shots	6 • Hampton • Nashville, Tenn. • 11.20.24

OPPONENT BLOCKED SHOTS

0 Blocks	0 • Butler • Nashville, Tenn. • 11.17.24
5-9 blocked shots	7 • Michigan State • Palm Springs, Calif. • 11.27.24
10+ blocked shots	14 • South Carolina • Nashville, Tenn. • 1.19.23

MARGIN OF VICTORY

1 point	vs. Lipscomb (72-71) • Nashville, Tenn. • 12.18.22
2 points	vs. UT Martin (70-68) • Martin, Tenn. • 1.9.23
10-19 points	14 • at Dayton (80-66) • Dayton, Ohio • 12.19.24
20-30 points	29 • Butler (81-52) • Nashville, Tenn. • 11.17.24
Back-to-back 20+ points	49 • Hampton (94-45) • Nashville, Tenn. • 11.20.24 45 • Samford (104-59) • Nashville, Tenn. • 11.22.24
30-39 points	32 • FDU (73-41) • Nashville, Tenn. • 12.29.23
Back-to-back 30+ points	49 • Hampton (94-45) • Nashville, Tenn. • 11.20.24 45 • Samford (104-59) • Nashville, Tenn. • 11.22.24
40-49 points	45 • Samford (104-59) • Nashville, Tenn. • 11.22.24
Back-to-back 40+ points	49 • Hampton (94-45) • Nashville, Tenn. • 11.20.24 45 • Samford (104-59) • Nashville, Tenn. • 11.22.24
50-59 points	54 • Appalachian State (94-40) • Nashville, Tenn. • 12.01.24
Back-to-back 50+ points	56 • Lipscomb (102-50) • Memorial Gym • 11.04.24 56 • Austin Peay (93-37) • Nashville, Tenn. • 11.08.24 66 • Evansville (106-40) • Nashville, Tenn. • 12.14.24
60-69 points	66 • Evansville (106-40) • Nashville, Tenn. • 12.14.24
70+ points	70 • Hampton (116-46) • Nashville, Tenn. • 11.29.98
Single-overtime win	vs. Lipscomb (72-71) • Nashville, Tenn. • 12.18.22
Double-overtime win	at Florida (106-98) • Gainesville, Fla. • 2.6.11
Triple-overtime win	NEVER OCCURRED

OPPONENT MARGIN OF VICTORY

1 point	vs. Florida (53-52) • Greenville, S.C. • 3.3.22
2 points	vs. Missouri (65-63) • Nashville, Tenn. • 1.14.24
20-30 points	25 • Tennessee • Nashville, Tenn. • 2.18.24
Back-to-back 20+ points	25 • LSU (88-63) • Baton Rouge, La. • 11.23 21 • Ole Miss (74-53) • Oxford, Miss. • 1.5.23
30-39 points	37 • Alabama (98-61) • Tuscaloosa, Ala. • 1.26.20
40-49 points	48 • South Carolina (96-48) • Nashville, Tenn. • 1.19.23
50-59 points	55 • South Carolina (85-30) • Columbia, S.C. • 01.24.22
60-69 points	63 • South Carolina (106-43) • Nashville, Tenn. • 01.14.21
70+ points	NEVER OCCURRED
Single-overtime win	Alabama (77-71) • Nashville, Tenn. • 2.6.22
Double-overtime win	Auburn (96-93) • Auburn, Ala. • 1.20.90
Triple-overtime win	NEVER OCCURRED



**LAST TIME...****A DORE SCORED 20 OR MORE PTS**

Madison Greene • 25 Pts at Dayton • 12.19.24

TWO DORES SCORED 20 OR MORE PTSKhamil Pierre • 42 Pts vs. Evansville • 12.14.24
Mikayla Blakes • 22 Pts vs. Evansville • 12.14.24**AN OPPONENT SCORED 20 OR MORE PTS**

Ivy Wolf, Dayton • 23 Pts • 12.19.24

TWO OPPONENTS SCORED 20 OR MORE PTSGrace VanSlooten, Michigan St. • 25 Pts • 11.27.24
Julia Ayrault, Michigan St. • 24 Pts • 11.27.24**A DORE SCORED 30 OR MORE PTS**

Khamil Pierre • 42 Pts vs. Evansville • 12.14.24

AN OPP. SCORED 30 OR MORE PTS

Aliyah Matharu, Florida • 35 Pts • 3.7.24

A DORE SCORED 40 OR MORE PTS

Khamil Pierre • 42 Pts vs. Evansville • 12.14.24

A DORE COLLECTED 15 OR MORE REBS

Khamil Pierre • 18 Reb vs. Evansville • 12.14.24

AN OPP. COLLECTED 15 OR MORE REBS

Angel Reese, LSU • 16 Reb • 2.8.24

A DORE COLLECTED 10 OR MORE AST

Jordyn Cambridge • 12 Ast at Kentucky • 1.11.24

AN OPP. COLLECTED 10 OR MORE AST

Alexis Morris, LSU • 12 Ast • 1.1.23

A DORE HAD FIVE OR MORE STL

Mikayla Blakes • 5 Stl at Dayton • 12.19.24

AN OPP. COLLECTED FIVE OR MORE STL

Grace VanSlooten, Michigan State • 5 Stl • 11.27.24

A DORE HAD FIVE OR MORE BLK

Sacha Washington • 6 Blk vs. Dayton • 12.20.23

AN OPP. COLLECTED FIVE OR MORE BLK

L'or Mputu, South Florida • 6 Blk • 11.14.24

A DORE MADE 10-PLUS FG

Khamil Pierre • 19 FGM vs. Evansville • 12.14.24

A DORE MADE 10-PLUS FG IN BACK-TO-BACK GAMESKhamil Pierre • 10 FGM vs. Samford • 11.22.24
10 FGM vs. Arizona • 11.26.24**AN OPP. MADE 10 OR MORE FG**

Grace VanSlooten, Michigan State • 11 FGM • 11.27.24

A DORE ATTEMPTED 20 OR MORE FG

Khamil Pierre • 28 FGA vs. Evansville • 12.14.24

AN OPP. ATTEMPTED 20 OR MORE FG

Ivy Wolf, Dayton • 21 FGA • 12.19.24

A DORE MADE 10 OR MORE FREE THROWS

Iyana Moore • 11 FTM vs. Georgia • 3.3.24

AN OPP. MADE 10 OR MORE FREE THROWS

Diamond Battles, Georgia • 10 FTM • 2.5.23

A DORE MADE 5 OR MORE 3-PT FG

Mikayla Blakes • 5 3PT FGM at Miami • 12.04.24

AN OPP. MADE 5 OR MORE 3-PT FG

Sadie Stetson, Samford • 5 3PT FGM • 11.22.24

VANDY HAD 5 OR PLAYERS IN DBL FIGURES

Five Players • vs. App State • 12.01.24

AN OPP. HAD 5 OR PLAYERS IN DBL FIGURES

LSU • Five Players • 2.8.24

VANDY PLAYER HAD A DOUBLE-DOUBLE

Khamil Pierre • 14 pts, 10 reb at Dayton • 12.19.24

A DORE HAD CONSECUTIVE DOUBLE-DOUBLESKhamil Pierre • 14 pts, 10 reb at Dayton • 12.19.24
42 pts, 18 reb vs. Evansville • 12.14.24
28 pts, 13 reb at Miami • 12.04.24**AN OPP. HAD A DOUBLE-DOUBLE**

Ivy Wolf, Dayton • 23 pts, 10 reb • 12.19.24

Arianna Smith, Dayton • 16 pts, 12 reb • 12.19.24

VANDY HAD 2 PLAYERS POST A DOUBLE-DOUBLE

vs. Evansville • 12.14.24

Khamil Pierre • 42 pts, 18 reb
Leilani Kapinus • 11 reb, 10 pts**AN OPP. HAD 2 PLAYERS POST A DOUBLE-DOUBLE**

Dayton State • 12.19.24

Ivy Wolf, Dayton • 23 pts, 10 reb
Arianna Smith, Dayton • 16 pts, 12 reb**VANDY HAD 3 PLAYERS POST A DBL-DBL**

vs. Western Kentucky • 11.15.23

Sacha Washington • 18 pts, 10 reb
Jordyn Oliver • 15 pts, 10 reb
Jordyn Cambridge • 11 pts, 13 reb**VANDY PLAYER HAD A TRIPLE-DOUBLE**Jordyn Cambridge • vs. Texas A&M • 3.2.23
15 reb, 13 pts, 10 ast**ALL VANDY PLAYERS THAT PLAYED SCORED**

9 players vs. Arizona • 11.26.24

RECORD WHEN...**2024-25 OVERALL**

AT HOME	7-0
ON THE ROAD	3-0
NEUTRAL GAMES	1-1
IN OVERTIME	0-0
IN DOUBLE OVERTIME	0-0
AFTER A WIN	9-1
AFTER A LOSS	1-0
LEADING AT HALFTIME	11-0
TRAILING AT HALFTIME	0-1
TIED AT HALFTIME	0-0
LEADING AFTER 1ST QUARTER	10-1
TRAILING AFTER 1ST QUARTER	1-0
TIED SCORE AFTER 1ST QUARTER	0-0
OUTSCORING OPP. IN 2ND HALF	10-0
OUTSCORED BY OPP. IN 2ND HALF	1-1
SCORING SAME PTS IN 2ND HALF	0-0
LEADING WITH 5 MIN. REMAINING	11-1
TRAILING WITH 5 MIN. REMAINING	0-0
TIED WITH 5 MIN. REMAINING	0-0
SCORING FEWER THAN 50 POINTS	0-0
SCORING 50-59 POINTS	0-0
SCORING 60-69 POINTS	1-0
SCORING 70-79 POINTS	1-1
SCORING 80-89 POINTS	3-0
SCORING 90-99 POINTS	3-0
SCORING 100+ POINTS	3-0
ALLOWING 39-OR-FEWER POINTS	1-0
ALLOWING 40-49 POINTS	4-0
ALLOWING 50-59 POINTS	3-0
ALLOWING 60-69 POINTS	2-0
ALLOWING 70-79 POINTS	1-1
ALLOWING 80-89 POINTS	0-0
ALLOWING 90-OR-MORE POINTS	0-0
GAME DECIDED BY 1-POINT	0-0
GAME DECIDED BY 2-3 POINTS	0-0
GAME DECIDED BY 4-5 POINTS	0-0
GAME DECIDED BY 6-9 POINTS	0-1
GAME DECIDED BY 10-19 POINTS	4-0
GAME DECIDED BY 20-29 POINTS	1-0
GAME DECIDED BY 30-39 POINTS	0-0
GAME DECIDED BY 40-49 POINTS	2-0
GAME DECIDED BY 50-59 POINTS	3-0
GAME DECIDED BY 60+ POINTS	1-0
HIGHER FIELD GOAL PERCENTAGE	8-0
LOWER FIELD GOAL PERCENTAGE	3-1
SAME FIELD GOAL PERCENTAGE	0-0
SHOOTING LESS THAN 30%	0-0
SHOOTING 30-39%	3-0
SHOOTING 40-49%	3-1
SHOOTING 50+%	5-0
OPP. SHOOTING LESS 30%	4-0
OPP. SHOOTING 30-39%	4-0
OPP. SHOOTING 40-49%	2-1
OPP. SHOOTING 50+%	0-1
MORE MADE 3-PT THAN OPP.	6-0
FEWER MADE 3-PT THAN OPP.	3-1
SAME 3-PT MAKES AS OPP.	1-0
MAKING FEWER THAN FIVE 3-PT FG	2-1
MAKING BETWEEN 5-9 3-PT FG	8-0
MAKING 10+ 3-PT FG	1-0
ALLOWING FEWER THAN 5 3-PT FG	8-1
ALLOWING BETWEEN 5-9 3-PT FG	2-0
ALLOWING 10+ 3-PT FG	1-0

MAKING MORE FREE THROWS	10-0
MAKING FEWER FREE THROWS	0-1
MAKING SAME FREE THROWS	1-0
MAKING FEWER THEN 10 FREE THROWS	1-0
MAKING 10-19 FREE THROWS	8-1
MAKINGS 20+ FREE THROWS	2-0
OPP. MAKES 0-10 FREE THROWS	8-0
OPP. MAKES 10-19 FREE THROWS	3-1
OPP. MAKES 20+ FREE THROWS	0-0
OUTREBOUNDING OPP.	9-0
OUTREBOUNDED BY OPP.	2-1
SAME TOTAL OF REBOUNDS	0-0
FEWER THAN 10 ASSISTS	1-0
10-19 ASSISTS	6-1
20+ ASSISTS	4-0
NO BLOCKS	0-0
1-4 BLOCKS	8-1
5+ BLOCKS	3-0
COMMITTING FEWER TURNOVERS	11-1
COMMITTING MORE TURNOVERS	0-0
COMMITTING SAME TURNOVERS	0-0
FORCING FEWER THAN 10 TURNOVERS	0-0
FORCING 10-19 TURNOVERS	0-0
FORCING 20-29 TURNOVERS	9-1
FORCING 30+ TURNOVERS	2-0
IN DAY GAMES	6-1
IN NIGHT GAMES	5-0
ON SUNDAY	2-0
ON MONDAY	1-0
ON TUESDAY	1-0
ON WEDNESDAY	2-1
ON THURSDAY	2-0
ON FRIDAY	2-0
ON SATURDAY	1-0
IN NOVEMBER	7-1
IN DECEMBER	4-0
IN JANUARY	0-0
IN FEBRUARY	0-0
IN MARCH	0-0
VS. SEC	0-0
VS. SEC AT MEMORIAL GYM	0-0
VS. SEC ON THE ROAD	0-0
VS. RANKED OPPONENTS	0-0
WINNING THE OPENING TIP	9-1
LOSING THE OPENING TIP	2-0
WEARING WHITE	4-1
WEARING VANDY SCRIPT WHITE	1-0
WEARING GOLD	1-0
WEARING BLACK	3-0
WEARING V BLACK	1-0
WEARING GRAY	1-0
WEARING PLAY4KAY JERSEY	0-0





2024-25 GAME LEADERS

OPPONENT	DATE	SCORE	W/L	POINTS	REBOUNDS	ASSISTS	STEALS	BLOCKS
Lipscomb	11-04-24	102-50	W	Pierre (25)	Pierre (14)	Blakes (5)	Greene (6)	Mitchell (1)
Austin Peay	11-08-24	93-37	W	Blakes/Moore (16)	Pierre (10)	Greene/Moore (3)	Blakes (3)	Kapinus/Makurat/Nwaba (2)
at South Florida	11-14-24	62-49	W	Pierre (17)	Pierre (10)	Oliver (3)	Blakes/Oliver (2)	--
Butler	11-17-24	81-52	W	Blakes (29)	Pierre (8)	Oliver (6)	Pierre (4)	Kapinus/Nwaba (1)
Hampton	11-20-24	94-45	W	Blakes (22)	Pierre (12)	Blakes (8)	Blakes/Pierre (3)	Nwaba (3)
Samford	11-22-24	104-59	W	Pierre (21)	Pierre (12)	Greene/Kapinus (6)	Kapinus/Pierre (4)	Blakes/Kapinus/Mitchell (1)
vs. Arizona	11-26-24	71-60	W	Pierre (25)	Pierre (15)	Blakes/Moore (4)	Pierre (7)	Kapinus (2)
vs. Michigan State	11-27-24	70-78	L	Pierre (19)	Mitchell/Oliver/Pierre (6)	Oliver/Pierre (4)	Pierre (4)	Kapinus/Mitchell/Oliver (1)
Appalachian State	12-01-24	94-40	W	Blakes (20)	Kapinus/Pissott (7)	Blakes (6)	Blakes (7)	Nwaba (1)
at Miami (Fl.)	12-04-24	88-70	W	Pierre (28)	Pierre (13)	Moore (7)	Pierre (4)	Moore (1)
Evansville	12-14-24	106-40	W	Pierre (42)	Pierre (18)	Blakes/Moore (3)	Pierre (8)	Mitchell (2)
at Dayton	12-19-24	80-66	W	Greene (25)	Pierre (10)	Oliver (7)	Blakes (5)	Oliver (3)
West Georgia	12-21-24							
Alabama A&M	12-29-24							
Georgia	01-02-25							
Kentucky	01-05-25							
at Ole Miss	01-09-25							
at LSU	01-13-25							
Tennessee	01-19-25							
Arkansas	01-23-25							
at Alabama	01-26-25							
at Florida	01-30-25							
Ole Miss	02-02-25							
at Texas	02-06-25							
Mississippi State	02-13-25							
at Auburn	02-16-25							
at Oklahoma	02-20-25							
South Carolina	02-23-25							
Texas A&M	02-27-25							
at Missouri	03-02-25							

POINTS	REBOUNDS	ASSISTS	STEALS	BLOCKS
Khamil Pierre 7 (6-1)	Khamil Pierre 11 (10-1)	Mikayla Blakes 5 (5-0)	Khamil Pierre 7 (6-1)	Lelilani Kapinus 5 (4-1)
Mikayla Blakes 4 (4-0)	Leilani Kapinus 1 (1-0)	Iyana Moore 4 (4-0)	Mikayla Blakes 5 (5-0)	Jane Nwaba 4 (4-0)
Madison Greene 1 (1-0)	Justine Pissott 1 (1-0)	Jordyn Oliver 4 (3-1)	Madison Greene 1 (1-0)	Aiyana Mitchell 4 (3-1)
Iyana Moore 1 (1-0)	Aiyana Mitchell 1 (0-1)	Madison Greene 2 (2-0)	Leilani Kapinus 1 (1-0)	Jordyn Oliver 2 (1-1)
	Jordyn Oliver 1 (0-1)	Leilani Kapinus 1 (1-0)	Jordyn Oliver 1 (1-0)	Mikayla Blakes 1 (1-0)
		Khamil Pierre 1 (0-1)		Aga Makurat 1 (1-0)
				Iyana Moore 1 (1-0)

2024-25 GAME HIGHS & LOWS

HIGHS

Points	106	vs. Evansville (12/14/24)
FG Made	44	vs. Evansville (12/14/24)
FG Attempts	93	vs. Evansville (12/14/24)
3-Pt FG Made	13	vs. Appalachian St. (12/1/24)
3-PT FG Attempts	38	vs. Appalachian St. (12/1/24)
FT Made	23	vs. Austin Peay (11/8/24) vs. Arizona (11/26/24)
FT Attempts	31	vs. Arizona (11/26/24)
Rebounds	56	vs. Samford (11/22/24)
Assists	23	vs. Samford (11/22/24) vs. Appalachian St. (12/1/24)
Steals	24	vs. Evansville (12/14/24)
Blocks	8	vs. Austin Peay (11/8/24)
Turnovers	23	vs. Arizona (11/26/24)
Fouls	22	vs. Michigan State (11/27/24)

LOWS

Points	62	at South Florida (11/14/24)
FG Made	21	vs. Arizona (11/26/24)
FG Attempts	54	vs. Arizona (11/26/24)
3-Pt FG Made	2	vs. Evansville (12/14/24)
3-PT FG Attempts	14	vs. Arizona (11/26/24) vs. Michigan State (11/27/24)
FT Made	3	at South Florida (11/14/24)
FT Attempts	8	at South Florida (11/14/24)
Rebounds	33	vs. Butler (11/17/24) at Dayton (12/19/24)
Assists	6	at South Florida (11/14/24)
Steals	7	at Miami (12/4/24)
Blocks	0	at South Florida (11/14/24)
Turnovers	6	vs. Appalachian St. (12/1/24)
Fouls	11	at South Florida (11/14/24) vs. Hampton (11/20/24)



**VANDERBILT STATS****BENCH PRODUCTION**

Game	VU-OPP	Diff.	Top Bench Scorer
Lipscomb	31-25	+6	Madison Greene, 14
Austin Peay	35-12	+23	Madison Greene, 13
at South Fla.	6-32	-26	Makurat/Mitchell/Moore, 2
Butler	17-18	-1	Aiyana Mitchell, 6
Hampton	33-18	+15	Madison Greene, 11
Samford	43-18	+25	Madison Greene, 16
vs. Arizona	15-6	+9	Leilani Kapinus, 7
vs. Michigan St.	7-9	-2	Aiyana Mitchell, 6
Appalachian St.	31-24	+7	Aga Makurat, 7
at Miami	17-11	+6	Leilani Kapinus, 8
Evansville	24-9	+15	Leilani Kapinus, 10
at Dayton	27-18	+9	Madison Greene, 25
Total	286-200	+86	Madison Greene, 96
AVG.	23.8-16.7	+7.2	Madison Greene, 12.0 ppg

SPECIALTY STATS

Game	Paint	Off TO	2nd Chance	Fastbreak
Lipscomb	70-22	22-8	23-8	27-3
Austin Peay	42-20	33-10	20-4	24-1
at South Fla.	28-24	19-12	12-7	3-4
Butler	30-20	41-13	10-7	14-7
Hampton	46-28	36-12	19-4	13-6
Samford	60-22	24-3	28-9	26-9
vs. Arizona	20-40	29-19	17-13	9-8
vs. Michigan St.	42-48	23-20	14-16	26-9
Appalachian St.	38-22	33-7	21-7	21-2
at Miami	46-40	27-14	16-2	8-3
Evansville	76-20	54-3	40-9	25-4
at Dayton	28-42	32-7	14-8	14-6
Total	526-348	373-128	234-94	210-62
AVG.	43.8-29.0	31.1-10.7	19.5-7.8	17.5-5.2



2024-25 GAME COMPARISON

Opponent	1st	2nd	3rd	4th	Final	Mar	Total FG	FG Pct	3-Pointers	3FG Pct	Free Throws	FT Pct	Rebs	Mar	Ast	TOver	Block	Steal	Fouls
Lipscomb	31-15	22-10	28-14	21-11	102-50	+52	43-81/17-61	.531/.279	5-17/6-35	.294/.171	11-14/10-17	.786/.588	54/32	+22	17/6	12/23	1/2	15/2	15/17
Austin Peay	24-16	28-10	26-4	15-7	93-37	+56	32-71/15-52	.451/.288	6-17/3-14	.353/.214	23-30/4-14	.767/.286	55/28	+27	15/6	12/25	8/2	10/6	15/27
at South Florida	19-17	15-9	20-11	8-12	62-49	+13	26-68/21-57	.382/.368	7-28/4-18	.250/.222	3-8/3-3	.375/1.000	37/43	-6	6/13	12/23	0/8	8/5	11/14
Butler	17-8	20-12	22-16	22-16	81-52	+19	29-57/18-47	.509/.383	8-18/8-18	.444/.444	15-19/8-11	.789/.727	33/25	+8	18/12	21/30	2/0	17/12	16/16
Hampton	23-21	28-7	25-4	18-13	94-45	+49	38-70/18-49	.543/.367	8-25/3-12	.320/.250	10-12/6-8	.833/.750	40/24	+16	22/9	11/24	6/1	11/7	11/15
Samford	19-21	24-8	23-16	38-14	104-59	+45	42-83/22-56	.506/.393	8-19/11-29	.421/.379	12-20/4-8	.600/.500	56/26	+30	23/16	11/22	3/2	17/8	17/19
vs. Arizona	15-7	16-11	19-19	21-23	71-60	+11	21-54/25-58	.389/.431	6-14/4-16	.429/.250	23-31/6-11	.742/.545	40/33	+7	12/12	23/26	2/2	19/11	19/22
vs. Michigan State	19-16	8-13	22-16	21-33	70-78	-8	26-64/28-65	.496/.431	3-14/4-12	.214/.333	15-20/18-25	.750/.720	34/48	-14	17/15	21/24	3/7	15/14	22/21
Appalachian State	33-2	18-13	14-16	29-9	94-40	+54	33-77/16-54	.429/.296	13-38/3-16	.342/.188	15-15/5-8	1.000/.625	48/36	+12	23/8	6/21	1/3	14/3	10/15
at Miami	23-13	23-18	23-24	19-15	88-70	+18	34-68/28-53	.500/.528	9-24/6-17	.375/.353	11-15/8-11	.733/.727	36/24	+12	20/14	15/21	1/1	7/8	16/16
Evansville	34-12	24-8	28-11	20-9	106-40	+66	44-93/15-54	.473/.278	2-24/4-27	.083/.148	16-19/6-9	.842/.667	55/36	+19	13/8	9/36	4/2	24/2	15/18
at Dayton	33-15	13-24	13-17	21-10	80-66	+14	29-76/26-53	.382/.491	9-26/3-14	.346/.214	13-15/11-12	.867/.917	33/42	-9	18/16	8/26	3/4	16/3	14/15
West Georgia																			
Alabama A&M																			
Georgia																			
Kentucky																			
at Ole Miss																			
at LSU																			
Tennessee																			
Arkansas																			
at Alabama																			
at Florida																			
Ole Miss																			
at Texas																			
Mississippi State																			
at Auburn																			
at Oklahoma																			
South Carolina																			
Texas A&M																			
at Missouri																			
SEASON TOTAL	290-166	239-143	263-168	253-172	1045-646	+399	397-798/249-659	.461/.378	84-264/59-228	.318/.259	167-218/89-137	.766/.650	521/397	+124	204/135	161/301	34/34	173/85	183/213
SEASON AVG	24.2-13.8	19.9-11.9	21.9-14.0	21.1-14.3	87.1-53.8	+33.3	33.1-66.5/20.8-54.9		7.0-22.0/4.9-19.0		13.9-18.2/7.4-11.4		43.4/33.1	+10.3	17.0/11.3	13.3/25.1	2.8/2.8	13.4/7.1	15.3/17.8

SEASON HIGH | SEASON LOW

2024-25 GAME-BY-GAME STATS

Opponent	Date	Score	W/L	Total		3-Pointers		Free throws		Rebounds				PF	A	TO	BLK	STL	PTS	AVG
				FG-FGA	PCT	3FG-3FGA	PCT	FT-FTA	PCT	OFF	DEF	TOT	AVG							
Lipscomb	11/04/2024	102-50	W	43-81	.531	5-17	.294	11-14	.786	22	32	54	54.0	17	17	12	1	15	102	102.0
Austin Peay	11/08/2024	93-37	W	32-71	.451	6-17	.353	23-30	.767	21	34	55	54.5	15	15	12	8	10	93	97.5
at South Fla.	11/14/2024	62-49	W	26-68	.382	7-28	.250	3-8	.375	12	25	37	48.7	11	6	12	0	8	62	85.7
Butler	11/17/2024	81-52	W	29-57	.509	8-18	.444	15-19	.789	13	20	33	44.8	16	18	21	2	17	81	84.5
Hampton	11/20/2024	94-45	W	38-70	.543	8-25	.320	10-12	.833	15	25	40	43.8	11	22	11	6	11	94	86.4
Samford	11/22/2024	104-59	W	42-83	.506	8-19	.421	12-20	.600	27	29	56	45.8	17	23	11	3	17	104	89.3
vs Arizona	11/26/2024	71-60	W	21-54	.389	6-14	.429	23-31	.742	15	25	40	45.0	19	12	23	2	19	71	86.7
vs Michigan St.	11/27/2024	70-78	L	26-64	.406	3-14	.214	15-20	.750	14	20	34	43.6	22	17	21	3	15	70	84.6
App State	12/01/2024	94-40	W	33-77	.429	13-38	.342	15-15	1.000	18	30	48	44.1	10	23	6	1	14	94	85.7
at Miami (FL)	12/04/2024	88-70	W	34-68	.500	9-24	.375	11-15	.733	17	19	36	43.3	16	20	15	1	7	88	85.9
Evansville	12/14/2024	106-40	W	44-93	.473	2-24	.083	16-19	.842	29	26	55	44.4	15	13	9	4	24	106	87.7
at Dayton	12/19/2024	80-66	W	29-76	.382	9-26	.346	13-15	.867	16	17	33	43.4	14	18	8	3	16	80	87.1
Total		1045		397-862	.461	84-264	.318	167-218	.766	219	302	521	43.4	183	204	161	34	173	1045	87.1
Opponents		646		249-659	.378	59-228	.259	89-137	.650	127	270	397	33.1	213	135	301	34	85	646	53.8

Vanderbilt Averages

Games Played	Points/game	FG Pct	3FG Pct	FT Pct	Rebounds/game	Assists/game	Turnovers/game	Assist/Turnover ratio	Steals/game	Blocks/game
12	87.1	46.1	31.8	76.6	43.4	17.0	13.4	1.3	14.4	2.8





THE SHEA RALPH FILE

Head Coach Vanderbilt (2021-Current)

- 62-49 overall record in four seasons at Vanderbilt
- Guided Vanderbilt to its first NCAA Tournament bid since the 2014 NCAA Tournament in 2023-24 and posted the Dores' first NCAA Tournament victory since 2013
- Posted the largest win improvement from one season to next in school history during the 2023-24 season, as Vandy's 23 victories marked an 11-win improvement from 2022-23
- Led Vanderbilt to its first postseason bid since the 2013-14 campaign with an appearance in the 2022 WNIT in her debut season in 2021-22
- Guided Vandy to a school record six SEC road wins in '23-'24
- Five players have earned All-SEC honors under Ralph

Assistant Coach UConn (2008-2021)

- 462-22 in 13 seasons as an assistant coach at UConn
- Won Six NCAA National Championships
- 12 Final Four Appearances
- 16 Conference Titles
- Coached 21 WNBA Draft Picks, 9 top-5 picks, three No. 1 picks

Assistant Coach Pittsburgh (2003-2008)

- 86-66 in five seasons as an assistant coach at Pittsburgh
- 2008 Sweet 16 Appearance
- Two NCAA Tournament Appearances (2007 & 08)
- 2006 WNIT Final Four

Player UConn (1996-2001)

- Drafted by Utah Starzz in 2001 WNBA Draft
- Scored 1,678 career points, Ranks 8th in UConn history
- Won 2000 NCAA National Championship
- 2000 NCAA Women's Final Four MVP
- 2000 Big East Player of the Year
- 2000 All-American
- 2000 Sports Illustrated Women's College Player of the Year
- Honda Award Winner

SHEA RALPH

HEAD COACH
FOURTH SEASON
UConn - '01



Shea Ralph was named the sixth head coach in Vanderbilt women's basketball history on April 13, 2021. The 2024-25 campaign marks her fourth season leading the Commodores.

Ralph orchestrated one of the biggest turn-arounds in program history during the 2023-24 season, as the Commodores went from being projected last in the SEC preseason polls to earning the program's first bid into the NCAA Tournament in 10 seasons.

Vanderbilt went 23-10 in Year 3 under Ralph's direction, as the Commodores made their first appearance in the NCAA Tournament since the 2013-14 campaign. The 23 wins marked an 11-win improvement from a season ago, which is the second-largest win improvement from one season to the next in program history.

The Commodores went out and proved the preseason prognosticators wrong in 2023-24, as Vandy finished sixth in the SEC after being picked 13th in the Preseason SEC Coaches Poll and 14th in the Preseason SEC Media Poll. The Dores went 9-7 in SEC play and won a program-record six road SEC games. The nine SEC wins were the most for Vanderbilt since the 2012-13 campaign. The Commodores earned the No. 6 seed in the 2024 SEC Women's Basketball Tournament, which was the program's highest seed at the SEC Tournament since 2011.

Vanderbilt's at-large bid into the 2024 NCAA



Tournament marked the second time in her three seasons that Ralph has led the Commodores to the postseason.

A total of three Commodores earned All-SEC honors in Year 3 under Ralph. Iyana Moore made her first appearance on the All-SEC second team, while Jordyn Cambridge was named to the All-SEC defensive team for a school-record third time. Khamil Pierre was named to the All-SEC freshman team, making her the third Commodore to earn a spot on the team under Ralph, joining Moore and Sacha Washington. Pierre also was named SEC Freshman of the Week a program record five times during the season.

Vanderbilt's hard-nosed and gritty approach helped the Commodores become one of the elite defensive teams in the SEC, as Vandy ranked third in steals per game at 10.2 steals. The Dores' 315 steals during the 2023-24 campaign are the third-most in a season in program history.

Vanderbilt was hit hard with a plethora of pre-season injuries to begin the 2022-23 campaign. Coach Ralph was able to rally the Commodores and record a second-straight double-digit win season, marking the first time in six years that Vandy has posted back-to-back double-digit win campaigns.

During the 2022-23 campaign, Ralph guided Vanderbilt to a winning record inside Memorial Gymnasium for the 38th time in the last 40 seasons. The Commodores won nine games at Memorial Gym, which included victories over Texas A&M, Arkansas, and Kentucky.

Ralph was key in the development of Cijia Harbison, who transferred into the program for her graduate season and become one of the most prolific scorers in the SEC. Harbison earned second team All-SEC honors after averaging 19.6 points per game and shot 40.6% from the field. The only player in the SEC to score 40 points in a game this season, Harbison had three outings with 30-plus points among the 23 times she has scored in double figures while recording the



highest scoring average of her collegiate career. Harbison has led the Commodores in scoring 16 times, assists on 20 occasions and steals in 15 games. Harbison tied a school record with 41 points and added five steals in a January win over Texas A&M

In her inaugural season, Ralph led Vanderbilt to its first postseason appearance since 2014. The Commodores reached the third round of the Women's National Invitation Tournament, their longest postseason run since 2013. Vanderbilt also recorded its first SEC Tournament victory in six years when it defeated Texas A&M 85-69 on March 2, 2022.



In all, Ralph accrued the third-most wins of any women's basketball coach in a debut season. That included a 63-59 victory against No. 15 Florida in Memorial Gymnasium on Feb. 24, 2022, the program's first win against a ranked opponent since 2020.

Ralph wasted no time helping individual student-athletes realize their full potential. Jordyn Cambridge, Iyana Moore and Sacha Washington earned All-SEC accolades during the 2021-22 campaign. Cambridge recorded the program's first postseason triple-double during the SEC Tournament, while she and Moore contributed to a program-record 17 3-pointers against Alabama State on Dec. 28, 2021.

A seven-time national champion as a student-athlete or coach, Ralph arrived at Vanderbilt after spending the previous 13 seasons as an assistant coach alongside Geno Auriemma at the University of Connecticut. While serving as a coach at her alma mater, Ralph helped guide the Huskies to 12 Final Four appearances and six national championships, including a record four consecutive titles from 2013-16.

Ralph was an instrumental figure in recruiting and player development with the Huskies. She mentored standouts like Paige Bueckers, who in 2020-21 became the first freshman to sweep the major national player-of-the-year awards:

RALPH'S CAREER RECORD

SEASON	TEAM	OVERALL	CONF.	CONF. FINISH	POSTSEASON
1996-97	UConn (Player)	33-1	18-0	1st	Elite Eight
1997-98	UConn (Player)	34-3	17-1	1st	Elite Eight
1998-99	UConn (Player)	29-5	17-1	T-1st	Sweet 16
1999-00	UConn (Player)	36-1	18-0	T-1st	NCAA Champions
2000-01	UConn (Player)	32-3	17-1	1st	Final Four
2003-04	Pittsburgh (AC)	6-20	2-14	13th	--
2004-05	Pittsburgh (AC)	13-15	5-11	10th	--
2005-06	Pittsburgh (AC)	22-11	9-7	T-6th	WNIT Final Four
2006-07	Pittsburgh (AC)	24-9	10-6	T-5th	NCAA 2nd Rd
2007-08	Pittsburgh (AC)	24-11	10-6	T-5th	Sweet 16
2008-09	UConn (AC)	39-0	16-0	1st	NCAA Champions
2009-10	UConn (AC)	39-0	16-0	1st	NCAA Champions
2010-11	UConn (AC)	36-2	16-0	1st	Final Four
2011-12	UConn (AC)	33-5	13-3	T-2nd	Final Four
2012-13	UConn (AC)	35-4	14-2	2nd	NCAA Champions
2013-14	UConn (AC)	40-0	18-0	1st	NCAA Champions
2014-15	UConn (AC)	38-1	18-0	1st	NCAA Champions
2015-16	UConn (AC)	38-0	18-0	1st	NCAA Champions
2016-17	UConn (AC)	36-1	16-0	1st	Final Four
2017-18	UConn (AC)	36-1	16-0	1st	Final Four
2018-19	UConn (AC)	35-3	16-0	1st	Final Four
2019-20	UConn (AC)	29-3	16-0	1st	Tournament Canceled
2020-21	UConn (AC)	28-2	18-0	1st	Final Four
2021-22	Vanderbilt (HC)	16-19	4-12	T-12th	WNIT Sweet 16
2022-23	Vanderbilt (HC)	12-19	3-13	12th	--
2023-24	Vanderbilt (HC)	23-10	9-7	6th	NCAA 1st Rd
2024-25	Vanderbilt (HC)	11-1	0-0	--	--

AT VANDERBILT: 62-49 (.559) - Three Seasons

TOTAL: 776-149 (.839) - 27 Seasons

7- NCAA National Titles ('00, '09, '10, '13, '14, '15, '16)

14 - NCAA Final Fours ('00, '01, '09, '10, '11, '12, '13, '14, '15, '16, '17, '18, '19)

16 - NCAA Elite Eights ('97, '98, '00, '01, '09, '10, '11, '12, '13, '14, '15, '16, '17, '18, '19)

18 - NCAA Sweet 16 Appearances | 16 - Conference Regular Season Championships

the Naismith Trophy, Associated Press Player of the Year, USBWA National Player of the Year, Lieberman Award and Wooden Award.

In all, Ralph worked with 21 WNBA draft picks at UConn, including nine top-five picks and three No. 1 overall selections: Tina Charles, Maya Moore and Breanna Stewart.

Prior to returning to UConn as an assistant, Ralph spent five seasons at the University of Pittsburgh from 2003-08. She was instrumental in a period of unprecedented success, helping the Panthers improve from single-digit victories to at least 22 victories in each of her final three seasons. Pitt also reached the Sweet 16 for the first time in program history in 2008.

As one of the most celebrated student-athletes in women's basketball history, Ralph ranks eighth in UConn's storied record book with 1,678 points. She also ranks among the program's all-time top 10 in career assists (456), steals (252) and field goal percentage (57.9). Ralph graduated from Connecticut in 2001 with a degree in exercise physiology.

In leading UConn to a national championship in 2000, Ralph was named an All-American and Big East Player of the Year. She was selected at the most valuable player in the 2000 NCAA Women's Final Four. She also won the Honda Award, presented to the premier female student-athlete in 12 collegiate sports, and the "Sports Illustrated for Women" Player of the Year.

Ralph was selected by the Utah Starzz in the 2001 WNBA Draft, but was unable to pursue a professional career due to a knee injury.

Ralph and her husband, Tom Garrick, have one daughter, Maysen. Currently a member of the Vanderbilt coaching staff, Garrick served as head coach of the UMass-Lowell women's basketball program from 2018-21 and previously served as a Vanderbilt assistant from 2009-15.





1 MIKAYLA BLAKES

@mikaylablakes
 @mikaylablakes
 @mikaylablakes

G // 5-8 // Fr. // Somerset, N.J. (Rutgers Prep HS)**SEASON HIGHS**

Points // 29, Butler (11/17/24)
 FG Made // 10, at Miami (12/04/24)
 FG Attempts // 22, at Miami (12/04/24)
 3-Pt Made // 5 (2x), Last: at Miami (12/04/24)
 3-Pt Attempt // 9, Butler (11/17/24)
 FT Made // 7 (2x), Last: Evansville (12/14/24)
 FT Attempt // 8, Butler (11/17/24)
 Rebounds // 5, Lipscomb (11/4/24)
 Assists // 8, Hampton (11/20/24)
 Steals // 7, vs. Appalachian State (12/1/24)
 Blocks // 1 (2x), Last: Samford (11/22/24)
 Minutes // 37, at Miami (12/04/24)

CAREER HIGHS

Points // 29, Butler (11/17/24)
 FG Made // 10, at Miami (12/04/24)
 FG Attempts // 22, at Miami (12/04/24)
 3-Pt Made // 5 (2x), Last: at Miami (12/04/24)
 3-Pt Attempt // 9, Butler (11/17/24)
 FT Made // 7 (2x), Last: Evansville (12/14/24)
 FT Attempt // 8, Butler (11/17/24)
 Rebounds // 5, Lipscomb (11/4/24)
 Assists // 8, Hampton (11/20/24)
 Steals // 7, vs. Appalachian State (12/1/24)
 Blocks // 1 (2x), Last: Samford (11/22/24)
 Minutes // 37, at Miami (12/04/24)

- Three-Time SEC Freshman of the Week - Nov. 19, Nov. 26, Dec. 10
- Leads all NCAA Division I freshmen in scoring (20.0 ppg), points scored (224) & steals (34)
- First NCAA Division I freshman to score over 200 pts this season
- First Dore freshman to score double-digit points in her first 11 games at Vandy since at least 2009-10
- Her 29 pts vs. Butler ties her for the 5th-most points scored by a Vandy freshman

	SUPERLATIVES	24-25 CAREER	SUPERLATIVES	24-25 CAREER
10+ POINTS	12	12	3+ STEALS	6
15+ POINTS	10	10	2+ BLOCKS	--
20+ POINTS	7	7	DOUBLE-DOUBLES	--
30+ POINTS	--	--	LED VANDY IN PTS	4
MADE 3+ 3-PT FG	4	4	LED VANDY IN REB	--
10+ REBS	--	--	LED VANDY IN AST	5
3+ ASSISTS	8	8	LED VANDY IN STL	3
			LED VANDY IN BLK	1

GAME-BY-GAME

DATE	OPPONENT	GS	MIN	FGM/A	FG%	3FG/A	3P%	FTM/A	FG%	OFF	DEF	TOT	AVG	PF	AST	T/O	BLK	STL	PTS	AVG	
11.4.24	LIPSCOMB	*	25:31	9-18	.500	2-7	.286	3-3	1.000	2	3	5	5.0	2	5	0	0	2	23	23.0	
11.8.24	AUSTIN PEAY	*	15:31	5-8	.625	2-4	.500	4-5	.800	2	1	3	4.0	1	1	2	1	3	16	19.5	
11.14.24	AT SOUTH FLORIDA	*	31:24	6-14	.429	2-8	.250	2-4	.500	0	2	2	3.3	1	1	5	0	2	16	18.3	
11.17.24	BUTLER	*	35:34	9-18	.500	4-9	.444	7-8	.875	1	1	2	3.0	3	2	3	0	3	29	21.0	
11.20.24	HAMPTON	*	29:14	9-14	.643	1-5	.200	3-5	.600	1	2	3	3.0	2	8	3	0	3	22	21.2	
11.22.24	SAMFORD	*	23:12	5-12	.417	2-5	.400	2-2	1.000	1	2	3	3.0	2	5	3	1	2	14	20.0	
11.26.24	VS. ARIZONA	*	34:31	6-14	.429	5-8	.625	6-6	1.000	0	2	2	2.9	4	4	1	0	4	23	20.4	
11.27.24	VS. MICHIGAN ST.	*	26:36	3-10	.300	1-4	.250	6-6	1.000	1	0	1	2.6	3	3	3	0	2	13	19.5	
12.1.24	APPALACHIAN ST.	*	28:35	7-15	.467	2-8	.250	4-4	1.000	2	1	3	2.7	2	6	2	0	7	20	19.6	
12.4.24	AT MIAMI	*	37:14	10-22	.455	5-14	.357	1-2	.500	0	1	1	2.5	2	3	3	0	0	26	20.2	
12.14.24	EVANSVILLE	*	26:07	7-19	.368	1-7	.143	7-7	1.000	3	1	4	2.6	2	3	1	0	1	22	20.4	
12.19.24	AT DAYTON	*	26:50	6-17	.353	2-8	.250	2-2	1.000	1	0	1	2.5	4	1	3	0	5	16	20.0	
12.21.24	WEST GEORGIA																				
12.29.24	ALABAMA A&M																				
1.2.25	GEORGIA																				
1.5.25	KENTUCKY																				
1.9.25	AT OLE MISS																				
1.13.25	AT LSU																				
1.19.25	TENNESSEE																				
1.23.25	ARKANSAS																				
1.26.25	AT ALABAMA																				
1.30.25	AT FLORIDA																				
2.2.25	OLE MISS																				
2.6.25	AT TEXAS																				
2.13.25	MISSISSIPPI ST.																				
2.16.25	AT AUBURN																				
2.20.25	AT OKLAHOMA																				
2.23.25	SOUTH CAROLINA																				
2.27.25	TEXAS A&M																				
3.2.25	AT MISSOURI																				
TOTAL			12	340:18	82-181	.453	29-87	.333	47-54	.870	14	16	30	2.5	28	42	29	2	34	240	20.0

CAREER STATS

YEAR	GP	GS	MIN	AVG	FG	FGA	PCT	3FG	3FGA	3PCT	FT	FTA	PCT	OFF	DEF	TOT	AVG	PF	FO	AST	TO	BLK	STL	PTS	AVG
2024-25	12	12	340	28.4	82	181	.453	29	87	.333	47	54	.870	14	16	30	2.5	28	0	42	29	2	34	240	20.0
CAREER	12	12	340	28.4	82	181	.453	29	87	.333	47	54	.870	14	16	30	2.5	28	0	42	29	2	34	240	20.0





2 JADA BROWN

@_jadabrown
 @brownjadaa
 @jadabrown_

G // 5-8 // Jr. // Bentonville, Ark. (Bentonville HS)**SEASON HIGHS**

Points // 4, Lipscomb (11/4/24)
 FG Made // 1 (3x), Last: Evansville (12/14/24)
 FG Attempts // 2, Lipscomb (11/4/24)
 3-Pt Made // 1, Appalachian State (12/1/24)
 3-Pt Attempt // 1 (2x), Last: App State (12/1/24)
 FT Made // 2, Lipscomb (11/4/24)
 FT Attempt // 2, Lipscomb (11/4/24)
 Rebounds // 2 (3x), Last: App State (12/1/24)
 Assists // 1 (3x), Last: App State (12/1/24)
 Steals // 2, Austin Peay (11/8/24)
 Blocks // --
 Minutes // 13, Lipscomb (11/4/24)

CAREER HIGHS

Points // 12, vs. NC State (11/24/22)
 FG Made // 4, vs. NC State (11/24/22)
 FG Attempts // 12, Samford (11/10/22)
 3-Pt Made // 4, vs. NC State (11/24/22)
 3-Pt Attempt // 8, at LSU (01/01/23)
 FT Made // 2 (3x), Last: Lipscomb (11/4/24)
 FT Attempt // 2 (5x), Last: Lipscomb (11/4/24)
 Rebounds // 4 (4x), Last Radford (12/31/23)
 Assists // 5, Tarleton State (11/15/22)
 Steals // 2 (4x), Last: Austin Peay (11/8/24)
 Blocks // 1 (2x), Last: Florida (01/22/23)
 Minutes // 42, Lipscomb (12/18/22)

- Scored 4 pts in 13 min. vs. Lipscomb in the 2024-25 season opener
- Played in 57 career games with 22 starts at Vanderbilt
- Scored career-best 12 pts vs. NC State after 4-of-4 from 3-pt range on 11.24.22
- SEC Winter Academic Honor Roll ('24)
- Majoring in Human & Organizational Development

SUPERLATIVES

10+ POINTS -- 2
 15+ POINTS -- --
 20+ POINTS -- --
 30+ POINTS -- --
 MADE 3+ 3-PT FG -- 3
 10+ REBS -- --
 3+ ASSISTS -- 1

24-25 CAREER

-- 2
 -- --
 -- --
 -- --
 -- 3
 -- --
 -- 1

SUPERLATIVES

3+ STEALS -- --
 2+ BLOCKS -- --
 DOUBLE-DOUBLES -- --
 LED VANDY IN PTS -- --
 LED VANDY IN REB -- --
 LED VANDY IN AST -- 1
 LED VANDY IN STL -- --
 LED VANDY IN BLK -- --

GAME-BY-GAME

DATE	OPPONENT	GS	MIN	FGM/A	FG%	3FG/A	3P%	FTM/A	FG%	OFF	DEF	TOT	AVG	PF	AST	T/O	BLK	STL	PTS	AVG
11.4.24	LIPSCOMB		12:44	1-2	.500	0-0	.000	2-2	1.000	1	0	1	1.0	3	0	0	0	0	4	4.0
11.8.24	AUSTIN PEAY		08:06	0-1	.000	0-1	.000	0-0	.000	1	1	2	1.5	2	1	0	0	2	0	2.0
11.14.24	AT SOUTH FLORIDA		01:49	0-0	.000	0-0	.000	0-0	.000	0	0	0	1.0	0	0	0	0	0	0	1.3
11.17.24	BUTLER		03:55	0-1	.000	0-0	.000	0-0	.000	1	0	1	1.0	0	1	0	0	0	0	1.0
11.20.24	HAMPTON		03:57	0-0	.000	0-0	.000	0-0	.000	1	1	2	1.2	0	0	1	0	0	0	0.8
11.22.24	SAMFORD		02:55	0-0	.000	0-0	.000	0-0	.000	0	0	0	1.0	1	0	0	0	0	0	0.7
11.26.24	VS. ARIZONA																			
11.27.24	VS. MICHIGAN ST.																			
12.1.24	APPALACHIAN ST.		05:46	1-1	1.000	1-1	1.000	0-0	.000	0	2	2	1.1	0	1	0	0	1	3	1.0
12.4.24	AT MIAMI																			
12.14.24	EVANSVILLE		06:19	1-1	1.000	0-0	.000	0-0	.000	0	0	0	1.0	0	0	1	0	1	2	1.1
12.19.24	AT DAYTON																			
12.21.24	WEST GEORGIA																			
12.29.24	ALABAMA A&M																			
1.2.25	GEORGIA																			
1.5.25	KENTUCKY																			
1.9.25	AT OLE MISS																			
1.13.25	AT LSU																			
1.19.25	TENNESSEE																			
1.23.25	ARKANSAS																			
1.26.25	AT ALABAMA																			
1.30.25	AT FLORIDA																			
2.2.25	OLE MISS																			
2.6.25	AT TEXAS																			
2.13.25	MISSISSIPPI STATE																			
2.16.25	AT AUBURN																			
2.20.25	AT OKLAHOMA																			
2.23.25	SOUTH CAROLINA																			
2.27.25	TEXAS A&M																			
3.2.25	AT MISSOURI																			
TOTAL		0	45:31	3-6	.500	1-2	.500	2-2	1.000	4	4	8	1.0	6	3	2	0	4	9	1.1

CAREER STATS

YEAR	GP	GS	MIN	AVG	FG	FGA	PCT	3FG	3FGA	3PCT	FT	FTA	PCT	OFF	DEF	TOT	AVG	PF	FO	AST	TO	BLK	STL	PTS	AVG
2022-23	30	22	637	21.3	44	150	.293	32	105	.305	12	14	.857	13	19	32	1.1	35	0	24	44	1	14	132	4.4
2023-24	18	0	123	6.8	3	19	.158	2	15	.133	4	6	.667	2	9	11	0.6	12	0	7	6	0	2	12	0.7
2024-25	8	0	46	5.7	3	6	.500	1	2	.500	2	2	1.000	4	4	8	1.0	6	0	3	2	0	4	9	1.1
CAREER	57	22	811	14.2	50	176	.284	35	123	.285	18	22	.818	19	32	51	0.9	53	0	34	52	1	20	153	2.7





4 MADISON GREENE

@mad1son_O4

@Mad1son_O4

G // 5-6 // So. // Columbus, Ohio (Pickerington Central HS)

SEASON HIGHS

Points // 25, at Dayton (12/19/24)
 FG Made // 7 (2x), Last: at Dayton (12/19/24)
 FG Attempts // 14, at Dayton (12/19/24)
 3-Pt Made // 5, at South Florida (11/14/24)
 3-Pt Attempt // 8, at South Florida (11/14/24)
 FT Made // 8, at Dayton (12/19/24)
 FT Attempt // 10, at Dayton (12/19/24)
 Rebounds // 5 (2x), Last: at Dayton (12/19/24)
 Assists // 6, Samford (11/22/24)
 Steals // 6, Lipscomb (11/4/24)
 Blocks // 1, Austin Peay (11/8/24)
 Minutes // 37, at South Florida (11/14/24)

CAREER HIGHS

Points // 25, at Dayton (12/19/24)
 FG Made // 7 (2x), Last: at Dayton (12/19/24)
 FG Attempts // 14, at Dayton (12/19/24)
 3-Pt Made // 5, at South Florida (11/14/24)
 3-Pt Attempt // 8, at South Florida (11/14/24)
 FT Made // 8, at Dayton (12/19/24)
 FT Attempt // 10, at Dayton (12/19/24)
 Rebounds // 5 (2x), Last: at Dayton (12/19/24)
 Assists // 6, Samford (11/22/24)
 Steals // 6, Lipscomb (11/4/24)
 Blocks // 1, Austin Peay (11/8/24)
 Minutes // 37, at South Florida (11/14/24)

- Leads the team in points off the bench at 12.0 ppg
- Scored a career-high 25 pts at Dayton on Dec. 19
- Made her first career start at South Fla. (Nov. 14) and scored 15 pts with a career-best five 3-pt FG made
- Tallied double-digit pts off the bench in five games
- First Dore since 2018 to score 25 pts off the bench
- Collected three steals in back-to-back games

	24-25 CAREER		24-25 CAREER	
10+ POINTS	6	9	3+ STEALS	4
15+ POINTS	3	4	2+ BLOCKS	--
20+ POINTS	1	1	DOUBLE-DOUBLES	--
30+ POINTS	--	--	LED VANDY IN PTS	1
MADE 3+ 3-PT FG	2	3	LED VANDY IN REB	--
10+ REBS	--	--	LED VANDY IN AST	1
3+ ASSISTS	3	4	LED VANDY IN STL	1
			LED VANDY IN BLK	--

GAME-BY-GAME

DATE	OPPONENT	GS	MIN	FGM/A	FG%	3FG/A	3P%	FTM/A	FG%	OFF	DEF	TOT	AVG	PF	AST	T/O	BLK	STL	PTS	AVG
11.4.24	LIPSCOMB		28:25	6-10	.600	0-1	.000	2-2	1.000	0	5	5	5.0	2	4	4	0	6	14	14.0
11.8.24	AUSTIN PEAY		30:15	3-10	.300	1-1	1.000	6-6	1.000	1	3	4	4.5	2	3	2	1	2	13	13.5
11.14.24	AT SOUTH FLORIDA *		37:10	5-9	.556	5-8	.625	0-0	.000	2	2	4	4.3	1	1	3	0	1	15	14.0
11.17.24	BUTLER	*	20:20	0-2	.000	0-2	.000	0-0	.000	0	2	2	3.8	3	1	5	0	3	0	10.5
11.20.24	HAMPTON		22:50	4-6	.667	1-2	.500	2-2	1.000	0	2	2	3.4	3	1	1	0	1	11	10.6
11.22.24	SAMFORD		27:01	7-9	.778	0-0	.000	2-2	1.000	1	3	4	3.5	3	6	2	0	1	16	11.5
11.26.24	VS. ARIZONA	*	18:04	1-4	.250	0-2	.000	1-2	.500	2	1	3	3.4	2	0	4	0	0	3	10.3
11.27.24	VS. MICHIGAN ST.	*	28:38	2-8	.250	0-2	.000	0-0	.000	0	1	1	3.1	3	1	2	0	2	4	9.5
12.1.24	APPALACHIAN ST.		16:07	2-8	.250	1-5	.200	1-1	1.000	0	2	2	3.0	2	1	2	0	0	6	9.1
12.4.24	AT MIAMI		19:50	3-4	.750	1-1	1.000	0-0	.000	0	0	0	2.7	1	3	1	0	0	7	8.9
12.14.24	EVANSVILLE		21:51	1-5	.200	0-2	.000	2-2	1.000	1	2	3	2.7	1	1	0	0	3	4	8.5
12.19.24	AT DAYTON		31:31	7-14	.500	3-7	.429	8-10	.800	3	2	5	2.9	2	1	0	0	3	25	9.8
12.21.24	WEST GEORGIA																			
12.29.24	ALABAMA A&M																			
1.2.25	GEORGIA																			
1.5.25	KENTUCKY																			
1.9.25	AT OLE MISS																			
1.13.25	AT LSU																			
1.19.25	TENNESSEE																			
1.23.25	ARKANSAS																			
1.26.25	AT ALABAMA																			
1.30.25	AT FLORIDA																			
2.2.25	OLE MISS																			
2.6.25	AT TEXAS																			
2.13.25	MISSISSIPPI STATE																			
2.16.25	AT AUBURN																			
2.20.25	AT OKLAHOMA																			
2.23.25	SOUTH CAROLINA																			
2.27.25	TEXAS A&M																			
3.2.25	AT MISSOURI																			
TOTAL		4	302:02	41-89	.461	12-33	.364	24-27	.889	10	25	35	2.9	25	23	26	1	22	118	9.8

CAREER STATS

YEAR	GP	GS	MIN	AVG	FG	FGA	PCT	3FG	3FGA	3PCT	FT	FTA	PCT	OFF	DEF	TOT	AVG	PF	FO	AST	TO	BLK	STL	PTS	AVG
2023-24	11	0	217	19.7	31	73	.425	10	28	.357	4	6	.667	5	11	16	1.5	22	0	13	14	0	15	76	6.9
2024-25	12	4	302	25.2	41	89	.461	12	33	.364	24	27	.889	10	25	35	2.9	25	0	23	26	1	22	118	9.8
CAREER	23	4	519	22.6	72	162	.444	22	61	.361	28	33	.848	15	36	51	2.2	47	0	36	40	1	37	194	8.4





5 LEILANI KAPINUS

@leilani_kapinus
 @leilani_kapinus
 @leilani_kapinus

G // 5-10 // Gr. // Madison, Wis. (Penn State)

SEASON HIGHS

Points // 11, Samford (11/22/24)
 FG Made // 5, Evansville (12/14/24)
 FG Attempts // 9 (2x), Last: Evansville (12/14/24)
 3-Pt Made // 2, Appalachian State (12/1/24)
 3-Pt Attempt // 4, Samford (11/22/24)
 FT Made // 5, vs. Arizona (11/26/24)
 FT Attempt // 6, vs. Arizona (11/26/24)
 Rebounds // 11, Evansville (12/14/24)
 Assists // 6, Samford (11/22/24)
 Steals // 4, Samford (11/22/24)
 Blocks // 2 (2x), vs. Arizona (11/26/24)
 Minutes // 26, Samford (11/22/24)

CAREER HIGHS

Points // 25, vs. Saint Francis (Pa.) (12/17/23)
 FG Made // 10, Navy (11/10/23)
 FG Attempts // 18, at Rutgers (02/13/22)
 3-Pt Made // 3 (2x), Last: vs. Iowa (03/08/24)
 3-Pt Attempt // 6, vs. Iowa (03/08/24)
 FT Made // 9, vs. Rutgers (03/02/22)
 FT Attempt // 12, at Iowa (01/14/23)
 Rebounds // 15, George Mason (03/21/24)
 Assists // 6 (2x), Last: Samford (11/22/24)
 Steals // 9, Fairfield (11/11/22)
 Blocks // 5, vs. Mississippi State (03/28/24)
 Minutes // 41, at Rutgers (01/26/23)

- 8 pts away from 1,110 career collegiate points
- Collected two double-doubles this season
11 pts, 10 reb vs. Samford (Nov. 22) & 10 pts, 11 reb vs. Evansville (Dec. 14)
- Comes to Vanderbilt after a being a three-year starter at Penn State
- Scored 1,029 points, pulled down 610 rebounds, and dished out 210 assists in three seasons with the Nittany Lions
- Ranks ninth in Penn State history in steals per game (2.4) and blocks per game (1.1)

SUPERLATIVES		24-25 CAREER		SUPERLATIVES		24-25 CAREER	
10+ POINTS	--	2	61	3+ STEALS	5	42	
15+ POINTS	--	2	24	2+ BLOCKS	2	29	
20+ POINTS	--	--	6	DOUBLE-DOUBLES	2	14	
30+ POINTS	--	--	--	LED VANDY IN PTS	--	--	
MADE 3+ 3-PT FG	--	--	2	LED VANDY IN REB	1	1	
10+ REBS	2	16		LED VANDY IN AST	1	1	
3+ ASSISTS	3	44		LED VANDY IN STL	1	1	
				LED VANDY IN BLK	4	4	

GAME-BY-GAME

DATE	OPPONENT	GS	MIN	FGM/A	FG%	3FG/A	3P%	FTM/A	FG%	OFF	DEF	TOT	AVG	PF	AST	T/O	BLK	STL	PTS	AVG	
11.4.24	LIPSCOMB																				
DNP - INJURY																					
11.8.24	AUSTIN PEAY		21:15	3-8	.375	0-1	.000	1-1	1.000	2	4	6	6.0	1	1	2	2	1	7	7.0	
11.14.24	AT SOUTH FLORIDA		10:59	0-2	.000	0-1	.000	0-0	.000	0	0	0	3.0	2	0	1	0	0	0	3.5	
11.17.24	BUTLER		19:58	2-3	.667	0-0	.000	0-0	.000	0	0	0	2.0	1	2	2	1	3	4	3.7	
11.20.24	HAMPTON		17:23	3-4	.750	1-1	1.000	2-2	1.000	2	0	2	2.0	2	5	1	0	2	9	5.0	
11.22.24	SAMFORD		25:43	4-9	.444	1-4	.250	2-4	.500	7	3	10	3.6	2	6	1	1	4	11	6.2	
11.26.24	VS. ARIZONA		25:22	1-3	.333	0-1	.000	5-6	.833	1	2	3	3.5	2	1	0	2	3	7	6.3	
11.27.24	VS. MICHIGAN ST.		19:53	0-1	.000	0-0	.000	1-2	.500	0	3	3	3.4	1	1	1	1	2	1	5.6	
12.1.24	APPALACHIAN ST.		17:12	2-4	.500	2-3	.667	0-0	.000	2	5	7	3.9	2	3	0	0	3	6	5.6	
12.4.24	AT MIAMI		23:32	3-7	.429	0-1	.000	2-3	.667	3	1	4	3.9	4	2	0	0	1	8	5.9	
12.14.24	EVANSVILLE		22:19	5-9	.556	0-1	.000	0-0	.000	6	5	11	4.6	1	2	2	0	5	10	6.3	
12.19.24	AT DAYTON		11:25	0-3	.000	0-1	.000	0-0	.000	0	0	0	4.2	1	0	1	0	1	0	5.7	
12.21.24	WEST GEORGIA																				
12.29.24	ALABAMA A&M																				
1.2.25	GEORGIA																				
1.5.25	KENTUCKY																				
1.9.25	AT OLE MISS																				
1.13.25	AT LSU																				
1.19.25	TENNESSEE																				
1.23.25	ARKANSAS																				
1.26.25	AT ALABAMA																				
1.30.25	AT FLORIDA																				
2.2.25	OLE MISS																				
2.6.25	AT TEXAS																				
2.13.25	MISSISSIPPI STATE																				
2.16.25	AT AUBURN																				
2.20.25	AT OKLAHOMA																				
2.23.25	SOUTH CAROLINA																				
2.27.25	TEXAS A&M																				
3.2.25	AT MISSOURI																				
TOTAL		0	215:02	23-53	.434	4-14	.286	13-18	.722	23	23	46	4.2	19	23	11	7	25	63	5.7	

CAREER STATS

YEAR	GP	GS	MIN	AVG	FG	FGA	PCT	3FG	3FGA	3PCT	FT	FTA	PCT	OFF	DEF	TOT	AVG	PF	FO	AST	TO	BLK	STL	PTS	AVG
2020-21*														MISSED SEASON DUE TO INJURY											
2021-22*	29	29	746	25.7	104	242	.430	13	56	.232	57	85	.671	45	120	165	5.7	85	2	46	74	33	59	278	9.6
2022-22*	31	31	930	30.0	126	288	.438	10	54	.185	86	129	.667	53	155	208	6.7	98	7	90	111	31	97	348	11.2
2023-24*	35	34	921	26.3	156	269	.580	25	61	.410	66	103	.641	43	194	237	6.8	105	6	74	89	45	72	403	11.5
2024-25	11	0	215	19.5	23	53	.434	4	14	.286	13	18	.722	23	23	46	4.2	19	0	23	11	7	25	63	5.7
VANDY	11	0	215	19.5	23	53	.434	4	14	.286	13	18	.722	23	23	46	4.2	19	0	23	11	7	25	63	5.7
CAREER	106	94	2813	26.5	409	852	.480	52	185	.281	222	335	.663	164	492	656	6.2	307	15	233	285	116	253	1092	10.3

* at Penn State





10 JANE NWABA

@jane11nwaba
 @jane11nwaba
 @janenwaba

G // 5-10 // Gr. // Carson, Calif. (Pepperdine)

SEASON HIGHS

Points // 12, Appalachian State (12/1/24)
 FG Made // 4 (2x), Last: Appalachian State (12/1/24)
 FG Attempts // 10, Austin Peay (11/8/24)
 3-Pt Made // 3, Butler (11/17/24)
 3-Pt Attempt // 3 (3x), Evansville (12/14/24)
 FT Made // 2 (3x), Last: Appalachian State (12/1/24)
 FT Attempt // 3, Samford (11/22/24)
 Rebounds // 6, Lipscomb (11/4/24)
 Assists // 3, Lipscomb (11/4/24)
 Steals // 2 (2x), Last: Appalachian State (12/1/24)
 Blocks // 3, Hampton (11/20/24)
 Minutes // 26, Butler (11/17/24)

CAREER HIGHS

Points // 22, San Francisco (02/01/24)
 FG Made // 8, San Francisco (02/01/24)
 FG Attempts // 18, Pacific (02/22/24)
 3-Pt Made // 3 (2x), Last: Butler (11/17/24)
 3-Pt Attempt // 7, at Saint Mary's (01/07/23)
 FT Made // 8, Gonzaga (12/29/22)
 FT Attempt // 12, Cal State LA (12/29/23)
 Rebounds // 12 (3x), Last: at LMU (01/27/24)
 Assists // 8, at San Francisco (02/01/24)
 Steals // 4, Cal State LA (12/29/23)
 Blocks // 3, Hampton (11/20/24)
 Minutes // 40 (2x), Last: Gonzaga (02/24/24)

- Made 10 starts for the Commodores this season
- Scored a season-high 12 pts vs. Appalachian State (Dec. 1)
- Her seven blocks leads Vanderbilt, tied with Leilani Kapinus
- Played four seasons at Pepperdine
- Collected 11 career double-doubles, with nine coming during '23-24
- Averaged 10.0 pts, 6.9 reb, 2.6 ast her the last 2 seasons at Pepperdine
- Appeared in 117 games with 74 starts in her collegiate career

	SUPERLATIVES	24-25 CAREER	SUPERLATIVES	24-25 CAREER
10+ POINTS	1	37	3+ STEALS	-- 8
15+ POINTS	--	9	2+ BLOCKS	2 10
20+ POINTS	--	1	DOUBLE-DOUBLES	-- 11
30+ POINTS	--	--	LED VANDY IN PTS	-- --
MADE 3+ 3-PT FG	1	2	LED VANDY IN REB	-- --
10+ REBS	--	14	LED VANDY IN AST	-- --
3+ ASSISTS	1	31	LED VANDY IN STL	-- --
			LED VANDY IN BLK	3 3

GAME-BY-GAME

DATE	OPPONENT	GS	MIN	FGM/A	FG%	3FG/A	3P%	FTM/A	FG%	OFF	DEF	TOT	AVG	PF	AST	T/O	BLK	STL	PTS	AVG	
11.4.24	LIPSCOMB	*	22:39	3-4	.750	0-0	.000	0-0	.000	1	5	6	6.0	2	3	1	0	1	6	6.0	
11.8.24	AUSTIN PEAY	*	20:30	4-10	.400	0-2	.000	1-1	1.000	3	0	3	4.5	1	2	0	2	2	9	7.5	
11.14.24	AT SOUTH FLORIDA	*	22:54	2-7	.286	0-2	.000	0-0	.000	0	3	3	4.0	1	1	1	0	1	4	6.3	
11.17.24	BUTLER	*	25:51	3-4	.750	3-3	1.000	0-0	.000	2	2	4	4.0	2	1	2	1	1	9	7.0	
11.20.24	HAMPTON	*	15:51	3-5	.600	0-2	.000	2-2	1.000	0	1	1	3.4	0	1	2	3	1	8	7.2	
11.22.24	SAMFORD	*	13:59	3-5	.600	0-0	.000	2-3	.667	2	1	3	3.3	1	0	0	0	1	8	7.3	
11.26.24	VS. ARIZONA		03:30	0-0	.000	0-0	.000	1-2	.500	0	0	0	2.9	1	0	1	0	0	1	6.4	
11.27.24	VS. MICHIGAN ST.		02:41	0-0	.000	0-0	.000	0-0	.000	0	0	0	2.5	0	0	1	0	0	0	5.6	
12.4.24	APPALACHIAN ST.	*	22:12	4-5	.800	2-2	1.000	2-2	1.000	2	3	5	2.8	1	1	0	1	2	12	6.3	
12.1.24	AT MIAMI	*	09:01	1-3	.333	0-2	.000	0-0	.000	1	0	1	2.6	2	1	0	0	0	2	5.9	
12.14.24	EVANSVILLE	*	15:30	1-5	.200	0-3	.000	0-0	.000	1	0	1	2.5	0	2	0	0	1	2	5.5	
12.19.24	AT DAYTON	*	11:38	1-2	.500	0-1	.000	1-1	1.000	1	1	2	2.4	0	0	0	0	0	3	5.3	
12.21.24	WEST GEORGIA																				
12.29.24	ALABAMA A&M																				
1.2.25	GEORGIA																				
1.5.25	KENTUCKY																				
1.9.25	AT OLE MISS																				
1.13.25	AT LSU																				
1.19.25	TENNESSEE																				
1.23.25	ARKANSAS																				
1.26.25	AT ALABAMA																				
1.30.25	AT FLORIDA																				
2.2.25	OLE MISS																				
2.6.25	AT TEXAS																				
2.13.25	MISSISSIPPI STATE																				
2.16.25	AT AUBURN																				
2.20.25	AT OKLAHOMA																				
2.23.25	SOUTH CAROLINA																				
2.27.25	TEXAS A&M																				
3.2.25	AT MISSOURI																				
TOTAL			10	186:15	25-50	.500	5-17	.294	9-11	.818	13	16	29	2.4	11	12	8	7	10	64	5.3

CAREER STATS

YEAR	GP	GS	MIN	AVG	FG	FGA	PCT	3FG	3FGA	3PCT	FT	FTA	PCT	OFF	DEF	TOT	AVG	PF	FO	AST	TO	BLK	STL	PTS	AVG
2020-21*	23	1	335	14.6	35	76	.461	0	3	.000	10	25	.400	35	42	77	3.3	27	0	12	24	5	19	80	3.5
2021-22*	23	4	364	15.8	45	100	.450	5	24	.208	17	23	.739	26	51	77	3.3	51	4	21	27	10	16	112	4.9
2022-22*	29	29	920	31.7	95	244	.389	18	69	.261	61	94	.649	79	98	177	6.1	76	2	70	65	10	28	269	9.3
2023-24*	30	30	930	31.0	131	314	.417	12	54	.222	47	84	.560	79	149	228	7.6	74	1	84	122	19	39	321	10.7
2024-25	12	10	186	15.5	25	50	.500	5	17	.294	9	11	.818	13	16	29	2.4	11	0	12	8	7	10	64	5.3
VANDY	12	10	186	15.5	25	50	.500	5	17	.294	9	11	.818	13	16	29	2.4	11	0	12	8	7	10	64	5.3
CAREER	117	74	2736	23.4	331	784	.422	40	167	.240	144	237	.608	232	356	588	5.0	239	7	199	246	51	112	846	7.2

* at Pepperdine



11 JORDYN OLIVER

@jordynoliver11
 @jordynoliver11
 @jordynoliver11

G // 5-10 // Gr. // Prosper, Texas (Baylor • Duke)

SEASON HIGHS

Points // 10, vs. Michigan St. (11/27/24)
 FG Made // 5, vs. Michigan St. (11/27/24)
 FG Attempts // 10, Samford (11/22/24)
 3-Pt Made // --
 3-Pt Attempt // --
 FT Made // 2 (2x), Last: App State (12/1/24)
 FT Attempt // 2 (3x), Last: App State (12/1/24)
 Rebounds // 9, at Miami (12/04/24)
 Assists // 7, at Dayton (12/19/24)
 Steals // 3 (2x), Last: Evansville (12/14/24)
 Blocks // 3, at Dayton (12/19/24)
 Minutes // 38, at Dayton (12/19/24)

CAREER HIGHS

Points // 15 (2x), Last: Western Kentucky (11/15/23)
 FG Made // 7, Western Kentucky (11/15/23)
 FG Attempts // 11, vs. Jackson State (03/21/21)
 3-Pt Made // 1 (3x), Last: Northern Iowa (11/25/23)
 3-Pt Attempt // 2 (2x), Last: at Kansas (01/15/20)
 FT Made // 4, Grambling State (11/08/19)
 FT Attempt // 6, Grambling State (11/08/19)
 Rebounds // 11 (2x), Last: Northern Iowa (11/25/23)
 Assists // 10, Northwestern State (12/18/20)
 Steals // 4 (2x), Last: at Mississippi State (01/04/24)
 Blocks // 3 (2x), Last: at Dayton (12/19/24)
 Minutes // 38, at Dayton (12/19/24)

- One of two players to start every game this season
- Started in 35 of the 44 games she has played in at Vanderbilt
- Dished out three or more assists in eight of her last 10 games
- Handed out season-best seven assists at Dayton (Dec. 19)
- Spent two seasons at Baylor ('19-21) then two years at Duke ('22-23)
- Appeared in 125 collegiate games with 45 starts
- ESPN 5-Star Recruit & McDonald's All-American ('19)

	24-25 CAREER			24-25 CAREER	
SUPERLATIVES			SUPERLATIVES		
10+ POINTS	1	11	3+ STEALS	2	8
15+ POINTS	--	2	2+ BLOCKS	1	4
20+ POINTS	--	--	DOUBLE-DOUBLES	--	3
30+ POINTS	--	--	LED VANDY IN PTS	--	1
MADE 3+ 3-PT FG	--	--	LED VANDY IN REB	1	5
10+ REBS	--	3	LED VANDY IN AST	4	14
3+ ASSISTS	9	51	LED VANDY IN STL	1	6
			LED VANDY IN BLK	2	7

GAME-BY-GAME

DATE	OPPONENT	GS	MIN	FGM/A	FG%	3FG/A	3P%	FTM/A	FG%	OFF	DEF	TOT	AVG	PF	AST	T/O	BLK	STL	PTS	AVG
11.4.24	LIPSCOMB	*	19:02	1-2	.500	0-0	.000	0-0	.000	3	1	4	4.0	1	2	2	0	0	2	2.0
11.8.24	AUSTIN PEAY	*	23:00	1-4	.250	0-0	.000	2-2	1.000	2	5	7	5.5	1	2	1	0	0	4	3.0
11.14.24	AT SOUTH FLORIDA	*	29:24	2-7	.286	0-0	.000	0-0	.000	4	3	7	6.0	1	3	1	0	2	4	3.3
11.17.24	BUTLER	*	32:48	1-3	.333	0-0	.000	0-0	.000	1	2	3	5.3	2	6	1	0	2	2	3.0
11.20.24	HAMPTON	*	18:18	2-4	.500	0-0	.000	0-0	.000	2	1	3	4.8	0	3	1	0	0	4	3.2
11.22.24	SAMFORD	*	24:30	3-10	.300	0-0	.000	1-2	.500	3	4	7	5.2	1	3	0	0	1	7	3.8
11.26.24	VS. ARIZONA	*	36:55	1-4	.250	0-0	.000	0-0	.000	4	4	8	5.6	1	0	3	0	2	2	3.6
11.27.24	VS. MICHIGAN ST.	*	37:19	5-7	.714	0-0	.000	0-0	.000	2	4	6	5.6	2	4	3	1	3	10	4.4
12.1.24	APPALACHIAN ST.	*	19:48	3-4	.750	0-0	.000	2-2	1.000	2	1	3	5.3	0	4	0	0	0	8	4.8
12.4.24	AT MIAMI	*	37:06	1-3	.333	0-0	.000	0-0	.000	3	6	9	5.7	0	4	2	0	0	2	4.5
12.14.24	EVANSVILLE	*	24:38	3-4	.750	0-0	.000	0-0	.000	2	2	4	5.5	2	1	2	0	3	6	4.6
12.19.24	AT DAYTON	*	38:20	2-4	.500	0-0	.000	2-2	1.000	3	2	5	5.5	2	7	1	3	1	6	4.8
12.21.24	WEST GEORGIA																			
12.29.24	ALABAMA A&M																			
1.2.25	GEORGIA																			
1.5.25	KENTUCKY																			
1.9.25	AT OLE MISS																			
1.13.25	AT LSU																			
1.19.25	TENNESSEE																			
1.23.25	ARKANSAS																			
1.26.25	AT ALABAMA																			
1.30.25	AT FLORIDA																			
2.2.25	OLE MISS																			
2.6.25	AT TEXAS																			
2.13.25	MISSISSIPPI STATE																			
2.16.25	AT AUBURN																			
2.20.25	AT OKLAHOMA																			
2.23.25	SOUTH CAROLINA																			
2.27.25	TEXAS A&M																			
3.2.25	AT MISSOURI																			
TOTAL		12	341:07	25-56	.446	0-0	.000	7-8	.875	31	35	66	5.5	13	39	17	4	14	57	4.8

CAREER STATS

YEAR	GP	GS	MIN	AVG	FG	FGA	PCT	3FG	3FGA	3PCT	FT	FTA	PCT	OFF	DEF	TOT	AVG	PF	FO	AST	TO	BLK	STL	PTS	AVG
2019-20*	23	0	220	9.6	25	62	.403	2	9	.222	13	31	.419	5	33	38	1.7	19	0	54	26	9	9	65	2.8
2020-21*	25	3	279	11.2	42	80	.525	0	0	.000	16	27	.593	25	37	62	2.5	19	0	50	19	8	19	100	4.0
2021-22^																									
2022-23^	33	7	571	17.3	56	121	.463	0	2	.000	12	32	.375	27	89	116	3.5	28	0	63	38	9	31	124	3.8
2023-24	32	23	852	26.6	76	131	.580	1	2	.500	16	26	.615	58	100	158	4.9	42	0	92	47	9	33	169	5.3
2024-25	12	12	341	28.4	25	56	.446	0	0	.000	7	8	.875	31	35	66	5.5	13	0	39	17	4	14	57	4.8
VANDY	44	35	1193	27.1	101	187	.540	1	2	.500	23	34	.676	89	135	224	5.1	55	0	131	64	13	47	226	5.1
CAREER	125	45	2264	18.1	224	450	.498	3	13	.231	64	124	.516	146	294	440	3.5	121	0	298	147	39	106	515	4.1

*at Baylor ^at Duke





12 KHAMIL PIERRE

@khamil.Pierre

@KhamilPierre

F // 6-2 // So. // Phoenix, Ariz. (Perry HS)

SEASON HIGHS

Points // 42, Evansville (12/14/24)
 FG Made // 19, Evansville (12/14/24)
 FG Attempts // 28, Evansville (12/14/24)
 3-Pt Made // --
 3-Pt Attempt // 1 (2x), Last: Butler (11/17/24)
 FT Made // 6 (2x), Last: at Miami (12/04/24)
 FT Attempt // 9, vs. Arizona (11/26/24)
 Rebounds // 18, Evansville (12/14/24)
 Assists // 5, at Dayton (12/19/24)
 Steals // 8, Evansville (12/14/24)
 Blocks // 1, Evansville (12/14/24)
 Minutes // 36 (2x), Last: at Miami (12/04/24)

CAREER HIGHS

Points // 42, Evansville (12/14/24)
 FG Made // 19, Evansville (12/14/24)
 FG Attempts // 28, Evansville (12/14/24)
 3-Pt Made // 1 (2x), Last: at Texas A&M (02/15/24)
 3-Pt Attempt // 1 (11x), Last: Butler (11/17/24)
 FT Made // 9, LSU (02/08/24)
 FT Attempt // 10, LSU (02/08/24)
 Rebounds // 18, Evansville (12/14/24)
 Assists // 5, at Dayton (12/19/24)
 Steals // 8, Evansville (12/14/24)
 Blocks // 2 (4x), Last: vs. Florida (03/07/24)
 Minutes // 36 (2x), Last: at Miami (12/04/24)

- USBWA National Players of the Week Team - Dec. 17
- Two-time SEC Player of the Week - Nov. 26, Dec. 17
- Ranks second in NCAA Division I in double-doubles with nine
- Comes into Saturday on a 14-game double-digit scoring streak
- Only NCAA Division I player averaging over 22.0 ppg & 11.0 rpg in '24-25
- Collected a double-double 3-straight games and in 6 of her last 7 games
- Scored a school-record 42 pts vs. Evansville on Dec. 14

SUPERLATIVES		24-25 CAREER		SUPERLATIVES		24-25 CAREER	
10+ POINTS	11	25	3+ STEALS	9	12		
15+ POINTS	10	15	2+ BLOCKS	--	4		
20+ POINTS	7	8	DOUBLE-DOUBLES	9	13		
30+ POINTS	1	1	LED VANDY IN PTS	7	11		
40+ POINTS	1	1	LED VANDY IN REB	11	19		
10+ REBS	9	13	LED VANDY IN AST	1	1		
3+ ASSISTS	4	6	LED VANDY IN STL	7	10		
			LED VANDY IN BLK	--	7		

GAME-BY-GAME

DATE	OPPONENT	GS	MIN	FGM/A	FG%	3FG/A	3P%	FTM/A	FG%	OFF	DEF	TOT	AVG	PF	AST	T/O	BLK	STL	PTS	AVG	
11.4.24	LIPSCOMB	*	23:39	12-17	.706	0-0	.000	1-1	1.000	6	8	14	14.0	4	1	2	0	5	25	25.0	
11.8.24	AUSTIN PEAY	*	18:11	5-9	.556	0-0	.000	3-5	.600	3	7	10	12.0	0	0	2	0	0	13	19.0	
11.14.24	AT SOUTH FLORIDA	*	27:40	8-16	.500	0-1	.000	1-2	.500	2	8	10	11.3	2	0	1	0	1	17	18.3	
11.17.24	BUTLER	*	23:18	9-15	.600	0-1	.000	6-8	.750	2	6	8	10.5	2	3	1	0	4	24	19.8	
11.20.24	HAMPTON	*	27:20	7-14	.500	0-0	.000	1-1	1.000	6	6	12	10.8	2	0	1	0	3	15	18.8	
11.22.24	SAMFORD	*	23:46	10-16	.625	0-0	.000	1-3	.333	4	8	12	11.0	2	1	2	0	4	21	19.2	
11.26.24	VS. ARIZONA	*	36:12	10-18	.556	0-0	.000	5-9	.556	3	12	15	11.6	3	3	5	0	7	25	20.0	
11.27.24	VS. MICHIGAN ST.	*	29:15	8-14	.571	0-0	.000	3-5	.600	4	2	6	10.9	5	4	1	0	4	19	19.9	
12.1.24	APPALACHIAN ST.																				
12.4.24	AT MIAMI	*	35:45	11-17	.647	0-0	.000	6-8	.750	8	5	13	11.1	3	0	3	0	4	28	20.8	
12.14.24	EVANSVILLE	*	32:32	19-28	.679	0-0	.000	4-6	.667	9	9	18	11.8	4	1	1	1	8	42	22.9	
12.19.24	AT DAYTON	*	29:31	7-19	.368	0-0	.000	0-0	.000	5	5	10	11.6	2	5	0	0	4	14	22.1	
12.21.24	WEST GEORGIA																				
12.29.24	ALABAMA A&M																				
1.2.25	GEORGIA																				
1.5.25	KENTUCKY																				
1.9.25	AT OLE MISS																				
1.13.25	AT LSU																				
1.19.25	TENNESSEE																				
1.23.25	ARKANSAS																				
1.26.25	AT ALABAMA																				
1.30.25	AT FLORIDA																				
2.2.25	OLE MISS																				
2.6.25	AT TEXAS																				
2.13.25	MISSISSIPPI STATE																				
2.16.25	AT AUBURN																				
2.20.25	AT OKLAHOMA																				
2.23.25	SOUTH CAROLINA																				
2.27.25	TEXAS A&M																				
3.2.25	AT MISSOURI																				
TOTAL			11	307:09	106-183	.579	0-2	.000	31-48	.646	52	76	128	11.6	29	18	19	1	44	243	22.1

CAREER STATS

YEAR	GP	GS	MIN	AVG	FG	FGA	PCT	3FG	3FGA	3PCT	FT	FTA	PCT	OFF	DEF	TOT	AVG	PF	FO	AST	TO	BLK	STL	PTS	AVG
2023-24	33	11	634	19.2	112	267	.419	2	9	.222	68	102	.667	63	112	175	5.3	86	2	22	55	15	33	294	8.9
2024-25	11	11	307	27.9	106	183	.579	0	2	.000	31	48	.646	52	76	128	11.6	29	1	18	19	1	44	243	22.1
CAREER	44	22	941	21.4	218	450	.484	2	11	.182	99	150	.660	115	188	303	6.9	115	3	40	74	16	77	537	12.2





13 JUSTINE PISSOTT

@justinepissott
 @j.usssssyyy
 @justinepissott

G/F // 6-4 // Jr. // Toms River, N.J. (Tennessee)

SEASON HIGHS

Points // 6, Samford (11/22/24)
FG Made // 2, Samford (11/22/24)
FG Attempts // 5, Hampton (11/20/24)
3-Pt Made // 2, Samford (11/22/24)
3-Pt Attempt // 3, Hampton (11/20/24)
FT Made // 2, Butler (11/17/24)
FT Attempt // 2, Butler (11/17/24)
Rebounds // 7, Appalachian State (12/1/24)
Assists // 1, vs. Michigan State (11/27/24)
Steals // 1 (2x), Last: vs. Michigan State (11/27/24)
Blocks // --
Minutes // 14, Butler (11/17/24)

CAREER HIGHS

Points // 17, Dayton (12/20/23)
FG Made // 6, Dayton (12/20/23)
FG Attempts // 13, Radford (12/31/23)
3-Pt Made // 5, Dayton (12/20/23)
3-Pt Attempt // 8, Georgia (03/03/24)
FT Made // 3, vs. Alabama State (11/20/23)
FT Attempt // 3, vs. Alabama State (11/20/23)
Rebounds // 7, Appalachian State (12/1/24)
Assists // 4 (2x), Last: at UT Martin (11/09/23)
Steals // 2 (2x), Last: at Missouri (02/29/24)
Blocks // 3, at UT Martin (11/09/23)
Minutes // 33 (2x), Last: Georgia (03/03/24)

- Pulled down a career-high 7 reb. vs. App State (Dec. 1)
- Made her 2024-25 debut vs. Butler on Nov. 17 and scored 4 pts
- Appeared in 33 games and made 28 starts in her first season at Vanderbilt in '23-24
- Registered double-digit points in eight games
- Averaged 1.6 3-pt FGM per game in '23-24
- Played one seasons at Tennessee

SUPERLATIVES	24-25 CAREER	SUPERLATIVES	24-25 CAREER
10+ POINTS	-- 8	3+ STEALS	-- --
15+ POINTS	-- 2	2+ BLOCKS	-- 2
20+ POINTS	-- --	DOUBLE-DOUBLES	-- --
30+ POINTS	-- --	LED VANDY IN PTS	-- --
MADE 3+ 3-PT FG	-- 10	LED VANDY IN REB	1 1
10+ REBS	-- --	LED VANDY IN AST	-- --
3+ ASSISTS	-- 3	LED VANDY IN STL	-- --
		LED VANDY IN BLK	-- 9

GAME-BY-GAME

DATE	OPPONENT	GS	MIN	FGM/A	FG%	3FG/A	3P%	FTM/A	FG%	OFF	DEF	TOT	AVG	PF	AST	T/O	BLK	STL	PTS	AVG	
11.4.24	LIPSCOMB																				
11.8.24	AUSTIN PEAY																				
11.14.24	AT SOUTH FLORIDA																				
11.17.24	BUTLER		14:22	1-4	.250	0-2	.000	2-2	1.000	2	4	6	6.0	2	0	1	0	0	4	4.0	
11.20.24	HAMPTON		09:51	1-5	.200	1-3	.333	0-0	.000	1	1	2	4.0	2	0	0	0	1	3	3.5	
11.22.24	SAMFORD		05:59	2-2	1.000	2-2	1.000	0-0	.000	0	0	0	2.7	0	0	0	0	0	6	4.3	
11.26.24	VS. ARIZONA		04:06	1-2	.500	0-1	.000	0-0	.000	0	0	0	2.0	0	0	0	0	0	2	3.8	
11.27.24	VS. MICHIGAN ST.		04:53	0-1	.000	0-1	.000	0-0	.000	0	1	1	1.8	0	1	0	0	1	0	3.0	
12.1.24	APPALACHIAN ST.		16:19	1-7	.143	1-6	.167	0-0	.000	2	5	7	2.7	0	1	0	0	0	3	3.0	
12.4.24	AT MIAMI																				
12.14.24	EVANSVILLE		07:29	1-3	.333	0-1	.000	0-0	.000	1	0	1	2.4	0	0	0	0	0	2	2.9	
12.19.24	AT DAYTON																				
12.21.24	WEST GEORGIA																				
12.29.24	ALABAMA A&M																				
1.2.25	GEORGIA																				
1.5.25	KENTUCKY																				
1.9.25	AT OLE MISS																				
1.13.25	AT LSU																				
1.19.25	TENNESSEE																				
1.23.25	ARKANSAS																				
1.26.25	AT ALABAMA																				
1.30.25	AT FLORIDA																				
2.2.25	OLE MISS																				
2.6.25	AT TEXAS																				
2.13.25	MISSISSIPPI STATE																				
2.16.25	AT AUBURN																				
2.20.25	AT OKLAHOMA																				
2.23.25	SOUTH CAROLINA																				
2.27.25	TEXAS A&M																				
3.2.25	AT MISSOURI																				
TOTAL		0	62:59	7-24	.292	4-16	.250	2-2	1.000	6	11	17	2.4	4	2	1	0	2	20	2.9	

CAREER STATS

YEAR	GP	GS	MIN	AVG	FG	FGA	PCT	3FG	3FGA	3PCT	FT	FTA	PCT	OFF	DEF	TOT	AVG	PF	FO	AST	TO	BLK	STL	PTS	AVG
2022-23*	27	0	189	7.0	20	60	.333	12	46	.261	2	2	1.000	6	20	26	1.0	20	0	10	12	4	1	54	2.0
2023-24	33	28	698	21.2	80	225	.356	52	141	.369	12	16	.750	14	57	71	2.2	54	1	25	40	17	10	224	6.8
2024-25	7	0	63	9.0	7	24	.292	4	16	.250	2	2	1.000	6	11	17	2.4	4	0	2	1	0	2	20	2.9
VANDY	40	28	761	19.0	87	249	.349	56	157	.357	14	18	.778	20	68	88	2.2	58	1	27	41	17	12	244	6.1
CAREER	67	28	950	14.2	107	309	.346	68	203	.335	16	20	.800	26	88	114	1.7	78	1	37	53	21	13	298	4.4

*at Tennessee





14 AIYANA MITCHELL

@AiyanaMitchell17
 @aiyanamitchell12
 @aiyanajm22

F // 6-4 // So. // Colorado Springs, Colo. (Fountain-Fort Carson HS)

SEASON HIGHS

Points // 10 (2x), Last: Appalachian St. (12/1/24)
FG Made // 4 (2x), Last: Appalachian St. (12/1/24)
FG Attempts // 10, Appalachian St. (12/1/24)
3-Pt Made // --
3-Pt Attempt // --
FT Made // 5, vs. Arizona (11/26/24)
FT Attempt // 6, vs. Arizona (11/26/24)
Rebounds // 6 (2x), Last: Appalachian St. (12/1/24)
Assists // 1 (2x), Last: Hampton (11/20/24)
Steals // 3, Samford (11/22/24)
Blocks // 2, Evansville (12/14/24)
Minutes // 20, Appalachian St. (12/1/24)

CAREER HIGHS

Points // 10 (2x), Last: Appalachian St. (12/1/24)
FG Made // 4 (2x), Last: Appalachian St. (12/1/24)
FG Attempts // 10, Appalachian St. (12/1/24)
3-Pt Made // --
3-Pt Attempt // --
FT Made // 5, vs. Arizona (11/26/24)
FT Attempt // 6, vs. Arizona (11/26/24)
Rebounds // 6 (2x), Last: Appalachian St. (12/1/24)
Assists // 1 (2x), Last: Hampton (11/20/24)
Steals // 3, Samford (11/22/24)
Blocks // 2, Evansville (12/14/24)
Minutes // 20, Appalachian St. (12/1/24)

- Scored a career-high 10 points vs. Samford (Nov. 22) & App State (Dec. 1)
- Made her first career start vs. App State on Dec. 1 and matched her career-high in points scored with 10
- Recorded a career-best 6 reb vs. Mich. State (Nov. 27) & App State (Dec. 1)
- Averaging a career-high 5.3 ppg and 3.3 rpg in 12 games in '24-25
- Registered 8 pts vs. Lipscomb in the '24-25 season opener
- Appeared in 15 games as a true freshman

SUPERLATIVES	24-25 CAREER	SUPERLATIVES	24-25 CAREER
10+ POINTS	2	2	--
15+ POINTS	--	--	1
20+ POINTS	--	--	--
30+ POINTS	--	--	--
MADE 3+ 3-PT FG	--	--	1
10+ REBS	--	--	--
3+ ASSISTS	--	--	--
		3+ STEALS	--
		2+ BLOCKS	1
		DOUBLE-DOUBLES	--
		LED VANDY IN PTS	--
		LED VANDY IN REB	1
		LED VANDY IN AST	--
		LED VANDY IN STL	--
		LED VANDY IN BLK	4

GAME-BY-GAME

DATE	OPPONENT	GS	MIN	FGM/A	FG%	3FG/A	3P%	FTM/A	FG%	OFF	DEF	TOT	AVG	PF	AST	T/O	BLK	STL	PTS	AVG
11.4.24	LIPSCOMB		11:58	3-4	.750	0-0	.000	2-5	.400	1	1	2	2.0	0	0	0	1	0	8	8.0
11.8.24	AUSTIN PEAY		16:19	2-4	.500	0-0	.000	1-2	.500	2	2	4	3.0	2	0	0	0	0	5	6.5
11.14.24	AT SOUTH FLORIDA		12:20	1-3	.333	0-0	.000	0-0	.000	3	2	5	3.7	1	0	0	0	1	2	5.0
11.17.24	BUTLER		14:11	3-5	.600	0-0	.000	0-1	.000	4	1	5	4.0	0	1	3	0	0	6	5.3
11.20.24	HAMPTON		12:33	2-2	1.000	0-0	.000	0-0	.000	0	1	1	3.4	0	1	0	0	0	4	5.0
11.22.24	SAMFORD		14:45	4-8	.500	0-0	.000	2-4	.500	2	0	2	3.2	2	0	1	1	3	10	5.8
11.26.24	VS. ARIZONA		04:01	0-0	.000	0-0	.000	5-6	.833	2	0	2	3.0	3	0	1	0	0	5	5.7
11.27.24	VS. MICHIGAN ST.		10:45	3-3	1.000	0-0	.000	0-0	.000	2	4	6	3.4	4	0	2	1	1	6	5.8
12.1.24	APPALACHIAN ST. *		20:01	4-10	.400	0-0	.000	2-2	1.000	4	2	6	3.7	2	0	0	0	0	10	6.2
12.4.24	AT MIAMI		02:11	1-1	1.000	0-0	.000	0-0	.000	0	0	0	3.3	2	0	1	0	0	2	5.8
12.14.24	EVANSVILLE		12:17	2-3	.667	0-0	.000	0-0	.000	1	3	4	3.4	1	0	0	2	2	4	5.6
12.19.24	AT DAYTON		12:09	1-1	1.000	0-0	.000	0-0	.000	1	2	3	3.3	1	0	0	0	1	2	5.3
12.21.24	WEST GEORGIA																			
12.29.24	ALABAMA A&M																			
1.2.25	GEORGIA																			
1.5.25	KENTUCKY																			
1.9.25	AT OLE MISS																			
1.13.25	AT LSU																			
1.19.25	TENNESSEE																			
1.23.25	ARKANSAS																			
1.26.25	AT ALABAMA																			
1.30.25	AT FLORIDA																			
2.2.25	OLE MISS																			
2.6.25	AT TEXAS																			
2.13.25	MISSISSIPPI STATE																			
2.16.25	AT AUBURN																			
2.20.25	AT OKLAHOMA																			
2.23.25	SOUTH CAROLINA																			
2.27.25	TEXAS A&M																			
3.2.25	AT MISSOURI																			
TOTAL		1	143:31	26-44	.591	0-0	.000	12-20	.600	22	18	40	3.3	18	2	8	5	8	64	5.3

CAREER STATS

YEAR	GP	GS	MIN	AVG	FG	FGA	PCT	3FG	3FGA	3PCT	FT	FTA	PCT	OFF	DEF	TOT	AVG	PF	FO	AST	TO	BLK	STL	PTS	AVG
2023-24	15	0	58	3.9	6	11	.545	0	0	.000	2	4	.500	4	7	11	0.7	10	0	0	3	4	0	14	0.9
2024-25	12	1	144	12.0	26	44	.591	0	0	.000	12	20	.600	22	18	40	3.3	18	0	2	8	5	8	64	5.3
CAREER	27	1	202	7.5	32	55	.582	0	0	.000	14	24	.583	26	25	51	1.9	28	0	2	11	9	8	78	2.9





23 IYANA MOORE

@iyanamoore_
 @yanam23
 @imoore_23

G // 5-8 // Sr. // Milwaukee, Wis. (Blackman HS)**SEASON HIGHS**

Points // 17, vs. Michigan State (11/27/24)
 FG Made // 6, Lipscomb (11/4/24)
 FG Attempts // 20, vs. Michigan State (11/27/24)
 3-Pt Made // 4, at Dayton (12/19/24)
 3-Pt Attempt // 9 (2x), Last: at Dayton (12/19/24)
 FT Made // 5 (2x), Last: vs. Michigan State (11/27/24)
 FT Attempt // 7, vs. Michigan State (11/27/24)
 Rebounds // 6 (2x), Last: Samford (11/22/24)
 Assists // 7, at Miami (12/04/24)
 Steals // 3, vs. Arizona (11/26/24)
 Blocks // 1 (2x), Last: Evansville (12/14/24)
 Minutes // 40, vs. Michigan State (11/27/24)

CAREER HIGHS

Points // 37, at Kentucky (01/11/14)
 FG Made // 14, at Kentucky (01/11/14)
 FG Attempts // 21, Alabama State (12/28/21)
 3-Pt Made // 9, Alabama State (12/28/21)
 3-Pt Attempt // 12, Alabama State (12/28/21)
 FT Made // 9, vs. Iowa State (11/24/23)
 FT Attempt // 10, vs. Iowa State (11/24/23)
 Rebounds // 9, at Missouri (02/29/24)
 Assists // 8, at Kentucky (02/17/22)
 Steals // 4 (4x), Last: Fairfield (11/12/23)
 Blocks // 1 (10x), Last: Evansville (12/14/24)
 Minutes // 43, Alabama (02/06/22)

- Third on the team in scoring at 11.5 ppg
- Her 1,039 pts ranks 35th in Vanderbilt history
- Became the 42nd Commodore to score 1,000 pts on Dec. 1 vs. App State
- Scored a season-high 17 pts vs. Michigan State (Nov. 27)
- All-SEC Second Team ('24)
- Her 17.6 ppg in SEC games ranked 6th in the SEC in '23-24

	SUPERLATIVES	24-25 CAREER	SUPERLATIVES	24-25 CAREER
10+ POINTS	9	52	3+ STEALS	1 13
15+ POINTS	3	30	2+ BLOCKS	-- --
20+ POINTS	--	13	DOUBLE-DOUBLES	-- --
30+ POINTS	--	2	LED VANDY IN PTS	1 30
MADE 3+ 3-PT FG	5	25	LED VANDY IN REB	-- --
10+ REBS	--	--	LED VANDY IN AST	2 14
3+ ASSISTS	6	37	LED VANDY IN STL	-- 9
			LED VANDY IN BLK	1 5

GAME-BY-GAME

DATE	OPPONENT	GS	MIN	FGM/A	FG%	3FG/A	3P%	FTM/A	FG%	OFF	DEF	TOT	AVG	PF	AST	T/O	BLK	STL	PTS	AVG	
11.4.24	LIPSCOMB	*	27:18	6-12	.500	2-4	.500	1-1	1.000	3	3	6	6.0	1	1	1	0	1	15	15.0	
11.8.24	AUSTIN PEAY	*	24:23	5-8	.625	1-3	.333	5-6	.833	1	2	3	4.5	3	3	2	0	0	16	15.5	
11.14.24	AT SOUTH FLORIDA		12:04	1-3	.333	0-2	.000	0-2	.000	0	0	0	3.0	2	0	0	0	0	2	11.0	
11.17.24	BUTLER																				
11.20.24	HAMPTON	*	22:16	5-10	.500	2-7	.286	0-0	.000	0	3	3	3.0	0	1	1	0	0	12	11.3	
11.22.24	SAMFORD	*	34:08	4-10	.400	3-7	.429	0-0	.000	1	5	6	3.6	3	2	1	0	1	11	11.2	
11.26.24	VS. ARIZONA	*	37:20	1-9	.111	1-2	.500	0-0	.000	0	0	0	3.0	3	4	7	0	3	3	9.8	
11.27.24	VS. MICHIGAN ST.	*	40:00	5-20	.250	2-7	.286	5-7	.714	0	4	4	3.1	4	3	8	0	0	17	10.9	
12.1.24	APPALACHIAN ST.	*	25:43	4-11	.364	3-9	.333	2-2	1.000	0	2	2	3.0	1	2	1	0	0	13	11.1	
12.4.24	AT MIAMI	*	35:21	4-11	.364	3-6	.500	2-2	1.000	1	2	3	3.0	2	7	5	1	2	13	11.3	
12.14.24	EVANSVILLE	*	20:25	3-10	.300	1-7	.143	3-4	.750	0	1	1	2.8	4	3	0	1	0	10	11.2	
12.19.24	AT DAYTON	*	38:36	5-16	.313	4-9	.444	0-0	.000	0	3	3	2.8	2	4	3	0	1	14	11.5	
12.21.24	WEST GEORGIA																				
12.29.24	ALABAMA A&M																				
1.2.25	GEORGIA																				
1.5.25	KENTUCKY																				
1.9.25	AT OLE MISS																				
1.13.25	AT LSU																				
1.19.25	TENNESSEE																				
1.23.25	ARKANSAS																				
1.26.25	AT ALABAMA																				
1.30.25	AT FLORIDA																				
2.2.25	OLE MISS																				
2.6.25	AT TEXAS																				
2.13.25	MISSISSIPPI STATE																				
2.16.25	AT AUBURN																				
2.20.25	AT OKLAHOMA																				
2.23.25	SOUTH CAROLINA																				
2.27.25	TEXAS A&M																				
3.2.25	AT MISSOURI																				
TOTAL			10	317:34	43-120	.358	22-63	.349	18-24	.750	6	25	31	2.8	25	30	29	2	8	126	11.5

CAREER STATS

YEAR	GP	GS	MIN	AVG	FG	FGA	PCT	3FG	3FGA	3PCT	FT	FTA	PCT	OFF	DEF	TOT	AVG	PF	FO	AST	TO	BLK	STL	PTS	AVG
2021-22	35	17	1136	32.5	148	396	.374	79	207	.382	69	86	.802	32	71	103	2.9	67	1	89	99	6	55	444	12.7
2022-23																									
2023-24	33	33	1089	33.0	151	399	.378	57	171	.333	110	133	.827	32	83	115	3.5	81	0	91	83	3	45	469	14.2
2024-25	11	10	318	28.9	43	120	.358	22	63	.349	18	24	.750	6	25	31	2.8	25	0	30	29	2	8	126	11.5
TOTAL	79	60	2543	32.2	342	915	.374	158	441	.358	197	243	.811	70	179	249	3.2	173	1	210	211	11	108	1039	13.2





24 AGA MAKURAT

Instagram icon @a.makurat24

G // 6-3 // So. // Sierakowice, Poland (Sopocka Akademia Tenisowa)

SEASON HIGHS

Points // 10, App State (12/1/24)
 FG Made // 4, App State (12/1/24)
 FG Attempts // 8 (2x), Last: App State (12/1/24)
 3-Pt Made // 2 (2x), Last: Hampton (11/20/24)
 3-Pt Attempt // 6, at South Florida (11/14/24)
 FT Made // 1, App State (12/1/24)
 FT Attempt // 1, App State (12/1/24)
 Rebounds // 5, Hampton (11/20/24)
 Assists // 3, App State (12/1/24)
 Steals // 1, Butler (11/17/24)
 Blocks // 2 (2x), Last: Hampton (11/20/24)
 Minutes // 20, App State (12/1/24)

CAREER HIGHS

Points // 18 (2x), Last: at South Carolina (01/28/24)
 FG Made // 6, at South Carolina (01/28/24)
 FG Attempts // 9 (3x), Last: at South Carolina (01/28/24)
 3-Pt Made // 5, Western Kentucky (11/15/23)
 3-Pt Attempt // 7 (2x), Last: at South Carolina (01/28/24)
 FT Made // 3, Western Kentucky (11/15/23)
 FT Attempt // 4, Western Kentucky (11/15/23)
 Rebounds // 7, at South Carolina (01/28/24)
 Assists // 3 (3x), Last: App State (12/1/24)
 Steals // 2, Kennesaw State (11/06/23)
 Blocks // 3, Florida (01/07/24)
 Minutes // 24, at South Carolina (01/28/24)

- Scored a season-high 10 pts vs. App State (Dec. 1)
- Appeared in 41 games and made three starts at Vanderbilt
- Made 29 3-pointers in '23-24
- Shot 32.2% from behind the arc in '23-24
- Vanderbilt was 3-0 in games she started
- Led the Commodores in scoring twice in '23-24

	SUPERLATIVES	24-25 CAREER	SUPERLATIVES	24-25 CAREER
10+ POINTS	1	4	3+ STEALS	-- --
15+ POINTS	--	2	2+ BLOCKS	2 5
20+ POINTS	--	--	DOUBLE-DOUBLES	-- --
30+ POINTS	--	--	LED VANDY IN PTS	-- 2
MADE 3+ 3-PT FG	--	3	LED VANDY IN REB	-- 1
10+ REBS	--	--	LED VANDY IN AST	-- --
3+ ASSISTS	1	3	LED VANDY IN STL	-- --
			LED VANDY IN BLK	-- 7

GAME-BY-GAME

DATE	OPPONENT	GS	MIN	FGM/A	FG%	3FG/A	3P%	FTM/A	FG%	OFF	DEF	TOT	AVG	PF	AST	T/O	BLK	STL	PTS	AVG
11.4.24	LIPSCOMB		18:13	1-8	.125	1-5	.200	0-0	.000	1	3	4	4.0	1	0	1	0	0	3	3.0
11.8.24	AUSTIN PEAY		17:21	2-5	.400	2-5	.400	0-0	.000	0	4	4	4.0	1	2	1	2	0	6	4.5
11.14.24	AT SOUTH FLORIDA		14:16	1-7	.143	0-6	.000	0-0	.000	1	1	2	3.3	0	0	0	0	0	2	3.7
11.17.24	BUTLER		07:12	1-2	.500	1-1	1.000	0-0	.000	0	0	0	2.5	1	1	1	0	1	3	3.5
11.20.24	HAMPTON		16:30	2-5	.400	2-5	.400	0-0	.000	1	4	5	3.0	0	1	0	2	0	6	4.0
11.22.24	SAMFORD		04:02	0-2	.000	0-1	.000	0-0	.000	0	1	1	2.7	0	0	1	0	0	0	3.3
11.26.24	VS. ARIZONA																			
11.27.24	VS. MICHIGAN ST.																			
12.1.24	APPALACHIAN ST.		19:47	4-8	.500	1-4	.250	1-1	1.000	1	3	4	2.9	0	3	1	0	1	10	4.3
12.4.24	AT MIAMI																			
12.14.24	EVANSVILLE		07:45	0-3	.000	0-3	.000	0-0	.000	0	2	2	2.8	0	0	1	0	0	0	3.8
12.19.24	AT DAYTON																			
12.21.24	WEST GEORGIA																			
12.29.24	ALABAMA A&M																			
1.2.25	GEORGIA																			
1.5.25	KENTUCKY																			
1.9.25	AT OLE MISS																			
1.13.25	AT LSU																			
1.19.25	TENNESSEE																			
1.23.25	ARKANSAS																			
1.26.25	AT ALABAMA																			
1.30.25	AT FLORIDA																			
2.2.25	OLE MISS																			
2.6.25	AT TEXAS																			
2.13.25	MISSISSIPPI STATE																			
2.16.25	AT AUBURN																			
2.20.25	AT OKLAHOMA																			
2.23.25	SOUTH CAROLINA																			
2.27.25	TEXAS A&M																			
3.2.25	AT MISSOURI																			
TOTAL		0	105:07	11-40	.275	7-30	.233	1-1	1.000	4	18	22	2.8	3	7	6	4	2	30	3.8

CAREER STATS

YEAR	GP	GS	MIN	AVG	FG	FGA	PCT	3FG	3FGA	3PCT	FT	FTA	PCT	OFF	DEF	TOT	AVG	PF	FO	AST	TO	BLK	STL	PTS	AVG
2023-24	33	3	469	14.2	44	129	.341	29	90	.322	11	14	.786	12	37	49	1.5	29	0	19	32	13	10	128	3.9
2024-25	8	0	105	13.1	11	40	.275	7	30	.233	1	1	1.000	4	18	22	2.8	3	0	7	6	4	2	30	3.8
CAREER	41	3	574	14.0	55	169	.325	36	120	.300	12	15	.800	16	55	71	1.7	32	0	26	38	17	12	158	3.9





30 TRINITY WILSON

@trinityy.wilsonn
 @trinitywilson_bts
 @TrinityWilson30

F // 6-3 // Fr. // Lakeville, Minn. (Lakeville North HS)**SEASON HIGHS**

Points // 4, Austin Peay (11/8/24)
 FG Made // 2, Austin Peay (11/8/24)
 FG Attempts // 4 (3x), Last: App State (12/1/24)
 3-Pt Made // --
 3-Pt Attempt // --
 FT Made // 1, App State (12/1/24)
 FT Attempt // 2, Austin Peay (11/8/24)
 Rebounds // 5 (2x), Last: Austin Peay (11/8/24)
 Assists // 1 (3x), Last: App State (12/1/24)
 Steals // --
 Blocks // 1, Hampton (11/20/24)
 Minutes // 11, Lipscomb (11/4/24)

CAREER HIGHS

Points // 4, Austin Peay (11/8/24)
 FG Made // 2, Austin Peay (11/8/24)
 FG Attempts // 4 (2x), Last: App State (12/1/24)
 3-Pt Made // --
 3-Pt Attempt // --
 FT Made // 1, App State (12/1/24)
 FT Attempt // 2, Austin Peay (11/8/24)
 Rebounds // 5 (2x), Last: Austin Peay (11/8/24)
 Assists // 1 (3x), Last: App State (12/1/24)
 Steals // --
 Blocks // 1, Hampton (11/20/24)
 Minutes // 11, Lipscomb (11/4/24)

- Pulled down 5 reb and scored 2 pts in her debut vs. Lipscomb (11/4/24)
- Ranked the fifth-best player in Minnesota according to PrepGirlsHoops.com
- Selected to Minnesota All-Star Basketball Game
- Collected over 1,000 pts and 1,000 reb during her prep career
- All-state honorable mention (*23)

SUPERLATIVES	24-25 CAREER	SUPERLATIVES	24-25 CAREER
10+ POINTS	-- --	3+ STEALS	-- --
15+ POINTS	-- --	2+ BLOCKS	-- --
20+ POINTS	-- --	DOUBLE-DOUBLES	-- --
30+ POINTS	-- --	LED VANDY IN PTS	-- --
MADE 3+ 3-PT FG	-- --	LED VANDY IN REB	-- --
10+ REBS	-- --	LED VANDY IN AST	-- --
3+ ASSISTS	-- --	LED VANDY IN STL	-- --
		LED VANDY IN BLK	-- --

GAME-BY-GAME

DATE	OPPONENT	GS	MIN	FGM/A	FG%	3FG/A	3P%	FTM/A	FG%	OFF	DEF	TOT	AVG	PF	AST	T/O	BLK	STL	PTS	AVG
11.4.24	LIPSCOMB		10:31	1-4	.250	0-0	.000	0-0	.000	2	3	5	5.0	1	1	1	0	0	2	2.0
11.8.24	AUSTIN PEAY		05:09	2-4	.500	0-0	.000	0-2	.000	2	3	5	5.0	1	0	0	0	0	4	3.0
11.14.24	AT SOUTH FLORIDA																			
11.17.24	BUTLER		02:31	0-0	.000	0-0	.000	0-0	.000	0	0	0	3.3	0	0	0	0	0	0	2.0
11.20.24	HAMPTON		03:57	0-1	.000	0-0	.000	0-0	.000	0	0	0	2.5	0	1	0	1	0	0	1.5
11.22.24	SAMFORD																			
11.26.24	VS. ARIZONA																			
11.27.24	VS. MICHIGAN ST.																			
12.1.24	APPALACHIAN ST.		08:30	1-4	.250	0-0	.000	1-1	1.000	0	0	0	2.0	0	1	0	0	0	3	1.8
12.4.24	AT MIAMI																			
12.14.24	EVANSVILLE		02:48	1-3	.333	0-0	.000	0-0	.000	1	1	2	2.0	0	0	0	0	0	2	1.8
12.19.24	AT DAYTON																			
12.21.24	WEST GEORGIA																			
12.29.24	ALABAMA A&M																			
1.2.25	GEORGIA																			
1.5.25	KENTUCKY																			
1.9.25	AT OLE MISS																			
1.13.25	AT LSU																			
1.19.25	TENNESSEE																			
1.23.25	ARKANSAS																			
1.26.25	AT ALABAMA																			
1.30.25	AT FLORIDA																			
2.2.25	OLE MISS																			
2.6.25	AT TEXAS																			
2.13.25	MISSISSIPPI STATE																			
2.16.25	AT AUBURN																			
2.20.25	AT OKLAHOMA																			
2.23.25	SOUTH CAROLINA																			
2.27.25	TEXAS A&M																			
3.2.25	AT MISSOURI																			
TOTAL		0	33:26	5-16	.313	0-0	.000	1-3	.333	5	7	12	2.0	2	3	1	1	0	11	1.8

CAREER STATS

YEAR	GP	GS	MIN	AVG	FG	FGA	PCT	3FG	3FGA	3PCT	FT	FTA	PCT	OFF	DEF	TOT	AVG	PF	FO	AST	TO	BLK	STL	PTS	AVG
2024-25	6	0	33	5.6	5	16	.313	0	0	.000	1	3	.333	5	7	12	2.0	2	0	3	1	1	0	11	1.8
CAREER	6	0	33	5.6	5	16	.313	0	0	.000	1	3	.333	5	7	12	2.0	2	0	3	1	1	0	11	1.8





35 SACHA WASHINGTON

@sacha_washington
 @sacha_washington
 @sachaw33

F // 6-2 // Sr. // Lawrenceville, Ga. (Collins Hill HS)**SEASON HIGHS**

Points // --
 FG Made // --
 FG Attempts // --
 3-Pt Made // --
 3-Pt Attempt // --
 FT Made // --
 FT Attempt // --
 Rebounds // --
 Assists // --
 Steals // --
 Blocks // --
 Minutes // --

CAREER HIGHS

Points // 33, Louisiana Tech (12/03/23)
 FG Made // 15, Louisiana Tech (12/03/23)
 FG Attempts // 20, Louisiana Tech (12/03/23)
 3-Pt Made // --
 3-Pt Attempt // 1, Lipscomb (12/18/22)
 FT Made // 10, Fairfield (11/12/23)
 FT Attempt // 16, Fairfield (11/12/23)
 Rebounds // 17, Fairfield (11/12/23)
 Assists // 7, Fairfield (11/12/23)
 Steals // 8, Louisiana Tech (12/03/23)
 Blocks // 6, Dayton (12/20/23)
 Minutes // 40, vs. Florida (03/07/24)

- Utilizing Medical Redshirt in '24-25
- Preseason Cheryl Miller Award Watch List ('25)
- Appeared in 99 games and made 72 starts in three seasons at Vanderbilt
- Averaged a career-best 12.1 ppg as a junior
- Led the team with 8 double-doubles in '23-24
- Led Vandy with 7.9 rpg in '23-24
- All-SEC freshman team ('22)

SUPERLATIVES		24-25 CAREER		SUPERLATIVES		24-25 CAREER	
10+ POINTS	--	48		3+ STEALS	--	9	
15+ POINTS	--	20		2+ BLOCKS	--	28	
20+ POINTS	--	6		DOUBLE-DOUBLES	--	22	
30+ POINTS	--	1		LED VANDY IN PTS	--	13	
MADE 3+ 3-PT FG	--	--		LED VANDY IN REB	--	53	
10+ REBS	--	24		LED VANDY IN AST	--	5	
3+ ASSISTS	--	8		LED VANDY IN STL	--	5	
				LED VANDY IN BLK	--	54	

GAME-BY-GAME

DATE	OPPONENT	GS	MIN	FGM/A	FG%	3FG/A	3P%	FTM/A	FG%	OFF	DEF	TOT	AVG	PF	AST	T/O	BLK	STL	PTS	AVG	
11.4.24	LIPSCOMB																				
11.8.24	AUSTIN PEAY																				
11.14.24	AT SOUTH FLORIDA																				
11.17.24	BUTLER																				
11.20.24	HAMPTON																				
11.22.24	SAMFORD																				
11.26.24	VS. ARIZONA																				
11.27.24	VS. MICHIGAN ST.																				
12.1.24	APPALACHIAN ST.																				
12.4.24	AT MIAMI																				
12.14.24	EVANSVILLE																				
12.19.24	AT DAYTON																				
12.21.24	WEST GEORGIA																				
12.29.24	ALABAMA A&M																				
1.2.25	GEORGIA																				
1.5.25	KENTUCKY																				
1.9.25	AT OLE MISS																				
1.13.25	AT LSU																				
1.19.25	TENNESSEE																				
1.23.25	ARKANSAS																				
1.26.25	AT ALABAMA																				
1.30.25	AT FLORIDA																				
2.2.25	OLE MISS																				
2.6.25	AT TEXAS																				
2.13.25	MISSISSIPPI STATE																				
2.16.25	AT AUBURN																				
2.20.25	AT OKLAHOMA																				
2.23.25	SOUTH CAROLINA																				
2.27.25	TEXAS A&M																				
3.2.25	AT MISSOURI																				
TOTAL		0	00.00	0-0	.000	0-0	.000	0-0	.000	0	0	0	0.0	0	0	0	0	0	0	0	0.0

CAREER STATS

YEAR	GP	GS	MIN	AVG	FG	FGA	PCT	3FG	3FGA	3PCT	FT	FTA	PCT	OFF	DEF	TOT	AVG	PF	FO	AST	TO	BLK	STL	PTS	AVG
2021-22	35	8	708	20.2	104	224	.464	0	0	.000	58	85	.682	113	117	230	6.6	87	2	26	57	19	26	266	7.6
2022-23	31	31	798	25.7	136	294	.463	0	1	.000	72	114	.632	91	137	228	7.4	87	5	35	67	45	25	344	11.1
2023-24	33	33	959	29.1	163	310	.526	0	0	.000	72	117	.615	118	144	262	7.9	91	4	44	90	44	52	398	12.1
2024-25	--	--	--	--	--	--	--	--	--	--	--	--	--	--	--	--	--	--	--	--	--	--	--	--	--
CAREER	99	72	2465	24.9	403	828	.487	0	1	.000	202	316	.639	322	398	720	7.3	265	11	105	214	108	103	1008	10.2



GAME 1 Vanderbilt vs. Lipscomb

Scoreboard for Game 1: Vanderbilt 102, Lipscomb 50. Q1: 15-10, Q2: 10-14, Q3: 14-11, Q4: 11-50.

DATE Nov. 4, 2024 SITE Memorial Gymnasium (Nashville, Tenn.)

TIPOFF 11:00 a.m. END 12:48 p.m. ELAPSED 1:48 ATTENDANCE 5,282

DORES DOMINATE BISONS

NASHVILLE, Tenn. - The Vanderbilt women's basketball team began the 2024-25 campaign in a big way, as the Commodores blitzed Lipscomb, 102-50, in Monday's season opener.

Vanderbilt scored 100-plus points for the first time under head coach Shea Ralph in the season-opening victory over the Bisons. The last time the Dores registered 100 or more points came on Nov. 25, 2019, when Vandy posted a 106-55 win at Tennessee State.

The Commodores move to 1-0 on the year, while Lipscomb falls to 0-1. With the win, Vanderbilt improves to 4-0 in season openers under Ralph. She becomes the first Vandy women's basketball coach to win four straight season openers to begin their career.

Sophomore Khamil Pierre registered her fifth career double-double in the season opener. The 6-2 forward scored a team-high 25 points and pulled down a team-best 14 rebounds in 24 minutes of action. The Phoenix, Arizona, native went 12-of-17 from the field and added five steals to her stat line.

Pierre was one of four Vanderbilt players to register double-digit points against Lipscomb. Freshman Mikayla Blakes tallied 23 points in her Vanderbilt debut. Meanwhile, senior Iyana Moore added 15 points to extend her double-digit scoring streak to eight games, and sophomore Madison Greene collected 14 points off the bench in her first game with the Commodores since her season-ending knee injury against Lipscomb last year.

The Commodores used its size advantage against Lipscomb throughout the game, as Vandy scored 70 points in the paint, which allowed the Dores to shoot 53.1 percent from the field. Defensively, Vanderbilt held LU to 27.9 percent from the field and forced its Music City counterpart into 23 turnovers.

BOX SCORE

Box score for Game 1: Vanderbilt vs. Lipscomb. Includes player stats for 10 players and team totals.

BOX SCORE

Box score for Game 2: Vanderbilt vs. Austin Peay. Includes player stats for 10 players and team totals.

BOX SCORE

Box score for Game 3: Vanderbilt vs. South Florida. Includes player stats for 10 players and team totals.

INDIVIDUAL LEADERS

Individual leaders for Game 1: Points (Khamil Pierre - 25 pts), Rebounds (Khamil Pierre - 14 reb), Assists (Madison Greene - 4 ast), Steals (Khamil Pierre - 5 stl), Blocks (Aiyana Mitchell - 1 blk).

INDIVIDUAL LEADERS

Individual leaders for Game 2: Points (Khamil Pierre - 25 pts), Rebounds (Khamil Pierre - 10 reb), Assists (Khamil Pierre - 3 ast), Steals (Khamil Pierre - 3 stl), Blocks (Mikayla Blakes - 3 blk).

INDIVIDUAL LEADERS

Individual leaders for Game 3: Points (Khamil Pierre - 17 pts), Rebounds (Khamil Pierre - 10 reb), Assists (Khamil Pierre - 3 ast), Steals (Khamil Pierre - 3 stl), Blocks (Khamil Pierre - 3 blk).

GAME 2 Vanderbilt vs. Austin Peay

Scoreboard for Game 2: Vanderbilt 93, Austin Peay 37. Q1: 16-10, Q2: 10-4, Q3: 4-7, Q4: 7-37.

DATE Nov. 8, 2024 SITE Memorial Gymnasium (Nashville, Tenn.)

TIPOFF 6:30 p.m. END 8:31 p.m. ELAPSED 2:01 ATTENDANCE 2,343

DORES RUN AWAY FROM GOVERNORS

NASHVILLE, Tenn. - The Vanderbilt women's basketball rolled to a second-straight victory over the 2024-25 season, as the Commodores collected a 93-37 win over Austin Peay Friday night at Memorial Gym.

Sophomore Khamil Pierre posted her second-consecutive double-double to begin her 2024-25 campaign, as she scored 13 points and pulled down 10 rebounds against the Governors. Pierre becomes the first Vanderbilt player to start a season with two straight double-doubles. It was also Pierre's sixth career double-double at Vandy.

The win moves Vanderbilt to 2-0 on the year, while Austin Peay falls to 0-2. It marks the second-straight season that the Dores have won the first two games of a season. The Commodores also improve to 26-5 against nonconference foes at Memorial Gym under head coach Shea Ralph. Vandy moved to 18-1 all-time against APSU, as the Dores have won 18 straight games against the Govs.

Pierre led a quartet of double-digit scorers for the Commodores on Friday's victory. She was joined by senior Iyana Moore and freshman Mikayla Blakes, who each scored a game-high 16 points. Moore's 16-point effort extended her double-digit scoring streak to nine games dating back to last season. Sophomore Madison Greene registered a team-best 13 points off the bench in a career-high 30 minutes of action. Greene and Moore each dished out a game-best three assists, while Blakes paced the Vandy with three steals.

Vanderbilt used a 24-0 run that started at the 1:46 mark of the second quarter and ended with 6:27 left to play in the third to put the Govs away for good. The Commodores scored the final 11 points of the second quarter, then registered the first 13 points of the third stanza.

Vanderbilt's extended run turned a 15-point lead into a 39-point advantage for the Dores.

The Vandy defense locked up Austin Peay over the final two frames, as the Commodores allowed 11 points over the final 20 minutes of play. Vanderbilt held APSU to four points in the third quarter. That marks the lowest point total allowed by the Commodores in a stanza since last season's contest at Butler, where Vandy held the Bulldogs to four second-quarter points.

The Dores shot 45.1 percent from the floor Friday while holding the Governors to a 28.8 field goal percentage. Vanderbilt scored 42 points in the paint and forced Austin Peay into 25 turnovers that turned into 33 points.

BOX SCORE

Box score for Game 2: Vanderbilt vs. Austin Peay. Includes player stats for 10 players and team totals.

BOX SCORE

Box score for Game 3: Vanderbilt vs. South Florida. Includes player stats for 10 players and team totals.

BOX SCORE

Box score for Game 4: Vanderbilt vs. West Georgia. Includes player stats for 10 players and team totals.

INDIVIDUAL LEADERS

Individual leaders for Game 4: Points (Khamil Pierre - 17 pts), Rebounds (Khamil Pierre - 10 reb), Assists (Khamil Pierre - 3 ast), Steals (Khamil Pierre - 3 stl), Blocks (Khamil Pierre - 3 blk).

GAME 3 Vanderbilt at South Florida

Scoreboard for Game 3: Vanderbilt 62, South Florida 49. Q1: 19-15, Q2: 8-10, Q3: 20-8, Q4: 8-62.

DATE Nov. 14, 2024 SITE Yuengling Center (Tampa, Fla.)

TIPOFF 6:00 p.m. END 7:44 p.m. ELAPSED 1:44 ATTENDANCE 2,606

DORES DORES REIN IN BULLS

TAMPA, Fla. - The Vanderbilt women's basketball team continued to play stellar defense in the early stages of the 2024-25 season, as the Commodores locked up South Florida on Thursday night to pick up a 62-49 win on the road.

The Dores forced the Bulls into 23 turnovers that turned into 19 points for Vanderbilt. Vandy limited USF to 36.8 percent from the floor, as the Dores did not allow a 3-point field goal over the final two quarters of play. Vanderbilt held South Florida to 12 or fewer points in the second and fourth quarters, marking the seventh time Vandy has accomplished the feat in 12 quarters this season.

The win moves the Commodores to 3-0 on the year, while South Florida falls to an even 2-2. Vandy has now won its first three games of the year in back-to-back seasons.

Sophomore Khamil Pierre registered her third-straight double-double to lead a trio of double-digit scorers for Vanderbilt. The 6-2 forward tallied a game-high 17 points and 10 rebounds in the win. She becomes the first Dores since Koi Love in 2020-21 to begin a season with three consecutive double-doubles. Pierre joins Fresno State's Mia Jacobs as the only two NCAA Division I players to post three double-doubles this season.

Freshman Mikayla Blakes scored double-digit points for the third game in a row to start her Vanderbilt career, as the Somerset, New Jersey, native tallied 16 points. Sophomore Madison Greene, who made her first career start at Vanderbilt on Thursday, drilled a career-best five 3-point field goals en route to a 15-point performance in a career-high 37 minutes of action.

As a team, Vanderbilt shot 38.2 percent from the floor against South Florida. Despite being outrebounded 43-37, the Commodores were still able to outscore the Bulls in the paint, 28-24, and held a 12-7 edge in second-chance points.

BOX SCORE

Box score for Game 3: Vanderbilt vs. South Florida. Includes player stats for 10 players and team totals.

BOX SCORE

Box score for Game 4: Vanderbilt vs. West Georgia. Includes player stats for 10 players and team totals.

BOX SCORE

Box score for Game 5: Vanderbilt vs. South Florida. Includes player stats for 10 players and team totals.

INDIVIDUAL LEADERS

Individual leaders for Game 5: Points (Khamil Pierre - 17 pts), Rebounds (Khamil Pierre - 10 reb), Assists (Khamil Pierre - 3 ast), Steals (Khamil Pierre - 3 stl), Blocks (Khamil Pierre - 3 blk).



GAME RECAPS

GAME 7 Vanderbilt vs. Arizona

Scoreboard for Game 7: Vanderbilt vs. Arizona. Vanderbilt 71, Arizona 60. Columns for quarters 1-4 and Total.

DATE Nov. 26, 2024 SITE Acrisure Arena (Palm Springs, Calif.)

TIPOFF 3:30 p.m. END 5:32 p.m. ELAPSED 2:03 ATTENDANCE 450

DORES HOLD ON AGAINST WILDCATS

PALM SPRINGS, Calif. - Sophomore Khamil Pierre and Mikayla Blakes each had a 20-plus point performance in the first game of the 2024 Acrisure Classic to lift the Vanderbilt women's basketball team past Arizona, 71-60, Tuesday afternoon.

Vandy's underclass duo registered a combined 48 points as Pierre scored 25 points and Blakes tallied 23 points in the win over the Wildcats. It is the third time this season that the duo registered 20-plus points in the same game. Earlier in the day the pair swept the SEC weekly awards, as Pierre was named SEC Player of the Week and Blakes earned her second-straight SEC Freshman of the Week honor.

With the win, the Commodores improve to 7-0 on the year, while Arizona falls to 6-2 overall. Vanderbilt has now opened back-to-back seasons by winning their first seven games. The last time that happened was during the 1991-92 and 1992-93 campaigns.

Pierre registered her sixth double-double-double of the year to move back into a tie for the most in NCAA Division I this season with LSU's Aneesa Morrow. The Phoenix, Arizona, native scored a game-high 25 points and matched her career-best performance on the glass with 15 rebounds against her home-state team. It is the third-straight double-double for the 6-2 forward and extends her double-digit scoring streak to a career-high 10 games. Pierre flirted with a triple-double against the Wildcats, as she added a career-best seven steals to her stat line.

Blakes scored 23 points and dished out four steals in the victory. She extended her double-digit scoring streak to seven games to begin her Vandy career. She is the first Commodore since at least the 2009-10 season to open their Vanderbilt career by scoring 14-plus points and collecting multiple steals in their first seven games.

The Commodores were held to a season-low 71 points as Vandy shot 38.9 percent from the field. Arizona held a 43.1 percent shooting percentage, though the Dores forced them into 26 turnovers that turned into 29 points for Vanderbilt. Coach Ralph's team has forced at least 20 turnovers in every game during the 2024-25 campaign.

BOX SCORE

Box score for Game 7: Vanderbilt vs. Arizona. Includes player names, minutes, FG, 3P, FT, Rebounds, Fouls, TP, AS, TO, ST, Blocks, and Shooting by Period.

Arizona - 60

Box score for Game 7: Arizona vs. Vanderbilt. Includes player names, minutes, FG, 3P, FT, Rebounds, Fouls, TP, AS, TO, ST, Blocks, and Shooting by Period.

Summary statistics for Game 7: VANDY vs ARI. Points from Turnovers, Best Scoring Run, Lead Changes, Times Tied, Time with Lead.

INDIVIDUAL LEADERS



- Khamil Pierre - 25 pts
Mikayla Blakes - 23 pts
Khamil Pierre - 15 reb
Jordyn Oliver - 8 reb
M. Blakes/L. Moore - 4 ast
Khamil Pierre - 3 ast
Khamil Pierre - 7 stl
Mikayla Blakes - 4 stl
Leilani Kapinus - 2 blk

- Points
Rebounds
Assists
Steals
Blocks

GAME 8 Vanderbilt vs. Michigan St.

Scoreboard for Game 8: Vanderbilt vs. Michigan St. Vanderbilt 78, Michigan St 70. Columns for quarters 1-4 and Total.

DATE Nov. 27, 2024 SITE Acrisure Arena (Palm Springs, Calif.)

TIPOFF 3:30 p.m. END 5:37 p.m. ELAPSED 2:08 ATTENDANCE 615

DORES DROP FIRST CONTEST OF 2024-25

PALM SPRINGS, Calif. - The Vanderbilt women's basketball team dropped its first contest of the 2024-25 season, as the Commodores fell to Michigan State, 78-70, in the championship game of the 2024 Acrisure Classic.

In a close contest featuring 14 lead changes, Michigan State used a late rally to down the Commodores. Vanderbilt held a 57-56 lead midway through the fourth quarter before the Spartans went on a 17-5 run over the next three minutes of play to take a 73-62 lead that the Dores could not overcome.

The loss moves Vanderbilt to 7-1 on the year, while Michigan State remains a perfect 8-0 overall.

Vandy had a quartet of players register double-digit points on Wednesday. Sophomore Khamil Pierre tallied a team-high 19 points to extend her career-long double-digit scoring streak to 12 games. She went 8-of-14 from the floor, collected a team-best four steals, and dished out a season-best four assists. Pierre was one of three Dores to pull down a team-best six rebounds as her three-game double-double streak came to an end on Wednesday.

Senior Ilyana Moore had a season-high 17-point performance in the loss. Freshman Mikayla Blakes extended her double-digit scoring streak to eight games to begin her career with a 13-point effort. Blakes added a pair of steals against the Spartans to remain the only Commodore since at least 2009-10 to start her Vandy career by scoring double-digit points and having multiple steals in each of their first eight games. Graduate student Jordyn Oliver tallied a season-best 10 points and matched Pierre with a team-high four assists.

Vanderbilt shot 40.6 percent from the field, while Michigan State posted a 43.1 percent shooting percentage. The Commodores forced 24 MSU turnovers, which turned into 23 points off turnovers. MSU outrebounded Vanderbilt 48-34 and had 20 offensive boards, which turned into 16 second-chance points for the Spartans.

BOX SCORE

Box score for Game 8: Michigan St. vs. Vanderbilt. Includes player names, minutes, FG, 3P, FT, Rebounds, Fouls, TP, AS, TO, ST, Blocks, and Shooting by Period.

Vanderbilt - 78

Box score for Game 8: Vanderbilt vs. Michigan St. Includes player names, minutes, FG, 3P, FT, Rebounds, Fouls, TP, AS, TO, ST, Blocks, and Shooting by Period.

Summary statistics for Game 8: MSU vs VANDY. Points from Turnovers, Best Scoring Run, Lead Changes, Times Tied, Time with Lead.

INDIVIDUAL LEADERS



- Khamil Pierre - 19 pts
Ilyana Moore - 17 pts
Three Tied with 6 reb
J. Oliver/K. Pierre - 4 ast
M. Blakes/J. Oliver - 3 ast
Khamil Pierre - 4 stl
Jordyn Oliver - 3 stl
Three Tied with 1 blk

- Points
Rebounds
Assists
Steals
Blocks

GAME 9 Vanderbilt vs. App State

Scoreboard for Game 9: Vanderbilt vs. App State. Vanderbilt 94, App State 40. Columns for quarters 1-4 and Total.

DATE Dec. 1, 2024 SITE Memorial Gymnasium (Nashville, Tenn.)

TIPOFF 2 p.m. END 3:44 p.m. ELAPSED 1:44 ATTENDANCE 2,621

MOUNTAIN BLASTER

NASHVILLE, Tenn. - The Vanderbilt women's basketball team rolled to a 94-40 victory over Appalachian State Sunday afternoon at Memorial Gymnasium.

The Commodores outscored the Mountaineers 33-2 in the first quarter and never looked back. Vanderbilt posted its fourth 50-plus point win of the season to improve to 8-1, while App State fell to 3-4.

The two points allowed by the Dores in the opening stanza were the fewest that Vanderbilt has allowed in any quarter in school history. The previous record was three points, which happened twice, once against Fordham on Dec. 30, 2015, and then again vs. Rutgers on Nov. 26, 2021, with both taking place in the second quarter. The NCAA switched from two halves to four quarters before the 2015-16 season.

Vanderbilt scored over 90 points in a game for the fifth time this season. A total of five players registered double-digit points against App State, as every Commodore that played on Sunday scored.

Freshman Mikayla Blakes led the charge with a 20-point performance. It is the fifth game this season that the guard has registered 20-plus points in a game. Blakes added a career-high seven steals and dished out six assists against the Mountaineers. She remains the only Commodore to score 10-plus points and collect multiple steals in each of their first nine games at Vandy.

Senior Ilyana Moore posted double-digit points for the fourth time over her last five games with 13 points. Her 13-point performance put her over 1,000 points career scored at Vanderbilt. She has amassed 1,002 career points in 76 games, as Moore is the 42nd Commodore to join the school's 1,000-point club.

Graduate student Jane Nwaba tallied 12 points, which marks the highest point total at Vanderbilt for the transfer. Sophomore Aiyana Mitchell made her first career start at Vanderbilt and matched career-best in points (10) and rebounds (6) in 20 minutes of action. Fellow sophomore Aga Makurat rounded out the group with a season-best 10 points.

Vanderbilt shot 42.9 percent from the field while holding Appalachian State to a 29.6 percent field goal percentage. The Commodores outrebounded the Mountaineers, 48-36, which led to a 21-7 edge in second-chance points. The Dores collected 21 turnovers on Sunday, which turned into 33 points. Vanderbilt has forced opponents into 20 or more turnovers in every game this season.

BOX SCORE

Box score for Game 9: App State vs. Vanderbilt. Includes player names, minutes, FG, 3P, FT, Rebounds, Fouls, TP, AS, TO, ST, Blocks, and Shooting by Period.

Vanderbilt - 94

Box score for Game 9: Vanderbilt vs. App State. Includes player names, minutes, FG, 3P, FT, Rebounds, Fouls, TP, AS, TO, ST, Blocks, and Shooting by Period.

Summary statistics for Game 9: APP ST vs VANDY. Points from Turnovers, Best Scoring Run, Lead Changes, Times Tied, Time with Lead.

INDIVIDUAL LEADERS



- Mikayla Blakes - 20 pts
Ilyana Moore - 13 pts
L. Kapinus/J. Piessott - 7 reb
Aiyana Mitchell - 6 reb
Mikayla Blakes - 6 ast
Jordyn Oliver - 4 ast
Mikayla Blakes - 7 stl
Leilani Kapinus - 3 stl
Jane Nwaba - 1 blk

- Points
Rebounds
Assists
Steals
Blocks

GAME RECAPS

GAME 10 Vanderbilt at Miami

	1	2	3	4	TOTAL
	23	23	23	19	88
	13	18	24	15	70

DATE Dec. 4, 2024 **SITE** Watsco Center (Coral Gables, Fla.)

TIPOFF 4:00 p.m. **END** 5:55 p.m. **ELAPSED** 1:55
ATTENDANCE 2,107

DORES BREAK UP HURRICANES

CORAL GABLES, Fla. - Freshman Mikayla Blakes recorded her second-straight 20-plus point performance, while sophomore Khamil Pierre recorded her seventh double-double of the season Wednesday night in an 88-70 win at Miami as part of the SEC/ACC Challenge.

The duo of Blakes and Pierre combined to score 54 points against the Hurricanes. Pierre matched her career-best with a 28-point performance, while Blakes registered 26 points. It is the fourth time this season that the duo has scored over 20 points apiece in a game.

With the win, Vanderbilt improves to 9-1 on the year. The Commodores hand the Hurricanes their first loss of the 2024-25 campaign, as Miami now stands at 7-1 overall.

Pierre equalled her career-best performance of 28 points, which she first registered at Georgia on Feb. 11, 2024, as a freshman. The 6-2 forward also pulled down a game-best 13 rebounds to post her seventh double-double of the season, which is the second-most in all of NCAA Division I. It was her sixth game of the year with 20 or more points, while she added a team-best four steals to her stat line.

Blakes registered 26 points in the victory. It is Blakes' sixth game with 20 or more points this season, as her 26-point performance marks the 12th-most points scored in a game by a Vanderbilt freshman.

Senior Iyana Moore, who scored her 1,000th career point at Vandy in her last contest, registered 13 points in the win. It is Moore's 50th career game, scoring double-digit points at Vanderbilt. She also handed out a season-high seven assists. Graduate student Jordyn Oliver pulled down a season-best nine rebounds as the Commodores outrebound Miami 36-24.

The Commodores hit nine 3-point field goals on Wednesday, led by Blakes' five makes behind the arc, which ties her career-best performance. Vanderbilt shot an even 50 percent from the field, while Miami posted a 52.8 percent success rate from the field. The Dores forced Miami into 21 turnovers, which turned into 27 Vandy points.

BOX SCORE

Vanderbilt - 88	NO.	Name	Min	FG	3P	FT	Rebounds	Fouls	TP	AS	TS	ST	Blocks	Shooting By Period		
														pts	fga	
	10	Jane Nwabia	20:01	1-3	0-0	1-1	0	2	0	1	0	0	0	0	4	4
	12	Khamil Pierre	28:45	11-17	6-9	6-8	8	5	13	3	5	28	0	0	0	19
	1	Mikayla Blakes	27:14	10-25	1-4	1-2	9	1	2	5	28	3	0	0	11	
	11	Jordyn Oliver	37:06	1-3	0-0	3-6	9	0	0	0	19	0	0	0	11	
	23	Iyana Moore	35:21	4-11	3-6	2-2	1	2	3	2	3	13	0	0	19	
	5	Lailan Kapinus	22:32	3-7	0-1	2-3	3	1	4	3	2	0	0	0	11	
	4	Madison Greene	19:50	3-4	1-1	0-0	0	0	0	0	7	3	0	0	0	
	14	Aiyana Mitchell	02:11	1-1	0-0	0-0	0	0	0	2	0	0	0	0	0	
Total			34:48	52-115	17-39	16-36	15	10	15	17	1	1	0	0	88	

Miami (7) - 70	NO.	Name	Min	FG	3P	FT	Rebounds	Fouls	TP	AS	TS	ST	Blocks	Shooting By Period	
														pts	fga
	21	Natalia Marshall	15:00	2-5	0-1	1-1	3	4	2	1	5	0	0	0	10
	44	Cameron Williams	27:28	7-10	0-0	0	4	5	13	4	10	1	2	0	0
	4	Jasmyne Roberts	30:40	9-14	1-4	2-2	3	4	10	3	5	4	0	0	13
	14	Haley Cavinder	30:21	5-12	0-0	4-4	0	0	13	5	10	0	0	0	16
	15	Hanna Cavender	27:43	3-4	0-0	0	0	1	0	8	2	2	0	0	19
	17	Lemayah Hyton	05:18	3-2	1-1	0-0	0	0	1	0	0	2	0	0	8
	16	Daniela Abies	05:09	0-0	0-0	0	2	1	0	0	0	0	0	0	0
	9	Ahlay Adams	17:33	0-1	0-0	1-2	5	0	0	1	2	1	0	0	0
	8	Caroline Rogers	14:05	1-3	1-3	2-2	0	1	0	2	5	1	2	0	0
	42	Lash Harmon	18:42	1-2	1-1	0-0	0	0	1	0	3	1	0	0	10
Total			28:53	47-117	9-31	16-38	24	16	10	14	12	1	1	0	70

Biggest lead	VAN		MIA		Points from Turnovers	VAN	MIA	Period by Period Scoring						
	20	(4 th 1:30)	0	(1 st 10:00)				1st	2nd	3rd	4th	TOTL		
Best Scoring Run	9	(2 nd 1:46)	6	(0 th 9:07)	Paint	46	40							
Lead Changes	0		2		Second Chance	16	7	VAN	23	23	19	18		
Times Tied	0		1		Fast Breaks	9	2							
Time with Lead	38:33	00:00			Bench	17	11	MIA	13	18	24	15	70	

INDIVIDUAL LEADERS

Points	Rebounds	Assists	Steals	Blocks	Khamil Pierre		Jasmyne Roberts		Cameron Williams		Mikayla Blakes		Jordyn Oliver		Iyana Moore		Haley Cavinder		Daniela Abies		
					pts	reb	ast	stl	blk	pts	reb	ast	stl	blk	pts	reb	ast	stl	blk	pts	reb
					28	13	19	19	14	14	26	26	13	9	9	5	5	5	5	5	5
					13	9	5	5	5	5	13	13	9	9	5	5	5	5	5	5	5
					7	9	5	5	5	5	7	7	9	9	5	5	5	5	5	5	5
					4	4	4	4	4	4	4	4	4	4	4	4	4	4	4	4	4
					4	4	4	4	4	4	4	4	4	4	4	4	4	4	4	4	4
					4	4	4	4	4	4	4	4	4	4	4	4	4	4	4	4	4
					4	4	4	4	4	4	4	4	4	4	4	4	4	4	4	4	4
					4	4	4	4	4	4	4	4	4	4	4	4	4	4	4	4	4

GAME 11 Vanderbilt vs. Evansville

	1	2	3	4	TOTAL
	12	8	11	9	40
	34	24	28	20	106

DATE Dec. 14, 2024 **SITE** Memorial Gymnasium (Nashville, Tenn.)

TIPOFF 2:00 p.m. **END** 3:55 p.m. **ELAPSED** 1:55
ATTENDANCE 2,599

PIERRE'S RECORD-SETTING EFFORT LIFTS DORES PAST EVANSVILLE

NASHVILLE, Tenn. - Sophomore Khamil Pierre set the Vanderbilt women's basketball single-game scoring record on Saturday, registering 42 points in a 106-40 win over Evansville, as the Commodores improve to 10-1 on the year.

Pierre put on one of the most memorable performances in Vanderbilt women's basketball history, as she posted 42 points, 18 rebounds, and eight steals in the win over the Purple Aces. Her 42-point performance set a new program record for most points scored in a single game, passing the previous mark of 41 points shared by Chantelle Anderson (Feb. 8, 2001) and Cijah Harbison (Jan. 29, 2023).

Vanderbilt improves to 10-1 overall on the year, as the 66-point win over Evansville is tied for the sixth-largest margin of victory in program history. The Dores have now won 18-straight home games against nonconference foes.

The 42 points and 18 rebounds against the Purple Aces establishes career highs for Pierre in each category. Pierre's combined 60 points and rebounds are the most collected by a Vanderbilt women's basketball player in a game in program history. Her 42-point performance on Saturday also extends the 6-2 forward's career-long double-digit scoring streak to 13 games dating back to last season. Pierre also registers her eighth double-double of the season, which is tied for the sixth-most in a season since 1999-00.

The Phoenix, Arizona, native got her day started with a bang, as she scored 20 points in the first quarter. Pierre's performance in the opening frame on Saturday marked the most points scored by a Commodore in the first quarter in program history. Additionally, Pierre ties Marnelle Garrau's program record for most points scored in any quarter, which was set on Jan. 16, 2023, in the fourth quarter at Arkansas.

For Pierre, her eight steals against Evansville established a new career-high mark, while it is tied for the sixth-most steals in a game in program history.

The Commodores broke the century mark for the third time this season, as the 106 points are the most scored in a game this season. It is also the most points Vanderbilt has scored in a game since Nov. 25, 2019, in a 106-55 win at Tennessee State. The 106 points are the most points registered by the Dores at Memorial Gym since Nov. 26, 2010, when Vandy posted a 111-53 victory over Quinnipiac.

Reigning SEC Freshman of the Week, Mikayla Blakes scored 20 or more points for the seventh time this season with a 22-point performance against Evansville. The three-time SEC Freshman of the Week extended her double-digit scoring streak to 11 games to begin her Vanderbilt career. Graduate student Lailan Kapinus also posted a double-double in the win, as she pulled down a season-high 11 rebounds to go along with 10 points off the bench. It is Kapinus' second double-double of the season, while it is the 13th of her career. Senior Iyana Moore's 10-point effort pushes her double-digit scoring streak to four games. Moore's 10 points moved into 38th place on Vanderbilt's all-time scoring list with 1,025 points.

BOX SCORE

Evansville - 40	NO.	Name	Min	FG	3P	FT	Rebounds	Fouls	TP	AS	TS	ST	Blocks	Shooting By Period	
														pts	fga
	4	Tamesha Dozier	24:33	1-6	0-3	1-3	3	6	2	3	0	2	1	0	1
	24	Maggie Hartwig	27:40	4-13	0-0	2-2	3	10	2	3	8	0	0	0	4
	5	Julia Palomo	32:49	3-5	0-1	0-0	2	2	1	2	6	4	0	0	4
	30	Camryn Runner	35:38	3-8	2-5	3-4	1	5	3	1	1	8	0	0	5
	11	Kaden Krueger	22:03	1-8	0-0	1-1	2	1	2	1	3	0	0	0	2
	1	Avery Kelley	19:38	0-6	0-0	0-0	1	1	3	0	0	0	0	0	
	25	Claudia Clement	09:10	0-1	0-0	0-0	2	2	4	0	0	3	0	0	
	15	Elle Snyder	05:22	0-1	0-0	0-0	1	0	1	0	0	0	0	0	
	33	Logan Luebbers-Palmer	16:50	3-6	1-2	2-2	1	1	2	0	0	4	0	0	
	21	Arica Shivan	10:29	0-1	0-0	0-0	0	0	0	0	2	0	0	0	
	0	Mina Herra	02:48	0-0	0-0	0-0	1	1	0	0	0	0	0	0	
Total			15:54	4-27	0-9	14-28	36	18	15	6	2	1	0	40	

Vanderbilt - 106	NO.	Name	Min	FG	3P	FT	Rebounds	Fouls	TP	AS	TS	ST	Blocks	Shooting By Period	
														pts	fga
	10	Jane Nwabia	15:30	1-5	0-3	0-0	1	0	0	2	2	0	0	0	17
	12	Khamil Pierre	37:32	19-28	0-0	4-6	9	10	18	4	7	42	1	0	1
	1	Mikayla Blakes	30:07	7-19	1-7	7-7	1	4	2	6	3	1	0	0	14
	11	Jordyn Oliver	24:38	3-4	0-0	2-2	4	0	0	6	1	2	0	0	43
	23	Iyana Moore	30:25	3-10	1-7	3-4	0	1	4	2	7	0	0	0	1
	4	Madison Greene	21:51	1-6	0-0	2-2	2	3	1	4	1	1	0	0	4
	5	Lailan Kapinus	22:19	5-9	0-1	0-0	6	5	11	2	10	2	2	0	41
	14	Aiyana Mitchell	02:17	2-3	0-0	0-0	1	3	4	1	4	0	0	0	3
	24	Apa Mekari	07:45	0-3	0-3	0-0	2	2	0	0	0	1	0	0	6
	13	Justine Pissott	07:29	1-3	0-1	0-0	1	0	0	1	0	0	0	0	11
	2	Jack Brown	06:19	1-1	0-0	0-0	0	0	0	2	0	0	0	0	1
	30	Troy Wilson	02:48	1-3	0-1	0-0	1	1	0	0	2	0	0	0	4
Total			44:43	42-116	19-39	28-35	15	18	106	23	21	2	0	106	