



6 SEC TOURNAMENT CHAMPIONSHIPS • 28 NCAA TOURNAMENTS • 1 FINAL FOUR • 5 ELITE EIGHTS • 14 SWEET SIXTEENS

VANDERBILT

WOMEN'S BASKETBALL

2024-25 GAME NOTES • GAME 14 • vs. ALABAMA A&M

2024-25 SCHEDULE

Overall: 12-1 | SEC: 0-0

Home: 8-0 | Away: 3-0 | Neutral: 1-1

NET Ranking: 11 | Streak: W-5

NOVEMBER (7-1)

4	Lipscomb	Win	102-50
8	Austin Peay	Win	93-37
14	at South Florida	Win	62-49
17	Butler	Win	81-52
20	Hampton	Win	94-45
22	Samford	Win	104-59
26	vs. Arizona [^]	Win	71-60
27	vs. Michigan State [^]	Loss	70-78

DECEMBER (5-0)

1	Appalachian State	Win	94-40
4	at Miami [#]	Win	88-70
14	Evansville	Win	106-40
19	at Dayton	Win	80-66
21	West Georgia	Win	103-68
29	Alabama A&M	11 a.m.	SEC Network

JANUARY (0-0)

2	Georgia*	6:30 p.m.	SEC Network+
5	Kentucky*	2 p.m.	SEC Network+
9	at Ole Miss*	6:30 p.m.	SEC Network+
11	at LSU*	6 p.m.	SEC Network
19	Tennessee*	2 p.m.	SEC Network+
23	Arkansas*	6:30 p.m.	SEC Network+
26	at Alabama*	1 p.m.	SEC Network
30	at Florida*	6 p.m.	SEC Network+

FEBRUARY (0-0)

2	Ole Miss*	2 p.m.	SEC Network+
6	at Texas*	8 p.m.	SEC Network
13	Mississippi State*	8 p.m.	SEC Network
16	at Auburn*	3 p.m.	SEC Network
20	at Oklahoma*	6 p.m.	SEC Network+
23	South Carolina*	2 p.m.	SEC Network+
27	Texas A&M*	6:30 p.m.	SEC Network+

MARCH (0-0)

2	at Missouri*	2 p.m.	SEC Network+
6-9	SEC Tournament	TBD	TBD

All times Central • Home games in bold • Neutral games in italics

*SEC game • [^]Acrisure Classic (Palm Springs, Calif.) • #SEC/ACC Challenge • %SEC Tournament

Rankings: AP/Coaches • All games times and dates are subject to change

GAME 14



VANDERBILT (RV/RV) (12-1, 0-0 SEC)
vs. **ALABAMA A&M** (7-4, 0-0 SWAC)



SUNDAY, DEC. 29
11 a.m. CT



NASHVILLE, TENN.
Memorial Gymnasium (14,316)



SEC NETWORK
Sam Gore • Tamika Catchings



94.9 THE FAN
Vanderbilt Athletics App • Jake Lyman

STARTING FIVE

>> Vandy returns from the holiday break to play its final non-conference of the 2024-25 season. The Commodores sport a 12-1 record overall. Vanderbilt posted a 103-68 victory over West Georgia in their last outing on Dec. 21. It was the fourth time this season the Dores have scored over 100 points in a game. Freshman Mikayla Blakes scored a game-high 24 points to extend her double-digit scoring streak to 13 games to begin her Vandy career. Sophomore Khamil Pierre posted her fourth-straight double-double with a 23-point, 10-rebound performance against the Wolves. Pierre's double-double against WGU was her 10th of the season, which is second-most in NCAA Division I.

>> Sunday's contest continues a season-long four-game homestand for the Commodores. The contest against Alabama A&M is the second game of the homestand, as the Dores defeated West Georgia 103-68 on Dec. 21. Vandy concludes the homestand with Georgia (Jan. 2) and Kentucky (Jan. 5) during the first week of the new year to open SEC play.

>> Vanderbilt is 32-3 at Memorial Gym vs. non-SEC teams under head coach Shea Ralph. The Commodores have won 19-straight home games against nonconference teams, a streak that dates back to the 2022-23 campaign. Overall, Vandy is 45-13 against nonconference schools in the Ralph era.

>> The Commodores stand at 12-1 through their first 13 games for the second-straight season. It is the first time the Dores have opened back-to-back seasons at 12-1 or better since the 2003-04 and 2004-05 campaigns. Vanderbilt comes into Saturday seeking a second-straight 13-1 start, as Vandy began the 2023-24 season at 16-1.

>> Vandy and Alabama A&M will meet for the third time on the hardwood. The Dores have claimed the victory in both of the previous two matchups. The last matchup came on Nov. 11, 2011, with Vanderbilt collecting an 86-55 win in Memorial Gymnasium. The first meeting came on Nov. 22, 2005, in Nashville, as the Commodores posted an 80-29 victory.



TEAM COMPARISON

12-1	Overall Record	7-4
88.3	Points Per Game	63.1
54.9	Opp. Per Game	63.5
46.3	Field Goal Pct.	37.1
37.7	Opp. Field Goal Pct.	43.4
31.3	3-Point Pct.	28.1
26.8	Opp. 3-Point Pct.	29.4
76.4	Free Throw Pct.	69.8
44.0	Rebounds Per Game	34.7
+10.3	Rebounding Margin	-1.5
17.5	Assists Per Game	11.0
13.4	Turnovers Per Game	16.5
14.6	Steals Per Game	11.1
3.3	Blocks Per Game	2.0

SERIES HISTORY

Games:	2
Vanderbilt Series Record:	2-0
Games in Nashville:	2-0
Games in Huntsville, Ala.:	0-0
Neutral Site Games:	0-0
First Meeting:	Nov. 22, 2005, in Nashville Vanderbilt, 80-29
Last Meeting:	Nov. 11, 2011, in Nashville Vanderbilt, 86-55
Last Vandy Win:	Nov. 11, 2011, in Nashville 86-55
Last Vandy Loss:	Never
Last Home Win:	Nov. 11, 2011, 86-55
Last Road Win:	Never
Last Neutral Win:	Never
Last Home Loss:	Never
Last Road Loss:	Never
Last Neutral Loss:	Never
Current Vanderbilt Streak:	W-2

ALL-TIME SERIES

Date	Location	Vandy Result	Score
11.22.05	Nashville	Win	80-29
11.11.11	Nashville	Win	86-55

PROJECTED STARTERS



1

MIKAYLA BLAKES

G • 5-8 • Fr.
Somerset, N.J.
Rutgers Prep HS

Points • 20.3
FG% • 46.8
3PPFG% • 31.2
Boards • 2.6
Assists • 3.7
Steals • 2.8



10

JANE NWABARA

G • 5-10 • Fr.
Carlson, Calif.
Pepperdine

Points • 5.3
FG% • 51.9
3PPFG% • 33.3
Boards • 2.4
Assists • 1.0
Steals • 0.8



11

JORDYN OLIVER

G • 5-10 • Fr.
Prosper, Texas
Duke • Baylor

Points • 4.4
FG% • 44.6
FT% • 87.5
Boards • 5.2
Assists • 3.2
Steals • 1.4



12

KHAMIL PIERRE

F • 6-2 • So.
Phoenix, Ariz.
Perry HS

Points • 22.2
FG% • 58.6
FT% • 65.4
Boards • 11.5
Assists • 1.8
Steals • 3.9



23

IYANA MOORE

G • 5-8 • Sr.
Milwaukee, Wis.
Blackman HS

Points • 11.8
FG% • 35.3
3PPFG% • 34.7
Boards • 2.8
Assists • 2.5
Steals • 0.8



VANDERBILT WBB QUICK FACTS

HOME ARENA: MEMORIAL GYMNASIUM (14,316)
2023-24 RECORD: 23-10
2023-24 SEC RECORD: 9-7
POSTSEASON: 1-1 (NCAA FIRST ROUND)
LETTERWINNERS RETURNING/LOST: 9/4
STARTERS RETURNING/LOST: 5/1
NEWCOMERS: 4

THE UNIVERSITY

LOCATION: NASHVILLE, TENN.
AFFILIATION: NCAA DIVISION I
CONFERENCE: SOUTHEASTERN (SEC)
MASCOT: COMMODORES
COLORS: BLACK & GOLD
CHANCELLOR: DANIEL DIERMEIER
DIRECTOR OF ATHLETICS: CANDICE STOREY LEE
FACULTY ATHLETICS REP: TRACE WILGUS

PROGRAM HISTORY

ALL-TIME RECORD: 897-545 (.622)
ALL-TIME SEC RECORD: 265-273 (.493)
ALL-TIME SEC TOURNAMENT RECORD: 49-38 (.563)
SEC TOURNAMENT TITLES: 6 ('93, '95, '02, '04, '07, '09)
NCAA TOURNAMENT APPEARANCES: 28
NCAA TOURNAMENT RECORD: 40-28 (.588)
LAST NCAA TOURNAMENT APPEARANCE: 2024
LAST POSTSEASON APPEARANCE: 2024 (NCAA)

SOCIAL MEDIA

FACEBOOK: /VANDYWBB
INSTAGRAM: @VANDYWBB
X/TWITTER: @VANDYWBB
WEBSITE: VUCOMMODORES.COM

ATHLETIC COMMUNICATIONS

VANDERBILT WOMEN'S BASKETBALL SID: CHRIS CASKEY, 2ND SEASON
EMAIL: CHRIS.CASKEY@VANDERBILT.EDU
PHONE NUMBER: 606-207-7481
ASSOCIATE ATHLETIC DIRECTOR: BRIAN FREMUND

DORE NOTES

GAME COVERAGE

Sunday's contest against Alabama A&M airs live on SEC Network, with Sam Gore and Tamika Catchings calling the action. Fans can listen to Jake Lyman locally on 94.9 The Fan and the Vanderbilt Commodores app outside of Nashville.

NET RANKING

Vanderbilt enters the weekend holding a NET ranking of 12. The Commodores came in at No. 7 in the first NET ranking of the 2024-25 season, the highest NET ranking in program history. The NET is an evaluation tool used by the NCAA Tournament Selection Committee to determine seeding and at-large bids.

RECEIVING VOTES

The Dores earned 19 votes in this week's Associate Press Top 25 Poll and 17 votes in the USA Today/WBCA Coaches Poll. It marks the fourth-straight week that Vanderbilt has been featured in both major women's college basketball polls.

PIERRE'S DOUBLE-DOUBLE STREAK

Sophomore Khamil Pierre has posted a double-double in four-consecutive games coming into Sunday's contest against Alabama A&M. It is tied for the second-longest double-double streak at Vanderbilt since 1999-00 with Mariella Fasoula, who had four in a row in 2019-20. Current Vanderbilt assistant coach Ashley Earley's six-straight double-doubles in 2004-05 is the longest streak since 1999-00.

MOORE CLIMBING UP VANDY'S ALL-TIME SCORING LIST

Senior Iyana Moore has scored 1,055 points at Vanderbilt, which puts her at No. 34 on the school's all-time scoring list. Moore is one point behind Liz Sherwood (1,056 points) for 33rd on the list, three points behind Christa Reed (1,058 points) for 32nd, and 37 points from Dee Davis (1,092 points) for 31st.

SCORING STREAKS

A trio of Dores enter Sunday's contest on a double-digit scoring streak. Sophomore Khamil Pierre has registered 10-plus points in 15-straight games, while freshman Mikayla Blakes is riding a 13-game double-digit scoring streak to open her career. Senior Iyana Moore has scored double figures in six-straight games.

BREAKING THE CENTURY MARK

Vanderbilt scored 100-plus points for the fourth time this season in the 103-68 win over West Georgia on Dec. 21. It is the first time since the 2004-05 campaign that the Commodores have scored 100 points in four or more games. Vandy previously registered a 102-50 win over Lipscomb in the season opener on Nov. 4 and on Nov. 22 in a 104-59 win over Samford. More recently, the Dores scored a 106-40 win over Evansville on Dec. 14. The 106 points were the most points Vandy has scored under head coach Shea Ralph.

BRINGING THE DEFENSE

Vandy has been one of the best defensive teams in the nation through the first month-plus of the season. The Commodores rank inside the top 30 in all of NCAA Division I in turnover margin (4th; 11.8), turnovers forced per game (11th; 25.2), and points allowed (30th; 54.9).

Vanderbilt has forced teams into 20 or more turnovers in every game this season. Vandy's season-high 36 turnovers forced vs. Evansville on Dec. 14 is tied for the seventh-most in a game in program history.

PIERRE'S SCORING STREAK

Sophomore Khamil Pierre enters Saturday's game on a 15-game double-digit scoring streak dating back to last season. It is her career's longest double-digit scoring streak, as the 6-2 forward is averaging 20.3 points per game during the stretch.

DYNAMIC DUO

Sophomore Khamil Pierre and freshman Mikayla Blakes are the only pair of teammates in all of NCAA Division I to average over 20.0 points per game. Pierre enters the weekend ranked sixth nationally at 22.2 points per contest, while Blakes' 20.3 points per contest is 19th in the nation and the highest scoring average by a freshman in NCAA Division I this season. Combined, Pierre and Blakes are averaging a combined 42.5 points per game this season.

KHAMIL AMONG THE NATION'S BEST

Sophomore Khamil Pierre ranks inside the top six nationally in five different categories entering the weekend. She is second in NCAA Division I in double-doubles (10), second in steals (47), third in steals per games (3.92) sixth in both rebounds per game (11.5) and in scoring (22.2).





ROSTER BREAKDOWN

CLASS

GRADUATE (3): Leilani Kapinus, Jane Nwaba, Jordyn Oliver

SENIOR (2): Iyana Moore, Sacha Washington

JUNIOR (2): Jada Brown, Justine Pissott

SOPHOMORE (4): Madison Greene, Aga Makurat, Aiyana Mitchell, Khamil Pierre

FRESHMAN (2): Mikayla Blakes, Trinity Wilson

POSITION

FORWARD (6): Aiyana Mitchell, Jane Nwaba, Khamil Pierre, Justine Pissott, Sacha Washington, Trinity Wilson

GUARD (8): Mikayla Blakes, Jada Brown, Madison Greene, Leilani Kapinus, Aga Makurat, Iyana Moore, Jordyn Oliver, Justine Pissott

HOME STATE/COUNTRY

NEW JERSEY (2): Mikayla Blakes, Justine Pissott

WISCONSIN (2): Leilani Kapinus, Iyana Moore

CALIFORNIA (1): Jane Nwaba

GEORGIA (1): Sacha Washington

ARIZONA (1): Khamil Pierre

ARKANSAS (1): Jada Brown

COLORADO (1): Aiyana Mitchell

MINNESOTA (1): Trinity Wilson

OHIO (1): Madison Greene

POLAND (1): Aga Makurat

TEXAS (1): Jordyn Oliver

COACHES & STAFF

HEAD COACH: SHEA RALPH • 4TH SEASON
ASSOCIATE HEAD COACH: TOM GARRICK • 4TH SEASON
ASSISTANT COACH: ASHLEY EARLEY • 4TH SEASON
ASSISTANT COACH: KEVIN DEMILLE • 4TH SEASON
AST. COACH/AST. DIR. OF OPS: ERIC MUNDINGER • 3RD SEASON
CHIEF OF STAFF/EXECUTIVE DIR. OF OPS: CHRIS BRANN • 4TH SEASON
DIR. OF INTERNAL OPS/ON-CAMPUS RECRUITING COORD: KOKO NELSON • 4TH SEASON
DIR. OF STUDENT-ATHLETE SUCCESS & COMMUNITY RELATIONS: KYLA IRWIN • 4TH SEASON
DIR. OF STRENGTH & CONDITIONING: JENA READY • 1ST SEASON
SENIOR ASSO. ATHLETIC TRAINER: ALLISON SHEPHERD • 4TH SEASON
DIR. OF CREATIVE CONTENT: LEAH DUSTERHOFT • 4TH SEASON
DIR. OF SPECIAL PROJECTS & ATHLETIC CULTURE: YVONNE HAWKINS • 1ST SEASON
DIR. OF PLAYER ENGAGEMENT & INFLUENCE: AUDREY MONTGOMERY • 1ST SEASON
VIDEO COORDINATOR: JT OREM • 1ST SEASON
SPORTS INFORMATION DIRECTOR: CHRIS CASKEY • 2ND SEASON



FRONT ROW (L-R) MADISON GREENE, LEILANI KAPINUS, JORDYN OLIVER, IYANA MOORE, JADA BROWN, MIKAYLA BLAKES
BACK ROW (L-R) SACHA WASHINGTON, KHAMIL PIERRE, AGA MAKURAT, AIYANA MITCHELL, JUSTINE PISSOTT, TRINITY WILSON, JANE NWABA

2024-25 ROSTER

No.	Name	POS	HT	YR	EXP	Hometown (Previous School)
1	Mikayla Blakes	G	5-8	Fr.	HS	Somerset, N.J. (Rutgers Prep)
2	Jada Brown	G	5-8	Jr.	2V	Bentonville, Ark. (Bentonville HS)
4	Madison Greene	G	5-6	So.	1V	Columbus, Ohio (Pickerington Central HS)
5	Leilani Kapinus	G	5-10	Gr.	TR	Madison, Wis. (Penn State)
10	Jane Nwaba	F	5-10	Gr.	TR	Carson, Calif. (Pepperdine)
11	Jordyn Oliver	G	5-10	Gr.	1V	Prosper, Texas (Duke)
12	Khamil Pierre	F	6-2	So.	1V	Phoenix, Ariz. (Perry HS)
13	Justine Pissott	G/F	6-4	Jr.	1V	Toms River, N.J. (Tennessee)
14	Aiyana Mitchell	F	6-4	So.	1V	Colorado Springs, Colo. (Fountain-Fort Carson HS)
23	Iyana Moore	G	5-8	Sr.	2V	Milwaukee, Wis. (Blackman HS)
24	Aga Makurat	G	6-2	So.	1V	Sierakowice, Poland (Sopocka Akademia Tenisowa)
30	Trinity Wilson	F	6-3	Fr.	HS	Lakeville, Minn. (Lakeville North HS)
35	Sacha Washington	F	6-2	Sr.	3V	Lawrenceville, Ga. (Collins Hill HS)

COACHING STAFF

HEAD COACH: Shea Ralph - 4th Season - UConn '01
ASSOCIATE HEAD COACH: Tom Garrick - 4th Season - Rhode Island '88
ASSISTANT COACH: Ashley Earley - 4th Season - Vanderbilt '05
ASSISTANT COACH: Kevin DeMille - 4th Season - UConn '13
ASSISTANT COACH/AST. DIRECTOR OF OPERATIONS: Eric Mundinger - 3rd Season - Memphis '20

PRONUNCIATION

JADA BROWN: (Jay-Duh)
LEILANI KAPINUS: (LAY-lawn-EE, Cap-n-IS)
AGA MAKURAT: (Ah-gah, Mock-ew-Rah)
AIYANA MITCHELL: (Eye-on-Uh)
IYANA MOORE: (Eye-on-Uh)
JANE NWABA: (Wah-Buh)
KHAMIL PIERRE: (KAH-Meel, Pea-Air)
JUSTINE PISSOTT: (Jus-TEEN, Pih-SOT)
SACHA WASHINGTON: (Sah-SHUH)

SEC STANDINGS (AS OF DEC. 26, 2024)

Team	Record	SEC	Streak
5/3 LSU	14-0	0-0	W-14
18/16 Tennessee	11-0	0-0	W-11
5/6 Texas	12-1	0-0	W-5
20/21 Alabama	12-1	0-0	W-3
Vanderbilt (RV/RV)	12-1	0-0	W-5
Mississippi State (RV/RV)	12-1	0-0	W-4
2/2 South Carolina	11-1	0-0	W-6
10/11 Oklahoma	11-1	0-0	W-5
16/15 Kentucky	10-1	0-0	W-3
Auburn	9-3	0-0	W-4
25/RV Ole Miss	8-3	0-0	W-3
Missouri	10-4	0-0	L-1
Florida	8-5	0-0	W-1
Texas A&M	7-5	0-0	W-2
Georgia	7-6	0-0	L-1
Arkansas	6-8	0-0	L-3

POLLS

Associated Press Top 25 as of Dec. 23

- | | |
|------------------------|----------------------|
| 1) UCLA (30) | 14) Duke |
| 2) South Carolina* (1) | 15) Tennessee* |
| 3) Notre Dame (1) | 16) Kentucky* |
| 4) Southern Cal | 17) North Carolina |
| 5) Texas* | 18) West Virginia |
| 6) LSU* | 19) Michigan State* |
| 7) UConn | 20) Alabama* |
| 8) Maryland | 21) California |
| 9) Oklahoma* | 22) NC State |
| 10) Ohio State | 22) Michigan |
| 11) TCU | 24) Iowa |
| 12) Kansas State | 25) Ole Miss* |
| 13) Georgia Tech | *Vanderbilt Opponent |

Received Votes: Nebraska, Vanderbilt, Utah, Illinois, Oklahoma State, Harvard, Baylor, Florida State

USA Today/WBCA Coaches Top 25 as of Dec. 24

- | | |
|------------------------|----------------------|
| 1) UCLA (30) | 14) Duke |
| 2) South Carolina* (1) | 15) Kentucky* |
| 3) LSU* | 16) Georgia Tech |
| 4) Notre Dame | 17) North Carolina |
| 5) Southern Cal | 18) West Virginia |
| 6) Texas* | 19) Michigan State* |
| 7) UConn | 20) NC State |
| 8) Maryland | 21) Alabama* |
| 9) Ohio State | 22) Iowa |
| 10) Oklahoma* | 23) Baylor |
| 11) Kansas State | 24) California |
| 12) TCU | 25) Michigan |
| 13) Tennessee | *Vanderbilt Opponent |

Received Votes: Ole Miss*, Utah, Mississippi State*, Vanderbilt, Illinois, Florida State, Nebraska, Iowa State, George Mason





TV/RADIO ROSTER



1 Mikayla Blakes
G // 5-8 // Fr.
Somerset, N.J.
Rutgers Prep HS



2 Jada Brown
G // 5-8 // Jr.
Bentonville, Ark.
Bentonville HS



4 Madison Greene
G // 5-6 // So.
Columbus, Ohio
Pickerington Central HS



5 Leilani Kapinus
G // 5-10 // Gr.
Madison, Wis.
Penn State
James Madison Memorial HS



10 Jane Nwaba
F // 5-10 // Gr.
Carson, Calif.
Pepperdine
Palisades Charter HS




11 Jordyn Oliver
G // 5-10 // Gr.
Prosper, Texas
Duke // Baylor
Prosper HS



12 Khamil Pierre
F // 6-2 // So.
Phoenix, Ariz.
Perry HS



13 Justine Pissott
G/F // 6-4 // Jr.
Toms River, N.J.
Tennessee
Red Bank Catholic HS



14 Aiyana Mitchell
F // 6-4 // So.
Colorado Springs, Colo.
Fountain-Fort Carson HS



23 Iyana Moore
G // 5-8 // Sr.
Milwaukee, Wis.
Blackman HS



24 AGA Makurat
G // 6-2 // So.
Sierakowice, Poland
Sopocka Akademia
Tenisowa



30 Trinity Wilson
F // 6-3 // Fr.
Lakeville, Minn.
Lakeville North HS



35 Sacha Washington
F // 6-2 // Sr.
Lawrenceville, Ga.
Lawrenceville HS

COACHING STAFF




Shea Ralph
Head Coach
4th Season




Tom Garrick
Associate
Head Coach
4th Season



Ashley Earley
Assistant Coach
4th Season



Kevin DeMille
Assistant Coach
4th Season



Eric Munding
Assistant Coach
3rd Season





PLAYER QUICK NOTES



24 • AGA MAKURAT

G • 6-2 • So. • Sierakowice, Poland (Sopocka Akademia Tenisowa)
Human & Organizational Development • (AH-Gah MOCK-ew-RAH)

	GP-GS	MIN/G	FG%	3FG%	FT%	R/G	A/G	STL	BLK	PTS/G
24-25	9-0	13.5	25.0	20.6	1.000	3.0	1.0	0.2	0.5	3.3
CAREER	42-3	14.1	31.8	29.0	80.0	1.8	0.7	0.3	0.4	3.8

- Scored a season-high 10 pts vs. App State
- Appeared in 42 games and made three starts at Vanderbilt
- Shot 32.2% from behind the arc in '23-24
- Vanderbilt was 3-0 in games she started
- Led the Commodores in scoring twice in '23-24

TOP GAMES

24-25 SEASON	CAREER
PTS 10, Appalachian St. (12/1/24)	PTS 18 (2x), Last: at South Carolina (1/28/24)
REB 5 (2x), Last: West Ga. (12/21/24)	REB 7, at South Carolina (1/28/24)
AST 3, Appalachian St. (12/1/24)	AST 3 (3x), Last: App State (12/1/24)



30 • TRINITY WILSON

F • 6-3 • Fr. • Lakeville, Minn. (Lakeville North HS)
Undeclared

	GP-GS	MIN/G	FG%	3FG%	FT%	R/G	A/G	STL	BLK	PTS/G
24-25	7-0	5.7	38.1	---	33.3	2.0	0.6	0.0	0.3	2.4
CAREER	7-0	5.7	38.1	---	33.3	2.0	0.6	0.0	0.3	2.4

- Scored career-best 6 pts vs. West Ga. on 12.21
- Pulled down 5 reb and scored 2 pts in her debut vs. Lipscomb (11/4/24)
- Ranked the fifth-best player in Minnesota according to PrepGirlsHoops.com
- Collected over 1,000 pts and 1,000 reb during her prep career

TOP GAMES

24-25 SEASON	CAREER
PTS 6, West Georgia (12/21/24)	PTS 6, West Georgia (12/21/24)
REB 5 (2x), Last: APSU (11/8/24)	REB 5 (2x), Last: APSU (11/8/24)
AST 1 (4x), Last: West Ga. (12/21/24)	AST 1 (4x), Last: West Ga. (12/21/24)



35 • SACHA WASHINGTON

F • 6-2 • Sr. • Lawrenceville, Ga. (Collins Hill HS)
Human & Organizational Development • (Sah-SHUH)

	GP-GS	MIN/G	FG%	3FG%	FT%	R/G	A/G	STL	BLK	PTS/G
24-25	---	---	---	---	---	---	---	---	---	---
CAREER	99-72	24.9	.487	.000	.639	7.3	1.1	1.0	1.1	10.2

- Redshirting during the '24-25
- Cheryl Miller Award Preseason Watchlist
- Appeared in 99 games and made 72 starts in three seasons at Vanderbilt
- Led the team with 8 double-doubles in '23-24
- Led Vandy with 7.9 rpg in '23-24

TOP GAMES

24-25 SEASON	CAREER
PTS --	PTS 33, vs. La. Tech (12/03/22)
REB --	REB 17, Fairfield (11/12/23)
AST --	AST 7, Fairfield (11/12/23)



HC SHEA RALPH

Fourth Season • UConn '01
7-Time NCAA National Champion • 2000 NCAA Tournament MOP

- 63-49 overall record through three seasons at Vanderbilt
- Guided Vanderbilt to its first NCAA Tournament bid since the 2014 NCAA Tournament in 2023-24 and posted the Dores' first NCAA Tournament victory since 2013
- Posted the largest win improvement from one season to next in school history during the 2023-24 season, as Vandy's 23 victories marked an 11-win improvement from 2022-23
- Guided Vandy to a school record six SEC road wins in '23-'24
- Five players have earned All-SEC honors under Ralph

RALPH COACHING CAREER AT VANDERBILT

SEASON	OVERALL	SEC	SEC FINISH	POSTSEASON
2021-22	16-19	4-12	T-12th	WNIT Sweet 16
2022-23	12-19	3-13	12th	--
2023-24	23-10	9-7	6th	NCAA 1st Rd
2024-25	12-1	0-0	--	--
TOTAL	63-49	16-32		1 NCAA, 1 WNIT

DORE NOTES

BLAKES LEADING THE FRESHMEN

First-year guard Mikayla Blakes is making a case to be an early frontrunner for national freshman of the year. The 5-8 guard leads all NCAA Division I freshmen in points scored (264) and steals (37) and was the first freshman in NCAA Division I to score over 200 points this season.

Blakes is the only player to rank inside the top 10 among freshmen nationally in scoring, assists, and steals. Additionally, she leads all NCAA Division I freshmen in points scored (266), steals (34) and steals per game (2.83). The guard also ranks inside the top 10 among all freshmen in the country in made 3-point field goals (5th; 29), assists (6th; 48) and field goal percentage (6th; 46.8 percent).

The Somerset, New Jersey, native has won SEC Freshman of the Week three times. Blakes and Georgia Tech's Dani Carnegie are the only Power 4 player to win their conference's weekly freshman award three times this season.

WINNING BIG

Vanderbilt holds the fourth-best margin of victory in the nation coming into the weekend. The Commodores have been beating teams by an average of 33.4 points per game this season. Vandy has posted six wins of 45-plus points through the first 13 games of the 2024-25 season.

DOUBLE-DOUBLE MACHINE

Khamil Pierre is second in NCAA Division I with 10 double-doubles entering the weekend. She is one of two players nationally to collect 10 or more double-doubles during the 2024-25 season. Pierre's 10 double-doubles this season are the fifth-most in a single-season in program history. The school record is 14 double-doubles collected by current assistant coach Ashley Earley in the 2004-05 season.

HISTORIC START FOR BLAKES

Freshman Mikayla Blakes has scored 10-plus points in each of her first 13 games to begin her Vanderbilt career. She is the first Dore since at least 1999-00 to open their Vandy career with 13-straight games with 10-plus points. Additionally, it is the fourth-longest double-digit scoring streak to begin a season in school history.

KHAMIL'S PUTTING UP ELITE NUMBERS

Sophomore Khamil Pierre is the only NCAA Division I players to average over 22.0 points and 11.0 rebounds this season. The 6-2 forward is putting up a team-best 22.2 points per game and 11.5 rebounds per contest. Her 10 double-doubles this season are the second-most in the nation.

Pierre currently leads the SEC in field goals made (116), steals (47), and steals per game (3.9). She ranks in the top three in the conference in double-doubles (2nd; 10), points per game (2nd; 22.2), rebounds (2nd; 128), rebounds per game (2nd; 11.5), points scored (3rd; 266), and field goal percentage (4th; 58.6).

KHAMIL EARNS HER SECOND SEC PLAYER OF THE WEEK HONOR

Sophomore Khamil Pierre was named SEC Player of the Week for the second time this season on Dec. 17. The 6-2 forward averaged an SEC-best 42.0 points, 18.0 points, and 8.0 steals this week, as Pierre set the Vanderbilt women's basketball single-game scoring record with a 42-point performance against Evansville in a 106-40 win on Dec. 16. It is Pierre's second SEC Player of the Week selection of her career, as she previously earned the distinction on Nov. 26 of this season. She is the first player since Cijaja Harbison in 2022-23 to be named SEC Player of the Week multiple times in a season. Pierre also becomes the fifth Commodore to earn multiple SEC Player of the Week honors. Overall, it is Pierre's seventh SEC weekly honor, as she was named SEC Freshman of the Week a program-record five times during the 2023-24 campaign.



DORE NOTES

PIERRE HAULING IN THE AWARDS

The U.S. Basketball Writers Association (USBWA) named Vanderbilt women's basketball sophomore Khamil Pierre as one of five USBWA Ann Meyers Drysdale National Players of the Week.

It is the first USBWA Ann Meyers Drysdale National Players of the Week selection for Pierre. Additionally, she was also selected as this week's runner-up for the Associate Press National Player of the Week and was named the Tennessee Sports Writers Association (TSWA) Women's Basketball Player of the Week.

PIERRE'S 42-POINT PERFORMANCE

Khamil Pierre put on one of the most memorable performances in Vanderbilt women's basketball history in the 106-40 win over Evansville on Dec. 14. She posted 42 points, 18 rebounds, and eight steals in the win over the Purple Aces. Her 42-point performance set a new program record for most points scored in a single game, passing the previous mark of 41 points shared by Chantelle Anderson (Feb. 8, 2001) and Cjaja Harbison (Jan. 29, 2023).

The 6-2 forward started her day with a bang against the Purple Aces, scoring 20 points in the first quarter. Pierre's performance in the opening frame on Saturday marked the most points scored by a Commodore in the first quarter in program history. Additionally, Pierre ties Marnelle Garraud's program record for most points scored in any quarter, which was set on Jan. 16, 2023, in the fourth quarter at Arkansas.

Her 19 made field goals tie the program record for more field goals made in a game in Vanderbilt history, tying Anderson's 19 made field goals in her 40-point performance vs. Portland State. The 19 made field goals are also the sixth-most in SEC history.

The 42 points scored are the most in an NCAA Division I game this season. It is also tied for the most points scored by an SEC player since the 2020-21 season.

2024-25 GAME-BY-GAME STARTERS

Team	G	G	G	F	F	Result
Lipscomb	Blakes	Moore	Nwaba	Oliver	Pierre	W, 102-50
Austin Peay	Blakes	Moore	Nwaba	Oliver	Pierre	W, 93-37
at South Florida	Blakes	Greene	Nwaba	Oliver	Pierre	W, 62-49
Butler	Blakes	Greene	Nwaba	Oliver	Pierre	W, 81-52
Hampton	Blakes	Moore	Nwaba	Oliver	Pierre	W, 94-46
Samford	Blakes	Moore	Nwaba	Oliver	Pierre	W, 104-59
vs. Arizona	Blakes	Greene	Moore	Oliver	Pierre	W, 71-60
vs. Michigan State	Blakes	Greene	Moore	Oliver	Pierre	L, 78-70
Appalachian State	Blakes	Moore	Nwaba	Oliver	Mitchell	W, 94-40
at Miami	Blakes	Moore	Nwaba	Oliver	Pierre	W, 88-70
Evansville	Blakes	Moore	Nwaba	Oliver	Pierre	W, 106-40
at Miami	Blakes	Moore	Nwaba	Oliver	Pierre	W, 80-66
West Georgia	Blakes	Moore	Nwaba	Oliver	Pierre	W, 103-68

LINEUP RECORDS

Blakes/Moore/Nwaba/Oliver/Pierre	7-0
Blakes/Greene/Nwaba/Oliver/Pierre	2-0
Blakes/Moore/Nwaba/Oliver/Pierre	1-0
Blakes/Moore/Nwaba/Oliver/Mitchell	1-0
Blakes/Greene/Moore/Oliver/Pierre	1-1

STAT SUPERLATIVES

MOST GAMES PLAYED

126, JORDYN OLIVER*

MOST GAMES PLAYED AT VANDY

99, SACHA WASHINGTON

MOST GAMES STARTED

94, LEILANI KAPINUS*

MOST GAMES STARTED AT VANDY

76, SACHA WASHINGTON

MOST CONSECUTIVE GAMES PLAYED

32, JORDYN OLIVER

MOST CONSECUTIVE GAMES STARTED

13, MIKAYLA BLAKES/JORDYN OLIVER

GAMES W/ DOUBLE-DIGIT POINTS

	2024-25 CAREER	
MIKAYLA BLAKES	13	13
KHAMIL PIERRE	12	26
IYANA MOORE	9	53
MADISON GREENE	6	9
LEILANI KAPINUS*	3	62
AIYANA MITCHELL	2	2
JANE NWABA*	1	37
JORDYN OLIVER*	1	11
AGA MAKURAT	1	4
SACHA WASHINGTON	--	50
JUSTINE PISSOTT*	--	8
JADA BROWN	--	2

GAMES W/ DOUBLE-DIGIT REBOUNDS

	2024-25 CAREER	
KHAMIL PIERRE	10	14
LEILANI KAPINUS*	2	16
SACHA WASHINGTON	--	27
JANE NWABA*	--	14
JORDYN OLIVER*	--	3

DOUBLE-DOUBLES

	2024-25 CAREER	
KHAMIL PIERRE	10	14
LEILANI KAPINUS*	2	14
SACHA WASHINGTON	--	22
JANE NWABA*	--	11
JORDYN OLIVER*	--	3

20-PLUS POINT GAMES

	2024-25 CAREER	
MIKAYLA BLAKES	8	8
KHAMIL PIERRE	7	8
MADISON GREENE	1	1
IYANA MOORE	--	13
SACHA WASHINGTON	--	6
LEILANI KAPINUS*	--	6
JANE NWABA*	--	1

30-PLUS POINT GAMES

	2024-25 CAREER	
IYANA MOORE	--	2
SACHA WASHINGTON	--	1
KHAMIL PIERRE	1	1

40-PLUS POINT GAMES

	2024-25 CAREER	
KHAMIL PIERRE	1	1

CURRENT DOUBLE-DIGIT SCORING STREAK

15, KHAMIL PIERRE

CONSECUTIVE GAMES W/ MADE 3-POINTER

9, MIKAYLA BLAKES

CONSECUTIVE GAMES W/ AN ASSIST

13, MIKAYLA BLAKES

CONSECUTIVE GAMES W/ A BLOCK

2, JORDYN OLIVER

CONSECUTIVE GAMES W/ A STEAL

9, KHAMIL PIERRE

* STARTED COLLEGIATE CAREER AT ANOTHER SCHOOL





DORE NOTES

MADDIE'S HOMECOMING

Sophomore Madison Greene had a memorable return trip to her home state of Ohio, as she scored a career-high 25 points off the bench against at Dayton on Dec. 19. Greene is the first Dore to score at least 25 points in a reserve role since Erin Whalen's 25-point performance vs. No. 10-ranked South Carolina on Jan. 18, 2018.

KHAMIL COMING UP ACES AGAINST EVANSVILLE

The 42 points, 18 rebounds, and eight steals for Khamil Pierre against Evansville establish new career highs in each category. Her combined 60 points and rebounds are the most collected by a Vanderbilt women's basketball player in a game in program history. Her 42-point performance last Saturday also extended her career-long double-digit scoring streak to 13 games dating back to last season. She also collected her eighth double-double of the season, which is tied for the sixth-most in a season since 1999-00.

Pierre is the fifth NCAA Division I women's basketball player since 1999-00 to have a game stat line of 40-plus points, 15-plus rebounds, and 5-plus steals, and she is the first player to accomplish the feat since the 2013-14 season. Pierre is the fifth Commodore since 1999-00 to have a game with 30-plus points and 10-plus rebounds.

MITCH'S IMPROVEMENT

Sophomore Aiyana Mitchell made her first collegiate start on Dec. 1 against Appalachian State. The 6-4 forward matched her career highs in points (10) and rebound (6) in a career-best 20 minutes of action against the Mountaineers. Mitchell is averaging a career-best 5.5 points and 3.5 rebounds through 13 games this season.

BLAKES WINS THIRD SEC FRESHMAN OF THE WEEK

The SEC announced on Dec. 10 that Vanderbilt women's basketball guard Mikayla Blakes has been named the SEC Freshman of the Week for the third time this season. The guard scored 26 points at Miami on Dec. 4 to help the Dores register an 88-70 win in their only game last week. Her 26 points against the Hurricanes were the most points scored by an SEC freshman that week. Additionally, her 26-point outing against the Canes marked the third-most points scored by a Vanderbilt freshman in a true road contest in program history and ranks as the 12th-most scored in a contest by a Commodore frosh.

SETTING QUARTER RECORDS

Vanderbilt outscored Appalachian State 33-2 in the first quarter en route to a 94-40 win on Dec. 1. The two points scored against the Commodores were the fewest points the program has allowed in any quarter in school history. The plus-31-point advantage at the end of the quarter marked the largest scoring margin in a single quarter in program history. The NCAA moved women's basketball from two halves to four quarters prior to the start of the 2015-16 season.

MIXING AND MATCHING

Vanderbilt used its fourth different starting lineup in the Dec. 1 win over Appalachian State, as graduate student Jane Nwaba returned to the starting five and sophomore Aiyana Mitchell made her first career start. Mitchell makes the seventh different Commodore to record a start through the season's first 10 games.

SHARING THE BALL

Vanderbilt dished out a season-high 23 assists in the Nov. 22 win over Samford. The Commodores have collected 20 or more assists in back-to-back games coming into the Acrisure Classic, as they also posted 22 assists in the victory over Hampton on Nov. 20.

Graduate student Jordyn Oliver has handed out three or more assists in eight of her last 12 games, with a high mark of seven at Dayton on Dec. 19.

DOUBLE-DOUBLE DUO

Sophomore Khamil Pierre and graduate student Leilani Kapinus became the first set of Commodore teammates to record a double-double in the same game this season the win over Samford on Nov. 22. Pierre registered 21 points and 12 rebounds to post her fifth double-double of the season, while Kapinus collected 11 points and 10 rebounds to record her first at Vanderbilt. It is the first time since March 7, 2024, that two Vanderbilt players posted a double-double in the same game, as Pierre and Sacha Washington accomplished the feat against Florida in the second round of the 2024 SEC Tournament.

PIERRE NAMED SEC PLAYER OF THE WEEK

Sophomore Khamil Pierre was named SEC Player of the Week for the first time in her career on Nov. 26. She averaged 18.0 points, 12.0 rebounds, and 3.5 steals in a pair of home wins over Hampton (Nov. 20) and Samford (Nov. 22). The two double-doubles pushed her season total to an NCAA-best five. Her 17 made field goals were the second-most during the week, as she shot 56.7 percent from the field. Pierre's 12.0 rebounds per game average was second-highest in the SEC last week. She scored double-digit points in both contests this week to extend her career-best double-digit scoring average to nine games dating back to last season. The sophomore is one of four NCAA Division I players who have posted a double-double in all but one game their team has played this season, while she is one of seven players in the nation averaging at least 19.0 points and 11.0 rebounds.

BLAKES PICKS UP HER SECOND SEC FRESHMAN OF THE WEEK AWARD

Mikayla Blakes was named SEC Freshman of the Week for the second-straight week on Nov. 26. Blakes averaged 18.0 points and led all SEC freshmen at 6.5 assists per game last week. The guard contributed 33.0 points per game between points and assists in a pair of Vandy wins. Her career-high eight assists against Hampton on Nov. 20 were the most by an SEC player this week and the second-most by an SEC freshman this season. The guard was extremely efficient from the field, shooting 53.8 percent (14-of-26). She leads all SEC freshmen in scoring at 20.0 points per game. Blakes is the first Vanderbilt freshman since 2009-10 to score 14 or more points and have two or more steals in each of their first six games.

BLAKES' CONTRIBUTIONS

Freshman Mikayla Blakes scored 22 points and dished out a career-high eight assists vs. Hampton on Nov. 20. She scored or had an assist on a total of 41 points against Lady Pirates, contributing to 44 percent of Vanderbilt's 94 points scored. Her career-best eight assists against Hampton on are the most by the second-most by an SEC freshman this season.

BLAKES EARNS HER FIRST SEC FRESHMAN OF THE WEEK HONOR

Mikayla Blakes earned the first SEC weekly honor of her career, as she was named the SEC Freshman of the Week on Tuesday. The Somerset, New Jersey, native led all SEC freshmen in scoring during the week, putting up 22.5 points per game in a pair of Commodore wins. She is the first Commodore to be named SEC Freshman of the Week since Khamil Pierre, who captured the award a school-record five times during the 2023-24 campaign. Blakes becomes the fifth player to win the conference's weekly freshman honor under head coach Shea Ralph, joining Pierre, Ryanne Allen, Iyana Moore, and Sacha Washington.

BLAKES' BIG NIGHT VS. BUTLER

Freshman Mikayla Blakes dropped a career-high 29 points in the 81-52 home win against Butler on Nov. 17. Her 29-point performance vs. the Bulldogs is tied for the fifth-most points scored in a game by a Vanderbilt freshman. She matches with Kady Schrann (vs. LSU, Jan. 29, 2012), Barbara Brackman (vs. Duke, March 13, 1982), and Harriet Brumfield (at Delta State, Feb. 20, 1982, and vs. Northwestern, Nov. 27, 1981).

PIERRE'S SEASON-OPENING DOUBLE-DOUBLE STREAK

Khamil Pierre opened the 2024-25 season posting a double-double in three-straight games. She became the first Commodore since Koi Love in 2020-21 to open a season collecting three-straight double-doubles.

GREENE MAKING THE MOST OF HER FIRST START

Sophomore Madison Greene shined in her first career start at Vanderbilt in the 62-49 win at South Florida on Nov. 14. The guard was inserted into the lineup with senior Iyana Moore battling back spasms and turned in a season-high 15 points. Greene hit a career-best five 3-point field goals against the Bulldogs. She is the first Commodore to hit five 3-pointers in a game since Justine Pissott against Dayton on Dec. 20, 2023.

SEASON-OPENING DOUBLE-DOUBLE FOR KHAMIL

Khamil Pierre got her sophomore campaign started in a big way, as the 6-2 forward scored 25 points and pulled down 14 rebounds in the season-opening win over Lipscomb. It was the first time that a Commodore posted a double-double in a season opener since Koi Love's 24-point, 10-rebound performance at Little Rock in the first game of the 2020-21 season. It is Pierre's fifth career double-double, while she extended her double-digit scoring streak to four games dating back to last season.





DORE NOTES

A REMARKABLE DEBUT

Freshman Mikayla Blakes put on a spectacular showing in her Vanderbilt debut this past Monday, as she recorded 23 points, five assists, and five rebounds to go along with a pair of steals. She is the first Commodore to score 23 or more points in their debut game since Rebekah Dahlman's 23-point outing in her debut on Nov. 11, 2013, against Appalachian State.

GREENE'S RETURN

Madison Greene had a standout return to the court after missing the final 22 games last season. Greene recorded 14 points in 28 minutes off the bench in the season opener vs. Lipscomb on Nov. 4. She also established new career highs in steals (6), assists (4), and field goals made (6) in her return against the Bisons.

100-POINT BREAKOUT IN THE SEASON OPENER

Vanderbilt scored 100-plus points in a game for the first time since putting up 106 points in a 106-55 win at Tennessee State on Nov. 25, 2019. It was the first time under head coach Shea Ralph that the Commodores have tallied 100 or more points in a game. It was also the first time that Vandy scored 100-plus points at Memorial Gym since they knocked off Quinnipiac, 111-53, on Nov. 26, 2010. It is also the 47th time that Vanderbilt women's basketball has scored 100 or more points in a game in program history.

RETURNING FIRE POWER

Vanderbilt returns 78.4 percent of its scoring from last season as the Commodores bring back nine players from the 2023-24 roster. The group of returnees includes five players who started 10 or more games for the Dores a year ago, four of which started for Vandy during last year's NCAA Tournament run.

EXPERIENCED ROSTER

Vanderbilt is one of the most experienced teams in the SEC this season, as they have four players who have played in 90-plus games during their college career. That list includes Jordyn Oliver (114), Jane Nwaba (106), Sacha Washington (99), and Leilani KAPINUS (95). The Commodores are one of four SEC teams that have four or more players who have played in 90 more collegiate games.

WATCH OUT FOR WASHINGTON

Senior Sacha Washington was among 20 players named to the 2025 Cheryl Miller Award preseason watchlist, which goes to the nation's top small forward. Washington is the first Commodore to be considered for the Miller Award. The Lawrenceville, Georgia, native had a career year in 2023-24, as she averaged a personal-best 12.1 points and 7.9 rebounds per game. She shot 52.6 percent from the floor, had a team-best 44 blocks, and started in all 33 contests. The 6-2 forward scored double-digits in 18 games, which included a career-high 33 points against Louisiana Tech. She pulled down 10 or more rebounds in 10 contests and had nine double-doubles last season.

MOORE PRODUCTION

Senior Iyana Moore comes into Friday riding an nine-game double-digit scoring streak. The guard averaged a team-high 14.2 points per game a year ago. Her 17.6 points per game in SEC games ranked sixth in the conference last year. Her career-high 37-point performance at Kentucky was the most points scored by a player in an SEC contest last season.

ONE OF THE SEC'S BEST

Senior Sacha Washington, 2024-25 season, is one of two SEC players who have collected over 1,000 points, 700 rebounds, and 100 blocks in their career, joined by Ole Miss' Madison Scott. Washington became the 41st Commodore to score 1,000 career points during Vanderbilt's NCAA Tournament run last season. She comes into the year having amassed 1,008 points, 720 rebounds, 108 blocks, and 105 assists in 99 career games.

A TANGIBLE IMPROVEMENT

Vanderbilt's 23 wins this season marks an 11-win improvement from last year's win total of 12. It was tied for the largest improvement in win total from year-to-year in program history, matching the 1983-84 team.

SEC PROJECTIONS

Vanderbilt will be out to prove the preseason prognosticators wrong this year once again. The Commodores were selected to finish 10th in the SEC Preseason Media Poll and 12th in the SEC Coaches Poll. Vandy has finished better than projected in the preseason polls each year under head coach Shea Ralph. Last season, the Dores were picked to finish 13th in the preseason coaches poll and 14th in the preseason media poll, then went 9-7 in SEC games last season to finish in sixth place.





STATISTICAL RANKINGS

Statistic	RANKING (as of 12.26)		
	NCAA D-1	SEC	Value
Assist/Turnover Ratio (353 ranked)	23	6	1.30
Assists Per Game (353 ranked)	33	5	17.5
Bench Points Per Game (353 ranked)	77	9	24.7
Blocks Per Game (353 ranked)	141	14	3.3
Field Goal Percentage (353 ranked)	42	9	46.3
Field Goal Percentage Defense (353 ranked)	86	11	37.7
Fouls Per Game (353 ranked)	63	4	14.9
Free Throw Attempts Per Game (353 ranked)	99	8	18.23
Free Throw Percentage (353 ranked)	33	3	76.4
Free Throws Made Per Game (353 ranked)	50	6	13.92
Rebound Margin (353 ranked)	18	6	10.3
Rebounds (Defensive) Per Game (353 ranked)	170	12	25.3
Rebounds (Offensive) Per Game (353 ranked)	4	2	18.7
Rebounds Per Game (349 ranked)	15	5	44.00
Scoring Defense (353 ranked)	30	4	54.9
Scoring Margin (349 ranked)	4	3	33.4
Scoring Offense (353 ranked)	8	5	88.3
Steals Per Game (353 ranked)	5	2	14.6
Three Point Attempts Per Game (353 ranked)	91	6	22.4
Three Point Percentage (353 ranked)	159	10	31.3
Three Point Percentage Defense (353 ranked)	64	7	26.8
Three Pointers Per Game (353 ranked)	107	7	7.0
Turnover Margin (353 ranked)	4	2	11.77
Turnovers Forced Per Game (353 ranked)	11	2	25.15
Turnovers Per Game (353 ranked)	32	4	13.4
Winning Percentage (350 ranked)	11	3	92.3

Individual	RANKING (as of 12.26)		
	NCAA D-1	SEC	Value
Mikayla Blakes			
Assists/Turnover Ratio	151	14	1.55
Assists	108	12	48
Assists Per Game	168	14	3.7
Field Goal Attempts	19	3	201
Field Goal Percentage	135	15	46.8
Field Goals Made	18	6	94
Free Throw Attempts	113	10	54
Free Throw Percentage	43	3	87.0
Free Throw Made	62	6	47
Points Scored	12	4	264
Points Per Game	19	5	20.3
Steals	15	3	37
Steals Per Game	24	3	2.85
Three Point Attempts	18	3	93
Three Point Percentage	176	11	31.2
Three Pointers Made	56	4	29
Three Pointers Per Game	106	9	2.23

Khamil Pierre			
Double Doubles	2	2	10
Field Goal Attempts	20	4	198
Field Goal Percentage	21	4	58.6
Field Goals	3	1	116
Free Throw Attempts	142	13	52
Points Scored	10	3	266
Points Per Game	6	2	22.2
Rebounds	5	2	138
Defensive Rebounds Per Game	21	3	6.8
Offensive Rebounds Per Game	11	2	4.7
Rebounds Per Game	6	2	11.5
Steals	2	1	47
Steals Per Game	3	1	3.92

Leilani Kapinus			
Steals	106	8	26
Steals Per Game	132	8	2.17

Iyana Moore			
Three Pointers Attempts	118	10	72
Three Point Percentage	141	9	34.7
Three Pointers Made	117	10	25
Three Pointers Per Game	150	13	2.08
Jordyn Oliver			
Assists/Turnover Ratio	62	9	2.16

LEADERS & MISCELLANEOUS STATS

Leading Scorer - Season Khamil Pierre - 22.2 ppg	40-Pt Scoring Games Khamil Pierre - 1	Largest Margin of Victory 66 pts - 106-40 vs. Evansville (12/14/24)
Leader in FG% - Season Khamil Pierre - 58.6% (116-198)	Ind. High Points - Game 42 pts - Khamil Pierre vs. Evansville (12/14/24)	Largest Halftime Lead 38 pts - 58-20 vs. Evansville (12/14/24)
Leader in FT% - Season Mikayla Blakes - 87.0% (47-54)	Ind. High Rebounds - Game 18 reb - Khamil Pierre vs. Evansville (12/14/24)	Largest Halftime Deficit 2 pts - 29-27 vs. Michigan State (11/27/24)
Leader in 3-PFG% - Season Iyana Moore - 34.7% (25-72)	Ind. High FTM - Game 8 FTM - Madison Greene at Dayton (12/19/24)	Largest Vandy Lead 68 pts - 106-38 vs. Evansville (12/14/24)
Leader in 3-PFGM - Season Mikayla Blakes - 29 3PFGM	Ind. High 3-Pt FGM - Game 5 3PM - Madison Greene at South Florida (11/14/24)	Largest Vandy Deficit 11 pts - 73-62 vs. Michigan State (11/27/24)
Leading Rebounder - Season Khamil Pierre - 11.5 rpg	Ind. High Assists - Game 8 - Mikayla Blakes vs. Arizona (11/26/24) at Miami (12/04/24)	Longest Scoring Run 26-0 vs. Hampton (11/20/24)
Leader in Assists - Season Mikayla Blakes - 3.7 apg	Ind. High Blocks - Game 3 - Jane Nwaba vs. Hampton (11/20/24)	Longest Opp. Scoring Run 11-0 - vs. Michigan State (11/27/24)
Leader in Steals - Season Khamil Pierre - 3.9 spg	Ind. High Steals - Game 8 - Khamil Pierre vs. Evansville (12/14/24)	Largest 1st Half Deficit in a Win 7 pts - 7-0 at Dayton (12/19/24)
Leader in Blocks - Season Leilani Kapinus - 0.7 bpg	20-Pt Scoring Games Mikayla Blakes - 8 Khamil Pierre - 7 Madison Greene - 1	Largest 2nd Half Deficit in a Win --
30-Pt Scoring Games --		

SCORING HIGH-LOW QUARTERS

Most 1st Quarter Points Scored 34, vs. Evansville - 12.14.24	Most 1st Quarter Points Allowed 23, vs. Samford - 11.22.24
Most 1st Quarter Points Scored (SEC Games) --	Most 1st Quarter Points Allowed (SEC Games) --
Fewest 1st Quarter Points Scored 15, vs. Arizona - 11.26.24	Fewest 1st Quarter Points Allowed 2, vs. Appalachian State - 12.1.24
Fewest 1st Quarter Points Scored (SEC Games) --	Fewest 1st Quarter Points Allowed (SEC Games) --
Most 2nd Quarter Points Scored 35, vs. West Georgia - 12.21.24	Most 2nd Quarter Points Allowed 24, at Dayton - 12.14.24
Most 2nd Quarter Points Scored (SEC Games) --	Most 2nd Quarter Points Allowed (SEC Games) --
Fewest 2nd Quarter Points Scored 8, vs. Michigan State - 11.27.24	Fewest 2nd Quarter Points Allowed 7, vs. Hampton - 11.20.24
Fewest 2nd Quarter Points Scored (SEC Games) --	Fewest 2nd Quarter Points Allowed (SEC Games) --
Most 3rd Quarter Points Scored 28 (2x), vs. Evansville - 12.14.24	Most 3rd Quarter Points Allowed 25, West Georgia - 12.21.24
Most 3rd Quarter Points Scored (SEC Games) --	Most 3rd Quarter Points Allowed (SEC Games) --
Fewest 3rd Quarter Points Scored 13, at Dayton - 12.14.24	Fewest 3rd Quarter Points Allowed 4 (2x), vs. Hampton - 11.20.24
Fewest 3rd Quarter Points Scored (SEC Games) --	Fewest 3rd Quarter Points Allowed (SEC Games) --
Most 4th Quarter Points Scored 38, vs. Samford - 11.22.24	Most 4th Quarter Points Allowed 33, vs. Michigan State - 11.27.24
Most 4th Quarter Points Scored (SEC Games) --	Most 4th Quarter Points Allowed (SEC Games) --
Fewest 4th Quarter Points Scored 8, at South Florida - 11.14.24	Fewest 4th Quarter Points Allowed 7, vs. Austin Peay - 11.8.24
Fewest 4th Quarter Points Scored (SEC Games) --	Fewest 4th Quarter Points Allowed (SEC Games) --

SEC PLAYER OF THE WEEK

Week	Player
11-12	Raegen Beers, Okla.
11-19	Talaysia Cooper, Tenn.
11-26	Khamil Pierre, Vandy
12-03	Aneesha Morrow, LSU
	Payton Verhulst, Okla.
12-10	Izzy Higginbottom, Ark.
	Mikaylah Williams, Tenn.
12-17	Khamil Pierre, Vandy

Week	Player
11-12	Clara Silva, UK
11-19	Mikayla Blakes, Vandy
11-26	Mikayla Blakes, Vandy
	Sira Thienou, Ole Miss
12-03	Joyce Edwards, SC
	Justice Carlton, Texas
12-10	Mikayla Blakes, Vandy
	Syriah Daniels, Auburn



2024-25 OVERALL STATS

Game Records

Record	Overall	Home	Away	Neutral
ALL GAMES	12-1	8-0	3-0	1-1
CONFERENCE	0-0	0-0	0-0	0-0
NON-CONFERENCE	12-1	8-0	3-0	1-1

Score by Periods

Team	1st	2nd	3rd	4th	OT	TOT
Vanderbilt	314	274	283	277	0	1148
Opponents	177	156	193	188	0	714

Team Box Score

No.	Player	Total			3-Point			F-Throw		Rebounds				Other Stats								
		GP-GS	MIN	AVG	FG-FGA	FG%	3FG-3FGA	3FG%	FT-FTA	FT%	OFF	DEF	TOT	AVG	PF	DQ	A	TO	BLK	STL	PTS	AVG
12	PIERRE, Khamil	12-12	329:51	27.5	116-198	.586	0-2	.000	34-52	.654	56	82	138	11.5	33	1	21	20	2	47	266	22.2
1	BLAKES, Mikayla	13-13	367:27	28.3	94-201	.468	29-93	.312	47-54	.870	16	18	34	2.6	29	0	48	31	2	37	264	20.3
23	MOORE, Iyana	12-11	339:03	28.3	48-136	.353	25-72	.347	21-28	.750	7	26	33	2.8	25	0	30	31	2	9	142	11.8
4	GREENE, Madison	13-4	313:28	24.1	41-95	.432	12-34	.353	26-29	.897	12	26	38	2.9	25	0	24	26	1	23	120	9.2
5	KAPINUS, Leilani	12-0	238:42	19.9	27-60	.450	5-17	.294	14-19	.737	23	24	47	3.9	22	0	27	13	8	26	73	6.1
14	MITCHELL, Aiyana	13-1	159:38	12.3	28-48	.583	0-0	.000	16-24	.667	25	20	45	3.5	18	0	4	8	7	8	72	5.5
10	NWABA, Jane	13-11	201:18	15.5	27-52	.519	6-18	.333	9-11	.818	14	17	31	2.4	12	0	13	9	7	11	69	5.3
11	OLIVER, Jordyn	13-13	358:52	27.6	25-56	.446	0-0	.000	7-8	.875	32	36	68	5.2	13	0	41	19	7	18	57	4.4
24	MAKURAT, Aga	9-0	121:49	13.5	11-44	.250	7-34	.206	1-1	1.000	7	20	27	3.0	3	0	9	7	5	2	30	3.3
13	PISSOTT, Justine	8-0	74:12	9.3	8-26	.308	5-17	.294	2-4	.500	7	15	22	2.8	5	0	3	2	0	3	23	2.9
30	WILSON, Trinity	7-0	40:09	5.7	8-21	.381	0-0	.000	1-3	.333	5	9	14	2.0	2	0	4	2	2	0	17	2.4
2	BROWN, Jada	9-0	55:31	6.2	5-9	.556	2-4	.500	3-4	.750	4	6	10	1.1	7	0	3	2	0	6	15	1.7
Team											35	30	65				4					
Total		13	2600		438-946	.463	91-291	.313	181-237	.764	243	329	572	44.0	194	1	227	174	43	190	1148	88.3
Opponents		13	2600		274-727	.377	69-257	.268	97-149	.651	145	293	438	33.7	227	2	154	327	37	93	714	54.9

Team Statistics

	VU	OPP
Scoring	1148	714
Points per game	88.3	54.9
Scoring margin	+33.4	-
Field goals-att	438-946	274-727
Field goal pct	.463	.377
3 point fg-att	91-291	69-257
3-point FG pct	.313	.268
3-pt FG made per game	7.0	5.3
Free throws-att	181-237	97-149
Free throw pct	.764	.651
F-Throws made per game	13.9	7.5
Rebounds	572	438
Rebounds per game	44.0	33.7
Rebounding margin	+10.3	-
Assists	227	154
Assists per game	17.5	11.8
Turnovers	174	327
Turnovers per game	13.4	25.2
Turnover margin	+11.8	-
Assist/turnover ratio	1.3	0.5
Steals	190	93
Steals per game	14.6	7.2
Blocks	43	37
Blocks per game	3.3	2.8
Winning streak	5	-
Home win streak	8	-
Attendance	22971	6345
Home games-Avg/Game	8-2871	3-2115
Neutral site-Avg/Game	-	2-533

Team Results

Date	Opponent	Score	Att.
11/04/2024	Lipscomb	W 102-50	5282
11/08/2024	Austin Peay	W 93-37	2343
11/14/2024	at South Fla.	W 62-49	2606
11/17/2024	Butler	W 81-52	2615
11/20/2024	Hampton	W 94-45	2353
11/22/2024	Samford	W 104-59	2524
11/26/2024	vs Arizona	W 71-60	450
11/27/2024	vs Michigan St.	L 70-78	615
12/01/2024	App State	W 94-40	2621
12/04/2024	at Miami (FL)	W 88-70	2107
12/14/2024	Evansville	W 106-40	2599
12/19/2024	at Dayton	W 80-66	1632
12/21/2024	West Ga.	W 103-68	2634



2023-24 SEC STATS

Game Records

Record	Overall	Home	Away	Neutral
ALL GAMES	9-7	3-5	6-2	0-0
CONFERENCE	9-7	3-5	6-2	0-0
NON-CONFERENCE	0-0	0-0	0-0	0-0

Score by Periods

Team	1st	2nd	3rd	4th	OT	TOT
Vanderbilt	225	249	296	275	0	1045
Opponents	240	230	302	284	0	1056

Team Box Score

No.	Player				Total		3-Point		F-Throw		Rebounds											
		GP-GS	MIN	AVG	FG-FGA	FG%	3FG-3FGA	3FG%	FT-FTA	FT%	OFF	DEF	TOT	AVG	PF	DQ	A	TO	BLK	STL	PTS	AVG
23	MOORE, Iyana	16-16	603:39	37.7	89-214	.416	35-96	.365	69-75	.920	11	50	61	3.8	41	0	47	47	2	22	282	17.6
12	PIERRE, Khamil	16-7	355:20	22.2	60-147	.408	2-9	.222	45-61	.738	30	69	99	6.2	45	1	13	29	5	18	167	10.4
35	WASHINGTON, Sacha	16-16	462:13	28.9	63-138	.457	0-0	.000	34-50	.680	51	62	113	7.1	46	3	15	42	18	17	160	10.0
3	CAMBRIDGE, Jordyn	16-16	559:44	35.0	55-191	.288	17-83	.205	30-43	.698	17	58	75	4.7	48	3	71	48	4	43	157	9.8
13	PISSOTT, Justine	16-14	354:25	22.2	39-101	.386	29-71	.408	0-0	.000	5	35	40	2.5	24	1	8	23	9	7	107	6.7
11	OLIVER, Jordyn	16-10	420:05	26.3	31-56	.554	0-1	.000	6-9	.667	25	46	71	4.4	28	0	43	23	3	18	68	4.3
24	MAKURAT, Aga	16-0	206:52	12.9	17-54	.315	12-42	.286	3-4	.750	7	17	24	1.5	9	0	7	16	5	5	49	3.1
5	ALLEN, RYANNE	15-0	83:25	5.6	9-21	.429	8-19	.421	3-5	.600	1	7	8	0.5	9	0	0	4	1	2	29	1.9
14	MITCHELL, Aiyana	6-0	31:16	5.2	4-5	.800	0-0	.000	1-2	.500	2	2	4	0.7	6	0	0	1	3	0	9	1.5
2	BROWN, Jada	9-0	60:29	6.7	2-9	.222	2-7	.286	4-6	.667	1	1	2	0.2	7	0	2	2	0	1	10	1.1
21	LACHANCE, Bella	13-1	62:31	4.8	2-4	.500	0-1	.000	3-4	.750	0	6	6	0.5	6	0	4	1	0	2	7	0.5
Team											35	36	71				8					
Total		16	3200		371-940	.395	105-329	.319	198-259	.764	185	389	574	35.9	269	8	210	244	50	135	1045	65.3
Opponents		16	3200		392-929	.422	85-287	.296	187-257	.728	178	395	573	35.8	261	6	192	248	51	120	1056	66.0

Team Statistics

	VU	OPP
Scoring	1045	1056
Points per game	65.3	66.0
Scoring margin	-0.7	-
Field goals-att	371-940	392-929
Field goal pct	.395	.422
3 point fg-att	105-329	85-287
3-point FG pct	.319	.296
3-pt FG made per game	6.6	5.3
Free throws-att	198-259	187-257
Free throw pct	.764	.728
F-Throws made per game	12.4	11.7
Rebounds	574	573
Rebounds per game	35.9	35.8
Rebounding margin	+0.1	-
Assists	210	192
Assists per game	13.1	12.0
Turnovers	244	248
Turnovers per game	15.3	15.5
Turnover margin	+0.3	-
Assist/turnover ratio	0.9	0.8
Steals	135	120
Steals per game	8.4	7.5
Blocks	50	51
Blocks per game	3.1	3.2
Winning streak	3	-
Home win streak	1	-
Attendance	29660	48852
Home games-Avg/Game	8-3708	8-6107
Neutral site-Avg/Game	-	0-0

Team Results

Date	Opponent		Score	Att.
01/04/2024	at Mississippi St.	W	71-66	4261
01/07/2024	Florida	W	63-57	4737
01/11/2024	at Kentucky	W	95-73	3339
01/14/2024	Missouri	L	63-65	2560
01/18/2024	Auburn	W	53-50	1848
01/21/2024	at Tennessee	L	64-73	9088
01/28/2024	at South Carolina	L	74-91	18000
02/01/2024	Ole Miss	L	61-67	2106
02/05/2024	Alabama	L	66-74	2057
02/08/2024	LSU	L	62-85	6354
02/11/2024	at Georgia	W	61-55	3187
02/15/2024	at Texas A&M	W	49-45	3067
02/18/2024	Tennessee	L	61-86	6259
02/25/2024	at Arkansas	W	62-53	3839
02/29/2024	at Missouri	W	68-61	4071
03/03/2024	Georgia	W	72-55	3739





MEMORIAL GYMNASIUM



Memorial Gymnasium, the Southeastern Conference's most historic venue for college basketball, serves as the home court for the Vanderbilt Commodores. Dedicated in 1952 as a memorial to all Vanderbilt men and women who served in World War II, the arena was built as a combination gymnasium and concert hall by the late master architect Edwin Keeble.

Decades later, the unique style of Memorial Gym—with its benches on the baselines, a playing court that sits above portions of the crowd and deafening acoustics—continues to make the Commodores' home a dreaded stop for opponents. "Memorial Magic," with its capacity crowds, overflowing student section and lively pep band, have assisted in numerous Commodore victories. In the stands, fans across Middle Tennessee have helped Memorial Gymnasium rank among the NCAA's Top 30 attendance leaders on numerous occasions.

Connected to the facility sits a practice gym that includes three cross-court playing floors, coaches offices, a donor room, private suites and a Hall of Champions.

In all, Memorial Gym has been expanded three times. Constructed with a seating capacity of 6,583, the University saw its first need to increase seating in 1965 with the addition of two north-side balconies. Two years later, a pair of balancing balconies were erected on the south side of the gym and dubbed "The Balconies That Clyde Lee Built."

Capacity has fluctuated throughout the history of the building. It reached its highest number of 15,646 in 1969 when 4,000 seats were added in the east and west ends. When chairback seats in the end zones and suites on the north side were installed in the late 1990s capacity lowered to 14,168. Shortly thereafter, university officials removed portions of media press row on the south side in an effort to expand the student section by nearly 150 seats. Official capacity is now 14,326.

YEAR-BY-YEAR HOME RECORD

Year	W-L
2024-25	8-0
2023-24	12-5
2022-23	9-7
2021-22	12-5
2020-21*	3-2
2019-20	10-6
2018-19	5-9
2017-18	4-11
2016-17	10-5
2015-16	10-6
2014-15	9-6
2013-14	12-5
2012-13	12-2
2011-12	18-2
2010-11	12-3
2009-10	12-4
2008-09	15-1
2007-08	13-3
2006-07	15-1
2005-06	13-3
2004-05	11-3
2003-04	11-3
2002-03	11-2
2001-02	18-1
2000-01	16-2
1999-00	11-3
1998-99	9-5
1997-98	12-2
1996-97	13-1
1995-96	13-2
1994-95	16-1
1993-94	14-2
1992-93	15-1
1991-92	13-2
1990-91	11-3
1989-90	15-2
1988-89	10-1
1987-88	12-2
1986-87	15-2
1985-86	11-3
1984-85	6-4
1983-84	9-3
1982-83	5-6
1981-82	10-4
1980-81	6-5
1979-80	6-5
1978-79	7-5
1977-78	10-2
Total.....	530-163 (.765)

Vanderbilt has ranked among the top attendance draws in women's basketball over the years. Here is a year-by-year look at VU's home attendance figures, including where the team has ranked nationally since the 1999-00 season:

Year	Games	Total	Average	National Rank
2024-25	8	22,971	2,871	
2023-24	17	47,479	2,793	
2022-23	16	38,640	2,415	
2021-22	18	31,211	1,734	51st
2020-21*	5	209	42	—
2019-20	16	37,391	2,369	54th
2018-19	14	33,129	2,366	64th
2017-18	15	42,705	2,847	45th
2016-17	15	42,685	2,846	40th
2015-16	16	46,496	2,906	37th
2014-15	15	53,280	3,552	30th
2013-14	17	66,338	3,902	25th
2012-13	14	56,309	4,022	24th
2011-12	20	82,261	4,113	23rd
2010-11	15	68,828	4,589	20th
2009-10	16	69,521	4,345	21st
2008-09	16	76,150	4,759	18th
2007-08	17	91,279	5,369	17th
2006-07	16	72,215	4,513	23rd
2005-06	16	65,693	4,106	23rd
2004-05	14	51,682	3,692	31st
2003-04	14	44,352	3,168	33rd
2002-03	13	57,709	4,439	21st
2001-02	19	90,800	4,779	16th
2000-01	18	50,650	2,814	36th
1999-00	14	44,982	3,213	30th
1998-99	14	65,046	4,646	
1997-98	14	91,056	6,504	
1996-97	14	67,967	4,854	
1995-96	15	88,151	5,877	
1994-95	17	69,788	4,105	
1993-94	14	73,686	5,253	
1992-93	14	67,871	4,848	
1991-92	15	36,266	2,418	
1990-91	14	20,205	1,443	
1989-90	17	25,887	1,522	
1988-89	11	14,265	1,297	
1987-88	13	7,324	563	
1986-87	17	12,248	721	
1985-86	14	5,750	411	
1984-85	10	4,450	445	
1983-84	12	8,664	722	
1982-83	11	6,950	632	
1981-82	14	6,310	451	
1980-81	10	2,525	253	

*Vanderbilt discontinued its 2020-21 season due to the COVID-19 pandemic

Memorial Gym Women's Basketball Crowds Over 10,000

Rank	Attendance	Opponent	Date
1.	15,317	Tennessee	1/30/1993
2.	15,311	Tennessee	2/7/1999
3.	15,187	Tennessee	2/25/1996
4.	14,848	Tennessee	2/16/1998
5.	14,316	Tennessee	2/17/2008
6.	14,168	Tennessee	2/16/2002
7.	13,227	Tennessee	12/31/1994
8.	13,127	Tennessee	1/19/2006
9.	12,645	Tennessee	1/31/1994
10.	12,417	Tennessee	1/19/1997
11.	12,131	Ohio State	1/6/1993
12.	12,034	Tennessee	2/9/2012
13.	12,009	Tennessee	1/25/2007
14.	11,401	Tennessee	2/2/2003
15.	11,386	Tennessee	2/14/2011
16.	10,561	Tennessee	2/15/2004
17.	10,154	Tennessee	1/24/2013
18.	10,149	Tennessee	2/24/2000





THE LAST TIME WHEN...

SCORING

Less than 40 pts	31 • East Tennessee St. • Johnson City, Tenn. • 12.01.22
40-49 pts	49 • Texas A&M • College Station, Texas • 02.15.24
Less than 50 pts & Won	49 • Texas A&M • College Station, Texas • 02.15.24
90-99 pts	94 • Hampton • Nashville, Tenn. • 11.20.24
100+ pts (regulation)	103 • West Georgia • Nashville, Tenn. • 12.21.24
100+ pts	103 • West Georgia • Nashville, Tenn. • 12.21.24

OPPONENT SCORING

Less than 40 pts	37 • Austin Peay • Nashville, Tenn. • 11.08.24
40-49 pts	40 • Evansville • Nashville, Tenn. • 12.14.24
Less than 50 pts & Won	44 • East Tennessee St. • Johnson City, Tenn. • 12.01.22
90-99 pts	91 • South Carolina • Columbia, S.C. • 01.28.24
100+ pts (regulation)	106 • South Carolina • Nashville, Tenn. • 01.14.21
100+ pts	106 • South Carolina • Nashville, Tenn. • 01.14.21

FIELD GOAL PERCENTAGE

20.0%-29.9%	27.9% (19-68) • Florida • Gainesville, Fla. • 1.22.23
30.0%-39.9%	38.2% (29-76) • Dayton • Dayton, Ohio • 12.14.24
30.0%-39.9% & Won	38.2% (29-76) • Dayton • Dayton, Ohio • 12.14.24
50.0%-59.9%	50.0% (34-68) • Miami • Coral Gables, Fla. • 12.04.24
60.0% or higher	69.2% (36-52) • Air Force • Nashville, Tenn. • 11.30.15

OPPONENT FIELD GOAL PERCENTAGE

20.0%-29.9%	27.8% (15-54) • Evansville • Nashville, Tenn. • 12.14.24
20.0%-29.9% & won	27.4% (17-62) • East Tenn. St. • Johnson City, Tenn. • 12.1.22
30.0%-39.9%	36.8% (25-68) • West Georgia • Nashville, Tenn. • 12.21.24
30.0%-39.9% & won	39.0% (23-59) • NC State • Raleigh, N.C. • 11.29.23
50.0%-59.9%	52.8% (28-53) • Miami • Coral Gables, Fla. • 12.04.24
60.0% or higher	66.7% (28-42) • Georgia • Nashville, Tenn. • 2.5.23

FREE THROW PERCENTAGE

Less than 50.0%	37.5% (3-8) • South Florida • Tampa, Fla. • 11.14.24
90.0%-99.9%	92.3% (12-13) • South Carolina • Columbia, S.C. • 1.28.24
1.000%	15-15 • Appalachian State • Nashville, Tenn. • 12.1.24
1.000% w/ 10 or more makes	15-15 • Appalachian State • Nashville, Tenn. • 12.1.24

OPPONENT FREE THROW PERCENTAGE

Less than 50.0%	28.6% (4-14) • Austin Peay • Nashville, Tenn. • 11.08.24
90.0%-99.9%	91.7% (11-12) • Dayton • Dayton, Ohio • 12.14.24
1.000%	3-3 • South Florida • Tampa, Fla. • 11.14.24
1.000% w/ 10 or more makes	12-12 • Texas A&M • College Station, Texas • 2.10.22

BASKETS MADE

40+ field goals made	41 • West Georgia • Nashville, Tenn. • 12.21.24
10-14 3-point field goals made	13 • Appalachian State • Nashville, Tenn. • 12.1.24
15+ 3-point field goals made	17 • Alabama State • Nashville, Tenn. • 12.28.21
Did not make a 3-pointer	0-9 • Butler • Indianapolis • 12.7.23
Made 20+ free throws	23 (23-31) • Arizona • Palm Springs, Calif. • 11.26.24
Made less than five free throws	3 (3-8) • South Florida • Tampa, Fla. • 11.14.24
Made 5-10 free throws	10 (10-12) • Hampton • Nashville, Tenn. • 11.20.24

OPPONENT BASKETS MADE

40+ field goals made	42 • South Carolina • Nashville, Tenn. • 1.14.21
10-14 3-point field goals made	10 • West Georgia • Nashville, Tenn. • 12.21.24
15+ 3-point field goals made	16 • Alabama • Tuscaloosa, Ala. • 2.16.23
Did not make a 3-pointer	0-8 • Ole Miss • Nashville, Tenn. • 2.20.22
Made 20+ free throws	20 (20-24) • Ole Miss • Nashville, Tenn. • 2.1.24
Made less than five free throws	4 (4-8) • Samford • Nashville, Tenn. • 11.22.24
Made 5-10 free throws	8 (8-12) • West Georgia • Nashville, Tenn. • 12.21.24

REBOUNDS

10-20 rebounds	20 • Georgia • Nashville, Tenn. • 2.5.23
21-29 rebounds	29 • Ole Miss • Nashville, Tenn. • 02.1.24
40-44 rebounds	40 • Arizona • Palm Springs, Calif. • 11.26.24
45-49 rebounds	48 • Appalachian State • Nashville, Tenn. • 12.1.24
50+ rebounds	51 • West Georgia • Nashville, Tenn. • 12.21.24
20+ rebound margin	+27 • Austin Peay • Nashville, Tenn. • 11.08.24
30+ rebound margin	+30 • Samford • Nashville, Tenn. • 11.22.24

OPPONENT REBOUNDS

20-24 rebounds	24 • Miami • Coral Gables, Fla. • 12.04.24
25-29 rebounds	26 • Samford • Nashville, Tenn. • 11.22.24
40-44 rebounds	41 • West Georgia • Nashville, Tenn. • 12.21.24
45-49 rebounds	48 • Michigan State • Palm Springs, Calif. • 11.27.24
50+ rebounds	50 • NC State • Raleigh, N.C. • 11.29.23
20+ rebound margin	+22 • LSU • Nashville, Tenn. • 2.8.24

STEALS

0-5 steals	3 • South Carolina • Columbia, S.C. • 1.28.24
10-15 steals	14 • Appalachian State • Nashville, Tenn. • 12.1.24
16-19 steals	17 • West Georgia • Nashville, Tenn. • 12.21.24
20+ steals	24 • Evansville • Nashville, Tenn. • 12.14.24

OPPONENT STEALS

0-5 steals	3 • Dayton • Dayton, Ohio • 12.14.24
10-15 steals	14 • Michigan State • Palm Springs, Calif. • 11.27.24
15-19 steals	17 • Florida • Nashville, Tenn. • 1.7.24
20+ steals	22 • UCLA • Boston, Mass. • 11.26.95

ASSISTS

0-9 assists	6 • South Florida • Tampa, Fla. • 11.14.24
15-19 assists	18 • Dayton • Dayton, Ohio • 12.14.24
20-25 assists	23 • West Georgia • Nashville, Tenn. • 12.21.24
25-30 assists	29 • Kentucky • Lexington, Ky. • 1.11.24

OPPONENT ASSISTS

0-9 assists	8 • Evansville • Nashville, Tenn. • 12.14.24
15-19 assists	19 • West Georgia • Nashville, Tenn. • 12.21.24
20-25 assists	20 • South Carolina • Columbia, S.C. • 1.28.24

TURNOVERS

5-10 turnovers	8 • Dayton • Dayton, Ohio • 12.14.24
20-24 turnovers	21 • Michigan State • Palm Springs, Calif. • 11.27.24
25-29 turnovers	25 • Florida • Nashville, Tenn. • 1.7.24
30-40 turnovers	37 • UCLA • Boston, Mass. • 11.26.95

OPPONENT TURNOVERS

5-10 turnovers	6 • South Carolina • Columbia, S.C. • 1.28.24
20-24 turnovers	21 • Miami • Coral Gables, Fla. • 12.04.24
25-29 turnovers	26 • West Georgia • Nashville, Tenn. • 12.21.24
30-40 turnovers	36 • Evansville • Nashville, Tenn. • 12.14.24

BLOCKED SHOTS

0 Blocks	0 • South Florida • Tampa, Fla. • 11.14.24
5-9 blocked shots	9 • West Georgia • Nashville, Tenn. • 12.21.24

OPPONENT BLOCKED SHOTS

0 Blocks	0 • Butler • Nashville, Tenn. • 11.17.24
5-9 blocked shots	7 • Michigan State • Palm Springs, Calif. • 11.27.24
10+ blocked shots	14 • South Carolina • Nashville, Tenn. • 1.19.23

MARGIN OF VICTORY

1 point	vs. Lipscomb (72-71) • Nashville, Tenn. • 12.18.22
2 points	vs. UT Martin (70-68) • Martin, Tenn. • 1.9.23
10-19 points	14 • at Dayton (80-66) • Dayton, Ohio • 12.19.24
20-30 points	29 • Butler (81-52) • Nashville, Tenn. • 11.17.24
Back-to-back 20+ points	49 • Hampton (94-45) • Nashville, Tenn. • 11.20.24
	45 • Samford (104-59) • Nashville, Tenn. • 11.22.24
30-39 points	35 • West Georgia (103-68) • Nashville, Tenn. • 12.21.24
Back-to-back 30+ points	49 • Hampton (94-45) • Nashville, Tenn. • 11.20.24
	45 • Samford (104-59) • Nashville, Tenn. • 11.22.24
40-49 points	45 • Samford (104-59) • Nashville, Tenn. • 11.22.24
Back-to-back 40+ points	49 • Hampton (94-45) • Nashville, Tenn. • 11.20.24
	45 • Samford (104-59) • Nashville, Tenn. • 11.22.24
50-59 points	54 • Appalachian State (94-40) • Nashville, Tenn. • 12.01.24
Back-to-back 50+ points	52 • Lipscomb (102-50) • Memorial Gym • 11.04.24
	56 • Austin Peay (93-37) • Nashville, Tenn. • 11.08.24
60-69 points	66 • Evansville (106-40) • Nashville, Tenn. • 12.14.24
70+ points	70 • Hampton (116-46) • Nashville, Tenn. • 11.29.98
Single-overtime win	vs. Lipscomb (72-71) • Nashville, Tenn. • 12.18.22
Double-overtime win	at Florida (106-98) • Gainesville, Fla. • 2.6.11
Triple-overtime win	NEVER OCCURRED

OPPONENT MARGIN OF VICTORY

1 point	vs. Florida (53-52) • Greenville, S.C. • 3.3.22
2 points	vs. Missouri (65-63) • Nashville, Tenn. • 1.14.24
20-30 points	25 • Tennessee • Nashville, Tenn. • 2.18.24
Back-to-back 20+ points	25 • LSU (88-63) • Baton Rouge, La. • 11.23
	21 • Ole Miss (74-53) • Oxford, Miss. • 1.5.23
30-39 points	37 • Alabama (98-61) • Tuscaloosa, Ala. • 1.26.20
40-49 points	48 • South Carolina (96-48) • Nashville, Tenn. • 1.19.23
50-59 points	55 • South Carolina (85-30) • Columbia, S.C. • 01.24.22
60-69 points	63 • South Carolina (106-43) • Nashville, Tenn. • 01.14.21
70+ points	NEVER OCCURRED
Single-overtime win	Alabama (77-71) • Nashville, Tenn. • 2.6.22
Double-overtime win	Auburn (96-93) • Auburn, Ala. • 1.20.90
Triple-overtime win	NEVER OCCURRED





LAST TIME...

A DORE SCORED 20 OR MORE PTS

Mikayla Blakes • 24 Pts vs. West Georgia • 12.21.24
Khamil Pierre • 23 Pts vs. West Georgia • 12.21.24

TWO DORES SCORED 20 OR MORE PTS

Mikayla Blakes • 24 Pts vs. West Georgia • 12.21.24
Khamil Pierre • 23 Pts vs. West Georgia • 12.21.24

AN OPPONENT SCORED 20 OR MORE PTS

Ivy Wolf, Dayton • 23 Pts • 12.19.24

TWO OPPONENTS SCORED 20 OR MORE PTS

Grace VanSlooten, Michigan St. • 25 Pts • 11.27.24
Julia Ayrault, Michigan St. • 24 Pts • 11.27.24

A DORE SCORED 30 OR MORE PTS

Khamil Pierre • 42 Pts vs. Evansville • 12.14.24

AN OPP. SCORED 30 OR MORE PTS

Aliyah Matharu, Florida • 35 Pts • 3.7.24

A DORE SCORED 40 OR MORE PTS

Khamil Pierre • 42 Pts vs. Evansville • 12.14.24

A DORE COLLECTED 15 OR MORE REBS

Khamil Pierre • 18 Reb vs. Evansville • 12.14.24

AN OPP. COLLECTED 15 OR MORE REBS

Angel Reese, LSU • 16 Reb • 2.8.24

A DORE COLLECTED 10 OR MORE AST

Jordyn Cambridge • 12 Ast at Kentucky • 1.11.24

AN OPP. COLLECTED 10 OR MORE AST

Alexis Morris, LSU • 12 Ast • 1.1.23

A DORE HAD FIVE OR MORE STL

Mikayla Blakes • 5 Stl at Dayton • 12.19.24

AN OPP. COLLECTED FIVE OR MORE STL

Grace VanSlooten, Michigan State • 5 Stl • 11.27.24

A DORE HAD FIVE OR MORE BLK

Sacha Washington • 6 Blk vs. Dayton • 12.20.23

AN OPP. COLLECTED FIVE OR MORE BLK

L'or Mputu, South Florida • 6 Blk • 11.14.24

A DORE MADE 10-PLUS FG

Khamil Pierre • 10 FGM vs. West Georgia • 12.21.24

A DORE MADE 10-PLUS FG IN BACK-TO-BACK GAMES

Khamil Pierre • 19 FGM vs. Evansville • 12.14.24
10 FGM vs. West Georgia • 12.21.24

AN OPP. MADE 10 OR MORE FG

Grace VanSlooten, Michigan State • 11 FGM • 11.27.24

A DORE ATTEMPTED 20 OR MORE FG

Mikayla Blakes • 20 FGA vs. West Georgia • 12.21.24

AN OPP. ATTEMPTED 20 OR MORE FG

Ivy Wolf, Dayton • 21 FGA • 12.19.24

A DORE MADE 10 OR MORE FREE THROWS

Iyana Moore • 11 FTM vs. Georgia • 3.3.24

AN OPP. MADE 10 OR MORE FREE THROWS

Diamond Battles, Georgia • 10 FTM • 2.5.23

A DORE MADE 5 OR MORE 3-PT FG

Mikayla Blakes • 5 3PT FGM at Miami • 12.04.24

AN OPP. MADE 5 OR MORE 3-PT FG

Sadie Stetson, Samford • 5 3PT FGM • 11.22.24

VANDY HAD 5 OR PLAYERS IN DBL FIGURES

Five Players • vs. App State • 12.01.24

AN OPP. HAD 5 OR PLAYERS IN DBL FIGURES

LSU • Five Players • 2.8.24

VANDY PLAYER HAD A DOUBLE-DOUBLE

Khamil Pierre • 23 pts, 10 reb vs. West Georgia • 12.21.24

A DORE HAD CONSECUTIVE DOUBLE-DOUBLES

Khamil Pierre (4) • 23 pts, 10 reb vs. West Georgia • 12.21.24
14 pts, 10 reb at Dayton • 12.19.24
42 pts, 18 reb vs. Evansville • 12.14.24
28 pts, 13 reb at Miami • 12.04.24

AN OPP. HAD A DOUBLE-DOUBLE

Ivy Wolf, Dayton • 23 pts, 10 reb • 12.19.24
Arianna Smith, Dayton • 16 pts, 12 reb • 12.19.24

VANDY HAD 2 PLAYERS POST A DOUBLE-DOUBLE

vs. Evansville • 12.14.24

Khamil Pierre • 42 pts, 18 reb

Leilani Kapinus • 11 reb, 10 pts

AN OPP. HAD 2 PLAYERS POST A DOUBLE-DOUBLE

Dayton State • 12.19.24

Ivy Wolf, Dayton • 23 pts, 10 reb

Arianna Smith, Dayton • 16 pts, 12 reb

VANDY HAD 3 PLAYERS POST A DBL-DBL

vs. Western Kentucky • 11.15.23

Sacha Washington • 18 pts, 10 reb

Jordyn Oliver • 15 pts, 10 reb

Jordyn Cambridge • 11 pts, 13 reb

VANDY PLAYER HAD A TRIPLE-DOUBLE

Jordyn Cambridge • vs. Texas A&M • 3.2.23

15 reb, 13 pts, 10 ast

ALL VANDY PLAYERS THAT PLAYED SCORED

9 players vs. Arizona • 11.26.24

RECORD WHEN...

2024-25 OVERALL

AT HOME	8-0
ON THE ROAD	3-0
NEUTRAL GAMES	1-1
IN OVERTIME	0-0
IN DOUBLE OVERTIME	0-0
AFTER A WIN	10-1
AFTER A LOSS	1-0
LEADING AT HALFTIME	12-0
TRAILING AT HALFTIME	0-1
TIED AT HALFTIME	0-0
LEADING AFTER 1ST QUARTER	11-1
TRAILING AFTER 1ST QUARTER	1-0
TIED SCORE AFTER 1ST QUARTER	0-0
OUTSCORING OPP. IN 2ND HALF	11-0
OUTSCORED BY OPP. IN 2ND HALF	1-1
SCORING SAME PTS IN 2ND HALF	0-0
LEADING WITH 5 MIN. REMAINING	12-1
TRAILING WITH 5 MIN. REMAINING	0-0
TIED WITH 5 MIN. REMAINING	0-0
SCORING FEWER THAN 50 POINTS	0-0
SCORING 50-59 POINTS	0-0
SCORING 60-69 POINTS	1-0
SCORING 70-79 POINTS	1-1
SCORING 80-89 POINTS	3-0
SCORING 90-99 POINTS	3-0
SCORING 100+ POINTS	4-0
ALLOWING 39-OR-FEWER POINTS	1-0
ALLOWING 40-49 POINTS	4-0
ALLOWING 50-59 POINTS	3-0
ALLOWING 60-69 POINTS	3-0
ALLOWING 70-79 POINTS	1-1
ALLOWING 80-89 POINTS	0-0
ALLOWING 90-OR-MORE POINTS	0-0
GAME DECIDED BY 1-POINT	0-0
GAME DECIDED BY 2-3 POINTS	0-0
GAME DECIDED BY 4-5 POINTS	0-0
GAME DECIDED BY 6-9 POINTS	0-1
GAME DECIDED BY 10-19 POINTS	4-0
GAME DECIDED BY 20-29 POINTS	1-0
GAME DECIDED BY 30-39 POINTS	1-0
GAME DECIDED BY 40-49 POINTS	2-0
GAME DECIDED BY 50-59 POINTS	3-0
GAME DECIDED BY 60+ POINTS	1-0
HIGHER FIELD GOAL PERCENTAGE	9-0
LOWER FIELD GOAL PERCENTAGE	3-1
SAME FIELD GOAL PERCENTAGE	0-0
SHOOTING LESS THAN 30%	0-0
SHOOTING 30-39%	3-0
SHOOTING 40-49%	4-1
SHOOTING 50+%	5-0
OPP. SHOOTING LESS 30%	4-0
OPP. SHOOTING 30-39%	5-0
OPP. SHOOTING 40-49%	2-1
OPP. SHOOTING 50+%	1-0
MORE MADE 3-PT THAN OPP.	7-0
FEWER MADE 3-PT THAN OPP.	4-1
SAME 3-PT MAKES AS OPP.	1-0
MAKING FEWER THAN FIVE 3-PT FG	2-1
MAKING BETWEEN 5-9 3-PT FG	9-0
MAKING 10+ 3-PT FG	1-0
ALLOWING FEWER THAN 5 3-PT FG	8-1
ALLOWING BETWEEN 5-9 3-PT FG	2-0
ALLOWING 10+ 3-PT FG	2-0

MAKING MORE FREE THROWS	11-0
MAKING FEWER FREE THROWS	0-1
MAKING SAME FREE THROWS	1-0
MAKING FEWER THEN 10 FREE THROWS	1-0
MAKING 10-19 FREE THROWS	9-1
MAKINGS 20+ FREE THROWS	2-0
OPP. MAKES 0-10 FREE THROWS	9-0
OPP. MAKES 10-19 FREE THROWS	3-1
OPP. MAKES 20+ FREE THROWS	0-0
OUTREBOUNDING OPP.	10-0
OUTREBOUNDED BY OPP.	2-1
SAME TOTAL OF REBOUNDS	0-0
FEWER THAN 10 ASSISTS	1-0
10-19 ASSISTS	6-1
20+ ASSISTS	5-0
NO BLOCKS	0-0
1-4 BLOCKS	8-1
5+ BLOCKS	4-0
COMMITTING FEWER TURNOVERS	12-1
COMMITTING MORE TURNOVERS	0-0
COMMITTING SAME TURNOVERS	0-0
FORCING FEWER THAN 10 TURNOVERS	0-0
FORCING 10-19 TURNOVERS	0-0
FORCING 20-29 TURNOVERS	10-1
FORCING 30+ TURNOVERS	2-0
IN DAY GAMES	6-1
IN NIGHT GAMES	6-0
ON SUNDAY	2-0
ON MONDAY	1-0
ON TUESDAY	1-0
ON WEDNESDAY	2-1
ON THURSDAY	2-0
ON FRIDAY	2-0
ON SATURDAY	2-0
IN NOVEMBER	7-1
IN DECEMBER	5-0
IN JANUARY	0-0
IN FEBRUARY	0-0
IN MARCH	0-0
VS. SEC	0-0
VS. SEC AT MEMORIAL GYM	0-0
VS. SEC ON THE ROAD	0-0
VS. RANKED OPPONENTS	0-0
WINNING THE OPENING TIP	9-1
LOSING THE OPENING TIP	3-0
WEARING WHITE	5-1
WEARING VANDY SCRIPT WHITE	1-0
WEARING GOLD	1-0
WEARING BLACK	3-0
WEARING V BLACK	1-0
WEARING GRAY	1-0
WEARING PLAY4KAY JERSEY	0-0





2024-25 GAME LEADERS

OPPONENT	DATE	SCORE	W/L	POINTS	REBOUNDS	ASSISTS	STEALS	BLOCKS
Lipscomb	11-04-24	102-50	W	Pierre (25)	Pierre (14)	Blakes (5)	Greene (6)	Mitchell (1)
Austin Peay	11-08-24	93-37	W	Blakes/Moore (16)	Pierre (10)	Greene/Moore (3)	Blakes (3)	Kapinus/Makurat/Nwaba (2)
at South Florida	11-14-24	62-49	W	Pierre (17)	Pierre (10)	Oliver (3)	Blakes/Oliver (2)	--
Butler	11-17-24	81-52	W	Blakes (29)	Pierre (8)	Oliver (6)	Pierre (4)	Kapinus/Nwaba (1)
Hampton	11-20-24	94-45	W	Blakes (22)	Pierre (12)	Blakes (8)	Blakes/Pierre (3)	Nwaba (3)
Samford	11-22-24	104-59	W	Pierre (21)	Pierre (12)	Greene/Kapinus (6)	Kapinus/Pierre (4)	Blakes/Kapinus/Mitchell (1)
vs. Arizona	11-26-24	71-60	W	Pierre (25)	Pierre (15)	Blakes/Moore (4)	Pierre (7)	Kapinus (2)
vs. Michigan State	11-27-24	70-78	L	Pierre (19)	Mitchell/Oliver/Pierre (6)	Oliver/Pierre (4)	Pierre (4)	Kapinus/Mitchell/Oliver (1)
Appalachian State	12-01-24	94-40	W	Blakes (20)	Kapinus/Pissott (7)	Blakes (6)	Blakes (7)	Nwaba (1)
at Miami (Fl.)	12-04-24	88-70	W	Pierre (28)	Pierre (13)	Moore (7)	Pierre (4)	Moore (1)
Evansville	12-14-24	106-40	W	Pierre (42)	Pierre (18)	Blakes/Moore (3)	Pierre (8)	Mitchell (2)
at Dayton	12-19-24	80-66	W	Greene (25)	Pierre (10)	Oliver (7)	Blakes (5)	Oliver (3)
West Georgia	12-21-24	103-68	W	Blakes (24)	Pierre (10)	Blakes (6)	Oliver (4)	Oliver (3)
Alabama A&M	12-29-24							
Georgia	01-02-25							
Kentucky	01-05-25							
at Ole Miss	01-09-25							
at LSU	01-13-25							
Tennessee	01-19-25							
Arkansas	01-23-25							
at Alabama	01-26-25							
at Florida	01-30-25							
Ole Miss	02-02-25							
at Texas	02-06-25							
Mississippi State	02-13-25							
at Auburn	02-16-25							
at Oklahoma	02-20-25							
South Carolina	02-23-25							
Texas A&M	02-27-25							
at Missouri	03-02-25							

POINTS	REBOUNDS	ASSISTS	STEALS	BLOCKS
Khamil Pierre 7 (6-1)	Khamil Pierre 12 (11-1)	Mikayla Blakes 6 (6-0)	Khamil Pierre 7 (6-1)	Lelilani Kapinus 5 (4-1)
Mikayla Blakes 5 (5-0)	Leilani Kapinus 1 (1-0)	Iyana Moore 4 (4-0)	Mikayla Blakes 5 (5-0)	Jane Nwaba 4 (4-0)
Madison Greene 1 (1-0)	Justine Pissott 1 (1-0)	Jordyn Oliver 4 (3-1)	Jordyn Oliver 2 (2-0)	Aiyana Mitchell 4 (3-1)
Iyana Moore 1 (1-0)	Aiyana Mitchell 1 (0-1)	Madison Greene 2 (2-0)	Madison Greene 1 (1-0)	Jordyn Oliver 3 (2-1)
	Jordyn Oliver 1 (0-1)	Leilani Kapinus 1 (1-0)	Leilani Kapinus 1 (1-0)	Mikayla Blakes 1 (1-0)
		Khamil Pierre 1 (0-1)		Aga Makurat 1 (1-0)
				Iyana Moore 1 (1-0)

2024-25 GAME HIGHS & LOWS

HIGHS

Points	106	vs. Evansville (12/14/24)
FG Made	44	vs. Evansville (12/14/24)
FG Attempts	93	vs. Evansville (12/14/24)
3-Pt FG Made	13	vs. Appalachian St. (12/1/24)
3-PT FG Attempts	38	vs. Appalachian St. (12/1/24)
FT Made	23	vs. Austin Peay (11/8/24) vs. Arizona (11/26/24)
FT Attempts	31	vs. Arizona (11/26/24)
Rebounds	56	vs. Samford (11/22/24)
Assists	23	vs. Samford (11/22/24) vs. Appalachian St. (12/1/24) vs. West Georgia (12/21/24)
Steals	24	vs. Evansville (12/14/24)
Blocks	9	vs. West Georgia (12/21/24)
Turnovers	23	vs. Arizona (11/26/24)
Fouls	22	vs. Michigan State (11/27/24)

LOWS

Points	62	at South Florida (11/14/24)
FG Made	21	vs. Arizona (11/26/24)
FG Attempts	54	vs. Arizona (11/26/24)
3-Pt FG Made	2	vs. Evansville (12/14/24)
3-PT FG Attempts	14	vs. Arizona (11/26/24) vs. Michigan State (11/27/24)
FT Made	3	at South Florida (11/14/24)
FT Attempts	8	at South Florida (11/14/24)
Rebounds	33	vs. Butler (11/17/24) at Dayton (12/19/24)
Assists	6	at South Florida (11/14/24)
Steals	7	at Miami (12/4/24)
Blocks	0	at South Florida (11/14/24)
Turnovers	6	vs. Appalachian St. (12/1/24)
Fouls	11	at South Florida (11/14/24) vs. Hampton (11/20/24) vs. West Georgia (12/21/24)



**VANDERBILT STATS****BENCH PRODUCTION**

Game	VU-OPP	Diff.	Top Bench Scorer
Lipscomb	31-25	+6	Madison Greene, 14
Austin Peay	35-12	+23	Madison Greene, 13
at South Fla.	6-32	-26	Makurat/Mitchell/Moore, 2
Butler	17-18	-1	Aiyana Mitchell, 6
Hampton	33-18	+15	Madison Greene, 11
Samford	43-18	+25	Madison Greene, 16
vs. Arizona	15-6	+9	Leilani Kapinus, 7
vs. Michigan St.	7-9	-2	Aiyana Mitchell, 6
Appalachian St.	31-24	+7	Aga Makurat, 7
at Miami	17-11	+6	Leilani Kapinus, 8
Evansville	24-9	+15	Leilani Kapinus, 10
at Dayton	27-18	+9	Madison Greene, 25
West Georgia	35-29	+6	Leilani Kapinus, 10
Total	321-229	+92	Madison Greene, 98
AVG.	24.7-17.6	+7.1	Madison Greene, 10.9 ppg

SPECIALTY STATS

Game	Off TO	Paint	2nd Chance	Fastbreak
Lipscomb	22-8	70-22	23-8	27-3
Austin Peay	33-10	42-20	20-4	24-1
at South Fla.	19-12	28-24	12-7	3-4
Butler	41-13	30-20	10-7	14-7
Hampton	36-12	46-28	19-4	13-6
Samford	24-3	60-22	28-9	26-9
vs. Arizona	29-19	20-40	17-13	9-8
vs. Michigan St.	23-20	42-48	14-16	15-6
Appalachian St.	33-7	38-22	21-7	21-2
at Miami	27-14	46-40	16-2	8-3
Evansville	54-3	76-20	40-9	25-4
at Dayton	32-7	28-42	14-8	14-6
West Georgia	37-16	62-22	29-13	30-16
Total	410-144	588-370	263-107	229-75
AVG.	31.5-11.1	45.2-28.5	20.2-8.2	17.6-5.8



SHEA RALPH

HEAD COACH
FOURTH SEASON
UConn - '01



THE SHEA RALPH FILE

Head Coach Vanderbilt (2021-Current)

- 63-49 overall record in four seasons at Vanderbilt
- Guided Vanderbilt to its first NCAA Tournament bid since the 2014 NCAA Tournament in 2023-24 and posted the Dores' first NCAA Tournament victory since 2013
- Posted the largest win improvement from one season to next in school history during the 2023-24 season, as Vandy's 23 victories marked an 11-win improvement from 2022-23
- Led Vanderbilt to its first postseason bid since the 2013-14 campaign with an appearance in the 2022 WNIT in her debut season in 2021-22
- Guided Vandy to a school record six SEC road wins in '23-'24
- Five players have earned All-SEC honors under Ralph

Assistant Coach UConn (2008-2021)

- 462-22 in 13 seasons as an assistant coach at UConn
- Won Six NCAA National Championships
- 12 Final Four Appearances
- 16 Conference Titles
- Coached 21 WNBA Draft Picks, 9 top-5 picks, three No. 1 picks

Assistant Coach Pittsburgh (2003-2008)

- 86-66 in five seasons as an assistant coach at Pittsburgh
- 2008 Sweet 16 Appearance
- Two NCAA Tournament Appearances (2007 & 08)
- 2006 WNIT Final Four

Player UConn (1996-2001)

- Drafted by Utah Starzz in 2001 WNBA Draft
- Scored 1,678 career points, Ranks 8th in UConn history
- Won 2000 NCAA National Championship
- 2000 NCAA Women's Final Four MVP
- 2000 Big East Player of the Year
- 2000 All-American
- 2000 Sports Illustrated Women's College Player of the Year
- Honda Award Winner

Shea Ralph was named the sixth head coach in Vanderbilt women's basketball history on April 13, 2021. The 2024-25 campaign marks her fourth season leading the Commodores.

Ralph orchestrated one of the biggest turn-arounds in program history during the 2023-24 season, as the Commodores went from being projected last in the SEC preseason polls to earning the program's first bid into the NCAA Tournament in 10 seasons.

Vanderbilt went 23-10 in Year 3 under Ralph's direction, as the Commodores made their first appearance in the NCAA Tournament since the 2013-14 campaign. The 23 wins marked an 11-win improvement from a season ago, which is the second-largest win improvement from one season to the next in program history.

The Commodores went out and proved the preseason prognosticators wrong in 2023-24, as Vandy finished sixth in the SEC after being picked 13th in the Preseason SEC Coaches Poll and 14th in the Preseason SEC Media Poll. The Dores went 9-7 in SEC play and won a program-record six road SEC games. The nine SEC wins were the most for Vanderbilt since the 2012-13 campaign. The Commodores earned the No. 6 seed in the 2024 SEC Women's Basketball Tournament, which was the program's highest seed at the SEC Tournament since 2011.

Vanderbilt's at-large bid into the 2024 NCAA



Tournament marked the second time in her three seasons that Ralph has led the Commodores to the postseason.

A total of three Commodores earned All-SEC honors in Year 3 under Ralph. Iyana Moore made her first appearance on the All-SEC second team, while Jordyn Cambridge was named to the All-SEC defensive team for a school-record third time. Khamil Pierre was named to the All-SEC freshman team, making her the third Commodore to earn a spot on the team under Ralph, joining Moore and Sacha Washington. Pierre also was named SEC Freshman of the Week a program record five times during the season.

Vanderbilt's hard-nosed and gritty approach helped the Commodores become one of the elite defensive teams in the SEC, as Vandy ranked third in steals per game at 10.2 steals. The Dores' 315 steals during the 2023-24 campaign are the third-most in a season in program history.

Vanderbilt was hit hard with a plethora of pre-season injuries to begin the 2022-23 campaign. Coach Ralph was able to rally the Commodores and record a second-straight double-digit win season, marking the first time in six years that Vandy has posted back-to-back double-digit win campaigns.

During the 2022-23 campaign, Ralph guided Vanderbilt to a winning record inside Memorial Gymnasium for the 38th time in the last 40 seasons. The Commodores won nine games at Memorial Gym, which included victories over Texas A&M, Arkansas, and Kentucky.

Ralph was key in the development of Cijia Harbison, who transferred into the program for her graduate season and become one of the most prolific scorers in the SEC. Harbison earned second team All-SEC honors after averaging 19.6 points per game and shot 40.6% from the field. The only player in the SEC to score 40 points in a game this season, Harbison had three outings with 30-plus points among the 23 times she has scored in double figures while recording the



highest scoring average of her collegiate career. Harbison has led the Commodores in scoring 16 times, assists on 20 occasions and steals in 15 games. Harbison tied a school record with 41 points and added five steals in a January win over Texas A&M

In her inaugural season, Ralph led Vanderbilt to its first postseason appearance since 2014. The Commodores reached the third round of the Women's National Invitation Tournament, their longest postseason run since 2013. Vanderbilt also recorded its first SEC Tournament victory in six years when it defeated Texas A&M 85-69 on March 2, 2022.



In all, Ralph accrued the third-most wins of any women's basketball coach in a debut season. That included a 63-59 victory against No. 15 Florida in Memorial Gymnasium on Feb. 24, 2022, the program's first win against a ranked opponent since 2020.

Ralph wasted no time helping individual student-athletes realize their full potential. Jordyn Cambridge, Iyana Moore and Sacha Washington earned All-SEC accolades during the 2021-22 campaign. Cambridge recorded the program's first postseason triple-double during the SEC Tournament, while she and Moore contributed to a program-record 17 3-pointers against Alabama State on Dec. 28, 2021.

A seven-time national champion as a student-athlete or coach, Ralph arrived at Vanderbilt after spending the previous 13 seasons as an assistant coach alongside Geno Auriemma at the University of Connecticut. While serving as a coach at her alma mater, Ralph helped guide the Huskies to 12 Final Four appearances and six national championships, including a record four consecutive titles from 2013-16.

Ralph was an instrumental figure in recruiting and player development with the Huskies. She mentored standouts like Paige Bueckers, who in 2020-21 became the first freshman to sweep the major national player-of-the-year awards:

RALPH'S CAREER RECORD

SEASON	TEAM	OVERALL	CONF.	CONF. FINISH	POSTSEASON
1996-97	UConn (Player)	33-1	18-0	1st	Elite Eight
1997-98	UConn (Player)	34-3	17-1	1st	Elite Eight
1998-99	UConn (Player)	29-5	17-1	T-1st	Sweet 16
1999-00	UConn (Player)	36-1	18-0	T-1st	NCAA Champions
2000-01	UConn (Player)	32-3	17-1	1st	Final Four
2003-04	Pittsburgh (AC)	6-20	2-14	13th	--
2004-05	Pittsburgh (AC)	13-15	5-11	10th	--
2005-06	Pittsburgh (AC)	22-11	9-7	T-6th	WNIT Final Four
2006-07	Pittsburgh (AC)	24-9	10-6	T-5th	NCAA 2nd Rd
2007-08	Pittsburgh (AC)	24-11	10-6	T-5th	Sweet 16
2008-09	UConn (AC)	39-0	16-0	1st	NCAA Champions
2009-10	UConn (AC)	39-0	16-0	1st	NCAA Champions
2010-11	UConn (AC)	36-2	16-0	1st	Final Four
2011-12	UConn (AC)	33-5	13-3	T-2nd	Final Four
2012-13	UConn (AC)	35-4	14-2	2nd	NCAA Champions
2013-14	UConn (AC)	40-0	18-0	1st	NCAA Champions
2014-15	UConn (AC)	38-1	18-0	1st	NCAA Champions
2015-16	UConn (AC)	38-0	18-0	1st	NCAA Champions
2016-17	UConn (AC)	36-1	16-0	1st	Final Four
2017-18	UConn (AC)	36-1	16-0	1st	Final Four
2018-19	UConn (AC)	35-3	16-0	1st	Final Four
2019-20	UConn (AC)	29-3	16-0	1st	Tournament Canceled
2020-21	UConn (AC)	28-2	18-0	1st	Final Four
2021-22	Vanderbilt (HC)	16-19	4-12	T-12th	WNIT Sweet 16
2022-23	Vanderbilt (HC)	12-19	3-13	12th	--
2023-24	Vanderbilt (HC)	23-10	9-7	6th	NCAA 1st Rd
2024-25	Vanderbilt (HC)	12-1	0-0	--	--

AT VANDERBILT: 63-49 (.563) - Four Seasons

TOTAL: 777-149 (.839) - 27 Seasons

7- NCAA National Titles ('00, '09, '10, '13, '14, '15, '16)

14 - NCAA Final Fours ('00, '01, '09, '10, '11, '12, '13, '14, '15, '16, '17, '18, '19)

16 - NCAA Elite Eights ('97, '98, '00, '01, '09, '10, '11, '12, '13, '14, '15, '16, '17, '18, '19)

18 - NCAA Sweet 16 Appearances | 16 - Conference Regular Season Championships

the Naismith Trophy, Associated Press Player of the Year, USBWA National Player of the Year, Lieberman Award and Wooden Award.

In all, Ralph worked with 21 WNBA draft picks at UConn, including nine top-five picks and three No. 1 overall selections: Tina Charles, Maya Moore and Breanna Stewart.

Prior to returning to UConn as an assistant, Ralph spent five seasons at the University of Pittsburgh from 2003-08. She was instrumental in a period of unprecedented success, helping the Panthers improve from single-digit victories to at least 22 victories in each of her final three seasons. Pitt also reached the Sweet 16 for the first time in program history in 2008.

As one of the most celebrated student-athletes in women's basketball history, Ralph ranks eighth in UConn's storied record book with 1,678 points. She also ranks among the program's all-time top 10 in career assists (456), steals (252) and field goal percentage (57.9). Ralph graduated from Connecticut in 2001 with a degree in exercise physiology.

In leading UConn to a national championship in 2000, Ralph was named an All-American and Big East Player of the Year. She was selected at the most valuable player in the 2000 NCAA Women's Final Four. She also won the Honda Award, presented to the premier female student-athlete in 12 collegiate sports, and the "Sports Illustrated for Women" Player of the Year.

Ralph was selected by the Utah Starzz in the 2001 WNBA Draft, but was unable to pursue a professional career due to a knee injury.

Ralph and her husband, Tom Garrick, have one daughter, Maysen. Currently a member of the Vanderbilt coaching staff, Garrick served as head coach of the UMass-Lowell women's basketball program from 2018-21 and previously served as a Vanderbilt assistant from 2009-15.





1 MIKAYLA BLAKES

@mikaylablakes
@mikaylablakes
@mikaylablakes

G // 5-8 // Fr. // Somerset, N.J. (Rutgers Prep HS)

SEASON HIGHS

Points // 29, Butler (11/17/24)
 FG Made // 10, at Miami (12/04/24)
 FG Attempts // 22, at Miami (12/04/24)
 3-Pt Made // 5 (2x), Last: at Miami (12/04/24)
 3-Pt Attempt // 9, Butler (11/17/24)
 FT Made // 7 (2x), Last: Evansville (12/14/24)
 FT Attempt // 8, Butler (11/17/24)
 Rebounds // 5, Lipscomb (11/4/24)
 Assists // 8, Hampton (11/20/24)
 Steals // 7, vs. Appalachian State (12/1/24)
 Blocks // 1 (2x), Last: Samford (11/22/24)
 Minutes // 37, at Miami (12/04/24)

CAREER HIGHS

Points // 29, Butler (11/17/24)
 FG Made // 10, at Miami (12/04/24)
 FG Attempts // 22, at Miami (12/04/24)
 3-Pt Made // 5 (2x), Last: at Miami (12/04/24)
 3-Pt Attempt // 9, Butler (11/17/24)
 FT Made // 7 (2x), Last: Evansville (12/14/24)
 FT Attempt // 8, Butler (11/17/24)
 Rebounds // 5, Lipscomb (11/4/24)
 Assists // 8, Hampton (11/20/24)
 Steals // 7, vs. Appalachian State (12/1/24)
 Blocks // 1 (2x), Last: Samford (11/22/24)
 Minutes // 37, at Miami (12/04/24)

- Three-Time SEC Freshman of the Week - Nov. 19, Nov. 26, Dec. 10
- Leads all NCAA Division I freshmen in points scored (264) & steals (37)
- First NCAA Division I freshman to score over 200 pts this season
- First Dore freshman to score double-digit points in her first 13 games at Vandy since at least 1999-00
- Her 29 pts vs. Butler ties her for the 5th-most points scored by a Vandy freshman

	SUPERLATIVES	24-25 CAREER	SUPERLATIVES	24-25 CAREER
10+ POINTS	13	13	3+ STEALS	7
15+ POINTS	11	11	2+ BLOCKS	--
20+ POINTS	8	8	DOUBLE-DOUBLES	--
30+ POINTS	--	--	LED VANDY IN PTS	5
MADE 3+ 3-PT FG	4	4	LED VANDY IN REB	--
10+ REBS	--	--	LED VANDY IN AST	6
3+ ASSISTS	9	9	LED VANDY IN STL	3
			LED VANDY IN BLK	1

GAME-BY-GAME

DATE	OPPONENT	GS	MIN	FGM/A	FG%	3FG/A	3P%	FTM/A	FG%	OFF	DEF	TOT	AVG	PF	AST	T/O	BLK	STL	PTS	AVG	
11.4.24	LIPSCOMB	*	25:31	9-18	.500	2-7	.286	3-3	1.000	2	3	5	5.0	2	5	0	0	2	23	23.0	
11.8.24	AUSTIN PEAY	*	15:31	5-8	.625	2-4	.500	4-5	.800	2	1	3	4.0	1	1	2	1	3	16	19.5	
11.14.24	AT SOUTH FLORIDA	*	31:24	6-14	.429	2-8	.250	2-4	.500	0	2	2	3.3	1	1	5	0	2	16	18.3	
11.17.24	BUTLER	*	35:34	9-18	.500	4-9	.444	7-8	.875	1	1	2	3.0	3	2	3	0	3	29	21.0	
11.20.24	HAMPTON	*	29:14	9-14	.643	1-5	.200	3-5	.600	1	2	3	3.0	2	8	3	0	3	22	21.2	
11.22.24	SAMFORD	*	23:12	5-12	.417	2-5	.400	2-2	1.000	1	2	3	3.0	2	5	3	1	2	14	20.0	
11.26.24	VS. ARIZONA	*	34:31	6-14	.429	5-8	.625	6-6	1.000	0	2	2	2.9	4	4	1	0	4	23	20.4	
11.27.24	VS. MICHIGAN ST.	*	26:36	3-10	.300	1-4	.250	6-6	1.000	1	0	1	2.6	3	3	3	0	2	13	19.5	
12.1.24	APPALACHIAN ST.	*	28:35	7-15	.467	2-8	.250	4-4	1.000	2	1	3	2.7	2	6	2	0	7	20	19.6	
12.4.24	AT MIAMI	*	37:14	10-22	.455	5-14	.357	1-2	.500	0	1	1	2.5	2	3	3	0	0	26	20.2	
12.14.24	EVANSVILLE	*	26:07	7-19	.368	1-7	.143	7-7	1.000	3	1	4	2.6	2	3	1	0	1	22	20.4	
12.19.24	AT DAYTON	*	26:50	6-17	.353	2-8	.250	2-2	1.000	1	0	1	2.5	4	1	3	0	5	16	20.0	
12.21.24	WEST GEORGIA	*	27:09	12-20	.600	0-6	.000	0-0	.000	2	2	4	2.6	1	6	2	0	3	24	20.3	
12.29.24	ALABAMA A&M																				
1.2.25	GEORGIA																				
1.5.25	KENTUCKY																				
1.9.25	AT OLE MISS																				
1.13.25	AT LSU																				
1.19.25	TENNESSEE																				
1.23.25	ARKANSAS																				
1.26.25	AT ALABAMA																				
1.30.25	AT FLORIDA																				
2.2.25	OLE MISS																				
2.6.25	AT TEXAS																				
2.13.25	MISSISSIPPI ST.																				
2.16.25	AT AUBURN																				
2.20.25	AT OKLAHOMA																				
2.23.25	SOUTH CAROLINA																				
2.27.25	TEXAS A&M																				
3.2.25	AT MISSOURI																				
TOTAL			13	367:27	94-201	.468	29-93	.312	47-54	.870	16	18	34	2.6	29	48	31	2	37	264	20.3

CAREER STATS

YEAR	GP	GS	MIN	AVG	FG	FGA	PCT	3FG	3FGA	3PCT	FT	FTA	PCT	OFF	DEF	TOT	AVG	PF	FO	AST	TO	BLK	STL	PTS	AVG
2024-25	13	13	367	28.3	94	201	.468	29	93	.312	47	54	.870	16	18	34	2.6	29	0	48	31	2	37	264	20.3
CAREER	13	13	367	28.3	94	201	.468	29	93	.312	47	54	.870	16	18	34	2.6	29	0	48	31	2	37	264	20.3



2 JADA BROWN

@_jadabrown
 @brownjadaa
 @jadabrown_

G // 5-8 // Jr. // Bentonville, Ark. (Bentonville HS)

SEASON HIGHS

Points // 6, West Georgia (12/21/24)
 FG Made // 2, West Georgia (12/21/24)
 FG Attempts // 3, West Georgia (12/21/24)
 3-Pt Made // 1 (2x), Last: West Georgia (12/21/24)
 3-Pt Attempt // 2, West Georgia (12/21/24)
 FT Made // 2, Lipscomb (11/4/24)
 FT Attempt // 2 (2x), Last: West Georgia (12/21/24)
 Rebounds // 2 (4x), Last: West Georgia (12/21/24)
 Assists // 1 (3x), Last: App State (12/1/24)
 Steals // 2 (2x), Last: West Georgia (12/21/24)
 Blocks // --
 Minutes // 13, Lipscomb (11/4/24)

CAREER HIGHS

Points // 12, vs. NC State (11/24/22)
 FG Made // 4, vs. NC State (11/24/22)
 FG Attempts // 12, Samford (11/10/22)
 3-Pt Made // 4, vs. NC State (11/24/22)
 3-Pt Attempt // 8, at LSU (01/01/23)
 FT Made // 2 (3x), Last: Lipscomb (11/4/24)
 FT Attempt // 2 (6x), Last: West Georgia (12/21/24)
 Rebounds // 4 (4x), Last Radford (12/31/23)
 Assists // 5, Tarleton State (11/15/22)
 Steals // 2 (5x), Last: West Georgia (12/21/24)
 Blocks // 1 (2x), Last: Florida (01/22/23)
 Minutes // 42, Lipscomb (12/18/22)

- Appeared in nine games off the bench in '24-25
- Shooting 55.6% from the field (5-of-9)
- Scored a season-high 6 pts in 10 min. vs. West Georgia
- Played in 58 career games with 22 starts at Vanderbilt
- Scored career-best 12 pts vs. NC State (11.24.22)
- SEC Winter Academic Honor Roll ('24)
- Majoring in Human & Organizational Development

SUPERLATIVES	24-25 CAREER	SUPERLATIVES	24-25 CAREER
10+ POINTS	-- 2	3+ STEALS	-- --
15+ POINTS	-- --	2+ BLOCKS	-- --
20+ POINTS	-- --	DOUBLE-DOUBLES	-- --
30+ POINTS	-- --	LED VANDY IN PTS	-- --
MADE 3+ 3-PT FG	-- 3	LED VANDY IN REB	-- --
10+ REBS	-- --	LED VANDY IN AST	-- 1
3+ ASSISTS	-- 1	LED VANDY IN STL	-- --
		LED VANDY IN BLK	-- --

GAME-BY-GAME

DATE	OPPONENT	GS	MIN	FGM/A	FG%	3FG/A	3P%	FTM/A	FG%	OFF	DEF	TOT	AVG	PF	AST	T/O	BLK	STL	PTS	AVG
11.4.24	LIPSCOMB		12:44	1-2	.500	0-0	.000	2-2	1.000	1	0	1	1.0	3	0	0	0	0	4	4.0
11.8.24	AUSTIN PEAY		08:06	0-1	.000	0-1	.000	0-0	.000	1	1	2	1.5	2	1	0	0	2	0	2.0
11.14.24	AT SOUTH FLORIDA		01:49	0-0	.000	0-0	.000	0-0	.000	0	0	0	1.0	0	0	0	0	0	0	1.3
11.17.24	BUTLER		03:55	0-1	.000	0-0	.000	0-0	.000	1	0	1	1.0	0	1	0	0	0	0	1.0
11.20.24	HAMPTON		03:57	0-0	.000	0-0	.000	0-0	.000	1	1	2	1.2	0	0	1	0	0	0	0.8
11.22.24	SAMFORD		02:55	0-0	.000	0-0	.000	0-0	.000	0	0	0	1.0	1	0	0	0	0	0	0.7
11.26.24	VS. ARIZONA																			
11.27.24	VS. MICHIGAN ST.																			
12.1.24	APPALACHIAN ST.		05:46	1-1	1.000	1-1	1.000	0-0	.000	0	2	2	1.1	0	1	0	0	1	3	1.0
12.4.24	AT MIAMI																			
12.14.24	EVANSVILLE		06:19	1-1	1.000	0-0	.000	0-0	.000	0	0	0	1.0	0	0	1	0	1	2	1.1
12.19.24	AT DAYTON																			
12.21.24	WEST GEORGIA		10:00	2-3	.667	1-2	.500	1-2	.500	0	2	2	1.1	1	0	0	0	2	6	1.7
12.29.24	ALABAMA A&M																			
1.2.25	GEORGIA																			
1.5.25	KENTUCKY																			
1.9.25	AT OLE MISS																			
1.13.25	AT LSU																			
1.19.25	TENNESSEE																			
1.23.25	ARKANSAS																			
1.26.25	AT ALABAMA																			
1.30.25	AT FLORIDA																			
2.2.25	OLE MISS																			
2.6.25	AT TEXAS																			
2.13.25	MISSISSIPPI STATE																			
2.16.25	AT AUBURN																			
2.20.25	AT OKLAHOMA																			
2.23.25	SOUTH CAROLINA																			
2.27.25	TEXAS A&M																			
3.2.25	AT MISSOURI																			
TOTAL		0	55:31	5-9	.556	2-4	.500	3-4	.750	4	6	10	1.1	7	3	2	0	6	15	1.7

CAREER STATS

YEAR	GP	GS	MIN	AVG	FG	FGA	PCT	3FG	3FGA	3PCT	FT	FTA	PCT	OFF	DEF	TOT	AVG	PF	FO	AST	TO	BLK	STL	PTS	AVG
2022-23	30	22	637	21.3	44	150	.293	32	105	.305	12	14	.857	13	19	32	1.1	35	0	24	44	1	14	132	4.4
2023-24	18	0	123	6.8	3	19	.158	2	15	.133	4	6	.667	2	9	11	0.6	12	0	7	6	0	2	12	0.7
2024-25	9	0	56	6.2	5	9	.556	2	4	.500	3	4	.750	4	6	10	1.1	7	0	3	2	0	6	15	1.7
CAREER	58	22	821	14.1	52	179	.291	36	125	.288	19	24	.792	19	34	53	0.9	54	0	34	52	1	22	159	2.7





4 MADISON GREENE

@mad1son_O4
@Mad1son_O4

G // 5-6 // So. // Columbus, Ohio (Pickerington Central HS)

SEASON HIGHS

Points // 25, at Dayton (12/19/24)
 FG Made // 7 (2x), Last: at Dayton (12/19/24)
 FG Attempts // 14, at Dayton (12/19/24)
 3-Pt Made // 5, at South Florida (11/14/24)
 3-Pt Attempt // 8, at South Florida (11/14/24)
 FT Made // 8, at Dayton (12/19/24)
 FT Attempt // 10, at Dayton (12/19/24)
 Rebounds // 5 (2x), Last: at Dayton (12/19/24)
 Assists // 6, Samford (11/22/24)
 Steals // 6, Lipscomb (11/4/24)
 Blocks // 1, Austin Peay (11/8/24)
 Minutes // 37, at South Florida (11/14/24)

CAREER HIGHS

Points // 25, at Dayton (12/19/24)
 FG Made // 7 (2x), Last: at Dayton (12/19/24)
 FG Attempts // 14, at Dayton (12/19/24)
 3-Pt Made // 5, at South Florida (11/14/24)
 3-Pt Attempt // 8, at South Florida (11/14/24)
 FT Made // 8, at Dayton (12/19/24)
 FT Attempt // 10, at Dayton (12/19/24)
 Rebounds // 5 (2x), Last: at Dayton (12/19/24)
 Assists // 6, Samford (11/22/24)
 Steals // 6, Lipscomb (11/4/24)
 Blocks // 1, Austin Peay (11/8/24)
 Minutes // 37, at South Florida (11/14/24)

- Leads the team in points off the bench at 10.9 ppg
- Scored a career-high 25 pts in a reserve role at Dayton on 12.19
- Made her first career start at South Fla. (Nov. 14) and scored 15 pts with a career-best five 3-pt FG made
- Tallied double-digit pts off the bench in five games
- First Dore since 2018 to score 25 pts off the bench (at Dayton - 12.19)
- Collected three steals in back-to-back games

	SUPERLATIVES	24-25 CAREER	SUPERLATIVES	24-25 CAREER
10+ POINTS	6	9	3+ STEALS	4 5
15+ POINTS	3	4	2+ BLOCKS	-- --
20+ POINTS	1	1	DOUBLE-DOUBLES	-- --
30+ POINTS	--	--	LED VANDY IN PTS	1 1
MADE 3+ 3-PT FG	2	3	LED VANDY IN REB	-- --
10+ REBS	--	--	LED VANDY IN AST	1 2
3+ ASSISTS	3	4	LED VANDY IN STL	1 2
			LED VANDY IN BLK	-- --

GAME-BY-GAME

DATE	OPPONENT	GS	MIN	FGM/A	FG%	3FG/A	3P%	FTM/A	FG%	OFF	DEF	TOT	AVG	PF	AST	T/O	BLK	STL	PTS	AVG
11.4.24	LIPSCOMB		28:25	6-10	.600	0-1	.000	2-2	1.000	0	5	5	5.0	2	4	4	0	6	14	14.0
11.8.24	AUSTIN PEAY		30:15	3-10	.300	1-1	1.000	6-6	1.000	1	3	4	4.5	2	3	2	1	2	13	13.5
11.14.24	AT SOUTH FLORIDA *		37:10	5-9	.556	5-8	.625	0-0	.000	2	2	4	4.3	1	1	3	0	1	15	14.0
11.17.24	BUTLER	*	20:20	0-2	.000	0-2	.000	0-0	.000	0	2	2	3.8	3	1	5	0	3	0	10.5
11.20.24	HAMPTON		22:50	4-6	.667	1-2	.500	2-2	1.000	0	2	2	3.4	3	1	1	0	1	11	10.6
11.22.24	SAMFORD		27:01	7-9	.778	0-0	.000	2-2	1.000	1	3	4	3.5	3	6	2	0	1	16	11.5
11.26.24	VS. ARIZONA	*	18:04	1-4	.250	0-2	.000	1-2	.500	2	1	3	3.4	2	0	4	0	0	3	10.3
11.27.24	VS. MICHIGAN ST.	*	28:38	2-8	.250	0-2	.000	0-0	.000	0	1	1	3.1	3	1	2	0	2	4	9.5
12.1.24	APPALACHIAN ST.		16:07	2-8	.250	1-5	.200	1-1	1.000	0	2	2	3.0	2	1	2	0	0	6	9.1
12.4.24	AT MIAMI		19:50	3-4	.750	1-1	1.000	0-0	.000	0	0	0	2.7	1	3	1	0	0	7	8.9
12.14.24	EVANSVILLE		21:51	1-5	.200	0-2	.000	2-2	1.000	1	2	3	2.7	1	1	0	0	3	4	8.5
12.19.24	AT DAYTON		31:31	7-14	.500	3-7	.429	8-10	.800	3	2	5	2.9	2	1	0	0	3	25	9.8
12.21.24	WEST GEORGIA		11:26	0-6	.000	0-1	.000	2-2	1.000	2	1	3	2.9	0	1	0	0	1	2	9.2
12.29.24	ALABAMA A&M																			
1.2.25	GEORGIA																			
1.5.25	KENTUCKY																			
1.9.25	AT OLE MISS																			
1.13.25	AT LSU																			
1.19.25	TENNESSEE																			
1.23.25	ARKANSAS																			
1.26.25	AT ALABAMA																			
1.30.25	AT FLORIDA																			
2.2.25	OLE MISS																			
2.6.25	AT TEXAS																			
2.13.25	MISSISSIPPI STATE																			
2.16.25	AT AUBURN																			
2.20.25	AT OKLAHOMA																			
2.23.25	SOUTH CAROLINA																			
2.27.25	TEXAS A&M																			
3.2.25	AT MISSOURI																			
TOTAL		4	313:28	41-95	.432	12-34	.353	26-29	.897	12	26	38	2.9	25	24	26	1	23	120	9.2

CAREER STATS

YEAR	GP	GS	MIN	AVG	FG	FGA	PCT	3FG	3FGA	3PCT	FT	FTA	PCT	OFF	DEF	TOT	AVG	PF	FO	AST	TO	BLK	STL	PTS	AVG
2023-24	11	0	217	19.7	31	73	.425	10	28	.357	4	6	.667	5	11	16	1.5	22	0	13	14	0	15	76	6.9
2024-25	13	4	313	24.1	41	95	.432	12	34	.353	26	29	.897	12	26	38	2.9	25	0	24	26	1	23	120	9.2
CAREER	24	4	531	22.1	72	168	.429	22	62	.355	30	35	.857	17	37	54	2.3	47	0	37	40	1	38	196	8.2



12 KHAMIL PIERRE

@khamil.Pierre
@KhamilPierre

F // 6-2 // So. // Phoenix, Ariz. (Perry HS)

SEASON HIGHS

Points // 42, Evansville (12/14/24)
 FG Made // 19, Evansville (12/14/24)
 FG Attempts // 28, Evansville (12/14/24)
 3-Pt Made // --
 3-Pt Attempt // 1 (2x), Last: Butler (11/17/24)
 FT Made // 6 (2x), Last: at Miami (12/04/24)
 FT Attempt // 9, vs. Arizona (11/26/24)
 Rebounds // 18, Evansville (12/14/24)
 Assists // 5, at Dayton (12/19/24)
 Steals // 8, Evansville (12/14/24)
 Blocks // 1, Evansville (12/14/24)
 Minutes // 36 (2x), Last: at Miami (12/04/24)

CAREER HIGHS

Points // 42, Evansville (12/14/24)
 FG Made // 19, Evansville (12/14/24)
 FG Attempts // 28, Evansville (12/14/24)
 3-Pt Made // 1 (2x), Last: at Texas A&M (02/15/24)
 3-Pt Attempt // 1 (11x), Last: Butler (11/17/24)
 FT Made // 9, LSU (02/08/24)
 FT Attempt // 10, LSU (02/08/24)
 Rebounds // 18, Evansville (12/14/24)
 Assists // 5, at Dayton (12/19/24)
 Steals // 8, Evansville (12/14/24)
 Blocks // 2 (4x), Last: vs. Florida (03/07/24)
 Minutes // 36 (2x), Last: at Miami (12/04/24)

- USBWA National Players of the Week Team - Dec. 17
- Two-time SEC Player of the Week - Nov. 26, Dec. 17
- Ranks second in NCAA Division I in double-doubles with nine
- Comes into Sunday on a 15-game double-digit scoring streak
- Only NCAA Division I player averaging over 22.0 ppg & 11.5 rpg in '24-25
- Collected a double-double 4-straight games and in 7 of her last 8 games
- Scored a school-record 42 pts vs. Evansville on Dec. 14

SUPERLATIVES		24-25 CAREER		SUPERLATIVES		24-25 CAREER	
10+ POINTS	12	26	3+ STEALS	10	13		
15+ POINTS	11	16	2+ BLOCKS	--	4		
20+ POINTS	8	9	DOUBLE-DOUBLES	10	14		
30+ POINTS	1	1	LED VANDY IN PTS	7	11		
40+ POINTS	1	1	LED VANDY IN REB	12	20		
10+ REBS	10	14	LED VANDY IN AST	1	1		
3+ ASSISTS	5	7	LED VANDY IN STL	7	10		
			LED VANDY IN BLK	--	7		

GAME-BY-GAME

DATE	OPPONENT	GS	MIN	FGM/A	FG%	3FG/A	3P%	FTM/A	FG%	OFF	DEF	TOT	AVG	PF	AST	T/O	BLK	STL	PTS	AVG	
11.4.24	LIPSCOMB	*	23:39	12-17	.706	0-0	.000	1-1	1.000	6	8	14	14.0	4	1	2	0	5	25	25.0	
11.8.24	AUSTIN PEAY	*	18:11	5-9	.556	0-0	.000	3-5	.600	3	7	10	12.0	0	0	2	0	0	13	19.0	
11.14.24	AT SOUTH FLORIDA	*	27:40	8-16	.500	0-1	.000	1-2	.500	2	8	10	11.3	2	0	1	0	1	17	18.3	
11.17.24	BUTLER	*	23:18	9-15	.600	0-1	.000	6-8	.750	2	6	8	10.5	2	3	1	0	4	24	19.8	
11.20.24	HAMPTON	*	27:20	7-14	.500	0-0	.000	1-1	1.000	6	6	12	10.8	2	0	1	0	3	15	18.8	
11.22.24	SAMFORD	*	23:46	10-16	.625	0-0	.000	1-3	.333	4	8	12	11.0	2	1	2	0	4	21	19.2	
11.26.24	VS. ARIZONA	*	36:12	10-18	.556	0-0	.000	5-9	.556	3	12	15	11.6	3	3	5	0	7	25	20.0	
11.27.24	VS. MICHIGAN ST.	*	29:15	8-14	.571	0-0	.000	3-5	.600	4	2	6	10.9	5	4	1	0	4	19	19.9	
12.1.24	APPALACHIAN ST.																				
12.4.24	AT MIAMI	*	35:45	11-17	.647	0-0	.000	6-8	.750	8	5	13	11.1	3	0	3	0	4	28	20.8	
12.14.24	EVANSVILLE	*	32:32	19-28	.679	0-0	.000	4-6	.667	9	9	18	11.8	4	1	1	1	8	42	22.9	
12.19.24	AT DAYTON	*	29:31	7-19	.368	0-0	.000	0-0	.000	5	5	10	11.6	2	5	0	0	4	14	22.1	
12.21.24	WEST GEORGIA	*	22:43	10-15	.667	0-0	.000	3-4	.750	4	6	10	11.5	4	3	1	1	3	23	22.2	
12.29.24	ALABAMA A&M																				
1.2.25	GEORGIA																				
1.5.25	KENTUCKY																				
1.9.25	AT OLE MISS																				
1.13.25	AT LSU																				
1.19.25	TENNESSEE																				
1.23.25	ARKANSAS																				
1.26.25	AT ALABAMA																				
1.30.25	AT FLORIDA																				
2.2.25	OLE MISS																				
2.6.25	AT TEXAS																				
2.13.25	MISSISSIPPI STATE																				
2.16.25	AT AUBURN																				
2.20.25	AT OKLAHOMA																				
2.23.25	SOUTH CAROLINA																				
2.27.25	TEXAS A&M																				
3.2.25	AT MISSOURI																				
TOTAL			12	329:51	116-198	.586	0-2	.000	34-52	.654	56	82	138	11.5	33	21	20	2	47	266	22.2

CAREER STATS

YEAR	GP	GS	MIN	AVG	FG	FGA	PCT	3FG	3FGA	3PCT	FT	FTA	PCT	OFF	DEF	TOT	AVG	PF	FO	AST	TO	BLK	STL	PTS	AVG
2023-24	33	11	634	19.2	112	267	.419	2	9	.222	68	102	.667	63	112	175	5.3	86	2	22	55	15	33	294	8.9
2024-25	12	12	330	27.5	116	198	.586	0	2	.000	34	52	.654	56	82	138	11.5	33	1	21	20	2	47	266	22.2
CAREER	45	23	964	21.	228	465	.490	2	11	.182	102	154	.662	119	194	313	7.0	119	3	43	75	17	80	560	12.4



13 JUSTINE PISSOTT

@justinepissott
 @j.usssssyyy
 @justinepissott

G/F // 6-4 // Jr. // Toms River, N.J. (Tennessee)

SEASON HIGHS

Points // 6, Samford (11/22/24)
FG Made // 2, Samford (11/22/24)
FG Attempts // 5, Hampton (11/20/24)
3-Pt Made // 2, Samford (11/22/24)
3-Pt Attempt // 3, Hampton (11/20/24)
FT Made // 2, Butler (11/17/24)
FT Attempt // 2 (2x), Last: West Georgia (12/21/24)
Rebounds // 7, Appalachian State (12/1/24)
Assists // 1 (3x), Last: West Georgia (12/21/24)
Steals // 1 (3x), Last: West Georgia (12/21/24)
Blocks // --
Minutes // 14, Butler (11/17/24)

CAREER HIGHS

Points // 17, Dayton (12/20/23)
FG Made // 6, Dayton (12/20/23)
FG Attempts // 13, Radford (12/31/23)
3-Pt Made // 5, Dayton (12/20/23)
3-Pt Attempt // 8, Georgia (03/03/24)
FT Made // 3, vs. Alabama State (11/20/23)
FT Attempt // 3, vs. Alabama State (11/20/23)
Rebounds // 7, Appalachian State (12/1/24)
Assists // 4 (2x), Last: at UT Martin (11/09/23)
Steals // 2 (2x), Last: at Missouri (02/29/24)
Blocks // 3, at UT Martin (11/09/23)
Minutes // 33 (2x), Last: Georgia (03/03/24)

- Pulled down a career-high 7 reb. vs. App State (Dec. 1)
- Made her 2024-25 debut vs. Butler on Nov. 17 and scored 4 pts
- Appeared in 33 games and made 28 starts in her first season at Vanderbilt in '23-24
- Registered double-digit points in eight games
- Averaged 1.6 3-pt FGM per game in '23-24
- Played one seasons at Tennessee

SUPERLATIVES

10+ POINTS	--	8
15+ POINTS	--	2
20+ POINTS	--	--
30+ POINTS	--	--
MADE 3+ 3-PT FG	--	10
10+ REBS	--	--
3+ ASSISTS	--	3

24-25 CAREER

--	8
--	2
--	--
--	--
--	10
--	--
--	3

SUPERLATIVES

3+ STEALS	--	--
2+ BLOCKS	--	2
DOUBLE-DOUBLES	--	--
LED VANDY IN PTS	--	--
LED VANDY IN REB	1	1
LED VANDY IN AST	--	--
LED VANDY IN STL	--	--
LED VANDY IN BLK	--	9

GAME-BY-GAME

DATE	OPPONENT	GS	MIN	FGM/A	FG%	3FG/A	3P%	FTM/A	FG%	OFF	DEF	TOT	AVG	PF	AST	T/O	BLK	STL	PTS	AVG	
11.4.24	LIPSCOMB																				
11.8.24	AUSTIN PEAY																				
11.14.24	AT SOUTH FLORIDA																				
11.17.24	BUTLER		14:22	1-4	.250	0-2	.000	2-2	1.000	2	4	6	6.0	2	0	1	0	0	4	4.0	
11.20.24	HAMPTON		09:51	1-5	.200	1-3	.333	0-0	.000	1	1	2	4.0	2	0	0	0	1	3	3.5	
11.22.24	SAMFORD		05:59	2-2	1.000	2-2	1.000	0-0	.000	0	0	0	2.7	0	0	0	0	0	6	4.3	
11.26.24	VS. ARIZONA		04:06	1-2	.500	0-1	.000	0-0	.000	0	0	0	2.0	0	0	0	0	0	2	3.8	
11.27.24	VS. MICHIGAN ST.		04:53	0-1	.000	0-1	.000	0-0	.000	0	1	1	1.8	0	1	0	0	1	0	3.0	
12.1.24	APPALACHIAN ST.		16:19	1-7	.143	1-6	.167	0-0	.000	2	5	7	2.7	0	1	0	0	0	3	3.0	
12.4.24	AT MIAMI																				
12.14.24	EVANSVILLE		07:29	1-3	.333	0-1	.000	0-0	.000	1	0	1	2.4	0	0	0	0	0	2	2.9	
12.19.24	AT DAYTON																				
12.21.24	WEST GEORGIA		11:13	1-2	.500	1-1	1.000	0-2	.000	1	4	5	2.8	1	1	1	0	1	3	2.9	
12.29.24	ALABAMA A&M																				
1.2.25	GEORGIA																				
1.5.25	KENTUCKY																				
1.9.25	AT OLE MISS																				
1.13.25	AT LSU																				
1.19.25	TENNESSEE																				
1.23.25	ARKANSAS																				
1.26.25	AT ALABAMA																				
1.30.25	AT FLORIDA																				
2.2.25	OLE MISS																				
2.6.25	AT TEXAS																				
2.13.25	MISSISSIPPI STATE																				
2.16.25	AT AUBURN																				
2.20.25	AT OKLAHOMA																				
2.23.25	SOUTH CAROLINA																				
2.27.25	TEXAS A&M																				
3.2.25	AT MISSOURI																				
TOTAL		0	74:12	8-26	.308	5-17	.294	2-4	.500	7	15	22	2.8	5	3	2	0	3	23	2.9	

CAREER STATS

YEAR	GP	GS	MIN	AVG	FG	FGA	PCT	3FG	3FGA	3PCT	FT	FTA	PCT	OFF	DEF	TOT	AVG	PF	FO	AST	TO	BLK	STL	PTS	AVG
2022-23*	27	0	189	7.0	20	60	.333	12	46	.261	2	2	1.000	6	20	26	1.0	20	0	10	12	4	1	54	2.0
2023-24	33	28	698	21.2	80	225	.356	52	141	.369	12	16	.750	14	57	71	2.2	54	1	25	40	17	10	224	6.8
2024-25	8	0	74	9.3	8	26	.308	5	17	.294	2	4	.500	7	15	22	2.8	5	0	3	2	0	3	23	2.9
VANDY	41	28	773	18.8	88	251	.351	57	158	.361	14	20	.700	21	72	93	2.3	59	1	28	42	17	13	247	6.0
CAREER	68	28	962	14.1	108	311	.347	69	204	.338	16	22	.727	27	92	119	1.8	79	1	38	54	21	14	301	4.4

*at Tennessee





14 AIYANA MITCHELL

@AiyanaMitchell17
@aiyanamitchell12
@aiyanajm22

F // 6-4 // So. // Colorado Springs, Colo. (Fountain-Fort Carson HS)

SEASON HIGHS

Points // 10 (2x), Last: Appalachian St. (12/1/24)
 FG Made // 4 (2x), Last: Appalachian St. (12/1/24)
 FG Attempts // 10, Appalachian St. (12/1/24)
 3-Pt Made // --
 3-Pt Attempt // --
 FT Made // 5, vs. Arizona (11/26/24)
 FT Attempt // 6, vs. Arizona (11/26/24)
 Rebounds // 6 (2x), Last: Appalachian St. (12/1/24)
 Assists // 2, West Georgia (12/21/24)
 Steals // 3, Samford (11/22/24)
 Blocks // 2 (2x), Last: West Georgia (12/21/24)
 Minutes // 20, Appalachian St. (12/1/24)

CAREER HIGHS

Points // 10 (2x), Last: Appalachian St. (12/1/24)
 FG Made // 4 (2x), Last: Appalachian St. (12/1/24)
 FG Attempts // 10, Appalachian St. (12/1/24)
 3-Pt Made // --
 3-Pt Attempt // --
 FT Made // 5, vs. Arizona (11/26/24)
 FT Attempt // 6, vs. Arizona (11/26/24)
 Rebounds // 6 (2x), Last: Appalachian St. (12/1/24)
 Assists // 2, West Georgia (12/21/24)
 Steals // 3, Samford (11/22/24)
 Blocks // 2 (2x), Last: West Georgia (12/21/24)
 Minutes // 20, Appalachian St. (12/1/24)

- Scored a career-high 10 points vs. Samford (Nov. 22) & App State (Dec. 1)
- Made her first career start vs. App State on Dec. 1 and matched her career-high in points scored with 10 pts
- Recorded a career-best 6 reb vs. Mich. State (Nov. 27) & App State (Dec. 1)
- Averaging a career-high 5.5 ppg and 3.5 rpg in 13 games in '24-25
- Registered 8 pts vs. Lipscomb in the '24-25 season opener
- Appeared in 15 games as a true freshman

	SUPERLATIVES	24-25 CAREER	SUPERLATIVES	24-25 CAREER
10+ POINTS	2	2	3+ STEALS	--
15+ POINTS	--	--	2+ BLOCKS	2
20+ POINTS	--	--	DOUBLE-DOUBLES	--
30+ POINTS	--	--	LED VANDY IN PTS	--
MADE 3+ 3-PT FG	--	--	LED VANDY IN REB	1
10+ REBS	--	--	LED VANDY IN AST	--
3+ ASSISTS	--	--	LED VANDY IN STL	--
			LED VANDY IN BLK	4

GAME-BY-GAME

DATE	OPPONENT	GS	MIN	FGM/A	FG%	3FG/A	3P%	FTM/A	FG%	OFF	DEF	TOT	AVG	PF	AST	T/O	BLK	STL	PTS	AVG
11.4.24	LIPSCOMB		11:58	3-4	.750	0-0	.000	2-5	.400	1	1	2	2.0	0	0	0	1	0	8	8.0
11.8.24	AUSTIN PEAY		16:19	2-4	.500	0-0	.000	1-2	.500	2	2	4	3.0	2	0	0	0	0	5	6.5
11.14.24	AT SOUTH FLORIDA		12:20	1-3	.333	0-0	.000	0-0	.000	3	2	5	3.7	1	0	0	0	1	2	5.0
11.17.24	BUTLER		14:11	3-5	.600	0-0	.000	0-1	.000	4	1	5	4.0	0	1	3	0	0	6	5.3
11.20.24	HAMPTON		12:33	2-2	1.000	0-0	.000	0-0	.000	0	1	1	3.4	0	1	0	0	0	4	5.0
11.22.24	SAMFORD		14:45	4-8	.500	0-0	.000	2-4	.500	2	0	2	3.2	2	0	1	1	3	10	5.8
11.26.24	VS. ARIZONA		04:01	0-0	.000	0-0	.000	5-6	.833	2	0	2	3.0	3	0	1	0	0	5	5.7
11.27.24	VS. MICHIGAN ST.		10:45	3-3	1.000	0-0	.000	0-0	.000	2	4	6	3.4	4	0	2	1	1	6	5.8
12.1.24	APPALACHIAN ST. *		20:01	4-10	.400	0-0	.000	2-2	1.000	4	2	6	3.7	2	0	0	0	0	10	6.2
12.4.24	AT MIAMI		02:11	1-1	1.000	0-0	.000	0-0	.000	0	0	0	3.3	2	0	1	0	0	2	5.8
12.14.24	EVANSVILLE		12:17	2-3	.667	0-0	.000	0-0	.000	1	3	4	3.4	1	0	0	2	2	4	5.6
12.19.24	AT DAYTON		12:09	1-1	1.000	0-0	.000	0-0	.000	1	2	3	3.3	1	0	0	0	1	2	5.3
12.21.24	WEST GEORGIA		16:07	2-4	.500	0-0	.000	4-4	1.000	3	2	5	3.5	0	2	0	2	0	8	5.5
12.29.24	ALABAMA A&M																			
1.2.25	GEORGIA																			
1.5.25	KENTUCKY																			
1.9.25	AT OLE MISS																			
1.13.25	AT LSU																			
1.19.25	TENNESSEE																			
1.23.25	ARKANSAS																			
1.26.25	AT ALABAMA																			
1.30.25	AT FLORIDA																			
2.2.25	OLE MISS																			
2.6.25	AT TEXAS																			
2.13.25	MISSISSIPPI STATE																			
2.16.25	AT AUBURN																			
2.20.25	AT OKLAHOMA																			
2.23.25	SOUTH CAROLINA																			
2.27.25	TEXAS A&M																			
3.2.25	AT MISSOURI																			
TOTAL		1	159:38	28-48	.583	0-0	.000	16-24	.667	25	20	45	3.5	18	4	8	7	8	72	5.5

CAREER STATS

YEAR	GP	GS	MIN	AVG	FG	FGA	PCT	3FG	3FGA	3PCT	FT	FTA	PCT	OFF	DEF	TOT	AVG	PF	FO	AST	TO	BLK	STL	PTS	AVG
2023-24	15	0	58	3.9	6	11	.545	0	0	.000	2	4	.500	4	7	11	0.7	10	0	0	3	4	0	14	0.9
2024-25	13	1	160	12.3	28	48	.583	0	0	.000	16	24	.667	25	20	45	3.5	18	0	4	8	7	8	72	5.5
CAREER	28	1	218	7.8	34	59	.576	0	0	.000	18	28	.643	29	27	56	2.0	28	0	4	11	11	8	86	3.1



23 IYANA MOORE

@iyanamoore_
 @yanam23
 @imoore_23

G // 5-8 // Sr. // Milwaukee, Wis. (Blackman HS)**SEASON HIGHS**

Points // 17, vs. Michigan State (11/27/24)
 FG Made // 6, Lipscomb (11/4/24)
 FG Attempts // 20, vs. Michigan State (11/27/24)
 3-Pt Made // 4, at Dayton (12/19/24)
 3-Pt Attempt // 9 (3x), Last: West Georgia (12/21/24)
 FT Made // 5 (2x), Last: vs. Michigan State (11/27/24)
 FT Attempt // 7, vs. Michigan State (11/27/24)
 Rebounds // 6 (2x), Last: Samford (11/22/24)
 Assists // 7, at Miami (12/04/24)
 Steals // 3, vs. Arizona (11/26/24)
 Blocks // 1 (2x), Last: Evansville (12/14/24)
 Minutes // 40, vs. Michigan State (11/27/24)

CAREER HIGHS

Points // 37, at Kentucky (01/11/14)
 FG Made // 14, at Kentucky (01/11/14)
 FG Attempts // 21, Alabama State (12/28/21)
 3-Pt Made // 9, Alabama State (12/28/21)
 3-Pt Attempt // 12, Alabama State (12/28/21)
 FT Made // 9, vs. Iowa State (11/24/23)
 FT Attempt // 10, vs. Iowa State (11/24/23)
 Rebounds // 9, at Missouri (02/29/24)
 Assists // 8, at Kentucky (02/17/22)
 Steals // 4 (4x), Last: Fairfield (11/12/23)
 Blocks // 1 (10x), Last: Evansville (12/14/24)
 Minutes // 43, Alabama (02/06/22)

- Third on the team in scoring at 11.8 ppg
- Her 1,055 pts ranks 34th in Vanderbilt history
- Became the 42nd Commodore to score 1,000 pts on Dec. 1 vs. App State
- Scored a season-high 17 pts vs. Michigan State (Nov. 27)
- All-SEC Second Team ('24)
- Comes into Sunday on a 6-game double-digit scoring streak

SUPERLATIVES		24-25 CAREER		SUPERLATIVES		24-25 CAREER	
10+ POINTS	10	53	3+ STEALS	1	13		
15+ POINTS	4	31	2+ BLOCKS	--	--		
20+ POINTS	--	13	DOUBLE-DOUBLES	--	--		
30+ POINTS	--	2	LED VANDY IN PTS	1	30		
MADE 3+ 3-PT FG	6	26	LED VANDY IN REB	--	--		
10+ REBS	--	--	LED VANDY IN AST	2	14		
3+ ASSISTS	6	37	LED VANDY IN STL	--	9		
			LED VANDY IN BLK	1	5		

GAME-BY-GAME

DATE	OPPONENT	GS	MIN	FGM/A	FG%	3FG/A	3P%	FTM/A	FG%	OFF	DEF	TOT	AVG	PF	AST	T/O	BLK	STL	PTS	AVG	
11.4.24	LIPSCOMB	*	27:18	6-12	.500	2-4	.500	1-1	1.000	3	3	6	6.0	1	1	1	0	1	15	15.0	
11.8.24	AUSTIN PEAY	*	24:23	5-8	.625	1-3	.333	5-6	.833	1	2	3	4.5	3	3	2	0	0	16	15.5	
11.14.24	AT SOUTH FLORIDA		12:04	1-3	.333	0-2	.000	0-2	.000	0	0	0	3.0	2	0	0	0	0	2	11.0	
11.17.24	BUTLER																				
11.20.24	HAMPTON	*	22:16	5-10	.500	2-7	.286	0-0	.000	0	3	3	3.0	0	1	1	0	0	12	11.3	
11.22.24	SAMFORD	*	34:08	4-10	.400	3-7	.429	0-0	.000	1	5	6	3.6	3	2	1	0	1	11	11.2	
11.26.24	VS. ARIZONA	*	37:20	1-9	.111	1-2	.500	0-0	.000	0	0	0	3.0	3	4	7	0	3	3	9.8	
11.27.24	VS. MICHIGAN ST.	*	40:00	5-20	.250	2-7	.286	5-7	.714	0	4	4	3.1	4	3	8	0	0	17	10.9	
12.1.24	APPALACHIAN ST.	*	25:43	4-11	.364	3-9	.333	2-2	1.000	0	2	2	3.0	1	2	1	0	0	13	11.1	
12.4.24	AT MIAMI	*	35:21	4-11	.364	3-6	.500	2-2	1.000	1	2	3	3.0	2	7	5	1	2	13	11.3	
12.14.24	EVANSVILLE	*	20:25	3-10	.300	1-7	.143	3-4	.750	0	1	1	2.8	4	3	0	1	0	10	11.2	
12.19.24	AT DAYTON	*	38:36	5-16	.313	4-9	.444	0-0	.000	0	3	3	2.8	2	4	3	0	1	14	11.5	
12.21.24	WEST GEORGIA	*	21:29	5-16	.313	3-9	.333	3-4	.750	1	1	2	2.8	0	0	2	0	1	16	11.8	
12.29.24	ALABAMA A&M																				
1.2.25	GEORGIA																				
1.5.25	KENTUCKY																				
1.9.25	AT OLE MISS																				
1.13.25	AT LSU																				
1.19.25	TENNESSEE																				
1.23.25	ARKANSAS																				
1.26.25	AT ALABAMA																				
1.30.25	AT FLORIDA																				
2.2.25	OLE MISS																				
2.6.25	AT TEXAS																				
2.13.25	MISSISSIPPI STATE																				
2.16.25	AT AUBURN																				
2.20.25	AT OKLAHOMA																				
2.23.25	SOUTH CAROLINA																				
2.27.25	TEXAS A&M																				
3.2.25	AT MISSOURI																				
TOTAL			11	339:03	48-136	.353	25-72	.347	21-28	.750	7	26	33	2.8	25	30	31	2	9	142	11.8

CAREER STATS

YEAR	GP	GS	MIN	AVG	FG	FGA	PCT	3FG	3FGA	3PCT	FT	FTA	PCT	OFF	DEF	TOT	AVG	PF	FO	AST	TO	BLK	STL	PTS	AVG	
2021-22	35	17	1136	32.5	148	396	.374	79	207	.382	69	86	.802	32	71	103	2.9	67	1	89	99	6	55	444	12.7	
2022-23																										
MISSED SEASON DUE TO INJURY																										
2023-24	33	33	1089	33.0	151	399	.378	57	171	.333	110	133	.827	32	83	115	3.5	81	0	91	83	3	45	469	14.2	
2024-25	12	11	339	28.3	48	136	.353	25	72	.347	21	28	.750	7	26	33	2.8	25	0	30	31	2	9	142	11.8	
TOTAL	80	61	2565	32.1	347	931	.373	161	450	.358	200	247	.810	71	180	251	3.1	173	1	210	213	11	109	1055	13.2	





24 AGA MAKURAT

@a.makurat24

G // 6-3 // So. // Sierakowice, Poland (Sopocka Akademia Tenisowa)

SEASON HIGHS

Points // 10, App State (12/1/24)
 FG Made // 4, App State (12/1/24)
 FG Attempts // 8 (2x), Last: App State (12/1/24)
 3-Pt Made // 2 (2x), Last: Hampton (11/20/24)
 3-Pt Attempt // 6, at South Florida (11/14/24)
 FT Made // 1, App State (12/1/24)
 FT Attempt // 1, App State (12/1/24)
 Rebounds // 5 (2x), Last: West Georgia (12/21/24)
 Assists // 3, App State (12/1/24)
 Steals // 1, Butler (11/17/24)
 Blocks // 2 (2x), Last: Hampton (11/20/24)
 Minutes // 20, App State (12/1/24)

CAREER HIGHS

Points // 18 (2x), Last: at South Carolina (01/28/24)
 FG Made // 6, at South Carolina (01/28/24)
 FG Attempts // 9 (3x), Last: at South Carolina (01/28/24)
 3-Pt Made // 5, Western Kentucky (11/15/23)
 3-Pt Attempt // 7 (2x), Last: at South Carolina (01/28/24)
 FT Made // 3, Western Kentucky (11/15/23)
 FT Attempt // 4, Western Kentucky (11/15/23)
 Rebounds // 7, at South Carolina (01/28/24)
 Assists // 3 (3x), Last: App State (12/1/24)
 Steals // 2, Kennesaw State (11/06/23)
 Blocks // 3, Florida (01/07/24)
 Minutes // 24, at South Carolina (01/28/24)

- Scored a season-high 10 pts vs. App State (Dec. 1)
- Appeared in 42 games and made three starts at Vanderbilt
- Made 29 3-pointers in '23-24
- Shot 32.2% from behind the arc in '23-24
- Vanderbilt was 3-0 in games she started
- Led the Commodores in scoring twice in '23-24

	24-25 CAREER		24-25 CAREER	
10+ POINTS	1	4	3+ STEALS	--
15+ POINTS	--	2	2+ BLOCKS	2
20+ POINTS	--	--	DOUBLE-DOUBLES	--
30+ POINTS	--	--	LED VANDY IN PTS	2
MADE 3+ 3-PT FG	--	3	LED VANDY IN REB	1
10+ REBS	--	--	LED VANDY IN AST	--
3+ ASSISTS	1	3	LED VANDY IN STL	--
			LED VANDY IN BLK	7

GAME-BY-GAME

DATE	OPPONENT	GS	MIN	FGM/A	FG%	3FG/A	3P%	FTM/A	FG%	OFF	DEF	TOT	AVG	PF	AST	T/O	BLK	STL	PTS	AVG
11.4.24	LIPSCOMB		18:13	1-8	.125	1-5	.200	0-0	.000	1	3	4	4.0	1	0	1	0	0	3	3.0
11.8.24	AUSTIN PEAY		17:21	2-5	.400	2-5	.400	0-0	.000	0	4	4	4.0	1	2	1	2	0	6	4.5
11.14.24	AT SOUTH FLORIDA		14:16	1-7	.143	0-6	.000	0-0	.000	1	1	2	3.3	0	0	0	0	0	2	3.7
11.17.24	BUTLER		07:12	1-2	.500	1-1	1.000	0-0	.000	0	0	0	2.5	1	1	1	0	1	3	3.5
11.20.24	HAMPTON		16:30	2-5	.400	2-5	.400	0-0	.000	1	4	5	3.0	0	1	0	2	0	6	4.0
11.22.24	SAMFORD		04:02	0-2	.000	0-1	.000	0-0	.000	0	1	1	2.7	0	0	1	0	0	0	3.3
11.26.24	VS. ARIZONA																			
11.27.24	VS. MICHIGAN ST.																			
12.1.24	APPALACHIAN ST.		19:47	4-8	.500	1-4	.250	1-1	1.000	1	3	4	2.9	0	3	1	0	1	10	4.3
12.4.24	AT MIAMI																			
12.14.24	EVANSVILLE		07:45	0-3	.000	0-3	.000	0-0	.000	0	2	2	2.8	0	0	1	0	0	0	3.8
12.19.24	AT DAYTON																			
12.21.24	WEST GEORGIA		16:42	0-4	.000	0-4	.000	0-0	.000	3	2	5	3.0	0	2	1	1	0	0	3.3
12.29.24	ALABAMA A&M																			
1.2.25	GEORGIA																			
1.5.25	KENTUCKY																			
1.9.25	AT OLE MISS																			
1.13.25	AT LSU																			
1.19.25	TENNESSEE																			
1.23.25	ARKANSAS																			
1.26.25	AT ALABAMA																			
1.30.25	AT FLORIDA																			
2.2.25	OLE MISS																			
2.6.25	AT TEXAS																			
2.13.25	MISSISSIPPI STATE																			
2.16.25	AT AUBURN																			
2.20.25	AT OKLAHOMA																			
2.23.25	SOUTH CAROLINA																			
2.27.25	TEXAS A&M																			
3.2.25	AT MISSOURI																			
TOTAL		0	121:49	11-44	.250	7-34	.206	1-1	1.000	7	20	27	3.0	3	9	7	5	2	30	3.3

CAREER STATS

YEAR	GP	GS	MIN	AVG	FG	FGA	PCT	3FG	3FGA	3PCT	FT	FTA	PCT	OFF	DEF	TOT	AVG	PF	FO	AST	TO	BLK	STL	PTS	AVG
2023-24	33	3	469	14.2	44	129	.341	29	90	.322	11	14	.786	12	37	49	1.5	29	0	19	32	13	10	128	3.9
2024-25	9	0	122	13.5	11	44	.250	7	34	.206	1	1	1.000	7	20	27	3.0	3	0	9	7	5	2	30	3.3
CAREER	42	3	591	14.1	55	173	.318	36	124	.290	12	15	.800	19	57	76	1.8	32	0	28	39	18	12	158	3.8



30 TRINITY WILSON

@trinityy.wilsonn
 @trinitywilson_bts
 @TrinityWilson30

F // 6-3 // Fr. // Lakeville, Minn. (Lakeville North HS)**SEASON HIGHS**

Points // 6, West Georgia (12/21/24)
 FG Made // 3, West Georgia (12/21/24)
 FG Attempts // 5, West Georgia (12/21/24)
 3-Pt Made // --
 3-Pt Attempt // --
 FT Made // 1, App State (12/1/24)
 FT Attempt // 2, Austin Peay (11/8/24)
 Rebounds // 5 (2x), Last: Austin Peay (11/8/24)
 Assists // 1 (4x), Last: West Georgia (12/21/24)
 Steals // --
 Blocks // 1 (2x), Last: West Georgia (12/21/24)
 Minutes // 11, Lipscomb (11/4/24)

CAREER HIGHS

Points // 6, West Georgia (12/21/24)
 FG Made // 3, West Georgia (12/21/24)
 FG Attempts // 5, West Georgia (12/21/24)
 3-Pt Made // --
 3-Pt Attempt // --
 FT Made // 1, App State (12/1/24)
 FT Attempt // 2, Austin Peay (11/8/24)
 Rebounds // 5 (2x), Last: Austin Peay (11/8/24)
 Assists // 1 (4x), Last: West Georgia (12/21/24)
 Steals // --
 Blocks // 1 (2x), Last: West Georgia (12/21/24)
 Minutes // 11, Lipscomb (11/4/24)

- Pulled down 5 reb and scored 2 pts in her debut vs. Lipscomb (11/4/24)
- Scored a career-high six points vs. West Georgia on 12.21
- Ranked the fifth-best player in Minnesota according to PrepGirlsHoops.com
- Selected to Minnesota All-Star Basketball Game
- Collected over 1,000 pts and 1,000 reb during her prep career
- All-state honorable mention ('23)

SUPERLATIVES

10+ POINTS -- --
 15+ POINTS -- --
 20+ POINTS -- --
 30+ POINTS -- --
 MADE 3+ 3-PT FG -- --
 10+ REBS -- --
 3+ ASSISTS -- --

24-25 CAREER

-- --
 -- --
 -- --
 -- --
 -- --
 -- --
 -- --

SUPERLATIVES

3+ STEALS -- --
 2+ BLOCKS -- --
 DOUBLE-DOUBLES -- --
 LED VANDY IN PTS -- --
 LED VANDY IN REB -- --
 LED VANDY IN AST -- --
 LED VANDY IN STL -- --
 LED VANDY IN BLK -- --

24-25 CAREER

-- --
 -- --
 -- --
 -- --
 -- --
 -- --
 -- --

GAME-BY-GAME

DATE	OPPONENT	GS	MIN	FGM/A	FG%	3FG/A	3P%	FTM/A	FG%	OFF	DEF	TOT	AVG	PF	AST	T/O	BLK	STL	PTS	AVG
11.4.24	LIPSCOMB		10:31	1-4	.250	0-0	.000	0-0	.000	2	3	5	5.0	1	1	1	0	0	2	2.0
11.8.24	AUSTIN PEAY		05:09	2-4	.500	0-0	.000	0-2	.000	2	3	5	5.0	1	0	0	0	0	4	3.0
11.14.24	AT SOUTH FLORIDA																			
11.17.24	BUTLER		02:31	0-0	.000	0-0	.000	0-0	.000	0	0	0	3.3	0	0	0	0	0	0	2.0
11.20.24	HAMPTON		03:57	0-1	.000	0-0	.000	0-0	.000	0	0	0	2.5	0	1	0	1	0	0	1.5
11.22.24	SAMFORD																			
11.26.24	VS. ARIZONA																			
11.27.24	VS. MICHIGAN ST.																			
12.1.24	APPALACHIAN ST.		08:30	1-4	.250	0-0	.000	1-1	1.000	0	0	0	2.0	0	1	0	0	0	3	1.8
12.4.24	AT MIAMI																			
12.14.24	EVANSVILLE		02:48	1-3	.333	0-0	.000	0-0	.000	1	1	2	2.0	0	0	0	0	0	2	1.8
12.19.24	AT DAYTON																			
12.21.24	WEST GEORGIA		06:43	3-5	.600	0-0	.000	0-0	.000	0	2	2	2.0	0	1	1	1	0	6	2.4
12.29.24	ALABAMA A&M																			
1.2.25	GEORGIA																			
1.5.25	KENTUCKY																			
1.9.25	AT OLE MISS																			
1.13.25	AT LSU																			
1.19.25	TENNESSEE																			
1.23.25	ARKANSAS																			
1.26.25	AT ALABAMA																			
1.30.25	AT FLORIDA																			
2.2.25	OLE MISS																			
2.6.25	AT TEXAS																			
2.13.25	MISSISSIPPI STATE																			
2.16.25	AT AUBURN																			
2.20.25	AT OKLAHOMA																			
2.23.25	SOUTH CAROLINA																			
2.27.25	TEXAS A&M																			
3.2.25	AT MISSOURI																			
TOTAL		0	40:09	8-21	.381	0-0	.000	1-3	.333	5	9	14	2.0	2	4	2	2	0	17	2.4

CAREER STATS

YEAR	GP	GS	MIN	AVG	FG	FGA	PCT	3FG	3FGA	3PCT	FT	FTA	PCT	OFF	DEF	TOT	AVG	PF	FO	AST	TO	BLK	STL	PTS	AVG
2024-25	7	0	40	5.7	8	21	.381	0	0	.000	1	3	.333	5	9	14	2.0	2	0	4	2	2	0	17	2.4
CAREER	7	0	40	5.7	8	21	.381	0	0	.000	1	3	.333	5	9	14	2.0	2	0	4	2	2	0	17	2.4





35 SACHA WASHINGTON

@sacha_washington
@sacha_washington
@sachaw33

F // 6-2 // Sr. // Lawrenceville, Ga. (Collins Hill HS)

SEASON HIGHS

Points // --
FG Made // --
FG Attempts // --
3-Pt Made // --
3-Pt Attempt // --
FT Made // --
FT Attempt // --
Rebounds // --
Assists // --
Steals // --
Blocks // --
Minutes // --

CAREER HIGHS

Points // 33, Louisiana Tech (12/03/23)
FG Made // 15, Louisiana Tech (12/03/23)
FG Attempts // 20, Louisiana Tech (12/03/23)
3-Pt Made // --
3-Pt Attempt // 1, Lipscomb (12/18/22)
FT Made // 10, Fairfield (11/12/23)
FT Attempt // 16, Fairfield (11/12/23)
Rebounds // 17, Fairfield (11/12/23)
Assists // 7, Fairfield (11/12/23)
Steals // 8, Louisiana Tech (12/03/23)
Blocks // 6, Dayton (12/20/23)
Minutes // 40, vs. Florida (03/07/24)

- Utilizing Medical Redshirt in '24-25
- Preseason Cheryl Miller Award Watch List ('25)
- Appeared in 99 games and made 72 starts in three seasons at Vanderbilt
- Averaged a career-best 12.1 ppg as a junior
- Led the team with 8 double-doubles in '23-24
- Led Vandy with 7.9 rpg in '23-24
- All-SEC freshman team ('22)

SUPERLATIVES	24-25 CAREER	SUPERLATIVES	24-25 CAREER
10+ POINTS	-- 48	3+ STEALS	-- 9
15+ POINTS	-- 20	2+ BLOCKS	-- 28
20+ POINTS	-- 6	DOUBLE-DOUBLES	-- 22
30+ POINTS	-- 1	LED VANDY IN PTS	-- 13
MADE 3+ 3-PT FG	-- --	LED VANDY IN REB	-- 53
10+ REBS	-- 24	LED VANDY IN AST	-- 5
3+ ASSISTS	-- 8	LED VANDY IN STL	-- 5
		LED VANDY IN BLK	-- 54

GAME-BY-GAME

DATE	OPPONENT	GS	MIN	FGM/A	FG%	3FG/A	3P%	FTM/A	FG%	OFF	DEF	TOT	AVG	PF	AST	T/O	BLK	STL	PTS	AVG	
11.4.24	LIPSCOMB																				
11.8.24	AUSTIN PEAY																				
11.14.24	AT SOUTH FLORIDA																				
11.17.24	BUTLER																				
11.20.24	HAMPTON																				
11.22.24	SAMFORD																				
11.26.24	VS. ARIZONA																				
11.27.24	VS. MICHIGAN ST.																				
12.1.24	APPALACHIAN ST.																				
12.4.24	AT MIAMI																				
12.14.24	EVANSVILLE																				
12.19.24	AT DAYTON																				
12.21.24	WEST GEORGIA																				
12.29.24	ALABAMA A&M																				
1.2.25	GEORGIA																				
1.5.25	KENTUCKY																				
1.9.25	AT OLE MISS																				
1.13.25	AT LSU																				
1.19.25	TENNESSEE																				
1.23.25	ARKANSAS																				
1.26.25	AT ALABAMA																				
1.30.25	AT FLORIDA																				
2.2.25	OLE MISS																				
2.6.25	AT TEXAS																				
2.13.25	MISSISSIPPI STATE																				
2.16.25	AT AUBURN																				
2.20.25	AT OKLAHOMA																				
2.23.25	SOUTH CAROLINA																				
2.27.25	TEXAS A&M																				
3.2.25	AT MISSOURI																				
TOTAL		0	00.00	0-0	.000	0-0	.000	0-0	.000	0	0	0	0.0	0	0	0	0	0	0	0	0.0

CAREER STATS

YEAR	GP	GS	MIN	AVG	FG	FGA	PCT	3FG	3FGA	3PCT	FT	FTA	PCT	OFF	DEF	TOT	AVG	PF	FO	AST	TO	BLK	STL	PTS	AVG
2021-22	35	8	708	20.2	104	224	.464	0	0	.000	58	85	.682	113	117	230	6.6	87	2	26	57	19	26	266	7.6
2022-23	31	31	798	25.7	136	294	.463	0	1	.000	72	114	.632	91	137	228	7.4	87	5	35	67	45	25	344	11.1
2023-24	33	33	959	29.1	163	310	.526	0	0	.000	72	117	.615	118	144	262	7.9	91	4	44	90	44	52	398	12.1
2024-25	--	--	--	--	--	--	--	--	--	--	--	--	--	--	--	--	--	--	--	--	--	--	--	--	--
CAREER	99	72	2465	24.9	403	828	.487	0	1	.000	202	316	.639	322	398	720	7.3	265	11	105	214	108	103	1008	10.2

GAME RECAPS

GAME 7 Vanderbilt vs. Arizona

Scoreboard for Game 7: Vanderbilt vs. Arizona. Vanderbilt 71, Arizona 60. Final score: 71-60.

DATE Nov. 26, 2024 SITE Acrisure Arena (Palm Springs, Calif.)

TIPOFF 3:30 p.m. END 5:32 p.m. ELAPSED 2:03 ATTENDANCE 450

DORES HOLD ON AGAINST WILDCATS

PALM SPRINGS, Calif. - Sophomore Khamil Pierre and Mikayla Blakes each had a 20-plus point performance in the first game of the 2024 Acrisure Classic to lift the Vanderbilt women's basketball team past Arizona, 71-60, Tuesday afternoon.

Vandy's underclass duo registered a combined 48 points as Pierre scored 25 points and Blakes tallied 23 points in the win over the Wildcats. It is the third time this season that the duo registered 20-plus points in the same game. Earlier in the day the pair swept the SEC weekly awards, as Pierre was named SEC Player of the Week and Blakes earned her second-straight SEC Freshman of the Week honor.

With the win, the Commodores improve to 7-0 on the year, while Arizona falls to 6-2 overall. Vanderbilt has now opened back-to-back seasons by winning their first seven games. The last time that happened was during the 1991-92 and 1992-93 campaigns.

Pierre registered her sixth double-double-double of the year to move back into a tie for the most in NCAA Division I this season with LSU's Aneesa Morrow. The Phoenix, Arizona, native scored a game-high 25 points and matched her career-best performance on the glass with 15 rebounds against her home-state team. It is the third-straight double-double for the 6-2 forward and extends her double-digit scoring streak to a career-high 10 games. Pierre flirted with a triple-double against the Wildcats, as she added a career-best seven steals to her stat line.

Blakes scored 23 points and dished out four steals in the victory. She extended her double-digit scoring streak to seven games to begin her Vandy career. She is the first Commodore since at least the 2009-10 season to open their Vanderbilt career by scoring 14-plus points and collecting multiple steals in their first seven games.

The Commodores were held to a season-low 71 points as Vandy shot 38.9 percent from the field. Arizona held a 43.1 percent shooting percentage, though the Dores forced them into 26 turnovers that turned into 29 points for Vanderbilt. Coach Ralph's team has forced at least 20 turnovers in every game during the 2024-25 campaign.

BOX SCORE

Box score for Game 7: Vanderbilt vs. Arizona. Includes player names, FG, 3P, FT, Rebounds, Fouls, TP, AS, TO, ST, Blocks, and Shooting by Period.

Box score for Game 7: Arizona vs. Vanderbilt. Includes player names, FG, 3P, FT, Rebounds, Fouls, TP, AS, TO, ST, Blocks, and Shooting by Period.

Summary statistics for Game 7: VANDY vs. ARI. Includes points from turnovers, lead changes, times tied, and time with lead.

INDIVIDUAL LEADERS

Individual leaders for Game 7: Points, Rebounds, Assists, Steals, Blocks. Lists top performers for both teams.

GAME 8 Vanderbilt vs. Michigan St.

Scoreboard for Game 8: Vanderbilt vs. Michigan St. Vanderbilt 78, Michigan St. 70. Final score: 78-70.

DATE Nov. 27, 2024 SITE Acrisure Arena (Palm Springs, Calif.)

TIPOFF 3:30 p.m. END 5:37 p.m. ELAPSED 2:08 ATTENDANCE 615

DORES DROP FIRST CONTEST OF 2024-25

PALM SPRINGS, Calif. - The Vanderbilt women's basketball team dropped its first contest of the 2024-25 season, as the Commodores fell to Michigan State, 78-70, in the championship game of the 2024 Acrisure Classic.

In a close contest featuring 14 lead changes, Michigan State used a late rally to down the Commodores. Vanderbilt held a 57-56 lead midway through the fourth quarter before the Spartans went on a 17-5 run over the next three minutes of play to take a 73-62 lead that the Dores could not overcome.

The loss moves Vanderbilt to 7-1 on the year, while Michigan State remains a perfect 8-0 overall.

Vandy had a quartet of players register double-digit points on Wednesday. Sophomore Khamil Pierre tallied a team-high 19 points to extend her career-long double-digit scoring streak to 12 games. She went 8-of-14 from the floor, collected a team-best four steals, and dished out a season-best four assists. Pierre was one of three Dores to pull down a team-best six rebounds as her three-game double-double streak came to an end on Wednesday.

Senior Ilyana Moore had a season-high 17-point performance in the loss. Freshman Mikayla Blakes extended her double-digit scoring streak to eight games to begin her career with a 13-point effort. Blakes added a pair of steals against the Spartans to remain the only Commodore since at least 2009-10 to start her Vandy career by scoring double-digit points and having multiple steals in each of their first eight games. Graduate student Jordyn Oliver tallied a season-best 10 points and matched Pierre with a team-high four assists.

Vanderbilt shot 40.6 percent from the field, while Michigan State posted a 43.1 percent shooting percentage. The Commodores forced 24 MSU turnovers, which turned into 23 points off turnovers. MSU outrebounded Vanderbilt 48-34 and had 20 offensive boards, which turned into 16 second-chance points for the Spartans.

BOX SCORE

Box score for Game 8: Michigan St. vs. Vanderbilt. Includes player names, FG, 3P, FT, Rebounds, Fouls, TP, AS, TO, ST, Blocks, and Shooting by Period.

Box score for Game 8: Vanderbilt vs. Michigan St. Includes player names, FG, 3P, FT, Rebounds, Fouls, TP, AS, TO, ST, Blocks, and Shooting by Period.

Summary statistics for Game 8: MSU vs. VANDY. Includes points from turnovers, lead changes, times tied, and time with lead.

INDIVIDUAL LEADERS

Individual leaders for Game 8: Points, Rebounds, Assists, Steals, Blocks. Lists top performers for both teams.

GAME 9 Vanderbilt vs. App State

Scoreboard for Game 9: Vanderbilt vs. App State. Vanderbilt 94, App State 40. Final score: 94-40.

DATE Dec. 1, 2024 SITE Memorial Gymnasium (Nashville, Tenn.)

TIPOFF 2 p.m. END 3:44 p.m. ELAPSED 1:44 ATTENDANCE 2,621

MOUNTAIN BLASTER

NASHVILLE, Tenn. - The Vanderbilt women's basketball team rolled to a 94-40 victory over Appalachian State Sunday afternoon at Memorial Gymnasium.

The Commodores outscored the Mountaineers 33-2 in the first quarter and never looked back. Vanderbilt posted its fourth 30-plus-point win of the season to improve to 8-1, while App State fell to 3-4.

The two points allowed by the Dores in the opening stanza were the fewest that Vanderbilt has allowed in any quarter in school history. The previous record was three points, which happened twice, once against Fordham on Dec. 30, 2015, and then again vs. Rutgers on Nov. 26, 2021, with both taking place in the second quarter. The NCAA switched from two halves to four quarters before the 2015-16 season.

Vanderbilt scored over 90 points in a game for the fifth time this season. A total of five players registered double-digit points against App State, as every Commodore that played on Sunday scored.

Freshman Mikayla Blakes led the charge with a 20-point performance. It is the fifth game this season that the guard has registered 20-plus points in a game. Blakes added a career-high seven steals and dished out six assists against the Mountaineers. She remains the only Commodore to score 10-plus points and collect multiple steals in each of their first nine games at Vandy.

Senior Ilyana Moore posted double-digit points for the fourth time over her last five games with 13 points. Her 13-point performance put her over 1,000 points career scored at Vanderbilt. She has amassed 1,002 career points in 76 games, as Moore is the 42nd Commodore to join the school's 1,000-point club.

Graduate student Jane Nwaba tallied 12 points, which marks the highest point total at Vanderbilt for the transfer. Sophomore Ayiana Mitchell made her first career start at Vanderbilt and matched career-best in points (10) and rebounds (6) in 20 minutes of action. Fellow sophomore Aga Makurat rounded out the group with a season-best 10 points.

Vanderbilt shot 42.9 percent from the field while holding Appalachian State to a 29.6 percent field goal percentage. The Commodores outrebounded the Mountaineers 48-36, which led to a 21-7 edge in second-chance points. The Dores collected 21 turnovers on Sunday, which turned into 33 points. Vanderbilt has forced opponents into 20 or more turnovers in every game this season.

BOX SCORE

Box score for Game 9: App State vs. Vanderbilt. Includes player names, FG, 3P, FT, Rebounds, Fouls, TP, AS, TO, ST, Blocks, and Shooting by Period.

Box score for Game 9: Vanderbilt vs. App State. Includes player names, FG, 3P, FT, Rebounds, Fouls, TP, AS, TO, ST, Blocks, and Shooting by Period.

Summary statistics for Game 9: APP ST vs. VANDY. Includes points from turnovers, lead changes, times tied, and time with lead.

INDIVIDUAL LEADERS

Individual leaders for Game 9: Points, Rebounds, Assists, Steals, Blocks. Lists top performers for both teams.



GAME RECAPS

GAME 12 Vanderbilt vs. West Georgia

	1	2	3	4	TOTAL
	14	13	25	16	68
	24	35	20	24	103

DATE Dec. 21, 2024 **SITE** Memorial Gymnasium (Nashville, Tenn.)

TIPOFF 11:00 a.m. **END** 12:43 p.m. **ELAPSED** 1:43
ATTENDANCE 2,634

DORES OUTRUN WOLVES

NASHVILLE, Tenn. - The Vanderbilt women's basketball team broke the 100-point plateau for the fourth time this season as the Commodores collected a 103-68 win over West Georgia on Saturday afternoon at Memorial Gymnasium.

The Commodores got a 20-plus point performance from freshman Mikayla Blakes and sophomore Khamil Pierre for the sixth time this season. Blakes registered a game-high 24 points to extend her double-digit scoring streak to 13 games to begin her Vanderbilt career. Meanwhile, Pierre registered her fourth-straight double-double, 10th overall this season. The 6-2 forward has collected a double-double in six of her last seven games, as her 10 double-doubles overall are the fifth-most collected by a Commodore in a single season in program history. Blakes and Pierre are the only pair of teammates in NCAA Division I, both on the men's side and women's side, to average over 20.0 points per game this season.

With the victory, Vanderbilt improves to 12-1 on the year, while West Georgia falls to 5-5. The Dores have now won 19-straight home games against nonconference teams dating back to the 2022-23 campaign. The Commodores led from start to finish against the Wolves, as Vandy collected its ninth-straight victory overall at Memorial Gymnasium. Additionally, it is Vanderbilt's sixth victory of 35 or more points during the 2024-25 campaign.

Senior Iyana Moore registered 16 points to extend her double-digit scoring streak to six games. Moore's performance against West Georgia moved her to No. 34 on Vanderbilt's all-time scoring list, as she now has 1,055 career points, one point away from moving into 33rd on the list. Graduate student Leilani Kapinus rounded out a quartet of double-digit scorers for the Commodores, scoring 10 points off the bench.

The Dores shot 48.8 percent from the field while limiting West Georgia to a 36.8 percent clip in field goal percentage. Vanderbilt forced 26 turnovers and collected 17 steals in the win, as the Commodores outscored UWG, 37-16, in points off turnovers. Vandy has now collected 16 or more steals in each of its last three contests.

BOX SCORE

West Ga. - 68												
Record: 5-5												
NO. Name	Min	FG	3P	FT	Rebounds	Fouls	TP	AS	TO	ST	Blocks	+
		MA	MA	MA	OR	OR	PF	PF	PF		BS	SA
12 Destiny Jones	F 28:19	2-6	0-0	0-2	5	4	9	2	2	4	0	4
14 Amanda Blake	C 23:09	5-8	0-0	0-2	5	7	1	1	10	1	2	0
2 Zuriyah Davis	G 24:51	3-14	2-8	0-0	0	1	1	1	1	8	1	3
3 Mykah Anderson	G 19:42	2-7	2-3	2-2	1	3	4	2	3	8	4	6
5 Grace O'Gara	G 24:44	3-9	0-0	2-2	1	3	1	0	9	5	2	1
32 K'Nair Holiday	25:48	1-3	0-1	0-0	0	6	6	4	0	2	2	3
1 Sydne Tolbert	29:02	6-14	1-4	2-2	3	0	3	2	1	15	3	4
13 Becca Ledford	16:14	3-6	2-4	2-2	0	1	1	1	10	2	0	1
15 Riley Black	04:09	0-1	0-1	2-2	0	2	0	1	2	0	2	0
21 Hannah Hicks	01:26	0-0	0-0	0-0	0	0	0	0	0	1	0	0
10 Caini Throsser	01:18	0-0	0-0	0-0	0	0	0	0	0	0	0	0
11 Gal-la Fort	01:18	0-0	0-0	0-0	0	0	0	0	0	0	0	0
Team		4	1	5	0	0	0	0	0	0	0	0
Totals	25-68	10-29	8-12	10-23	41	14	10	69	19	26	8	3

Vanderbilt - 103												
Record: 12-1												
NO. Name	Min	FG	3P	FT	Rebounds	Fouls	TP	AS	TO	ST	Blocks	+
		MA	MA	MA	OR	OR	PF	PF	PF		BS	SA
10 Jaree Neaba	F 15:03	2-2	1-1	0-0	1	2	1	1	5	1	1	1
12 Khamil Pierre	F 22:43	10-15	0-0	3-4	4	6	10	4	4	23	3	1
1 Mikayla Blakes	G 27:09	12-20	0-0	2-4	4	0	0	0	24	6	2	0
11 Jordyn Oliver	G 17:45	0-0	0-0	0-0	1	2	0	0	0	2	4	3
23 Iyana Moore	G 21:29	5-16	3-9	3-4	1	1	2	0	2	16	0	2
4 Madison Givens	11:26	0-6	0-1	2-2	1	3	0	1	2	1	0	2
14 Aiyana Mitchell	16:07	2-4	0-0	4-4	3	2	5	0	2	8	2	0
5 Leilani Kapinus	22:40	4-7	1-3	1-1	0	1	1	3	1	10	4	2
24 Agn Mikurdi	16:42	0-4	0-4	0-0	3	2	5	0	0	2	1	0
13 Justine Pizcotti	11:13	1-2	1-1	0-2	1	4	5	1	3	1	1	1
2 Jada Brown	10:00	2-0	1-2	1-2	0	2	2	1	1	6	0	2
30 Tony Wilson	06:43	3-5	0-0	0-0	2	2	0	0	6	1	1	0
Team		6	2	8	0	0	0	0	0	0	0	0
Totals	41-84	17-27	14-19	24-27	51	11	13	103	23	13	17	9

Technical Fouls:Pizcotti 4*2:44												
Dead Ball Rebounds: 2												
Shooting By Period												
1st	2nd	3rd	4th	OT	FT%	3P%	FG%					
5:15	5:15	5:15	5:15	33.3%	2.4	50.0%	2.4					
11:27	11:27	40.7%	2.4	50%	2.2	100%	2.2					
17:40	17:40	26.6%	4.14	16.7%	1.6	16.7%	1.6					
23:52	23:52	4.4	100%	4.4	5.12	41.7%	5.12					
30:05	30:05	6.17	35.3%	6.17	5.2	0%	5.2					
36:18	36:18	2.7	28.6%	2.7	2.4	50%	2.4					
42:31	42:31	25.68	26.8%	25.68	10.29	34.5%	10.29					
48:44	48:44	8.12	66.7%	8.12	6.12	66.7%	6.12					

INDIVIDUAL LEADERS

	Wolves	Vandy
Points	Mikayla Blakes - 24 pts Khamil Pierre - 23 pts	Sydne Tolbert - 15 pts A. Blake/B. Ledford - 10 pts
Rebounds	Khamil Pierre - 10 reb Three Tied w/ 5 reb	Destiny Jones - 9 reb Amanda Blake - 9 reb
Assists	Mikayla Blakes - 6 ast Leilani Kapinus - 4 ast	Grace O'Gara - 5 ast Mykah Anderson - 4 ast
Steals	Jordyn Oliver - 4 stl M.Blakes/K. Pierre - 3 stl	Mykah Anderson - 3 stl Four Tied w/ 1 stl
Blocks	Jordyn Oliver - 3 blk Aiyana Mitchell - 2 blk	Destiny Jones - 2 blk Grace O'Gara - 1 blk