



VIRGINIA TECH

2024-25 MEN'S BASKETBALL



13 NCAA APPEARANCES / 15 NIT APPEARANCES (2 CHAMPIONSHIPS) /
20 ALL-ACC SELECTIONS / 10 ALL-AMERICANS / 20 NBA DRAFT PICKS

GAME 8

THE MATCHUP

VIRGINIA TECH HOKIES

3-4, 0-0 ACC

Head Coach: Mike Young (Emory & Henry, 1986)
Record at Virginia Tech: 95-70 (6th Season)
Career Record: 394-314 (23rd Season)
vs. Vanderbilt: 0-2 (0-2 at Wofford)

VS

VANDERBILT COMMODORES

7-1, 0-0 SEC

Head Coach: Mark Byington (UNC Wilmington, 1998)
Record at Vanderbilt: 7-1 (1st Season)
Career Record: 227-138 (13th Season)
vs. Virginia Tech: 1st Meeting

GAME 8 | VIRGINIA TECH vs. VANDERBILT - 12/4/24 | 9:15PM | ACCN | BLACKSBURG, VA. | CASSELL COLISEUM (8,925)



@HokiesMBB

BROADCAST INFORMATION

TV | ACCN

Doug Sherman, PxP
Mark Wise, Analyst

RADIO | VT Sports Network

Zach Mackey, PxP
Mike Burnop, Analyst

VIDEO STREAM

ESPN.com and ESPN app

LIVE STATS

stats.hokiesports.com



@VandyMBB

PROJECTED STARTERS

Virginia Tech	Ht.	Wt.	Yr.	Hometown	PPG	RPG	Other
G 7 Brandon Rechsteiner	6-1	190	So.	Acworth, Ga.	9.1	1.7	Career-high 19p vs. USC Upstate
G 10 Tyler Johnson	6-5	215	Fr.	Orlando, Fla.	5.9	4.9	Career-high 16p vs. USC Upstate
G 2 Jaden Schutt	6-5	205	r-So.	Yorkville, Ill.	8.6	3.3	Career-high 17p vs. Winthrop
F 1 Tobi Lawal	6-8	215	Jr.	London, England	12.7	6.9	Career-high 23 points vs. DSU
C 34 Mylajael Poteat	6-9	260	Gr.	Reidsville, N.C.	11.0	5.3	Career-high 19p vs. USC Upstate



KEY STORYLINES

THE MATCHUP

- Virginia Tech is set to host the SEC/ACC Challenge for the first time when Vanderbilt comes to Cassell Coliseum Wednesday night for the first time since Dec. 29, 1975.
- The Hokies are 5-2 against Vandy all-time, including a 2-0 mark in Blacksburg.
- Tech has a two-game winning streak in the series following its 76-75 victory over the Commodores in the last matchup on Dec. 22, 1977 in Nashville, Tenn.
- VT defeated Vandy 99-85 in the last meeting in Blacksburg on Dec. 29, 1975.
- Of the seven all-time meetings, six have been decided by single digits, including a pair of one-point

- results and an overtime contest.
- Tech will be facing its second straight SEC foe after dropping a 70-60 decision to South Carolina in the third-place game of the Fort Myers Tip-Off last Wednesday.
- The Hokies have lost seven in a row to current SEC foes with their last triumph coming at Ole Miss on Dec. 2, 2017, 83-80 in overtime.

Opponent	Result
vs. South Carolina	L, 70-60
at Auburn	L, 74-57
vs. South Carolina	L, 79-77
vs. Texas*	L, 81-73
vs. Florida*	L, 75-70 ^(OT)
vs. Alabama*	L, 86-83
at Kentucky	L, 93-87
at Ole Miss	W, 83-80 ^(OT)

- Three of those matchups (Texas, Florida and Alabama) took place in NCAA Tournament play.
- Tech played in the inaugural ACC/SEC Challenge last season at Auburn.

ALL-TOURNEY TOBI

- Tech forward Tobi Lawal garnered all-tournament accolades at the Fort Myers Tip-Off last week.
- The 6-foot-8 standout averaged 12.0 points and 4.5 rebounds, while shooting 60% (6-10) from the floor and 78.6% (11-14) from the foul line.

2024-25 SCHEDULE

RECORD

3-4

ACC

0-0

NON-CONFERENCE

3-4

HOME

3-1

AWAY

0-0

NEUTRAL

0-3

Date	Opponent	TV	Time/Result
11/7	Delaware State	ACCNX	W, 83-60
11/8	USC Upstate	ACCNX	W, 93-74
11/11	Winthrop	ACCNX	W, 58-52
11/15	Penn State ¹	Peacock	L, 86-64
11/20	Jacksonville ²	ACCNX	L, 74-64
11/25	Michigan ³	FS1	L, 75-63
11/27	South Carolina ³	FS1	L, 70-60
12/4	Vanderbilt ⁴	ACCN	9:15 PM
12/7	Pitt [*]	ESPNU	2 PM
12/12	North Carolina A&T	ACCNX	7 PM
12/15	Navy	ACCNX	12 PM
12/21	Saint Joseph's ⁵	CBSSN	12 PM
12/31	at Duke [*]	ACCN	4:30 PM

1/4	Miami [*]	ACCN	2 PM
1/8	at Stanford [*]	ACCN	9 PM
1/11	at Cal [*]	ACCN	6 PM
1/15	NC State [*]	ESPNU	7 PM
1/18	Wake Forest [*]	ACCN	2 PM
1/22	at Georgia Tech [*]	-	7 PM
1/25	Clemson [*]	ACCN	5 PM
1/29	at Florida State [*]	ACCN	7 PM
2/1	at Virginia [*]	ACCN	4 PM
2/5	SMU [*]	ACCN	9 PM
2/8	at Notre Dame [*]	CW	1 PM
2/15	Virginia [*]	CW	2 PM
2/18	at Boston College [*]	ACCN	9 PM
2/22	at Miami [*]	ACCN	6 PM
2/25	Louisville [*]	ACCN	9 PM
3/1	Syracuse [*]	CW	12 PM
3/4	North Carolina [*]	-	7 PM
3/8	at Clemson [*]	ESPNU	6 PM
3/11-15	ACC Tournament ⁶	-	-

All Times Eastern

* - ACC Game

- 1 - Hall of Fame Series Baltimore (Baltimore, Md.)
- 2 - Fort Myers Tip-Off (Blacksburg, Va.)
- 3 - Fort Myers Tip-Off (Fort Myers, Fla.)
- 4 - SEC/ACC Challenge (Blacksburg, Va.)
- 5 - Holiday Hoopfest (Philadelphia, Pa.)
- 6 - ACC Tournament (Charlotte, N.C.)



CONTACT INFO

Brian Cox | Phone: (540) 250-0624
Email: bc Cox90@vt.edu
Associate AD, Creative Communications

QUICK FACTS

THE BASICS

University Name: Virginia Tech
 Location: Blacksburg, Va.
 Founded: 1872
 Enrollment: 38,000
 President: Dr. Tim Sands
 Director of Athletics: Whit Babcock
 Nickname: Hokies
 Mascot: HokieBird
 Colors: Chicago Maroon and Burnt Orange
 Affiliation: NCAA Division I
 Conference: Atlantic Coast (19th Season)

FACILITY FACTS

CASSELL COLISEUM
 Capacity: 8,925
 Record in Arena: 666-215 (.756)
 First Game: VT vs. Alabama (Jan. 3, 1962)
 Largest Crowd: 11,500 (vs. Purdue, Dec. 3, 1966)

TEAM INFORMATION

2023-24 Record: 19-15
 Home/Away/Neutral: 15-2/2-10/2-3
 Conference Record: 10-10
 Home/Away: 8-2/2-8
 Conference Finish: 18th
 Conference Tournament: Second Round
 Starters Returning/Lost: 0/5
 Letterwinners Returning/Lost: 5/9
 Newcomers: 9

Total seasons: 117
 First season: 1908-09
 All-Time Record: 1,559-1,291
 All-Time ACC Record: 156-191
 All-Time ACC Tournament Record: 15-19
 ACC Championship Game Appearances (Titles): 1 (1 - 2022)
 NCAA Tournament Appearances (Last): 13 (2022)
 All-Time NCAA Record: 8-13



MEDIA INFORMATION

CREDENTIALS

Outlets interested in obtaining credentials to cover Virginia Tech basketball home games must apply for credentials via: media.hokiesports.com/credentials.

You may also email: bcox90@vt.edu.

All credentials for Virginia Tech home games this season will be issued on a single-game basis, and media seating is extremely limited.

INTERVIEW POLICY

During ACC play, Mike Young conducts weekly media press conferences, via Zoom. To request the Zoom link for a particular week, please email Brian Cox (bcox90@vt.edu).

Gamedays: Coach Mike Young and select players will be available to the media following a 10-minute cooling off period after the game. For home games, interviews of Coach Young and players will be conducted in-person in the Cassell Coliseum media center.

Non-Gamedays: All coach and player interview requests need to be arranged through the Virginia Tech Creative Communications Office - contact Brian Cox (c. 540-250-0624; e. bcox90@vt.edu). Players and coaches should not be contacted directly under any circumstances.



2024-25 VIRGINIA TECH NUMERICAL ROSTER

No.	Name	Cl.	Pos.	Ht.	Wt.	Hometown	Previous School
1	Tobi Lawal	Jr.	F	6-8	215	London, England	VCU
2	Jaden Schutt	r-So.	G	6-5	205	Yorkville, Ill.	Duke
3	Jaydon Young	So.	G	6-4	205	Goldsboro, N.C.	Greensboro Day School
4	Rodney Brown Jr.	So.	G	6-6	185	Perris, Calif.	Cal
5	Patrick Wessler	r-So.	C	7-0	250	Matthews, N.C.	Combine Academy
7	Brandon Rechsteiner	So.	G	6-1	190	Acworth, Ga.	Etowah
8	Peter Carr	Fr.	G	6-5	205	West Chester, Pa.	West Chester East
9	Conner Venable	So.	G	6-3	195	Washington, D.C.	The Heights School
10	Tyler Johnson	Fr.	G	6-5	215	Orlando, Fla.	Oak Ridge
11	Ben Hammond	Fr.	G	5-11	170	Fairfax, Va.	Paul VI
13	Ben Burnham	Sr.	F	6-7	220	Fort Mill, S.C.	College of Charleston
21	Ryan Jones Jr.	Fr.	F	6-8	240	Gainesville, Fla.	The Rock School
22	Connor Serven	Gr.	F	6-8	225	Prairie City, Ill.	St. Rita
34	Mylyjael Poteat	Gr.	F	6-9	260	Reidsville, N.C.	Rice

COACHING & SUPPORT STAFF

Head Coach: Mike Young (Emory & Henry, 1986)
Record at VT: 95-70 (6th Year)
Overall Record: 394-314 (23rd Year)
Assistant Coach: J.D. Byers (2nd Year)
Assistant Coach: Kevin Giltner (6th Year)
Assistant Coach: Christian Webster (9th Year)
Chief of Staff: Stephanie Ballein (6th Year)
Special Assistant to the Head Coach: Ace Custis (6th Year)
Recruiting Coordinator: Blake Wetherington (1st Year)
Director of Player Personnel: Eli Atzenhoffer (1st Year)
Strength & Conditioning: David Jackson (17th Year)
Athletic Trainer: Hisham Ziyout (6th Year)

PRONUNCIATION GUIDE

Tobi Lawal	TOE-bee Luh-WOWL
Jaden Schutt	SHOOT
Brandon Rechsteiner	WRECK-stein-er
Mylyjael Poteat	Muh-LIE-juhl POH-teet
Kevin Giltner	GUILT-ner
Stephanie Ballein	BUH-len
Hisham Ziyout	HE-shahm ZEE-yout

ROSTER BY CLASS

Freshmen (4)	Sophomores (6)	Juniors (1)	Seniors (3)
Peter Carr	Rodney Brown Jr.	Tobi Lawal	Ben Burnham
Ben Hammond	Brandon Rechsteiner		Mylyjael Poteat*
Tyler Johnson	Jaden Schutt*		Connor Serven^
Ryan Jones Jr.	Conner Venable		
	Patrick Wessler*		
	Jaydon Young		

* = Redshirt
 ^ = Graduate Student

SOCIAL



BY THE NUMBERS

23

VT head coach **Mike Young** enters his **Jordan Year** as a head coach, and sixth in Blacksburg. He's **five wins** shy of **100** at the helm of the Hokies.

11

The Hokies' current **41.3 FG%** would be their lowest since the **2013-14 season (40.6%)**, a span of **11 seasons**.

4

Tech is navigating a **four-game stretch** where each foe will be ranked inside the top 80 of the KenPom rankings: Michigan (22), South Carolina (77), Vanderbilt (71) and Pitt (13).

NOTEWORTHY

VANDY TIES RUN DEEP

- Wednesday's matchup with Vanderbilt will serve as a homecoming for a trio of Commodores.
- Mark Byington, who was hired as Vandy's head coach on March 25, 2024 after guiding James Madison to its most successful four-season stretch in over 30 years, is a Salem, Va., native – located 35 minutes northeast of Blacksburg.
- Vandy guards MJ Collins Jr. and Tyler Nickel were former Virginia Tech players before transferring to the Commodores this past offseason. Collins Jr. was at Tech from 2022-24 while Nickel played the 2023-24 season.
- Below is a stat breakdown of the former Tech duo.

Stat	MJ Collins Jr.	Tyler Nickel
PPG at VT	5.7	8.8
PPG at Vandy	7.0	10.3
FG% at VT	.344	.438
FG% at Vandy	.423	.413
MPG at VT	27.1	24.4
MPG at Vandy	20.2	22.8

BENNY 1K BUCKETS

- Tech senior Ben Burnham eclipsed 1,000 career points last Wednesday night vs. South Carolina. The Fort Mill, S.C., native chose the Hokies over the Gamecocks, Florida State and Ole Miss last spring once he entered the transfer portal out of College of Charleston.
- Burnham went 3 for 5 from the floor against South Carolina, including a 2 for 2 mark from long range.

GET AFTER THE GLASS

- VT ranked 10th in the ACC and 191st nationally in rebound margin last season. Most of the rebounding struggles were on the offensive side where the Hokies grabbed just 25% of their offensive rebound opportunities, which ranked 298th out of 362 programs per Ken Pomeroy.
- In 13 of its 21 games against ACC foes last season, Tech lost the battle of the boards, including double-digit margins against Duke (-18), Pitt (-14), Boston College (-13) and North Carolina (-12).
- Fast forward to this season and the Hokies rank 31st in the country in that stat at 37.2%. They are averaging 12.9 offensive rebounds per game, which includes a season-high 18 against the Wolverines, who featured the

tallest frontcourt the Hokies have faced so far this season.

TRYING TO FIND THE RIGHT BUTTON

- During the Hokies' four-game skid, they have turned the ball over a combined 68 times.
- Tech has slid to No. 324 in the KenPom rankings for turnover percentage (turnovers/possessions) at 21.6%. In comparison, Mike Young's worst team in this category in his 23 years as head coach was his 2003-04 Wofford team at 24% – ranked No. 291.
- "I don't care what level you're at, what league you're in, [you can't] turn the ball over that many times," Young said. "We've been ranked in the top 25 nationally in assist/turnover ratio many, many times in my career. I've got to do a better job coaching, and I am jumping up and down and doing everything I can, but I've got to find the right button."

STREAKING IN THE WRONG DIRECTION

- Prior to its current skid, the last time VT lost four straight nonconference games was 1952-53.
- The Hokies have lost four straight games by double digits for the first time since January 2015 when they dropped four straight in ACC play. This was also the last time Tech was below .500 on the season.
- Prior to this year, VT had never lost four straight nonconference games by double figures.

NOT YOUR TYPICAL FRESHMAN

- Mike Young called Tyler Johnson a "fierce offensive rebounder" during a preseason media availability. The freshman from Orlando, Fla. lived up to that billing against Winthrop, going for a season-high 10 rebounds, including six on the offensive glass.
- He became the first VT true freshman with at least 10-plus rebounds in a single game since Khadim Sy vs. New Mexico on Nov. 24, 2016.
- "He's got a nose for it and he will knock your head off," Young said of Johnson. "He's tough, he's physical, he's a good basketball player."

CASSELL GUARDED

- Virginia Tech boasted a 15-2 record at home

last season with its only two losses to Miami (without Hunter Cattoor) and Duke.

- In six seasons under Mike Young, the Hokies are 64-19 (.771) inside Cassell Coliseum.

Season	Home Record	Win %
2024-25	3-1	.750
2023-24	15-2	.882
2022-23	13-4	.765
2021-22	11-4	.733
2020-21	10-2	.833
2019-20	12-6	.667

SCHUTTA GETS HIS SHOT AGAIN

- Prior to the season opener, Tech redshirt sophomore Jaden Schutt last played an in-season college basketball game on March 16, 2023. He played three minutes in Duke's 74-51 victory in the 2023 NCAA first round game vs. Oral Roberts at the Amway Center in Orlando, Fla.
- Nov. 4 vs. Delaware State marked 599 days since Schutt took the floor against Oral Roberts.
- Schutt played in an exhibition on Nov. 1, 2023 against UNC Pembroke, then suffered a pair of injuries (knee and hand) that prompted a redshirt.
- The Yorkville, Ill., native dialed up a career-high 17 points on 6 of 11 shooting in Tech's 58-52 victory over Winthrop.
- "Every time I get up and down the court, just kind of getting more confident," Schutt said. "Every day's just obviously a blessing to go play. Just happy to play basketball."

YOUNG MOVING UP THE RANKS

- Mike Young is his sixth season in Blacksburg and is seventh in all-time wins at VT.

Name	Seasons	Record
Charles Moir	11 (1976-87)	213-119 (.642)
Seth Greenberg	9 (2003-12)	170-123 (.580)
Chuck Noe	7 (1955-62)	109-51 (.681)
Howie Shannon	7 (1964-71)	104-68 (.605)
Bill Foster	6 (1991-97)	101-78 (.564)
Buzz Williams	5 (2014-19)	100-69 (.592)
Mike Young	6 (2019-pr.)	95-70 (.576)
Don DeVoe	5 (1971-76)	88-45 (.662)

ROSTER FLIP

- The Hokies return just 12.8% of their scoring from a season ago, led by Mylyjael Poteat's 219 points.
- Only five of Tech's 14 players were on the 2023-24 roster: Poteat, Brandon Rechsteiner, Conner Venable, Patrick Wessler and Jaydon Young.

- The Hokies reeled in five from the transfer portal, including two from high major programs: Rodney Brown Jr. (Cal) and Jaden Schutt (Duke). Tobi Lawal (VCU), Ben Burnham (College of Charleston) and Connor Serven (Eastern Michigan) round out the transfer class.

5-MAN PROGRESSION

- Virginia Tech has had recent success with developing its centers with the likes of two-time All-ACC pick Keve Aluma and Lynn Kidd, who transferred to Miami in the offseason.
- Now, Mylyjael Poteat steps into the role on the horizon of his third season in Blacksburg.
- Below is a progression chart of Aluma, Kidd and Poteat. Aluma's 2018-19 season was at Wofford, Kidd's 2020-21 season was at Clemson and Poteat's 2020-21 season was at Rice.

Seasons	Player (School)	PPG
2018-19	Keve Aluma (Wofford)	6.9
2021-22	Keve Aluma (VT)	15.8
2020-21	Lynn Kidd (Clemson)	1.1
2023-24	Lynn Kidd (VT)	13.2
2020-21	Mylyjael Poteat (Rice)	4.5
2024-25	Mylyjael Poteat (VT)	11.0

BE LIKE MIKE

- Mike Young will be inducted into Wofford's Athletics Hall of Fame as a member of the 2024 class.
- A five-member class, he will be joined by a pair of players he coached in Fletcher Magee and Cameron Jackson.
- Young compiled a 299-244 overall record at Wofford, while guiding the Terriers to five NCAA Tournaments.
- In his final season in Spartanburg, S.C., Young steered Wofford to a 30-5 overall record, including a perfect 18-0 mark in SoCon play.

NON-NEGOTIABLES

- Despite everything that's new with the men's basketball program, there are four things Mike Young is adamant won't change for the team this year: being a great teammate, representing Virginia Tech in a class fashion, taking care of the ball and great shot selection.

TRACKING ON 400

- Mike Young is closing in on career win No. 400. He would become the fourth active ACC head men's basketball coach to reach the milestone.

Rank	Head Coach	School	Career Wins
1	Jim Larrañaga	Miami	743
2	Leonard Hamilton	Florida State	628
3	Brad Brownell	Clemson	439
4	Mike Young	Virginia Tech	394
5	Jeff Capel III	Pitt	279

EIGHT STRAIGHT TRIPS TO THE POSTSEASON

- With the Hokies' selection into the 2024 NIT, they have now been selected for a postseason tournament in eight consecutive seasons.

Year	Postseason Tournament	Head Coach
2024	NIT	Mike Young
2023	NIT	Mike Young
2022	NCAA	Mike Young
2021	NCAA	Mike Young
2019	NCAA	Buzz Williams
2018	NCAA	Buzz Williams
2017	NCAA	Buzz Williams
2016	NIT	Buzz Williams

- A pretty remarkable turnaround for a program that prior to 2017 had only gone to the NCAA Tournament once (2007) in 20 years. Tech has been to the Big Dance a total of 13 times in program history and 14 times to the NIT.



"HOKIE TRACKS" ↓ ↓

COMMENTS THAT LEFT AN IMPRESSION

"I came here because Coach Young trusted in me and I trusted in him. It was kind of just an instant click. He's a really good offensive coach."

- Jaden Schutt on why he chose Virginia Tech and his respect for Mike Young

"I can't think of a time in my career where I thought the month [of November] was going to be problematic. Where we are, nobody gives a damn, nobody feels sorry for you. We've got a patch of adversity. Get back to Blacksburg, practice better and prepare for the Commodores."

- Mike Young on where the Hokies are seven games into the season

"He is a hard-rocking man. Man, does he play hard. Holy smokes. He's going to be a good one around here for a long time, a fierce offensive rebounder."

- Mike Young on Tyler Johnson

"I just go out there and play hard. Thank God for giving me the body He's given me and the ability He's given me. If the team needs me to just box out the whole game and get rebounds, that's what I'm going to do. If the team needs me to score, that's what I'm going to do. If the team needs me to get blocked shots, that's what I'm going to do. That's what I love about being here and about the coaching staff. They allow me to be versatile."

- Tobi Lawal on using his God-given abilities and his thankfulness for the Virginia Tech coaching staff

TEAM COMPARISON

VT	Stat	VU
69.3	Points Per Game	84.0
70.1	Opponents Points Per Game	69.6
-0.9	Scoring Margin	+14.4
37.0	Rebounds Per Game	37.1
+5.6	Rebounding Margin	+1.5
.413	FG Percentage	.478
.440	FG Percentage Defense	.429
.322	3FG Percentage	.301
.301	3FG Percentage Defense	.373
6.9	3FG Made Per Game	8.1
.706	FT Percentage	.715
12.4	Assists Per Game	15.3
14.9	Turnovers Per Game	9.4

CORE PILLARS

- The six core pillars of the Virginia Tech men's basketball program are: smart, tough, obsessed, no excuses, every day and skilled.

NAW IN PARIS

- Nickeil Alexander-Walker (2017-19) competed for Team Canada at the 2024 Paris Olympics. The Canadians advanced to the quarterfinals before falling to host France.
- Currently playing for the Minnesota Timberwolves of the NBA, Alexander-Walker became just the second Hokie to qualify for the Olympics in men's basketball (Bimbo Coles, 1988, Seoul, South Korea).

50 SPOT

- Since Mike Young got to Blacksburg, the Hokies are 43-5 in contests shooting 50% or greater - only losses: vs. BYU (11/27/19), vs. Miami (1/26/22), at College of Charleston (11/20/22), at Miami (1/31/23), vs. South Carolina (11/10/23).
- Since the 2010-11 season, Tech is 114-16 when shooting 50% or better.

BYERS BOUGHT IN ON DEFENSIVE END

- J.D. Byers was hired as an assistant coach in April, bringing 13 years of experience at the Division I level with him to Blacksburg. He worked three stints with current Penn State head coach Mike Rhoades, most recently at VCU from 2017 to 2023.
- According to KenPom, VCU ranked 15th in adjusted defensive efficiency in 2022-23. Its three rankings the prior four seasons: seventh, 14th, 45th and seventh. Tech has only posted a top-40 defense five times since joining the ACC in 2004, the last time being 2019-20 under Buzz Williams (No. 20). H/T David Cunningham

GOT TO WIN ON THE ROAD

- In order for the Hokies to return to the NCAA tournament, they must find a way to improve their record away from Cassell Coliseum.
- In each of the last two seasons, Tech has

gone 2-10 in true road games.

- "We've got to do a better job of going away from home, away from the friendly confines of the Cassell, and win games," Mike Young said. "That's a big deal. I think we went 2-8 in the league last year, and that's just not good enough. That's the difference between an NCAA tournament berth and not going to the greatest tournament on Earth."

TIMES ARE CHANGING

- Only four scholarship players return for the Hokies in 2024-25. With the addition of nine newcomers, the new-look roster makes Mike Young think back to his connection with Fork Union Military Academy.
- A 1982 graduate who was inducted into the school's Hall of Fame in 2022, Young played for the late Fletcher Arritt, a member of the Naismith Memorial Basketball Hall of Fame who sent over 400 players on to play at the college level and won 889 career games.
- Young, who visited Arritt often at Fork Union when he was the coach at Wofford, recalled a conversation they had one spring about Arritt having to field a new team every year. Young thought to himself on several occasions, "I would never want to do that."

SHARE THE BASKETBALL

- Year in and year out, Virginia Tech is known as a great passing and facilitating team under Coach Young's direction.
- Three of the past five seasons, Tech has finished among the top-three in the ACC for assists per game.

Season	Assists Per Game	ACC Rank
2023-24	15.1	2
2022-23	15.5	2
2021-22	14.3	6
2020-21	14.2	8
2019-20	14.6	3


- Tech's 15.5 assists per game in 2022-23 were the second-most in program history since joining the ACC, trailing only the 2017-18 team (16.4).

WE DON'T TURN THE BALL OVER HERE

- If one attends a VT men's basketball practice, you are almost guaranteed to hear head coach Mike Young say at some point: "We don't turn the ball over here."
- Over the last six seasons, only one Mike Young team has ranked outside the top 65 in the nation for turnovers per game - the 2023-24 team.

Season	Turnovers Per Game	Rank
2023-24	11.1	T104
2022-23	9.9	12
2021-22	10.9	37
2020-21	11.6	63
2019-20	9.9	4
2018-19	10.9	30

The 2024-25 season marks the 23rd for Mike Young as a head coach.



SPECIALTY STAT TRACKER

Opponent	Off TOs	Paint	2nd Chance	FB	Bench
Delaware State	17	32	12	5	18
USC Upstate	16	38	17	6	21
Winthrop	16	20	15	2	16
vs. Penn State	7	24	10	4	25
Jacksonville	16	32	14	4	18
vs. Michigan	11	22	11	9	29
vs. South Carolina	4	26	8	14	24
Vanderbilt					
Pitt					
North Carolina A&T					
Navy					
vs. Saint Joseph's at Duke					
Miami					
at Stanford					
at Cal					
NC State					
Wake Forest					
at Georgia Tech					
Clemson					
at Florida State					
at Virginia					
SMU					
at Notre Dame					
Virginia					
at Boston College					
at Miami					
Louisville					
Syracuse					
North Carolina at Clemson					
Total +/-	-17	-20	+27	-18	+2
Season Highs	17	38	17	14	29

FAST BREAK

Tech has registered **two** wins over **top five** programs under head coach Mike Young - most recently an 81-73 win over No. 3 Villanova on Nov. 28, 2020.

SCHOOL RECORDS

INDIVIDUAL

Games Played (Season)	36, by 5 players
Games Started (Season)	36, by 5 players
Games Played (Career)	152, Hunter Cattoor (2019-24)
Games Started (Career)	126, Dell Curry (1982-86); Bobby Beecher (1982-86)
Consecutive Starts	123, Ace Custis (1993-97)
Minutes Played (Game)	55, by 3 players
Minutes Played (Season)	1,300, Malcolm Delaney (2010-11), 34 games
Minutes Played (Highest Season Average)	38.6, Jay Purcell (1991-92), 28 games
Minutes Played (Career)	4,688, Malcolm Delaney (2007-11)
Minutes Played (Highest Career Average)	35.1, Dale Solomon, 1978-82
Points (Overall Game)	52, Allan Bristow vs. George Washington (2-21-73)
Points (ACC Game)	37, Malcolm Delaney vs. Clemson (1-29-09)
Points (ACC Tournament Game)	32, Jalen Hudson vs. Wake Forest (3-10-15)
Points (NCAA Tournament)	29, Glen Combs vs. Indiana (3-17-67)
Points (NIT)	33, A.D. Vasallo vs. Duquesne (3-18-09)
Points (Season)	801, Erick Green (2012-13), 32 games
Points (ACC Season)	469, Erick Green (2012-13), 18 games
Points (Season Average)	26.6, Bimbo Coles (1988-89), 27 games
Points (Double-Figure Games, Season)	34, Dell Curry (1983-84), 35 games
Points (Career)	2,484, Bimbo Coles (1986-90)
Points (Career Average)	23.1, Allan Bristow (1970-73)
Points (Double-Figure Games, Career)	115, Dell Curry (1982-86)
Field Goals Made (Game)	22, Allan Bristow vs. George Washington (2-21-73)
3-Pointers Made (Game)	9, Hunter Cattoor at Florida State (1-29-22); Justin Robinson vs. Syracuse (1-26-19)
Field Goals Made (Season)	305, Dell Curry (1985-86), 30 games
3-Pointers Made (Season)	106, Wally Lancaster (1987-88), 29 games
Field Goals Made (Career)	1,021, Dell Curry (1982-86)
3-Pointers Made (Career)	332, Hunter Cattoor (2019-24)
Free Throws Made (Game)	20, by 3 players
Free Throws Made (Season)	230, Malcolm Delaney (2009-10), 33 games
Free Throws Made (Career)	721, Malcolm Delaney (2007-11)
Rebounds (Game)	36, Chris Smith vs. Washington & Lee (1-9-59)
Rebounds (Season)	495, Chris Smith (1959-60), 26 games
Rebounds (Career)	1,508, Chris Smith (1957-61)
Assists (Game)	12, by 3 players
Assists (Season)	192, Dave Sensibaugh (1975-76), 28 games
Assists (Career)	547, Bimbo Coles (1986-90)
Steals (Game)	8, by 3 players
Steals (Season)	94, Jamon Gordon (2006-07), 34 games
Steals (Career)	295, Dell Curry (1982-86)
Blocks (Game)	9, Roy Brow vs. James Madison (12-6-86); vs. Baptist College (12-12-87)
Blocks (Season)	100, Roy Brow (1987-88), 28 games
Blocks (Career)	251, Roy Brow (1984-88)
TEAM	
Points (Game)	141, vs. Southern Miss (2-6-88)
Points (Season)	2,646, 1987-88, 29 games
Field Goals Made (Game)	52, vs. VMI (2-20-59)
Field Goals Made (Season)	1,058, 1983-84, 35 games
FG Percentage (Game)	.722 (39-54), vs. Syracuse (1-28-76)
FG Percentage (Season)	.517 (1,030-1,993), 1981-82
3-Pointers Made (Game)	21, vs. Delaware State (11-20-19)
3-Pointers Made (Season)	327, 2018-19, 35 games
3FG Percentage (Game)	.720 (18-25), at Florida State (1-29-22)
3FG Percentage (Season)	.403 (290-720), 2016-17
Rebounds (Game)	83, vs. VMI (2-19-61)
Assists (Game)	36, vs. The Citadel (11-12-17)
Steals (Game)	21, at Clemson (2-8-06)
Blocks (Game)	15 (2x), last vs. VMI (12-9-09)

2024-25 HONORS WATCH



Tobi Lawal

Fort Myers Tip-Off

- All-Tournament team

Hunter Cattoor finished first all-time at VT in career 3-pointers made with 332 and career games played with 152. He is now playing professionally for BCM Gravelines-Dunkerque in France.



LIL POPPA PUMP

- Brandon Rechsteiner is the son of Scott Steiner, who enjoyed a sports entertainment career that spanned more than three decades, including time with WWE.
- Scott wrestled at the University of Michigan before moving on to the professional ranks.



PAUL VI TO VT PIPELINE

- Ben Hammond was the point guard for Paul VI, which finished the 2023-24 season 35-3 and ranked No. 2 in the country by ESPN.
- The Fairfax, Va., native played all four years for the Panthers, becoming the program's all-time winningest player after guiding PVI to four VISAA state titles and two WCAC titles.
- He also competed for Team Takeover on the Nike EYBL circuit, joining former Tech star Erick Green as the only Hokies with both Paul VI and Team Takeover ties.
- Green led the nation in scoring during the 2012-13 season, averaging 25 points per game (801 total points) en route to ACC Player of the Year and AP All-America third team honors.

LEADING AT THE BREAK

- Over the last five seasons, Tech is 69-16 when leading at halftime.
- The Hokies are 81-21 in the Mike Young era when up at half.



NATIONAL POLLS

AP Top 25

RK	TEAM	REC	PTS	TREND
1	Kansas (35)	7-0	1499	-
2	Auburn (26)	7-0	1490	↑2
3	Tennessee	7-0	1351	↑4
4	Kentucky	7-0	1267	↑4
5	Marquette	8-0	1246	↑5
6	Iowa State	5-1	1225	↓1
7	Gonzaga	7-1	1181	↓4
8	Purdue	7-1	1058	↑5
9	Duke	5-2	941	↑2
10	Alabama	6-2	939	↓1
11	Wisconsin	8-0	903	↑4
12	Oregon	8-0	806	↑14
13	Florida	8-0	782	↑5
14	Cincinnati	6-0	774	↑2
15	Baylor	5-2	567	↑2
16	Memphis	6-1	500	↑10
17	Houston	4-3	402	↓11
18	Pittsburgh	7-1	374	↑8
19	Illinois	6-1	351	↑7
20	North Carolina	4-3	292	↓8
21	Oklahoma	7-0	266	↑5
22	Texas A&M	6-2	207	↓2
23	Ole Miss	6-1	165	-
24	San Diego State	4-2	143	↑2
25	UConn	5-3	123	↓23

Others receiving votes: Michigan State 108, Arkansas 104, Texas 97, Michigan 95, Arizona State 89, Indiana 72, Drake 58, Xavier 33, Utah State 28, Louisville 27, West Virginia 26, Clemson 25, Dayton 24, BYU 24, Texas Tech 22, Nebraska 22, Mississippi State 20, Ohio State 19, Maryland 13, UCLA 13, Creighton 12, Saint Mary's 11, Georgia 10, St. John's 7, Loyola Chicago 4, DePaul 3, Florida State 3, UC Irvine 2, Columbia 2

Dropped from rankings: Indiana 14, Arkansas 19, Creighton 21, Xavier 22, Arizona 24, Mississippi State 25

Coaches Poll

RK	TEAM	REC	PTS	TREND
1	Kansas (19)	7-0	760	-
2	Auburn (12)	7-0	755	↑1
3	Tennessee	7-0	694	↑3
4	Marquette	8-0	646	↑7
5	Iowa State	5-1	629	-
6	Kentucky	7-0	628	↑2
7	Purdue	7-1	535	↑5
8	Gonzaga	7-1	517	↓4
9	Duke	5-2	472	↑1
10	Oregon	8-0	457	↑16
11	Wisconsin	8-0	450	↑6
12	Alabama	6-2	441	↓3
13	Florida	8-0	427	↑3
14	Cincinnati	6-0	376	-
15	Memphis	6-1	265	↑11
16	Baylor	5-2	262	↑2
17	Illinois	6-1	234	↑9
18	Houston	4-3	221	↓11
19	Pittsburgh	7-1	213	↑6
20	Ole Miss	6-1	139	↑4
21	Oklahoma	7-0	111	↑5
22	North Carolina	4-3	96	↓9
23	Michigan	6-1	90	↑3
24	Texas A&M	6-2	86	↓4
25	Michigan State	6-2	73	↑1

Others receiving votes: UConn 63, San Diego State 56, Texas 54, Mississippi State 39, Arizona State 39, Drake 34, Texas Tech 32, Arkansas 28, UCLA 17, Xavier 16, BYU 16, Ohio State 15, Utah State 13, Saint Mary's 12, Dayton 10, St. John's 8, Nebraska 8, Creighton 8, Indiana 8, West Virginia 5, Clemson 5, Maryland 5, Georgia 3, Arizona 2, Nevada 1, UC Irvine 1

Dropped from rankings: UConn 2, Indiana 15, Creighton 19, Arkansas 21, Xavier 22, Arizona 23

TRACKING TECH

	AP	Coaches
Preseason	-	-
11/11	-	-
11/18	-	-
11/25	-	-
12/2	-	-
12/9	-	-
12/16	-	-
12/23	-	-
12/30	-	-
1/6	-	-
1/13	-	-
1/20	-	-
1/27	-	-
2/3	-	-
2/10	-	-
2/17	-	-
2/24	-	-
3/2	-	-
3/9	-	-
3/16	-	-
Final	-	-

Ratings Tracker (through December 1)

ESPN.com BPI	124
KenPom.com	142
Massey	127
NCAA NET Rankings	233
BarT Torvik	92

Virginia Tech's "Best" NET Wins:

-	-
---	---

2024-25 RANKING SUMMARY

Statistic	National Rank	Conference Rank	Value	National Leader	Value	Conference Leader	Value
Assist/Turnover Ratio (343 ranked)	327	18	0.54	UC San Diego	4.67	Georgia Tech	3.00
Assists Per Game (343 ranked)	329	18	7.5	Bradley UIC	29.0 29.0	Florida St.	19.0
Bench Points per game (343 ranked)	92	6	26.50	Princeton	70.00	California Florida St.	43.00 43.00
Blocks Per Game (333 ranked)	299	16	1.0	Saint Joseph's	12.0	California	6.0
Effective FG pct (343 ranked)	311	17	0.419	Georgia	0.796	Florida St.	0.657
Fastbreak Points (338 ranked)	104	6	11.50	N.C. Central	41.00	Florida St.	17.00
Field Goal Percentage (343 ranked)	314	18	36.8	Georgia	66.7	Florida St.	57.4
Field Goal Percentage Defense (343 ranked)	153	9	42.1	UC San Diego	20.8	Florida St.	32.8
Fouls Per Game (342 ranked)	291	15	20.0	Delaware Villanova	7.0 7.0	Syracuse	11.0
Free Throw Attempts Per Game (343 ranked)	221	13	16.5	Winthrop	36.5	Pittsburgh	30.0
Free Throw Percentage (343 ranked)	120	9	75.8	Bellarmine	100.0	Wake Forest	87.1
Free Throws Made Per Game (343 ranked)	204	13	12.5	Mount St. Mary's Portland	29.0 29.0	Pittsburgh	23.0
Rebound Margin (343 ranked)	179	13	0.5	Tennessee	25.0	SMU	14.5
Rebounds (Defensive) Per Game (342 ranked)	183	12	24.50	Portland	40.00	Syracuse	35.00
Rebounds (Offensive) Per Game (343 ranked)	64	4	13.50	Northwestern St.	21.00	Pittsburgh SMU	16.00 16.00
Rebounds Per Game (343 ranked)	105	6	38.00	UC San Diego	53.00	Syracuse	48.00
Scoring Defense (343 ranked)	189	12	72.5	UC San Diego	33.0	Virginia	53.0

GAMES STARTED

	Streak	24-25	Career	ACC
Tobi Lawal	7	7	8	-
Jaden Schutt	7	7	7	-
Jaydon Young	-	4	4	-
Rodney Brown Jr.	-	-	-	-
Patrick Wessler	-	-	-	-
Brandon Rechsteiner	7	7	9	-
Peter Carr	-	-	-	-
Conner Venable	-	-	-	-
Tyler Johnson	3	3	3	-
Ben Hammond	-	-	-	-
Ben Burnham	-	-	61	-
Ryan Jones Jr.	-	-	-	-
Connor Serven	-	-	-	-
Mylyjael Poteat	7	7	11	1



NON-CONFERENCE BREAKDOWN

Team	NET	Result
Delaware State	337	W, 83-60
USC Upstate	348	W, 93-74
Winthrop	193	W, 58-52
Penn State	34	L, 86-64
Jacksonville	165	L, 74-64
Michigan	35	L, 75-63
South Carolina	135	L, 70-60
Vanderbilt	62	-
North Carolina A&T	245	-
Navy	316	-
Saint Joseph's	134	-



SEASON BREAKDOWN

TECH'S RECORD WHEN...

	2024-25
Overall	3-4
ACC	0-0
At home	3-1
On the road	0-0
At neutral sites	0-3
After a win	2-1
After a loss	0-3
In overtime	0-0
vs. ranked opponents	0-0
Winning the opening tip	1-3
Losing the opening tip	2-1
Decided by 1-4 points or OT	0-0
Decided by 5-10 points	1-2
Decided by 11-20 points	1-1
Decided by 21+ points	1-1
Leading at half	2-1
Tied at half	0-0
Trailing at half	1-3
VT shoots 50% or better	1-0
VT shoots 40-49.9%	1-2
VT shoots less than 40%	1-2
VT out-shoots opponent	1-0
Opp. out-shoots VT	2-4
Opp. shoots 40% or better	1-4
Opp. shoots less than 40%	2-0
VT out-rebounds opponent	3-2
Opp. out-rebounds VT	0-1
Rebounds are tied	0-1
VT has more FT attempts	3-2
Opp. has more FT attempts	0-2
VT makes more 3-pointers	2-0
Opp. makes more 3-pointers	1-4
VT wins turnover battle	1-1
Opp. wins turnover battle	1-3
Turnovers are tied	1-0
VT scores 100+	0-0
VT scores 90-99 points	1-0
VT scores 80-89 points	1-0
VT scores 70-79 points	0-0
VT scores 60-69 points	0-4
VT scores 50-59 points	1-0
VT scores < 50 points	0-0
Opp. scores > 99 points	0-0
Opp. scores 90-99 points	0-0
Opp. scores 80-89 points	0-1
Opp. scores 70-79 points	1-3
Opp. scores 60-69 points	1-0
Opp. scores 50-59 points	1-0
Opp. scores < 50 points	0-0
Playing on Monday	2-1
Playing on Tuesday	0-0
Playing on Wednesday	0-2
Playing on Thursday	0-0
Playing on Friday	1-1
Playing on Saturday	0-0
Playing on Sunday	0-0
In November	3-4
In December	0-0
In January	0-0
In February	0-0
In March	0-0
Playing during the day	0-0
Playing at night	3-4
Wearing White	2-3
Wearing Maroon	1-0
Wearing Orange	0-1
Wearing Black	0-0

STARTING LINEUPS

W/L

3-1 Brandon Rechsteiner, Jaydon Young, Jaden Schutt, Tobi Lawal, Mylyjael Poteat
 0-3 Brandon Rechsteiner, Jaden Schutt, Tyler Johnson, Tobi Lawal, Mylyjael Poteat

Margin of Victory/Defeat

	1	2	3	4	5	6	7	8	9	10	11-19	20+
Wins	-	-	-	-	-	1	-	-	-	-	1	1
Losses	-	-	-	-	-	-	-	-	-	2	1	1

Most First Half Points

Virginia Tech 40 vs. Delaware State (11/4/24)
 Opponents 37 by Penn State (11/15/24)

Most Second Half Points

Virginia Tech 56 vs. USC Upstate (11/8/24)
 Opponents 49 by Penn State (11/15/24)

Fewest First Half Points

Virginia Tech 23 vs. Winthrop (11/11/24)
 Opponents 25 by Winthrop (11/11/24)

Fewest Second Half Points

Virginia Tech 25 vs. Jacksonville (11/20/24)
 Opponents 27 by Winthrop (11/11/24)

Largest Halftime Lead

Virginia Tech 10 vs. Jacksonville (11/20/24)
 Opponents 8 (2x), last by South Carolina (11/27/24)

Largest Margin of Victory

Virginia Tech 23 vs. Delaware State (11/4/24)
 Opponents 22 by Penn State (11/15/24)

MISCELLANEOUS

How 1st Points Were Scored	Rebounds Leader	Blocks Leader	15+ Rebounds
Layup 1	Tyler Johnson 1	Ben Burnham 1	-
3FG 1	Tobi Lawal 4	Tobi Lawal 3	-
Jumper 3	Mylyjael Poteat 3	Mylyjael Poteat 1	20+ Rebounds
Dunk 1		Patrick Wessler 2	-
Free Throw 1	Assists Leader	10+ Points	5+ Assists
Tip-in -	Ben Burnham 1	Tyler Johnson 1	Mylyjael Poteat 1
	Ben Hammond 1	Tobi Lawal 6	Brandon Rechsteiner 1
Scored VT's 1st Points	Mylyjael Poteat 2	Mylyjael Poteat 4	
Tyler Johnson 1	Brandon Rechsteiner 4	Brandon Rechsteiner 3	10+ Assists
Tobi Lawal 1	Jaden Schutt 2	Jaden Schutt 3	-
Mylyjael Poteat 3	Jaydon Young 1	Jaydon Young 4	
Brandon Rechsteiner 1			5+ Steals
Jaden Schutt 1	Steals Leader	20+ Points	-
	Ben Hammond 2	Tobi Lawal 1	
First Off VT Bench	Tobi Lawal 3		5+ Blocks
Ben Burnham 5	Brandon Rechsteiner 1		-
Ben Hammond 3	Jaden Schutt 5	30+ Points	
Patrick Wessler 3		-	
			Double-Doubles
Points Leader		10+ Rebounds	Tobi Lawal 1
Tobi Lawal 2		Tyler Johnson 1	
Mylyjael Poteat 3		Tobi Lawal 1	Triple-Doubles
Brandon Rechsteiner 1			-
Jaden Schutt 1			
Jaydon Young 1			

THE LAST TIME

LAST TIME VIRGINIA TECH...

Scored 100+ points and won	100-55, vs. Coppin State, 11/6/23
Scored 100+ points and lost	100-104 (2OT), vs. Maryland, 2/27/10
Played in OT	65-70 (OT), at Boston College, 12/21/22
Played in consecutive OTs	82-77 (OT), vs. UAB, 11/28/15; 79-81 (OT), vs. Northwestern, 12/1/15
Played in 2OT	79-77 (2OT), vs. North Carolina, 1/22/20
Played in 3OT	95-102 (3OT), vs. Miami (Fla.), 2/19/20
Scored 100+ points	100-55, vs. Coppin State, 11/6/23
Scored 90-99 points	93-74, vs. USC Upstate, 11/8/24
Scored 80-89 points	83-60, vs. Delaware State, 11/4/24
Scored 70-79 points	73-81, at Ohio State, 3/23/24
Scored 60-69 points	60-70, vs. South Carolina, 11/27/24
Scored 50-59 points	58-52, vs. Winthrop, 11/11/24
Scored 40-49 points	47-24, at #23 NC State, 2/2/19
Scored 30-39 points	39-65, at #19 Virginia, 1/4/20
Scored 20-29 points	27-40, at McGuire Hospital, 2/2/46
Scored 10-19 points	16-45, at Virginia, 1/30/39
Scored less than 10 points	9-29, vs. North Carolina, 1/12/35
Allowed 100+ points	95-102 (3OT), vs. Miami (Fla.), 1/19/20
Allowed 90-99 points	81-96, at #7 North Carolina, 2/17/24
Allowed 80-89 points	64-86, vs. Penn State, 11/15/24
Allowed 70-79 points	60-70, vs. South Carolina, 11/27/24
Allowed 60-69 points	83-60, vs. Delaware State, 11/4/24
Allowed 50-59 points	58-52, vs. Winthrop, 11/11/24
Allowed 40-49 points	75-41, vs. Virginia, 2/19/24
Allowed 30-39 points	65-39, vs. Radford, 11/15/21
Allowed 20-29 points	47-24, at #23 NC State, 2/2/19
Allowed 10-19 points	60-19, vs. Lynchburg, 1/9/46
Allowed less than 10 points	28-9, vs. Hampden-Sydney, 1/17/1923
Scored at least 60 points in a half	66, 2nd Half, vs. The Citadel, 11/12/17
Largest margin of victory	83, vs. Randolph-Macon (87-4), 1/10/1911
Largest margin of victory in ACC	38, vs. Wake Forest (84-46), 2/27/21
Defeated a ranked opponent on the road	47-24, at #23 NC State, 2/2/19
Defeated a ranked opponent at home	87-72, vs. #21 Clemson, 1/10/24
Defeated a ranked opponent on a neutral court	82-67, vs. #7 Duke, 3/12/22
Defeated a defending national champion	65-51, vs. #8 Virginia, 1/30/21
Held opponent without a double-figure scorer	65-39, vs. Radford, 11/15/21
Failed to have a double-figure scorer	41-57, vs. Temple, 2/25/96
Had 5 or more players score in double figures	6, vs. USC Upstate, 11/8/24
Had 6 or more players score in double figures	6, vs. USC Upstate, 11/8/24
Had 7 or more players score in double figures	7, vs. Cornell, 12/8/21
Did not make a 3FG	at Providence, 2/1/03
Opponent did not make a 3FG	vs. Virginia, 2/14/22
Did not shoot a FT in the first half	vs. Miami, 1/13/24
Did not shoot a FT in the second half	at Syracuse, 2/27/24
Opponent did not shoot a FT	vs. Merrimack, 11/21/21
Opponent did not make a FT	vs. Florida State, 3/4/23
Held an opponent under 10 points in a half	9, vs. Eastern Michigan (1H), 12/22/11
Held an opponent under 20 points in a half	17, vs. Pitt (1H), 2/7/22
Had double-figure blocked shots	10, vs. Wake Forest, 2/27/21
Came back from a double-figure deficit to win	15, vs. Wake Forest, 3/2/24
Lost a double-digit lead	11, vs. Michigan, 11/25/24
Led by 20 or more points at halftime	20, vs. Virginia, 2/19/24
Had 20-29 assists in a game	20, vs. Delaware State, 11/4/24
Had 30 or more assists	36, vs. The Citadel, 11/12/17
Held a team under 20 percent from the floor	16.7%, at No. 23/22 NC State, 2/2/19
Held a team under three made FGs in a half	2, vs. Notre Dame, 1/10/21
Won an ACC Tournament Championship	82-67, vs. #7 Duke, 3/12/22
Won an NCAA Tournament game	67-58, vs. Liberty, 3/24/19

WHAT'S A HOKIE?

The answer leads all the way back to 1896 when Virginia Agricultural and Mechanical College changed its name to Virginia Polytechnic Institute. With the change came the necessity for writing a new cheer and a contest for such a purpose was held by the student body.



Senior O.M. Stull won first prize for his "Hokie" yell which is still used today. Later, when asked if "Hokie" had any special meaning, Stull explained the word was solely the product of his imagination and was used only as an attention-getter for his yell. It soon became a nickname for all Tech teams and for those people loyal to Tech athletics.

The official university school colors - Chicago Maroon and Burnt Orange - also were introduced in 1896. The colors were chosen by a committee because they made a 'unique combination' not worn elsewhere at the time. The official definition of "Hokie" is "a loyal Virginia Tech Fan."



OUR NAME


When referring to our name, we ask that you use Virginia Tech, Hokies or Tech - and not 'Vah Tech.' Thank you!

THE LAST TIME

LAST TIME A VIRGINIA TECH PLAYER...

Recorded a double-double	Tobi Lawal (10 pts./10 rebs.), vs. Winthrop, 11/11/24
Recorded a triple-double	Justyn Mutts (12 pts./14 rebs./11 ast.), vs. Syracuse, 2/12/22
Two Tech players recorded double-doubles in same game	Sean Pedulla (15 pts./10 asts.) & Lynn Kidd (14 pts./11 rebs.), vs. Coppin State, 11/6/23
Two Tech players recorded double-doubles in consecutive games	vs. North Carolina (ACC Tournament), 3/13/09; vs. Duquesne (NIT), 3/18/09
Had five or more steals	Sean Pedulla (5), at Georgia Tech, 2/15/23
Had 10 or more assists in a game	Brandon Rechsteiner (11), vs. American, 12/21/23
Had 20 or more rebounds in a game	Jeff Allen (21), vs. Longwood, 12/14/08
Two Tech players with double-figure rebounds	Tyler Johnson (10) and Tobi Lawal (10), vs. Winthrop, 11/11/24
Two Tech players had five or more assists	Sean Pedulla (6) & MJ Collins (5), vs. Wake Forest, 3/2/24
Three Tech players had five or more assists	Justyn Mutts (8), Hunter Cattoor (8) & Grant Basile (5), vs. Syracuse, 1/28/23
Four Tech players had five or more assists	Kerry Blackshear Jr. (8), Devin Wilson (7), Justin Robinson (7) & Chris Clarke (5), vs. The Citadel, 11/12/17
Three Tech players made five or more 3FG	Nahiem Alleyne (5), Jalen Cone (5) & Isaiah Wilkins (5), vs. Delaware State, 11/20/19
Eight or more Tech players made a 3FG	8 players, at Pitt, 2/5/22
Two Tech players scored 20 or more points	Hunter Cattoor (26) & Lynn Kidd (21), vs. Wake Forest, 3/2/24
Three Tech players scored 20 or more points	Nickeil Alexander-Walker (25), Ahmed Hill (23) & Justin Robinson (23), vs. #23 Purdue, 11/18/18
Two Tech players scored 20 or more points in consecutive games	Nickeil Alexander-Walker & Kerry Blackshear Jr., 11/10/17 & 11/12/17
Tech player scored 30 or more points in consecutive games	Sean Pedulla, 1/10/24 & 1/13/24
Tech freshman scored 20 or more points in a game	Sean Pedulla (20), at Florida State, 1/29/22
Three Tech freshmen scored in double figures in a game	Hunter Cattoor (14), Jalen Cone (11) & Lander Nolley II (10), vs. North Carolina, 3/10/20
Four Tech freshmen scored in double figures in a game	Landers Nolley II (21), Tyrece Radford (21), Jalen Cone (15) & Nahiem Alleyne (10), at Wake Forest, 1/14/20
Tech player scored 30-39 points in a game	Sean Pedulla (33), vs. Miami, 1/13/24
Tech player scored 40-49 points in a game	Dorenzo Hudson (41), vs. Seton Hall, 1/2/10
Tech player scored 50+ points in a game	Bimbo Coles (51), vs. Southern Miss, 2/6/88
Tech player had consecutive double-doubles	Justyn Mutts, 11/17/22, 11/18/22
Tech player had three consecutive double-doubles	Keve Aluma, 1/27/21, 1/30/21, 2/3/21
Tech freshman had consecutive double-doubles	Kerry Blackshear Jr., 12/13/15, 12/19/15
Tech allowed a triple-double	Dennis Smith Jr. (27 pts./11 rebs./11 ast.), at NC State, 1/4/17
Tech had a walk-on score double figures	Christian Beyer (13), vs. Alabama A&M, 12/14/14





MIKE YOUNG

Head Coach | Sixth Season at Virginia Tech

2020-21 ACC Coach of the Year

CAREER RECORDS

Overall Record	394-314
Conference Games	220-172
Non-Conference Games	174-142
Conference Tournament	25-16
NCAA Tournament	1-7
Overtime Games	20-17
One-Point Games	12-15
vs. AP Top 25	10-32

VS. CURRENT ACC HEAD COACHES

Coach	All	VT	Wofford
Earl Grant	1-3	1-3	-
Brad Brownell	5-5	5-3	0-2
Jon Scheyer	1-2	1-2	-
Leonard Hamilton	3-3	3-3	-
Damon Stoudamire	1-0	1-0	-
Pat Kelsey	2-1	0-1	2-0
Jim Larrañaga	4-8	3-7	1-1
Kevin Keatts	3-3	3-3	-
Hubert Davis	2-3	2-3	-
Micah Shrewsberry	2-1	2-1	-
Jeff Capel III	4-2	4-2	-
Adrian Autry	0-1	0-1	-
Ron Sanchez	0-0	0-0	0-0
Steve Forbes	9-6	3-3	6-3
Total	37-38	28-32	9-6

vs. Coach Young

Earl Grant	3-1 at BC
Brad Brownell	5-5 at Clemson
Jon Scheyer	2-1 at Duke
Leonard Hamilton	3-3 at Florida State
Damon Stoudamire	0-1 at Georgia Tech
Pat Kelsey	1-0 at CofC; 0-2 at Winth
Jim Larrañaga	0-1 at GMU; 8-3 at Miami
Kevin Keatts	3-3 at NC State
Hubert Davis	3-2 at UNC
Micah Shrewsberry	1-1 at ND; 0-1 at Penn St.
Jeff Capel III	2-4 at Pitt
Adrian Autry	1-0 at Syracuse
Ron Sanchez	0-0 at UVA
Steve Forbes	3-6 at ETSU; 3-3 at Wake

▶ COACH YOUNG: CAREER BREAKDOWN

Season	School	Overall	Conference	Finish	Postseason	Ranking	RPI/NET
2002-03	Wofford	14-15 .483	8-8 .500	T6th	-	-/-	219
2003-04	Wofford	9-20 .310	4-12 .250	T10th	-	-/-	273
2004-05	Wofford	14-14 .500	7-9 .438	8th	-	-/-	225
2005-06	Wofford	11-18 .379	6-9 .400	9th	-	-/-	287
2006-07	Wofford	10-20 .333	5-13 .278	T9th	-	-/-	295
2007-08	Wofford	16-16 .500	8-12 .400	8th	-	-/-	191
2008-09	Wofford	16-14 .533	12-8 .600	4th	-	-/-	177
2009-10	Wofford	26-9 .743	15-3 .833	1st	NCAA First Round	-/-	73
2010-11	Wofford	21-13 .618	14-4 .778	T1st	NCAA First Round	-/-	105
2011-12	Wofford	19-14 .576	12-6 .667	T2nd	CBI	-/-	178
2012-13	Wofford	13-19 .406	7-11 .389	T8th	-	-/-	253
2013-14	Wofford	20-13 .606	11-5 .688	T3rd	NCAA First Round	-/-	152
2014-15	Wofford	28-7 .800	16-2 .889	1st	NCAA First Round	RV/-	49
2015-16	Wofford	15-17 .469	11-7 .611	T3rd	-	-/-	202
2016-17	Wofford	16-17 .485	10-8 .556	T4th	-	-/-	189
2017-18	Wofford	21-13 .618	11-7 .611	T4th	CIT	-/-	141
2018-19	Wofford	30-5 .857	18-0 1.000	1st	NCAA Second Round	19/18	14
Totals	17 Seasons	299-244 .551	175-124 .585				
2019-20	Virginia Tech	16-16 .500	7-13 .350	T10th	-	-/-	92
2020-21	Virginia Tech	15-7 .682	9-4 .692	3rd	NCAA First Round	25/RV	51
2021-22	Virginia Tech	23-13 .639	11-9 .550	7th	NCAA First Round	RV/RV	27
2022-23	Virginia Tech	19-15 .559	8-12 .400	11th	NIT First Round	-/-	75
2023-24	Virginia Tech	19-15 .559	10-10 .500	T8th	NIT Second Round	-/-	58
2024-25	Virginia Tech	3-4 .429	0-0 .000	-	-	-/-	-
Totals	6 Seasons	95-70 .576	45-48 .484				
Overall	23 Seasons	394-314 .556	220-172 .561				

▶ THE YOUNG FILE

Born	5/1/1963
Hometown	Radford, Virginia
Wife	Margaret
Children	Cooper, Davis
Education	Emory & Henry, 1986
Joined Tech Staff	4/7/2019
Years as College Head Coach	23
Years as College Coach	39

Coaching Career

1986-88	Assistant Coach, Emory & Henry
1988-89	Graduate Assistant, Radford
1989-98	Assistant Coach, Wofford
1998-02	Associate Head Coach, Wofford
2002-19	Head Coach, Wofford
2019-pr.	Head Coach, Virginia Tech

▶ ACCOMPLISHMENTS

Seven NCAA Tournaments

2022, 2021, 2019, 2015, 2014, 2011, 2010

One ACC Tournament Championship

2022

Five SoCon Tournament Championships

2019, 2015, 2014, 2011, 2010

Five Conference Coach of the Year Awards

ACC (2021), SoCon (2019, 2015, 2014, 2010)

Two-time National Coach of the Year


2019 (Sporting News), 2010 (Hugh Durham)

Three AP All-America Selections

Fletcher Magee (2018-19), Karl Cochran (2014-15), Noah Dahlman (2009-10)

1 TOBI LAWAL

JUNIOR Forward | 6-8 | 215 | Sociology with a minor in International Studies
London, England | VCU



SEASON/CAREER BESTS

POINTS

Season 23 vs. Delaware State (11/4/24)
Career 23 vs. Delaware State (11/4/24)

REBOUNDS

Season 10 vs. Winthrop (11/11/24)
Career 10 (8x), last vs. Winthrop (11/11/24)

ASSISTS

Season 2 vs. Delaware State (11/4/24)
Career 2 vs. Delaware State (11/4/24)

BLOCKS

Season 2 (3x), last vs. Winthrop (11/11/24)
Career 3 (4x), last vs. Saint Louis (1/19/24)

STEALS

Season 2 (2x), last vs. Winthrop (11/11/24)
Career 2 (8x), last vs. Winthrop (11/11/24)

MINUTES

Season 31 vs. Jacksonville (11/20/24)
Career 31 vs. Jacksonville (11/20/24)

FIELD GOALS MADE

Season 6 (2x), last vs. Jacksonville (11/20/24)
Career 8 vs. Memphis (12/6/23)

FIELD GOALS ATTEMPTED

Season 9 (2x), last vs. Jacksonville (11/20/24)
Career 11 vs. Memphis (12/6/23)

3-PT. FIELD GOALS MADE

Season 2 vs. Delaware State (11/4/24)
Career 2 (2x), last vs. Del. State (11/4/24)

3-PT. FIELD GOALS ATTEMPTED

Season 4 vs. Delaware State (11/4/24)
Career 4 vs. Delaware State (11/4/24)

FREE THROWS MADE

Season 9 (2x), last vs. Michigan (11/25/24)
Career 9 (3x), last vs. Michigan (11/25/24)

FREE THROWS ATTEMPTED

Season 11 vs. Delaware State (11/4/24)
Career 11 (2x), last vs. Del. State (11/4/24)

CAREER STATS

SEASON	TEAM	GP-GS	MIN/AVG	FG-FGA	FG%	3FG-3FGA	3FG%	FT-FTA	FT%	OFF	DEF	TOT	AVG	PF-FO	A	TO	BLK	STL	PTS	AVG
2022-23	VCU	25-1	138/5.5	14-27	.519	0-0	.000	5-17	.294	14	14	28	1.1	27-1	3	12	7	4	33	1.3
2023-24	VCU	38-0	720/18.9	110-165	.667	3-7	.429	70-105	.667	82	145	227	6.0	102-3	11	49	34	25	293	7.7
2024-25	VT	7-7	182/26.0	27-46	.587	4-12	.333	31-43	.721	19	29	48	6.9	18-0	3	20	6	6	89	12.7
TOTAL FOR VT		7-7	182/26.0	27-46	.587	4-12	.333	31-43	.721	19	29	48	6.9	18-0	3	20	6	6	89	12.7
TOTAL		70-8	1040/14.9	151-238	.634	7-19	.368	106-165	.642	115	188	303	4.3	147-4	17	81	47	35	415	5.9

- The most athletic basketball player Mike Young has ever coached. *Last name pronounced: luh-WOWL*
- "I've never had one that jumped like that. He's the best athlete I've had the opportunity to coach," Mike Young said about Tobin Lawal.
- There are times when Lawal grabs rebounds when his head is at or above the basketball rim.
- A dynamic player in pick and roll actions.
- Averaged 7.7 points and 6.0 rebounds per game as a sophomore in 2023-24 at VCU, while shooting 66.7% from the hardwood.
- Has worked extensively in the offseason on expanding his range.
- His faith in Jesus Christ is extremely important to him.
- Exceptional athlete with superior leaping ability; recorded a 49.5-inch vertical leap in 2023 preseason combine testing at VCU.
- Started playing basketball just before he turned 16; a late-bloomer who undoubtedly has his basketball ahead of him. Played soccer and ran track until he transitioned to basketball.

2024-25 GAME-BY-GAME STATS

Opponent	Date	GS	MIN	Total		3-Pointers		Free throws		Rebounds				PF	A	TO	BLK	STL	PTS	AVG	
				FG-FGA	PCT	3FG-3FGA	PCT	FT-FTA	PCT	OFF	DEF	TOT	AVG								
Delaware St.	11/04/2024	*	27:03	6-9	.667	2-4	.500	9-11	.818	3	5	8	8.0	3	2	5	2	2	23	23.0	
USC Upstate	11/08/2024	*	24:35	4-6	.667	0-2	.000	2-2	1.000	3	5	8	8.0	2	0	1	2	0	10	16.5	
Winthrop	11/11/2024	*	29:16	3-6	.500	0-2	.000	4-7	.571	4	6	10	8.7	2	0	2	2	2	10	14.3	
vs Penn St.	11/15/2024	*	21:25	2-6	.333	0-1	.000	4-6	.667	5	4	9	8.8	3	0	4	0	1	8	12.8	
Jacksonville	11/20/2024	*	30:36	6-9	.667	1-1	1.000	1-3	.333	1	3	4	7.8	2	1	5	0	0	14	13.0	
vs Michigan	11/25/2024	*	27:40	2-3	.667	1-1	1.000	9-10	.900	1	2	3	7.0	2	0	3	0	1	14	13.2	
vs South Carolina	11/27/2024	*	21:12	4-7	.571	0-1	.000	2-4	.500	2	4	6	6.9	4	0	0	0	10	12.7		
Totals			7	181:47	27-46	.587	4-12	.333	31-43	.721	19	29	48	6.9	18	3	20	6	6	89	12.7

Player Averages

Games Played	Minutes/game	Points/game	FG Pct	3FG Pct	FT Pct	Rebounds/game	Assists/game	Turnovers/game	Assist/Turnover ratio	Steals/game	Blocks/game
7	26.0	12.7	58.7	33.3	72.1	6.9	0.4	2.9	0.2	0.9	0.9

PRODUCTION TRACKER

	This Season	Career
Scored 10+ Points	6	21
Scored 20+ Points	1	1
Led Tech in Scoring	2	2
Made multiple 3FGs	1	2
Led Tech in Rebounding	4	4
Had a Double-Double	1	5
Had Multiple Assists	1	2
Had Multiple Steals	2	9
Had Multiple Dunks	4	-



2 JADEN SCHUTT

R-SOPHOMORE Guard | 6-5 | 205 | Communication
Yorkville, Illinois | Duke



SEASON/CAREER BESTS

POINTS

Season 17 vs. Winthrop (11/11/24)
Career 17 vs. Winthrop (11/11/24)

REBOUNDS

Season 4 (4x), last vs. South Carolina (11/27/24)
Career 5 vs. UMEs (12/10/22)

ASSISTS

Season 4 vs. USC Upstate (11/8/24)
Career 4 vs. USC Upstate (11/8/24)

BLOCKS

Season -
Career 1 (2x), last vs. Pitt (3/9/23)

STEALS

Season 2 (4x), last vs. South Carolina (11/27/24)
Career 2 (4x), last vs. South Carolina (11/27/24)

MINUTES

Season 32 (2x), last vs. Jacksonville (11/20/24)
Career 32 (2x), last vs. Jacksonville (11/20/24)

FIELD GOALS MADE

Season 6 vs. Winthrop (11/11/24)
Career 6 vs. Winthrop (11/11/24)

FIELD GOALS ATTEMPTED

Season 11 vs. Winthrop (11/11/24)
Career 11 vs. Winthrop (11/11/24)

3-PT. FIELD GOALS MADE

Season 5 vs. Winthrop (11/11/24)
Career 5 vs. Winthrop (11/11/24)

3-PT. FIELD GOALS ATTEMPTED

Season 10 vs. Winthrop (11/11/24)
Career 10 vs. Winthrop (11/11/24)

FREE THROWS MADE

Season 3 (2x), last vs. South Carolina (11/27/24)
Career 3 (2x), last vs. South Carolina (11/27/24)

FREE THROWS ATTEMPTED

Season 6 vs. USC Upstate (11/8/24)
Career 6 vs. USC Upstate (11/8/24)

CAREER STATS

SEASON	TEAM	GP-GS	MIN/AVG	FG-FGA	FG%	3FG-3FGA	3FG%	FT-FTA	FT%	OFF	DEF	TOT	AVG	PF-FO	A	TO	BLK	STL	PTS	AVG
2022-23	DU	14-0	96/6.8	10-28	.357	7-20	.350	2-4	.500	3	12	15	1.1	4-0	6	0	2	1	29	2.1
2024-25	VT	7-7	204/29.1	20-55	.364	14-39	.359	6-10	.600	1	22	23	3.3	19-0	14	9	0	10	60	8.6
TOTAL FOR VT		7-7	204/29.1	20-55	.364	14-39	.359	6-10	.600	1	22	23	3.3	19-0	14	9	0	10	60	8.6
TOTAL		21-7	300/14.3	30-83	.361	21-59	.356	8-14	.571	4	34	38	1.8	23-0	20	9	2	11	89	4.2

- A wing that will be looked upon to stretch defenses beyond the arc. *Last name pronounced: SHOOT*
- Has exceptional passing skills; will be a terrific connecting piece in Tech's offense.
- Leading scorer for the Hokies in their preseason scrimmage vs. JMU.
- Perhaps Tech's most vocal leader on the court; has a high basketball IQ.
- Was fully cleared from prior injuries to begin practice in August 2024.
- Rated as the No. 50 overall player in ESPN 100's rankings for the class of 2022.
- Ranked as the No. 9 player at his position (shooting guard) by ESPN.
- Named the 2022 Gatorade Player of the Year in Illinois.
- Picked Tech over DePaul, Dayton and Butler.

2024-25 GAME-BY-GAME STATS

Opponent	Date	GS	MIN	Total		3-Pointers		Free throws		Rebounds				PF	A	TO	BLK	STL	PTS	AVG	
				FG-FGA	PCT	3FG-3FGA	PCT	FT-FTA	PCT	OFF	DEF	TOT	AVG								
Delaware St.	11/04/2024	*	24:12	3-6	.500	3-6	.500	0-0	.000	0	4	4	4.0	3	2	0	0	1	9	9.0	
USC Upstate	11/08/2024	*	27:18	3-8	.375	1-4	.250	3-6	.500	1	2	3	3.5	3	4	1	0	2	10	9.5	
Winthrop	11/11/2024	*	27:52	6-11	.545	5-10	.500	0-1	.000	0	2	2	3.0	3	1	2	0	0	17	12.0	
vs Penn St.	11/15/2024	*	31:56	3-7	.429	2-6	.333	0-0	.000	0	4	4	3.3	4	2	2	0	1	8	11.0	
Jacksonville	11/20/2024	*	32:11	1-7	.143	1-6	.167	0-0	.000	0	4	4	3.4	1	3	0	0	2	3	9.4	
vs Michigan	11/25/2024	*	30:30	1-7	.143	0-3	.000	0-0	.000	0	2	2	3.2	4	0	3	0	2	2	8.2	
vs South Carolina	11/27/2024	*	29:54	3-9	.333	2-4	.500	3-3	1.000	0	4	4	3.3	1	2	1	0	2	11	8.6	
Totals			7	203:53	20-55	.364	14-39	.359	6-10	.600	1	22	23	3.3	19	14	9	0	10	60	8.6

Player Averages

Games Played	Minutes/game	Points/game	FG Pct	3FG Pct	FT Pct	Rebounds/game	Assists/game	Turnovers/game	Assist/Turnover ratio	Steals/game	Blocks/game
7	29.1	8.6	36.4	35.9	60.0	3.3	2.0	1.3	1.6	1.4	0.0

PRODUCTION TRACKER

	This Season	Career
Scored 10+ Points	3	3
Scored 20+ Points	-	-
Led Tech in Scoring	1	1
Made 3+ 3FGs	2	3
Led Tech in 3FGM	4	4
Shot over 40% from 3	3	4
Had Multiple Assists	5	6
Led Tech in Assists	2	2
Had Multiple Steals	4	4



3 JAYDON YOUNG

SOPHOMORE Guard | 6-4 | 205 | Sports Media and Analytics
Goldsboro, North Carolina | Greensboro Day



SEASON/CAREER BESTS

POINTS

Season 14 vs. USC Upstate (11/8/24)
Career 14 vs. USC Upstate (11/8/24)

REBOUNDS

Season 3 (3x), last vs. South Carolina (11/27/24)
Career 3 (4x), last vs. South Carolina (11/27/24)

ASSISTS

Season 4 vs. Delaware State (11/4/24)
Career 5 vs. Coppin State (11/6/23)

BLOCKS

Season -
Career 1 vs. Notre Dame (3/9/24)

STEALS

Season 1 vs. Michigan (11/25/24)
Career 2 vs. Coppin State (11/6/23)

MINUTES

Season 32 (2x), last vs. Winthrop (11/11/24)
Career 32 (2x), last vs. Winthrop (11/11/24)

FIELD GOALS MADE

Season 5 (2x), last vs. South Carolina (11/27/24)
Career 5 (2x), last vs. South Carolina (11/27/24)

FIELD GOALS ATTEMPTED

Season 13 (2x), last vs. Michigan (11/25/24)
Career 13 (2x), last vs. Michigan (11/25/24)

3-PT. FIELD GOALS MADE

Season 4 vs. USC Upstate (11/8/24)
Career 4 vs. USC Upstate (11/8/24)

3-PT. FIELD GOALS ATTEMPTED

Season 8 vs. Winthrop (11/11/24)
Career 8 vs. Winthrop (11/11/24)

FREE THROWS MADE

Season 5 vs. Delaware State (11/4/24)
Career 5 vs. Delaware State (11/4/24)

FREE THROWS ATTEMPTED

Season 7 vs. Delaware State (11/4/24)
Career 7 vs. Delaware State (11/4/24)

CAREER STATS

SEASON	TEAM	GP-GS	MIN/AVG	FG-FGA	FG%	3FG-3FGA	3FG%	FT-FTA	FT%	OFF	DEF	TOT	AVG	PF-FO	A	TO	BLK	STL	PTS	AVG
2023-24	VT	26-0	221/8.5	15-43	.349	12-32	.375	6-6	1.000	1	20	21	0.8	12-0	18	5	1	6	48	1.8
2024-25	VT	7-4	197/28.2	23-71	.324	13-40	.325	9-11	.818	0	16	16	2.3	9-0	12	11	0	1	68	9.7
TOTAL		33-4	419/12.7	38-114	.333	25-72	.347	15-17	.882	1	36	37	1.1	21-0	30	16	1	7	116	3.5

- Will look to have a big jump in production in his second season in Blacksburg.
- A four-year letterwinner at Greensboro Day under the winningest coach in North Carolina basketball history, Freddy Johnson.
- Three-time all-state, four-time all-conference and three-time conference player of the year.
- Eclipsed 2,000 career points in November 2022.
- Guided Greensboro Day to its 12th NCISAA state title as a senior.
- Four-star recruit according to ESPN.
- Rated the eighth-best player in the state of North Carolina, according to 247Sports.
- Chose the Hokies over Clemson, Virginia, Pitt, NC State and North Carolina A&T.
- Father, Victor, played college basketball at Mount Olive, advancing to the Elite 8 in 2005; played professionally overseas as well.

2024-25 GAME-BY-GAME STATS

Opponent	Date	GS	MIN	Total		3-Pointers		Free throws		Rebounds				PF	A	TO	BLK	STL	PTS	AVG	
				FG-FGA	PCT	3FG-3FGA	PCT	FT-FTA	PCT	OFF	DEF	TOT	AVG								
Delaware St.	11/04/2024	*	26:02	3-10	.300	2-7	.286	5-7	.714	0	3	3	3.0	0	4	2	0	0	13	13.0	
USC Upstate	11/08/2024	*	32:04	4-13	.308	4-7	.571	2-2	1.000	0	2	2	2.5	0	2	0	0	0	14	13.5	
Winthrop	11/11/2024	*	32:12	2-11	.182	2-8	.250	0-0	.000	0	3	3	2.7	0	3	2	0	0	6	11.0	
vs Penn St.	11/15/2024	*	25:05	1-6	.167	0-4	.000	0-0	.000	0	2	2	2.5	3	1	3	0	0	2	8.8	
Jacksonville	11/20/2024		28:01	3-9	.333	1-3	.333	2-2	1.000	0	1	1	2.2	1	1	1	0	0	9	8.8	
vs Michigan	11/25/2024		25:48	5-13	.385	2-6	.333	0-0	.000	0	2	2	2.2	1	0	3	0	1	12	9.3	
vs South Carolina	11/27/2024		28:14	5-9	.556	2-5	.400	0-0	.000	0	3	3	2.3	4	1	0	0	0	12	9.7	
Totals			4	197:26	23-71	.324	13-40	.325	9-11	.818	0	16	16	2.3	9	12	11	0	1	68	9.7

Player Averages

Games Played	Minutes/game	Points/game	FG Pct	3FG Pct	FT Pct	Rebounds/game	Assists/game	Turnovers/game	Assist/Turnover ratio	Steals/game	Blocks/game
7	28.2	9.7	32.4	32.5	81.8	2.3	1.7	1.6	1.1	0.1	0.0

PRODUCTION TRACKER

	This Season	Career
Scored 10+ Points	4	4
Scored 20+ Points	-	-
Led Tech in Scoring	1	1
Made 3+ 3FGs	1	2
Led Tech in 3FGM	3	6
Shot over 40% from 3	2	9
Shot over 50% from the floor	1	9
Had Multiple Assists	3	5
Had Multiple Steals	-	1



4 RODNEY BROWN JR.

SOPHOMORE Guard | 6-6 | 185 | Communication
Perris, California | Cal



SEASON/CAREER BESTS

POINTS

Season 2 vs. Penn State (11/15/24)
Career 13 at Southern Cal (1/3/24)

REBOUNDS

Season 1 vs. Penn State (11/15/24)
Career 4 at Washington (2/17/24)

ASSISTS

Season 1 vs. Delaware State (11/4/24)
Career 4 at Washington St. (2/15/24)

BLOCKS

Season -
Career 1 (2x), last at Utah (3/2/24)

STEALS

Season -
Career 1 (6x), last at Utah (3/2/24)

MINUTES

Season 5 vs. Delaware State (11/4/24)
Career 25 vs. San Diego St. (11/25/23)

FIELD GOALS MADE

Season 1 vs. Penn State (11/15/24)
Career 5 at Arizona (2/1/24)

FIELD GOALS ATTEMPTED

Season 1 (3x), last vs. Penn State (11/15/24)
Career 10 at Arizona (2/1/24)

3-PT. FIELD GOALS MADE

Season -
Career 3 (2x), last at Southern Cal (1/3/24)

3-PT. FIELD GOALS ATTEMPTED

Season 1 (2x), last vs. USC Upstate (11/8/24)
Career 6 (2x), last at Arizona (2/1/24)

FREE THROWS MADE

Season -
Career 4 (2x), last at Washington St. (2/15/24)

FREE THROWS ATTEMPTED

Season -
Career 4 (2x), last at Washington St. (2/15/24)

- One of four Golden Bears to play all 32 games last season at Cal.
- Averaged 3.5 points and 1.1 rebounds in 14.1 minutes per game off the bench as a freshman.
- Shot 39.7% (23 of 58) from 3-point range & 40.6% (39 of 96) from the floor in 2023-24.
- Three double-figure scoring efforts, all in Pac-12 road games at USC (13), Arizona (12) & Washington State (12).
- Graduated from Rancho Christian School (Temecula, California) in spring 2023
- Led Rancho Christian to the 2023 CIF Southern Section Division 2A championship as a senior; scored 16 points in the title game.
- Picked Tech over Santa Clara.

2024-25 GAME-BY-GAME STATS

Opponent	Date	GS	MIN	Total		3-Pointers		Free throws		Rebounds				Other						
				FG-FGA	PCT	3FG-3FGA	PCT	FT-FTA	PCT	OFF	DEF	TOT	AVG	PF	A	TO	BLK	STL	PTS	AVG
Delaware St.	11/04/2024		04:40	0-1	.000	0-1	.000	0-0	.000	0	0	0	0.0	0	1	0	0	0	0	0.0
USC Upstate	11/08/2024		00:55	0-1	.000	0-1	.000	0-0	.000	0	0	0	0.0	0	0	0	0	0	0	0.0
vs Penn St.	11/15/2024		03:35	1-1	1.000	0-0	.000	0-0	.000	0	1	1	0.3	1	0	0	0	0	2	0.7
Totals		0	09:09	1-3	.333	0-2	.000	0-0	.000	0	1	1	0.3	1	1	0	0	0	2	0.7

Player Averages

Games Played	Minutes/game	Points/game	FG Pct	3FG Pct	FT Pct	Rebounds/game	Assists/game	Turnovers/game	Assist/Turnover ratio	Steals/game	Blocks/game
3	3.1	0.7	33.3	0.0	0.0	0.3	0.3	0.0	1.0	0.0	0.0

CAREER STATS

SEASON	TEAM	GP-GS	MIN/AVG	FG-FGA	FG%	3FG-3FGA	3FG%	FT-FTA	FT%	OFF	DEF	TOT	AVG	PF-FO	A	TO	BLK	STL	PTS	AVG
2023-24	Cal	32-0	453/14.2	39-96	.406	23-58	.397	12-14	.857	8	27	35	1.1	48-1	28	20	2	6	113	3.5
2024-25	VT	3-0	9/3.1	1-3	.333	0-2	.000	0-0	.000	0	1	1	0.3	1-0	1	0	0	0	2	0.7
TOTAL FOR VT		3-0	9/3.1	1-3	.333	0-2	.000	0-0	.000	0	1	1	0.3	1-0	1	0	0	0	2	0.7
TOTAL		35-0	463/13.2	40-99	.404	23-60	.383	12-14	.857	8	28	36	1.0	49-1	29	20	2	6	115	3.3

PRODUCTION TRACKER

	This Season	Career
Scored 10+ Points	-	3
Scored 20+ Points	-	-
Led Tech in Scoring	-	-
Made 3+ 3FGs	-	2
Led Tech in 3FGM	-	-
Shot over 40% from 3	-	11
Had Multiple Assists	-	10
Had Multiple Blocks	-	-
Had Multiple Steals	-	4



5 PATRICK WESSLER

R-SOPHOMORE Center | 7-0 | 250 | Marketing Management
 Matthews, North Carolina | Combine Academy



Last name pronounced: WES-ler

- Has made great strides in his conditioning.
- Redshirted the 2022-23 season.
- Invited to the Allen Iverson 24K Showcase game in Memphis his senior year in high school.
- Played his final two seasons at Combine Academy where he guided the program to a state championship in 2021-22.
- Averaged 18 points, 14 rebounds and 2.3 blocks as a senior, while Combine ended the season ranked No. 20 in the country with a 25-5 record.
- Named 2020-21 HoopState Network Sixth Man of the Year.
- Played his freshman and sophomore seasons at David W. Butler High School in Matthews, N.C.
- Southwestern 4A Conference Player of the Year.
- Competed for CC Elite on the AAU circuit.
- Rated the 148th-best prospect in the 2022 class by 247Sports; Tabbed the third-best player in the state of North Carolina and the 24th-best center nationally, according to 247Sports.
- Chose the Hokies over Providence, Southern Cal, NC State and Ole Miss.
- Big fan of dogs as pets. His family always had multiple dogs while Patrick was growing up.

SEASON/CAREER BESTS

POINTS

Season 5 vs. Penn State (11/15/24)
 Career 5 vs. Penn State (11/15/24)

REBOUNDS

Season 6 vs. Winthrop (11/11/24)
 Career 6 vs. Winthrop (11/11/24)

ASSISTS

Season -
 Career 1 (2x), last at Ohio State (3/23/24)

BLOCKS

Season 2 vs. Penn State (11/15/24)
 Career 2 vs. Penn State (11/15/24)

STEALS

Season 1 vs. South Carolina (11/27/24)
 Career 1 (2x), last vs. South Carolina (11/27/24)

MINUTES

Season 14 vs. Winthrop (11/11/24)
 Career 14 vs. Winthrop (11/11/24)

FIELD GOALS MADE

Season 2 (3x), last vs. South Carolina (11/27/24)
 Career 2 (4x), last vs. South Carolina (11/27/24)

FIELD GOALS ATTEMPTED

Season 4 vs. Winthrop (11/11/24)
 Career 4 vs. Winthrop (11/11/24)

3-PT. FIELD GOALS MADE

Season -
 Career -

3-PT. FIELD GOALS ATTEMPTED

Season -
 Career 1 at Wake Forest (12/30/23)

FREE THROWS MADE

Season 3 vs. Penn State (11/15/24)
 Career 3 vs. Penn State (11/15/24)

FREE THROWS ATTEMPTED

Season 4 vs. Penn State (11/15/24)
 Career 4 vs. Penn State (11/15/24)

2024-25 GAME-BY-GAME STATS

Opponent	Date	GS	MIN	Total		3-Pointers		Free throws		Rebounds				PF	A	TO	BLK	STL	PTS	AVG
				FG-FGA	PCT	3FG-3FGA	PCT	FT-FTA	PCT	OFF	DEF	TOT	AVG							
Delaware St.	11/04/2024		09:28	1-1	1.000	0-0	.000	2-2	1.000	1	4	5	5.0	0	0	0	0	4	4.0	
USC Upstate	11/08/2024		08:38	0-1	.000	0-0	.000	0-0	.000	0	0	0	2.5	1	0	1	0	0	2.0	
Winthrop	11/11/2024		14:14	2-4	.500	0-0	.000	0-0	.000	2	4	6	3.7	3	0	1	0	4	2.7	
vs Penn St.	11/15/2024		08:43	1-1	1.000	0-0	.000	3-4	.750	0	3	3	3.5	1	0	1	2	0	5	3.3
Jacksonville	11/20/2024		07:49	1-3	.333	0-0	.000	0-0	.000	2	3	5	3.8	1	0	1	0	2	3.0	
vs Michigan	11/25/2024		06:25	2-3	.667	0-0	.000	0-0	.000	3	1	4	3.8	1	0	0	0	4	3.2	
vs South Carolina	11/27/2024		10:43	2-3	.667	0-0	.000	0-0	.000	1	0	1	3.4	2	0	0	1	1	4	3.3
Totals			0 66:00	9-16	.563	0-0	.000	5-6	.833	9	15	24	3.4	9	0	4	4	1	23	3.3

Player Averages

Games Played	Minutes/game	Points/game	FG Pct	3FG Pct	FT Pct	Rebounds/game	Assists/game	Turnovers/game	Assist/Turnover ratio	Steals/game	Blocks/game
7	9.4	3.3	56.3	0.0	83.3	3.4	0.0	0.6	0.0	0.1	0.6

PRODUCTION TRACKER

	This Season	Career
Scored 10+ Points	-	-
Had 5+ Rebounds	3	3
Had Multiple Blocks	1	1
Led Tech in Blocks	2	3
Had Multiple Steals	-	-
Shot over 50% from the floor	5	9
Played 10+ Minutes	2	3
Shot 5+ Free Throws	-	-
Had Multiple Dunks	-	-



CAREER STATS

SEASON	TEAM	GP-GS	MIN/AVG	FG-FGA	FG%	3FG-3FGA	3FG%	FT-FTA	FT%	OFF	DEF	TOT	AVG	PF-FO	A	TO	BLK	STL	PTS	AVG
2023-24	VT	13-0	50/3.9	5-13	.385	0-1	.000	2-4	.500	8	11	19	1.5	10-0	2	2	4	1	12	0.9
2024-25	VT	7-0	66/9.4	9-16	.563	0-0	.000	5-6	.833	9	15	24	3.4	9-0	0	4	4	1	23	3.3
TOTAL		20-0	116/5.8	14-29	.483	0-1	.000	7-10	.700	17	26	43	2.2	19-0	2	6	8	2	35	1.8

7 BRANDON RECHSTEINER

SOPHOMORE Guard | 6-1 | 190 | Sports Media and Analytics
 Acworth, Georgia | Etowah



SEASON/CAREER BESTS

POINTS

Season 19 vs. USC Upstate (11/8/24)
 Career 19 vs. USC Upstate (11/8/24)

REBOUNDS

Season 3 (2x), last vs. South Carolina (11/27/24)
 Career 4 at Wake Forest (12/30/23)

ASSISTS

Season 5 vs. Penn State (11/15/24)
 Career 11 vs. American (12/21/23)

BLOCKS

Season -
 Career -

STEALS

Season 2 vs. Michigan (11/25/24)
 Career 2 vs. Michigan (11/25/24)

MINUTES

Season 32 vs. Jacksonville (11/20/24)
 Career 32 vs. Jacksonville (11/20/24)

FIELD GOALS MADE

Season 7 vs. USC Upstate (11/8/24)
 Career 7 vs. USC Upstate (11/8/24)

FIELD GOALS ATTEMPTED

Season 13 vs. South Carolina (11/27/24)
 Career 13 vs. South Carolina (11/27/24)

3-PT. FIELD GOALS MADE

Season 3 (2x), last vs. Jacksonville (11/20/24)
 Career 3 (2x), last vs. Jacksonville (11/20/24)

3-PT. FIELD GOALS ATTEMPTED

Season 5 (4x), last vs. South Carolina (11/27/24)
 Career 6 vs. Valparaiso (12/9/23)

FREE THROWS MADE

Season 2 (2x), last vs. Winthrop (11/11/24)
 Career 4 vs. Coppin State (11/6/23)

FREE THROWS ATTEMPTED

Season 2 (3x), last vs. Penn State (11/15/24)
 Career 4 vs. Coppin State (11/6/23)

CAREER STATS

SEASON	TEAM	GP-GS	MIN/AVG	FG-FGA	FG%	3FG-3FGA	3FG%	FT-FTA	FT%	OFF	DEF	TOT	AVG	PF-FO	A	TO	BLK	STL	PTS	AVG
2023-24	VT	26-2	239/9.2	16-43	.372	9-33	.273	6-8	.750	2	16	18	0.7	16-0	33	18	0	4	47	1.8
2024-25	VT	7-7	191/27.2	24-58	.414	11-31	.355	5-8	.625	3	9	12	1.7	19-0	22	14	0	5	64	9.1
TOTAL		33-9	430/13.0	40-101	.396	20-64	.313	11-16	.688	5	25	30	0.9	35-0	55	32	0	9	111	3.4

- Wakes up at 4:50 a.m. almost every day *Last name pronounced: WRECK-stine-er*
- Sharpshooter who should flourish on the offensive side in Coach Young's system.
- A four-year letterwinner at Etowah where he was coached by Jason Dasinger
- All-state and team captain as a junior and senior.
- Averaged 18 points, 5.3 rebounds, 5.1 assists and 2.8 steals per game as a senior, guiding Etowah to the GHSA Class 6A Final Four.
- GACA/GBCA 6A North Player of the Year.
- Reached 1,000 career points on Jan. 14, 2023.
- Consensus four-star recruit.
- Rated the 87th-best prospect in the 2023 class on 247Sports.
- Tabbed the second-best point guard in the state of Georgia and the 15th-best point guard nationally, according to 247Sports.
- Chose the Hokies over Gonzaga, Tennessee, Miami (Fla.), LSU, Xavier, Clemson and Notre Dame.
- Father, Scott, is a hall of fame professional wrestler; goes by Scott Steiner and Big Poppa Pump.
- Brother, Brock, is a wide receiver for Jacksonville State.

2024-25 GAME-BY-GAME STATS

Opponent	Date	GS	MIN	Total		3-Pointers		Free throws		Rebounds			PF	A	TO	BLK	STL	PTS	AVG		
				FG-FGA	PCT	3FG-3FGA	PCT	FT-FTA	PCT	OFF	DEF	TOT								AVG	
Delaware St.	11/04/2024	*	30:37	2-6	.333	2-5	.400	0-1	.000	0	1	1	1.0	4	3	2	0	1	6	6.0	
USC Upstate	11/08/2024	*	26:07	7-12	.583	3-5	.600	2-2	1.000	1	0	1	1.0	2	4	1	0	19	12.5		
Winthrop	11/11/2024	*	21:27	1-4	.250	0-3	.000	2-2	1.000	0	1	1	1.0	1	2	0	0	1	4	9.7	
vs Penn St.	11/15/2024	*	26:56	2-6	.333	1-4	.250	1-2	.500	0	1	1	1.0	2	5	2	0	0	6	8.8	
Jacksonville	11/20/2024	*	31:43	4-6	.667	3-5	.600	0-1	.000	1	1	2	1.2	4	3	5	0	1	11	9.2	
vs Michigan	11/25/2024	*	23:42	4-11	.364	0-4	.000	0-0	.000	1	2	3	1.5	4	1	3	0	2	8	9.0	
vs South Carolina	11/27/2024	*	30:03	4-13	.308	2-5	.400	0-0	.000	0	3	3	1.7	2	4	1	0	0	10	9.1	
Totals			7	190:35	24-58	.414	11-31	.355	5-8	.625	3	9	12	1.7	19	22	14	0	5	64	9.1

Player Averages

Games Played	Minutes/game	Points/game	FG Pct	3FG Pct	FT Pct	Rebounds/game	Assists/game	Turnovers/game	Assist/Turnover ratio	Steals/game	Blocks/game
7	27.2	9.1	41.4	35.5	62.5	1.7	3.1	2.0	1.6	0.7	0.0

PRODUCTION TRACKER

	This Season	Career
Scored 10+ Points	3	4
Scored 20+ Points	-	-
Made Multiple 3FGs	4	6
Made 3+ 3FGs	2	2
Led Tech in 3FGM	2	7
Shot over 40% from 3	4	12
Had 5+ Assists	1	2
Led Tech in Assists	4	9
Had Multiple Steals	1	1



8 PETER CARR

FRESHMAN Guard | 6-5 | 205 | Computer Engineering
West Chester, Pennsylvania | West Chester East



SEASON/CAREER BESTS

POINTS

Season -
Career -

REBOUNDS

Season -
Career -

ASSISTS

Season -
Career -

BLOCKS

Season -
Career -

STEALS

Season -
Career -

MINUTES

Season 1 vs. Delaware State (11/4/24)
Career 1 vs. Delaware State (11/4/24)

FIELD GOALS MADE

Season -
Career -

FIELD GOALS ATTEMPTED

Season -
Career -

3-PT. FIELD GOALS MADE

Season -
Career -

3-PT. FIELD GOALS ATTEMPTED

Season -
Career -

FREE THROWS MADE

Season -
Career -

FREE THROWS ATTEMPTED

Season -
Career -

- Recruited as a preferred walk-on.
- Four-year letterwinner and captain at West Chester East where he was coached by Tom Durant.
- Helped the Vikings to three straight Ches-Mont Conference championships.
- Averaged 13.2 points, 4.3 rebounds, and 1.2 assists per game during his senior year.
- Played AAU basketball for East Coast Power in the HGSL.
- Honors student (4.7 GPA).
- DECA and Senior Class Vice President.
- Youngest of four children: brothers, Alexander and Andrew, and sister, Lizzie.
- Father, Philip, played basketball at the University of Delaware.
- Uncle, Tim Carr, played basketball at the University of Delaware and overseas.
- Brother, Andrew, is a graduate student currently playing basketball at the University of Kentucky.
- Sister, Lizzie, is a junior currently playing volleyball at Purdue University.

2024-25 GAME-BY-GAME STATS

Opponent	Date	GS	MIN	Total		3-Pointers		Free throws		Rebounds				PF	A	TO	BLK	STL	PTS	AVG
				FG-FGA	PCT	3FG-3FGA	PCT	FT-FTA	PCT	OFF	DEF	TOT	AVG							
Delaware St.	11/04/2024		00:33	0-0	.000	0-0	.000	0-0	.000	0	0	0	0.0	1	0	0	0	0	0	0.0
Totals		0	00:33	0-0	.000	0-0	.000	0-0	.000	0	0	0	0.0	1	0	0	0	0	0	0.0

Player Averages

Games Played	Minutes/game	Points/game	FG Pct	3FG Pct	FT Pct	Rebounds/game	Assists/game	Turnovers/game	Assist/Turnover ratio	Steals/game	Blocks/game
1	0.6	0.0	0.0	0.0	0.0	0.0	0.0	0.0	0.0	0.0	0.0

PRODUCTION TRACKER

	This Season
Scored 5+ Points	-
Scored 10+ Points	-
Made Multiple 3FGs	-
Made 3+ 3FGs	-
Led Tech in 3FGM	-
Shot over 40% from 3	-
Played 5+ Minutes	-
Had Multiple Assists	-
Had Multiple Steals	-



CAREER STATS

SEASON	TEAM	GP-GS	MIN/AVG	FG-FGA	FG%	3FG-3FGA	3FG%	FT-FTA	FT%	OFF	DEF	TOT	AVG	PF-FO	A	TO	BLK	STL	PTS	AVG
2024-25	VT	1-0	1/0.6	0-0	.000	0-0	.000	0-0	.000	0	0	0	0.0	1-0	0	0	0	0	0	0.0
TOTAL		1-0	1/0.6	0-0	.000	0-0	.000	0-0	.000	0	0	0	0.0	1-0	0	0	0	0	0	0.0

9 CONNER VENABLE

SOPHOMORE Guard | 6-3 | 195 | Multimedia Journalism and Architecture
Washington, D.C. | The Heights School



SEASON/CAREER BESTS

POINTS

Season -
Career -

REBOUNDS

Season -
Career 1 vs. Valparaiso (12/9/23)

ASSISTS

Season -
Career -

BLOCKS

Season -
Career -

STEALS

Season -
Career -

MINUTES

Season 1 vs. Delaware State (11/4/24)
Career 2 vs. Vermont (12/16/23)

FIELD GOALS MADE

Season -
Career -

FIELD GOALS ATTEMPTED

Season -
Career 1 (2x), last vs. Virginia (2/19/24)

3-PT. FIELD GOALS MADE

Season -
Career -

3-PT. FIELD GOALS ATTEMPTED

Season -
Career 1 vs. Virginia (2/19/24)

FREE THROWS MADE

Season -
Career -

FREE THROWS ATTEMPTED

Season -
Career 3 vs. Vermont (12/16/23)

- Recruited as a preferred walk-on.
- Two-time WCAC All-Conference Honorable Mention in 2021-22 and 2022-2023 at The Heights School in Potomac, Md.
- As the Cavaliers' leading scorer, averaged 25.5 points, 7.2 rebounds, 6.5 assists, 4.1 steals per game across a three-year career at The Heights School.
- Led the Cavaliers' to their first WCAC win in two years.
- Brother Ra'Mond Hines played at Georgetown (2014-18) and competed in the 2015 NCAA tournament.

2024-25 GAME-BY-GAME STATS

Opponent	Date	GS	MIN	Total		3-Pointers		Free throws		Rebounds				PF A TO BLK STL PTS AVG						
				FG-FGA	PCT	3FG-3FGA	PCT	FT-FTA	PCT	OFF	DEF	TOT	AVG	PF	A	TO	BLK	STL	PTS	AVG
Delaware St.	11/04/2024		00:33	0-0	.000	0-0	.000	0-0	.000	0	0	0	0.0	0	0	0	0	0	0	0.0
Totals		0	00:33	0-0	.000	0-0	.000	0-0	.000	0	0	0	0.0	0	0	0	0	0	0	0.0

Player Averages

Games Played	Minutes/game	Points/game	FG Pct	3FG Pct	FT Pct	Rebounds/game	Assists/game	Turnovers/game	Assist/Turnover ratio	Steals/game	Blocks/game
1	0.6	0.0	0.0	0.0	0.0	0.0	0.0	0.0	0.0	0.0	0.0

PRODUCTION TRACKER

	This Season	Career
Scored 5+ Points	-	-
Scored 10+ Points	-	-
Made Multiple 3FGs	-	-
Made 3+ 3FGs	-	-
Led Tech in 3FGM	-	-
Shot over 40% from 3	-	-
Played 5+ Minutes	-	-
Had Multiple Assists	-	-
Had Multiple Steals	-	-



CAREER STATS

SEASON	TEAM	GP-GS	MIN/AVG	FG-FGA	FG%	3FG-3FGA	3FG%	FT-FTA	FT%	OFF	DEF	TOT	AVG	PF-FO	A	TO	BLK	STL	PTS	AVG
2023-24	VT	4-0	4/1.0	0-2	.000	0-1	.000	0-3	.000	1	0	1	0.3	0-0	0	0	0	0	0	0.0
2024-25	VT	1-0	1/0.6	0-0	.000	0-0	.000	0-0	.000	0	0	0	0.0	0-0	0	0	0	0	0	0.0
TOTAL		5-0	4/0.9	0-2	.000	0-1	.000	0-3	.000	1	0	1	0.2	0-0	0	0	0	0	0	0.0

10 TYLER JOHNSON

FRESHMAN Guard | 6-5 | 215 | Earth Science Education
Orlando, Florida | Oak Ridge



- Mike Young called him a “hard-rocking man” who plays hard and is a “fierce offensive rebounder.”
- Four-year letterwinner at Oak Ridge where he was coached by Steve Reece.
- All-Metro and Orlando Sentinel All-Central Florida first team as a junior.
- Coached by Steve Reece and Sean Campbell while playing on the EYBL circuit with the Florida Rebels.
- Consensus three-star recruit.
- Rated the 189th-best prospect in the 2024 class on 247Sports.
- Recognized as the 17th-best player in the state of Florida and the 36th best at his position nationally, according to 247Sports.
- Chose Tech over FAU, Texas State and Hofstra.

SEASON/CAREER BESTS

POINTS

Season 16 vs. USC Upstate (11/8/24)
Career 16 vs. USC Upstate (11/8/24)

REBOUNDS

Season 10 vs. Winthrop (11/11/24)
Career 10 vs. Winthrop (11/11/24)

ASSISTS

Season 2 vs. Jacksonville (11/20/24)
Career 2 vs. Jacksonville (11/20/24)

BLOCKS

Season 1 (2x), last vs. Winthrop (11/11/24)
Career 1 (2x), last vs. Winthrop (11/11/24)

STEALS

Season 1 (3x), last vs. Jacksonville (11/20/24)
Career 1 (3x), last vs. Jacksonville (11/20/24)

MINUTES

Season 25 (2x), last vs. Penn State (11/15/24)
Career 25 (2x), last vs. Penn State (11/15/24)

FIELD GOALS MADE

Season 5 vs. USC Upstate (11/8/24)
Career 5 vs. USC Upstate (11/8/24)

FIELD GOALS ATTEMPTED

Season 8 vs. Delaware State (11/4/24)
Career 8 vs. Delaware State (11/4/24)

3-PT. FIELD GOALS MADE

Season -
Career -

3-PT. FIELD GOALS ATTEMPTED

Season 2 (2x), last vs. Michigan (11/25/24)
Career 2 (2x), last vs. Michigan (11/25/24)

FREE THROWS MADE

Season 6 vs. USC Upstate (11/8/24)
Career 6 vs. USC Upstate (11/8/24)

FREE THROWS ATTEMPTED

Season 7 vs. USC Upstate (11/8/24)
Career 7 vs. USC Upstate (11/8/24)

2024-25 GAME-BY-GAME STATS

Opponent	Date	GS	MIN	Total		3-Pointers		Free throws		Rebounds				PF	A	TO	BLK	STL	PTS	AVG
				FG-FGA	PCT	3FG-3FGA	PCT	FT-FTA	PCT	OFF	DEF	TOT	AVG							
Delaware St.	11/04/2024		24:33	4-8	.500	0-2	.000	0-3	.000	2	4	6	6.0	3	1	2	1	1	8	8.0
USC Upstate	11/08/2024		21:28	5-7	.714	0-1	.000	6-7	.857	1	3	4	5.0	1	1	0	0	0	16	12.0
Winthrop	11/11/2024		20:20	2-7	.286	0-1	.000	0-0	.000	6	4	10	6.7	2	0	4	1	1	4	9.3
vs Penn St.	11/15/2024		25:28	1-2	.500	0-1	.000	2-2	1.000	2	4	6	6.5	3	0	3	0	0	4	8.0
Jacksonville	11/20/2024	*	19:48	1-5	.200	0-1	.000	1-1	1.000	1	0	1	5.4	0	2	0	0	1	3	7.0
vs Michigan	11/25/2024	*	21:02	1-6	.167	0-2	.000	0-0	.000	3	3	6	5.5	2	1	1	0	0	2	6.2
vs South Carolina	11/27/2024	*	17:51	2-5	.400	0-0	.000	0-0	.000	0	1	1	4.9	1	1	1	0	0	4	5.9
Totals			3 150:30	16-40	.400	0-8	.000	9-13	.692	15	19	34	4.9	12	6	11	2	3	41	5.9

Player Averages

Games Played	Minutes/game	Points/game	FG Pct	3FG Pct	FT Pct	Rebounds/game	Assists/game	Turnovers/game	Assist/Turnover ratio	Steals/game	Blocks/game
7	21.5	5.9	40.0	0.0	69.2	4.9	0.9	1.6	0.5	0.4	0.3

PRODUCTION TRACKER

	This Season
Scored 10+ Points	1
Scored 20+ Points	-
Led Tech in Scoring	-
Had 10+ Rebounds	1
Led Tech in Rebounding	1
Had a Double-Double	-
Shot over 50% from the floor	3
Made 3+ 3FGs	-
Shot 5+ Free Throws	1



CAREER STATS

SEASON	TEAM	GP-GS	MIN/AVG	FG-FGA	FG%	3FG-3FGA	3FG%	FT-FTA	FT%	OFF	DEF	TOT	AVG	PF-FO	A	TO	BLK	STL	PTS	AVG
2024-25	VT	7-3	150/21.5	16-40	.400	0-8	.000	9-13	.692	15	19	34	4.9	12-0	6	11	2	3	41	5.9
TOTAL		7-3	150/21.5	16-40	.400	0-8	.000	9-13	.692	15	19	34	4.9	12-0	6	11	2	3	41	5.9

11 BEN HAMMOND

FRESHMAN Guard | 5-11 | 170 | Sports Media and Analytics
Fairfax, Virginia | Paul VI



SEASON/CAREER BESTS

POINTS

Season 8 vs. Michigan (11/25/24)
Career 8 vs. Michigan (11/25/24)

REBOUNDS

Season 2 (2x), last vs. South Carolina (11/27/24)
Career 2 (2x), last vs. South Carolina (11/27/24)

ASSISTS

Season 3 vs. Michigan (11/25/24)
Career 3 vs. Michigan (11/25/24)

BLOCKS

Season -
Career -

STEALS

Season 2 vs. Winthrop (11/11/24)
Career 2 vs. Winthrop (11/11/24)

MINUTES

Season 19 (2x), last vs. Michigan (11/25/24)
Career 19 (2x), last vs. Michigan (11/25/24)

FIELD GOALS MADE

Season 2 (2x), last vs. Penn State (11/15/24)
Career 2 (2x), last vs. Penn State (11/15/24)

FIELD GOALS ATTEMPTED

Season 6 vs. Michigan (11/25/24)
Career 6 vs. Michigan (11/25/24)

3-PT. FIELD GOALS MADE

Season 1 (2x), last vs. Michigan (11/25/24)
Career 1 (2x), last vs. Michigan (11/25/24)

3-PT. FIELD GOALS ATTEMPTED

Season 3 vs. Winthrop (11/11/24)
Career 3 vs. Winthrop (11/11/24)

FREE THROWS MADE

Season 5 vs. Michigan (11/25/24)
Career 5 vs. Michigan (11/25/24)

FREE THROWS ATTEMPTED

Season 6 vs. Michigan (11/25/24)
Career 6 vs. Michigan (11/25/24)

CAREER STATS

SEASON	TEAM	GP-GS	MIN/AVG	FG-FGA	FG%	3FG-3FGA	3FG%	FT-FTA	FT%	OFF	DEF	TOT	AVG	PF-FO	A	TO	BLK	STL	PTS	AVG
2024-25	VT	7-0	100/14.3	6-25	.240	2-8	.250	9-13	.692	0	7	7	1.0	11-0	10	8	0	7	23	3.3
TOTAL		7-0	100/14.3	6-25	.240	2-8	.250	9-13	.692	0	7	7	1.0	11-0	10	8	0	7	23	3.3

- Previously signed with Rhode Island in fall 2023; reopened his recruitment on April 16, 2024 and chose the Hokies less than two weeks later.
- Point guard for Paul VI, which finished the 2023-24 season 35-3 and ranked No. 2 in the country by ESPN.
- Earned First-Team All-Met honors in March after averaging 14 points, 6.7 assists, 4.5 rebounds and 3.4 steals per game as a senior.
- Eclipsed 1,000 career points and became PVI's all-time winningest player after guiding the Panthers to their fourth straight VISAA state title and his second WCAC title.
- Played for Team Takeover on the Nike EYBL circuit; joins former Tech star Erick Green, who led the nation in scoring in 2013, with ties to Paul VI and Team Takeover.
- Consensus three-star prospect and a top-10 player in Virginia.
- Chose the Hokies over Tennessee.
- David Jackson, the Hokies' strength and conditioning coach, calls him Mighty Mouse because despite his small stature, he is jacked and lightning quick.
- Father served in the army for 23 years and retired as a Lt. Colonel.

2024-25 GAME-BY-GAME STATS

Opponent	Date	GS	MIN	Total		3-Pointers		Free throws		Rebounds				PF	A	TO	BLK	STL	PTS	AVG	
				FG-FGA	PCT	3FG-3FGA	PCT	FT-FTA	PCT	OFF	DEF	TOT	AVG								
Delaware St.	11/04/2024		08:50	0-2	.000	0-2	.000	0-0	.000	0	1	1	1.0	2	2	1	0	1	0	0.0	
USC Upstate	11/08/2024		13:53	2-4	.500	0-1	.000	0-0	.000	0	2	2	1.5	2	2	0	0	1	4	2.0	
Winthrop	11/11/2024		18:33	1-4	.250	1-3	.333	3-4	.750	0	0	0	1.0	1	1	0	0	2	6	3.3	
vs Penn St.	11/15/2024		16:30	2-4	.500	0-0	.000	0-1	.000	0	0	0	0.8	4	1	4	0	1	4	3.5	
Jacksonville	11/20/2024		08:17	0-1	.000	0-0	.000	1-2	.500	0	1	1	0.8	0	0	2	0	0	1	3.0	
vs Michigan	11/25/2024		18:58	1-6	.167	1-1	1.000	5-6	.833	0	1	1	0.8	2	3	0	0	1	8	3.8	
vs South Carolina	11/27/2024		15:04	0-4	.000	0-1	.000	0-0	.000	0	2	2	1.0	0	1	1	0	1	0	3.3	
Totals			0	100:05	6-25	.240	2-8	.250	9-13	.692	0	7	7	1.0	11	10	8	0	7	23	3.3

Player Averages

Games Played	Minutes/game	Points/game	FG Pct	3FG Pct	FT Pct	Rebounds/game	Assists/game	Turnovers/game	Assist/Turnover ratio	Steals/game	Blocks/game
7	14.3	3.3	24.0	25.0	69.2	1.0	1.4	1.1	1.3	1.0	0.0

PRODUCTION TRACKER

	This Season
Scored 10+ Points	-
Led Tech in Scoring	-
Made Multiple 3FGs	-
Had Multiple Assists	3
Had 5+ Assists	-
Led Tech in Assists	1
Shot over 50% from the floor	2
Had Multiple Steals	1
Led Tech in Steals	2



13 BEN BURNHAM

SENIOR Forward | 6-7 | 220 | Psychology
Fort Mill, South Carolina | College of Charleston



SEASON/CAREER BESTS

POINTS

Season 8 (2x), last vs. South Carolina (11/27/24)
Career 25 vs. Stony Brook (2/25/23)

REBOUNDS

Season 5 (2x), last vs. Jacksonville (11/20/24)
Career 13 at Hofstra (2/28/22)

ASSISTS

Season 3 vs. Jacksonville (11/20/24)
Career 4 vs. Saint Joseph's (12/21/23)

BLOCKS

Season 1 vs. South Carolina (11/27/24)
Career 2 (9x), last vs. Alabama (3/22/24)

STEALS

Season 1 (2x), last vs. South Carolina (11/27/24)
Career 3 (3x), last vs. The Citadel (12/14/23)

MINUTES

Season 23 vs. Michigan (11/25/24)
Career 35 vs. Presbyterian (12/12/21)

FIELD GOALS MADE

Season 3 vs. South Carolina (11/27/24)
Career 10 vs. Stony Brook (2/25/23)

FIELD GOALS ATTEMPTED

Season 8 vs. Jacksonville (11/20/24)
Career 19 vs. Wyoming (11/17/23)

3-PT. FIELD GOALS MADE

Season 2 (2x), last vs. South Carolina (11/27/24)
Career 4 (2x), last vs. William & Mary (2/3/24)

3-PT. FIELD GOALS ATTEMPTED

Season 2 (3x), last vs. South Carolina (11/27/24)
Career 10 vs. Wyoming (11/17/23)

FREE THROWS MADE

Season 2 (3x), last vs. Jacksonville (11/20/24)
Career 6 (2x), last vs. Alabama (3/22/24)

FREE THROWS ATTEMPTED

Season 3 vs. Jacksonville (11/20/24)
Career 8 (3x), last vs. Alabama (3/22/24)

- When asked to describe Ben Burnham in one word, Mike Young said: "tough." He's not afraid to embrace physicality.
- Advanced to the 2024 NCAA tournament following a 82-79 overtime win against Stony Brook in the CAA title game.
- Averaged 11.9 points per game as a junior at College of Charleston.
- Scored 19 points against Alabama in the NCAA first round game.
- 6-foot-7 forward who starred at Carmel Christian School in Charlotte, N.C.
- Recorded two monster triple-double performances as a senior with 22 points, 16 rebounds and 10 blocks versus Victory Christian on Jan. 26 and 23 points, 23 rebounds and 10 blocks against Charlotte Christian in the state 4A playoffs.
- A two-time NCISAA all-state selection.
- Chose Tech over Florida State, Ole Miss and South Carolina.
- Has a good sense of humor. When asked what fans should know about him, he said, "I love food, so if anyone wants to take me out to lunch, let me know."
- Burnham was a skateboarder back in the day.

Last name pronounced: burn-UM

2024-25 GAME-BY-GAME STATS

Opponent	Date	GS	MIN	Total		3-Pointers		Free throws		Rebounds				PF	A	TO	BLK	STL	PTS	AVG
				FG-FGA	PCT	3FG-3FGA	PCT	FT-FTA	PCT	OFF	DEF	TOT	AVG							
Delaware St.	11/04/2024		17:25	0-3	.000	0-1	.000	2-2	1.000	2	2	4	4.0	2	0	1	0	0	2	2.0
USC Upstate	11/08/2024		16:01	0-2	.000	0-0	.000	1-2	.500	3	2	5	4.5	2	0	1	0	0	1	1.5
Winthrop	11/11/2024		10:44	1-3	.333	0-1	.000	0-0	.000	0	2	2	3.7	1	0	0	0	0	1.7	
vs Penn St.	11/15/2024		11:45	2-3	.667	2-2	1.000	2-2	1.000	1	2	3	3.5	5	2	1	0	0	8	3.3
Jacksonville	11/20/2024		18:11	2-8	.250	0-2	.000	2-3	.667	1	4	5	3.8	0	3	0	0	1	6	3.8
vs Michigan	11/25/2024		22:44	2-6	.333	0-0	.000	1-2	.500	2	2	4	3.8	2	0	0	0	0	5	4.0
vs South Carolina	11/27/2024		22:18	3-5	.600	2-2	1.000	0-0	.000	0	1	1	3.4	2	0	3	1	1	8	4.6
Totals			0 119:08	10-30	.333	4-8	.500	8-11	.727	9	15	24	3.4	14	5	6	1	2	32	4.6

Player Averages

Games Played	Minutes/game	Points/game	FG Pct	3FG Pct	FT Pct	Rebounds/game	Assists/game	Turnovers/game	Assist/Turnover ratio	Steals/game	Blocks/game
7	17.0	4.6	33.3	50.0	72.7	3.4	0.7	0.9	0.8	0.3	0.1

PRODUCTION TRACKER

	This Season	Career
Scored 10+ Points	-	47
Scored 20+ Points	-	5
Led Tech in Scoring	-	-
Had 10+ Rebounds	-	3
Led Tech in Rebounding	-	-
Had a Double-Double	-	-
Shot over 50% from the floor	2	59
Made 3+ 3FGs	-	12
Shot 5+ Free Throws	-	5



CAREER STATS

SEASON	TEAM	GP-GS	MIN/AVG	FG-FGA	FG%	3FG-3FGA	3FG%	FT-FTA	FT%	OFF	DEF	TOT	AVG	PF-FO	A	TO	BLK	STL	PTS	AVG
2021-22	CC	32-26	630/19.7	97-205	.473	23-71	.324	28-43	.651	47	91	138	4.3	57-0	27	37	15	22	245	7.7
2022-23	CC	35-0	588/16.8	116-219	.530	41-92	.446	36-50	.720	38	90	128	3.7	57-0	19	36	12	12	309	8.8
2023-24	CC	35-35	771/22.0	157-338	.464	46-125	.368	57-82	.695	59	100	159	4.5	55-1	31	34	17	30	417	11.9
2024-25	VT	7-0	119/17.0	10-30	.333	4-8	.500	8-11	.727	9	15	24	3.4	14-1	5	6	1	2	32	4.6
TOTAL FOR VT		7-0	119/17.0	10-30	.333	4-8	.500	8-11	.727	9	15	24	3.4	14-1	5	6	1	2	32	4.6
TOTAL		109-61	2108/19.3	380-792	.480	114-296	.385	129-186	.694	153	296	449	4.1	183-2	82	113	45	66	1003	9.2

21 RYAN JONES JR.

FRESHMAN Forward | 6-8 | 240 | Graphic Design
Gainesville, Florida | The Rock School



- Strong in his faith of Jesus Christ; attends numerous FCA events as a campus student leader.
- Five-year letterwinner at The Rock School where he was coached by Justin Harden.
- Offensive player of the year as a sophomore and SIAA first team as a junior.
- Played AAU with Judah Nation.
- Won a gold medal with Team USA at the 2021 FIBA Americas U16 Championship.
- Consensus four-star recruit.
- Rated the 69th-best prospect in the 2024 class on 247Sports.
- Recognized as the 12th-best player in the state of Florida and the 12th-best center nationally, according to 247Sports.
- Chose Tech over Florida.
- Hidden talent is drawing.

SEASON/CAREER BESTS

POINTS

Season 4 vs. Delaware State (11/4/24)
Career 4 vs. Delaware State (11/4/24)

REBOUNDS

Season 1 vs. Delaware State (11/4/24)
Career 1 vs. Delaware State (11/4/24)

ASSISTS

Season -
Career -

BLOCKS

Season -
Career -

STEALS

Season -
Career -

MINUTES

Season 3 vs. Penn State (11/15/24)
Career 3 vs. Penn State (11/15/24)

FIELD GOALS MADE

Season 2 vs. Delaware State (11/4/24)
Career 2 vs. Delaware State (11/4/24)

FIELD GOALS ATTEMPTED

Season 2 vs. Delaware State (11/4/24)
Career 2 vs. Delaware State (11/4/24)

3-PT. FIELD GOALS MADE

Season -
Career -

3-PT. FIELD GOALS ATTEMPTED

Season -
Career -

FREE THROWS MADE

Season -
Career -

FREE THROWS ATTEMPTED

Season -
Career -

2024-25 GAME-BY-GAME STATS

Opponent	Date	GS	MIN	Total		3-Pointers		Free throws		Rebounds				PF A TO BLK STL PTS AVG						
				FG-FGA	PCT	3FG-3FGA	PCT	FT-FTA	PCT	OFF	DEF	TOT	AVG	PF	A	TO	BLK	STL	PTS	AVG
Delaware St.	11/04/2024		01:48	2-2	1.000	0-0	.000	0-0	.000	1	0	1	1.0	0	0	0	0	0	4	4.0
USC Upstate	11/08/2024		00:55	0-0	.000	0-0	.000	0-0	.000	0	0	0	0.5	0	0	0	0	0	0	2.0
vs Penn St.	11/15/2024		02:44	1-1	1.000	0-0	.000	0-0	.000	0	0	0	0.3	1	0	0	0	0	2	2.0
Totals		0	05:27	3-3	1.000	0-0	.000	0-0	.000	1	0	1	0.3	1	0	0	0	0	6	2.0

Player Averages

Games Played	Minutes/game	Points/game	FG Pct	3FG Pct	FT Pct	Rebounds/game	Assists/game	Turnovers/game	Assist/Turnover ratio	Steals/game	Blocks/game
3	1.8	2.0	100.0	0.0	0.0	0.3	0.0	0.0	0.0	0.0	0.0

PRODUCTION TRACKER

	This Season
Scored 10+ Points	-
Made Multiple 3FGs	-
Had 10+ Rebounds	-
Had Multiple Blocks	-
Led Tech in Blocks	-
Had Multiple Steals	-
Shot over 50% from the floor	2
Shot 5+ Free Throws	-
Had Multiple Dunks	-



CAREER STATS

SEASON	TEAM	GP-GS	MIN/AVG	FG-FGA	FG%	3FG-3FGA	3FG%	FT-FTA	FT%	OFF	DEF	TOT	AVG	PF-FO	A	TO	BLK	STL	PTS	AVG
2024-25	VT	3-0	5/1.8	3-3	1.000	0-0	.000	0-0	.000	1	0	1	0.3	1-0	0	0	0	0	6	2.0
TOTAL		3-0	5/1.8	3-3	1.000	0-0	.000	0-0	.000	1	0	1	0.3	1-0	0	0	0	0	6	2.0

22 CONNOR SERVEN

GRADUATE STUDENT Forward | 6-8 | 225 | Agricultural and Life Sciences
Prairie City, Illinois | Eastern Michigan



SEASON/CAREER BESTS

POINTS

Season -
Career 15 vs. Kent State (1/6/24)

REBOUNDS

Season 1 vs. South Carolina (11/27/24)
Career 10 at Buffalo (2/20/24)

ASSISTS

Season -
Career 3 (3x), last at Central Mich. (3/8/24)

BLOCKS

Season -
Career 3 at Central Michigan (3/8/24)

STEALS

Season -
Career 3 at Central Michigan (3/8/24)

MINUTES

Season 2 (2x), last vs. South Carolina (11/27/24)
Career 42 at Central Michigan (3/8/24)

FIELD GOALS MADE

Season -
Career 5 (2x), last at Akron (3/5/24)

FIELD GOALS ATTEMPTED

Season -
Career 10 vs. Kent State (1/6/24)

3-PT. FIELD GOALS MADE

Season -
Career 2 at Buffalo (2/20/24)

3-PT. FIELD GOALS ATTEMPTED

Season -
Career 5 at Central Michigan (3/8/24)

FREE THROWS MADE

Season -
Career 5 vs. Kent State (1/6/24)

FREE THROWS ATTEMPTED

Season -
Career 5 (2x), last vs. Buffalo (1/27/24)

- Averaged 3.3 points and 3.1 rebounds in 31 games played at Eastern Michigan. *Last name pronounced: sir-VEN*
- Connected on 43.5% (40-92) of his field-goal attempts at EMU.
- Dialed up a career-high 15 points on 5 of 10 shooting vs. Kent State on Jan. 6, 2024.
- Notched three double-figure scoring games for the Eagles in 2023-24.
- Played three seasons for the Fighting Illini under head coach Brad Underwood.
- Appeared in 18 games during his time in Champaign, scoring three points and collecting seven rebounds.
- Member of three NCAA tournament teams, including two squads that advanced to the NCAA Second Round in both 2022 and 2023.
- Graduated from St. Rita High School and played under head coach Roshawn Russel

2024-25 GAME-BY-GAME STATS

Opponent	Date	GS	MIN	Total		3-Pointers		Free throws		Rebounds				PF A TO BLK STL PTS AVG						
				FG-FGA	PCT	3FG-3FGA	PCT	FT-FTA	PCT	OFF	DEF	TOT	AVG	PF	A	TO	BLK	STL	PTS	AVG
Delaware St.	11/04/2024		01:18	0-0	.000	0-0	.000	0-0	.000	0	0	0	0.0	0	0	0	0	0	0	0.0
USC Upstate	11/08/2024		00:55	0-0	.000	0-0	.000	0-0	.000	0	0	0	0.0	0	0	0	0	0	0	0.0
vs Penn St.	11/15/2024		02:26	0-0	.000	0-0	.000	0-0	.000	0	0	0	0.0	0	0	0	0	0	0	0.0
vs South Carolina	11/27/2024		02:29	0-0	.000	0-0	.000	0-0	.000	0	1	1	0.3	0	0	0	0	0	0	0.0
Totals		0	07:08	0-0	.000	0-0	.000	0-0	.000	0	1	1	0.3	0	0	0	0	0	0	0.0

Player Averages

Games Played	Minutes/game	Points/game	FG Pct	3FG Pct	FT Pct	Rebounds/game	Assists/game	Turnovers/game	Assist/Turnover ratio	Steals/game	Blocks/game
4	1.8	0.0	0.0	0.0	0.0	0.3	0.0	0.0	0.0	0.0	0.0

PRODUCTION TRACKER

	This Season	Career
Scored 10+ Points	-	3
Had 10+ Rebounds	-	1
Had Multiple Blocks	-	5
Led Tech in Blocks	-	-
Had Multiple Steals	-	3
Shot over 50% from the floor	-	14
Played 10+ Minutes	-	19
Shot 5+ Free Throws	-	2
Made Multiple 3FGs	-	1



CAREER STATS

SEASON	TEAM	GP-GS	MIN/AVG	FG-FGA	FG%	3FG-3FGA	3FG%	FT-FTA	FT%	OFF	DEF	TOT	AVG	PF-FO	A	TO	BLK	STL	PTS	AVG
2020-21	Illini	7-0	13/1.8	1-1	1.000	0-0	.000	0-0	.000	1	1	2	0.3	2-0	0	1	0	0	2	0.3
2021-22	Illini	6-0	11/1.9	0-1	.000	0-1	.000	0-0	.000	0	1	1	0.2	0-0	0	0	0	0	0	0.0
2022-23	Illini	5-0	19/3.9	0-1	.000	0-1	.000	1-2	.500	1	3	4	0.8	2-0	0	2	0	1	1	0.2
2023-24	EMU	31-13	556/17.9	40-93	.430	8-32	.250	14-29	.483	26	71	97	3.1	36-0	19	14	14	20	102	3.3
2024-25	VT	4-0	7/1.8	0-0	.000	0-0	.000	0-0	.000	0	1	1	0.3	0-0	0	0	0	0	0	0.0
TOTAL FOR VT		4-0	7/1.8	0-0	.000	0-0	.000	0-0	.000	0	1	1	0.3	0-0	0	0	0	0	0	0.0
TOTAL		53-13	606/11.4	41-96	.427	8-34	.235	15-31	.484	28	77	105	2.0	40-0	19	17	14	21	105	2.0

34 MYLYJAE POTEA

GRADUATE STUDENT Forward | 6-9 | 260 | Sociology
Reidsville, North Carolina | Rice



- Has drawn high praise from Coach Young since arriving in Blacksburg – credits his footwork and hands. *Name pronounced: muh-LIE-juhl POH-teet*
- Going into his fifth season in the best shape he's ever been.
- Dialed up a career-high-tying 18 points in Tech's 91-67 win over Georgia Tech in 2023-24.
- All-ACC Academic Team honoree in 2022-23 and 2023-24.
- Finished with a 64.2% field-goal percentage in his first season in Blacksburg.
- Tallied 311 career points and 172 career rebounds at Rice.
- Averaged 6.8 points and 3.7 rebounds per game for his career as an Owl.
- Recorded a pair of double-doubles in 2021-22.
- Connected on 70.2% (87-124) of his attempts from the floor in two seasons at Rice.
- One of five players to play all 33 games for the Owls in 2021-22.
- His 62.0 field-goal percentage was the seventh-highest in a season in program history in 2021-22.
- Reached double-figure scoring 14 times in 2021-22, leading the Owls in scoring and rebounding five times.

SEASON/CAREER BESTS

POINTS

Season 19 vs. USC Upstate (11/8/24)
Career 19 vs. USC Upstate (11/8/24)

REBOUNDS

Season 8 vs. Jacksonville (11/20/24)
Career 11 vs. Ohio (3/19/22)

ASSISTS

Season 5 vs. Delaware State (11/4/24)
Career 5 vs. Delaware State (11/4/24)

BLOCKS

Season 2 vs. Delaware State (11/4/24)
Career 2 (3x), last vs. Del. State (11/4/24)

STEALS

Season -
Career 2 (2x), last at Miami (2/3/24)

MINUTES

Season 27 vs. USC Upstate (11/8/24)
Career 27 vs. USC Upstate (11/8/24)

FIELD GOALS MADE

Season 6 vs. USC Upstate (11/8/24)
Career 7 at Western Kentucky (1/13/22)

FIELD GOALS ATTEMPTED

Season 8 (3x), last vs. Jacksonville (11/20/24)
Career 10 at Western Kentucky (1/13/22)

3-PT. FIELD GOALS MADE

Season -
Career -

3-PT. FIELD GOALS ATTEMPTED

Season 1 vs. Winthrop (11/11/24)
Career 1 (2x), last vs. Winthrop (11/11/24)

FREE THROWS MADE

Season 7 (2x), last vs. Penn State (11/15/24)
Career 9 at Louisiana Tech (1/27/22)

FREE THROWS ATTEMPTED

Season 9 (2x), last vs. Penn State (11/15/24)
Career 10 at Louisiana Tech (1/27/22)

2024-25 GAME-BY-GAME STATS

Opponent	Date	GS	MIN	Total		3-Pointers		Free throws		Rebounds				PF	A	TO	BLK	STL	PTS	AVG	
				FG-FGA	PCT	3FG-3FGA	PCT	FT-FTA	PCT	OFF	DEF	TOT	AVG								
Delaware St.	11/04/2024	*	22:58	5-7	.714	0-0	.000	4-7	.571	2	3	5	5.0	3	5	1	2	0	14	14.0	
USC Upstate	11/08/2024	*	27:11	6-8	.750	0-0	.000	7-9	.778	2	3	5	5.0	3	1	2	0	0	19	16.5	
Winthrop	11/11/2024	*	25:22	1-7	.143	0-1	.000	3-4	.750	1	2	3	4.3	4	2	0	0	0	5	12.7	
vs Penn St.	11/15/2024	*	23:27	4-8	.500	0-0	.000	7-9	.778	0	2	2	3.8	1	2	4	0	0	15	13.3	
Jacksonville	11/20/2024	*	23:24	5-8	.625	0-0	.000	5-8	.625	6	2	8	4.6	2	3	2	0	0	15	13.6	
vs Michigan	11/25/2024	*	23:11	2-3	.667	0-0	.000	4-6	.667	3	4	7	5.0	2	0	4	0	0	8	12.7	
vs South Carolina	11/27/2024	*	22:12	0-4	.000	0-0	.000	1-2	.500	1	6	7	5.3	4	1	2	0	0	1	11.0	
Totals			7	167:45	23-45	.511	0-1	.000	31-45	.689	15	22	37	5.3	19	14	15	2	0	77	11.0

Player Averages

Games Played	Minutes/game	Points/game	FG Pct	3FG Pct	FT Pct	Rebounds/game	Assists/game	Turnovers/game	Assist/Turnover ratio	Steals/game	Blocks/game
7	24.0	11.0	51.1	0.0	68.9	5.3	2.0	2.1	0.9	0.0	0.3

CAREER STATS

SEASON	TEAM	GP-GS	MIN/AVG	FG-FGA	FG%	3FG-3FGA	3FG%	FT-FTA	FT%	OFF	DEF	TOT	AVG	PF-FO	A	TO	BLK	STL	PTS	AVG
2020-21	Rice	13-0	131/10.1	19-29	.655	0-1	.000	20-25	.800	11	24	35	2.7	25-0	6	15	4	3	58	4.5
2021-22	Rice	33-3	454/13.8	93-150	.620	0-0	.000	67-99	.677	58	79	137	4.2	67-1	12	40	8	4	253	7.7
2022-23	VT	34-0	297/8.7	34-53	.642	0-0	.000	49-66	.742	28	39	67	2.0	49-0	10	16	5	5	117	3.4
2023-24	VT	34-1	494/14.5	85-132	.644	0-0	.000	49-73	.671	48	71	119	3.5	65-1	24	29	8	9	219	6.4
2024-25	VT	7-7	168/24.0	23-45	.511	0-1	.000	31-45	.689	15	22	37	5.3	19-0	14	15	2	0	77	11.0
TOTAL FOR VT		75-8	959/12.8	142-230	.617	0-1	.000	129-184	.701	91	132	223	3.0	133-1	48	60	15	14	413	5.5
TOTAL		121-11	1543/12.8	254-409	.621	0-2	.000	216-308	.701	160	235	395	3.3	225-2	66	115	27	21	724	6.0

PRODUCTION TRACKER

	This Season	Career
Scored 10+ Points	4	27
Had 10+ Rebounds	-	2
Had Multiple Blocks	1	3
Led Tech in Blocks	1	6
Had Multiple Steals	-	2
Shot over 50% from the floor	5	76
Had a Double-Double	-	-
Shot 5+ Free Throws	5	21
Had Multiple Dunks	1	8



VIRGINIA TECH MEN'S BASKETBALL

COMBINED TEAM STATS

Game Records

Record	Overall	Home	Away	Neutral
ALL GAMES	3-4	3-1	0-0	0-3
CONFERENCE	0-0	0-0	0-0	0-0
NON-CONFERENCE	3-4	3-1	0-0	0-3

Score by Periods

Team	1st	2nd	OT	TOT
Virginia Tech	226	259	0	485
Opponents	222	269	0	491

Team Box Score

No.	Player	Total			3-Point		F-Throw		Rebounds				PF DQ A TO BLK STL				PTS	AVG				
		GP-GS	MIN	AVG	FG-FGA	FG%	3FG-3FGA	3FG%	FT-FTA	FT%	OFF	DEF	TOT	AVG	PF	DQ			A	TO	BLK	STL
1	LAWAL, Tobi	7-7	181:47	26.0	27-46	.587	4-12	.333	31-43	.721	19	29	48	6.9	18	0	3	20	6	6	89	12.7
34	POTEAT, Mylyjael	7-7	167:45	24.0	23-45	.511	0-1	.000	31-45	.689	15	22	37	5.3	19	0	14	15	2	0	77	11.0
3	YOUNG, Jaydon	7-4	197:26	28.2	23-71	.324	13-40	.325	9-11	.818	0	16	16	2.3	9	0	12	11	0	1	68	9.7
7	RECHSTEINER, Brandon	7-7	190:35	27.2	24-58	.414	11-31	.355	5-8	.625	3	9	12	1.7	19	0	22	14	0	5	64	9.1
2	SCHUTT, Jaden	7-7	203:53	29.1	20-55	.364	14-39	.359	6-10	.600	1	22	23	3.3	19	0	14	9	0	10	60	8.6
10	JOHNSON, Tyler	7-3	150:30	21.5	16-40	.400	0-8	.000	9-13	.692	15	19	34	4.9	12	0	6	11	2	3	41	5.9
13	BURNHAM, Ben	7-0	119:08	17.0	10-30	.333	4-8	.500	8-11	.727	9	15	24	3.4	14	1	5	6	1	2	32	4.6
5	WESSLER, Patrick	7-0	66:00	9.4	9-16	.563	0-0	.000	5-6	.833	9	15	24	3.4	9	0	0	4	4	1	23	3.3
11	HAMMOND, Ben	7-0	100:05	14.3	6-25	.240	2-8	.250	9-13	.692	0	7	7	1.0	11	0	10	8	0	7	23	3.3
21	JONES JR., Ryan	3-0	05:27	1.8	3-3	1.000	0-0	.000	0-0	.000	1	0	1	0.3	1	0	0	0	0	0	6	2.0
4	BROWN JR., Rodney	3-0	09:09	3.1	1-3	.333	0-2	.000	0-0	.000	0	1	1	0.3	1	0	1	0	0	0	2	0.7
22	SERVEN, Connor	4-0	07:08	1.8	0-0	.000	0-0	.000	0-0	.000	0	1	1	0.3	0	0	0	0	0	0	0	0.0
9	VENABLE, Conner	1-0	00:33	0.6	0-0	.000	0-0	.000	0-0	.000	0	0	0	0.0	0	0	0	0	0	0	0	0.0
8	CARR, Peter	1-0	00:33	0.6	0-0	.000	0-0	.000	0-0	.000	0	0	0	0.0	1	0	0	0	0	0	0	0.0
Team											18	13	31				6					
Total		7	1400		162-392	.413	48-149	.322	113-160	.706	90	169	259	37.0	133	1	87	104	15	35	485	69.3
Opponents		7	1400		172-391	.440	53-176	.301	94-135	.696	68	152	220	31.4	130	3	94	95	24	49	491	70.1

Team Statistics

	VT	OPP
Scoring	485	491
Points per game	69.3	70.1
Scoring margin	-0.9	-
Field goals-att	162-392	172-391
Field goal pct	.413	.440
3 point fg-att	48-149	53-176
3-point FG pct	.322	.301
3-pt FG made per game	6.9	7.6
Free throws-att	113-160	94-135
Free throw pct	.706	.696
F-Throws made per game	16.1	13.4
Rebounds	259	220
Rebounds per game	37.0	31.4
Rebounding margin	+5.6	-
Assists	87	94
Assists per game	12.4	13.4
Turnovers	104	95
Turnovers per game	14.9	13.6
Turnover margin	-1.3	-
Assist/turnover ratio	0.8	1.0
Steals	35	49
Steals per game	5.0	7.0
Blocks	15	24
Blocks per game	2.1	3.4
Winning streak	0	-
Home win streak	0	-
Attendance	19378	0
Home games-Avg/Game	4-4845	0-0
Neutral site-Avg/Game	-	3-3956

Team Results

Date	Opponent		Score	Att.
11/04/2024	Delaware St.	W	83-60	4453
11/08/2024	USC Upstate	W	93-74	6327
11/11/2024	Winthrop	W	58-52	4157
11/15/2024	vs Penn St.	L	64-86	4868
11/20/2024	Jacksonville	L	64-74	4441
11/25/2024	vs Michigan	L	63-75	3500
11/27/2024	vs South Carolina	L	60-70	3500

VIRGINIA TECH MEN'S BASKETBALL

TEAM GAME-BY-GAME

			Total		3-Pointers		Free throws		Rebounds												
Opponent	Date	Score	W	L	FG-FGA	PCT	3FG-3FGA	PCT	FT-FTA	PCT	OFF	DEF	TOT	AVG	PF	A	TO	BLK	STL	PTS	AVG
Delaware St.	11/04/2024	83-60	W		26-55	.473	9-28	.321	22-33	.667	14	27	41	41.0	21	20	16	5	6	83	83.0
USC Upstate	11/08/2024	93-74	W		31-62	.500	8-21	.381	23-30	.767	12	20	32	36.5	16	14	7	3	3	93	88.0
Winthrop	11/11/2024	58-52	W		19-57	.333	8-29	.276	12-18	.667	16	27	43	38.7	17	9	13	3	6	58	78.0
vs Penn St.	11/15/2024	64-86	L		20-45	.444	5-18	.278	19-26	.731	9	25	34	37.5	28	13	24	2	3	64	74.5
Jacksonville	11/20/2024	64-74	L		23-56	.411	6-18	.333	12-20	.600	12	21	33	36.6	11	16	16	0	5	64	72.4
vs Michigan	11/25/2024	63-75	L		20-58	.345	4-17	.235	19-24	.792	18	23	41	37.3	20	5	19	0	7	63	70.8
vs South Carolina	11/27/2024	60-70	L		23-59	.390	8-18	.444	6-9	.667	9	26	35	37.0	20	10	9	2	5	60	69.3
Total		485			162-392	.413	48-149	.322	113-160	.706	90	169	259	37.0	133	87	104	15	35	485	69.3
Opponents		491			172-391	.440	53-176	.301	94-135	.696	68	152	220	31.4	130	94	95	24	49	491	70.1

Virginia Tech Averages

Games Played	Points/game	FG Pct	3FG Pct	FT Pct	Rebounds/game	Assists/game	Turnovers/game	Assist/Turnover ratio	Steals/game	Blocks/game
7	69.3	41.3	32.2	70.6	37.0	12.4	14.9	0.8	5.0	2.1

OPONENTS GAME-BY-GAME

Opponent	Date	Score	W	Total		3-Pointers		Free throws		Rebounds				PF	A	TO	BLK	STL	PTS	AVG
				FG-FGA	PCT	3FG-3FGA	PCT	FT-FTA	PCT	OFF	DEF	TOT	AVG							
Delaware St.	11/04/2024	83-60	W	17-49	.347	3-10	.300	23-30	.767	10	19	29	29.0	23	8	16	1	9	60	60.0
USC Upstate	11/08/2024	93-74	W	28-55	.509	9-21	.429	9-13	.692	5	20	25	27.0	22	15	17	3	3	74	67.0
Winthrop	11/11/2024	58-52	W	20-58	.345	5-32	.156	7-13	.538	11	21	32	28.7	17	8	11	3	2	52	62.0
vs Penn St.	11/15/2024	64-86	L	28-55	.509	8-22	.364	22-30	.733	7	19	26	28.0	22	16	12	3	16	86	68.0
Jacksonville	11/20/2024	64-74	L	31-60	.517	7-25	.280	5-8	.625	9	24	33	29.0	18	17	14	6	8	74	69.2
vs Michigan	11/25/2024	63-75	L	25-62	.403	10-34	.294	15-20	.750	17	21	38	30.5	16	17	15	5	7	75	70.2
vs South Carolina	11/27/2024	60-70	L	23-52	.442	11-32	.344	13-21	.619	9	28	37	31.4	12	13	10	3	4	70	70.1
Total		491		172-391	.440	53-176	.301	94-135	.696	68	152	220	31.4	130	94	95	24	49	491	70.1
Virginia Tech		485		162-392	.413	48-149	.322	113-160	.706	90	169	259	37.0	133	87	104	15	35	485	69.3

Opponents Averages

Games Played	Points/game	FG Pct	3FG Pct	FT Pct	Rebounds/game	Assists/game	Turnovers/game	Assist/Turnover ratio	Steals/game	Blocks/game
7	70.1	44.0	30.1	69.6	31.4	13.4	13.6	1.0	7.0	3.4

TEAM CATEGORY LEADERS

Points

##	Player	G	Pts	Pts/G
1	Lawal, Tobi	7	89	12.7
34	Poteat, Mylyjael	7	77	11.0
3	Young, Jaydon	7	68	9.7
7	Rechsteiner, Brandon	7	64	9.1
2	Schutt, Jaden	7	60	8.6
10	Johnson, Tyler	7	41	5.9
13	Burnham, Ben	7	32	4.6
5	Wessler, Patrick	7	23	3.3
11	Hammond, Ben	7	23	3.3
21	Jones Jr., Ryan	3	6	2.0
4	Brown Jr., Rodney	3	2	0.7

Scoring Average

##	Player	G	Pts	Pts/G
1	Lawal, Tobi	7	89	12.7
34	Poteat, Mylyjael	7	77	11.0
3	Young, Jaydon	7	68	9.7
7	Rechsteiner, Brandon	7	64	9.1
2	Schutt, Jaden	7	60	8.6
10	Johnson, Tyler	7	41	5.9
13	Burnham, Ben	7	32	4.6
5	Wessler, Patrick	7	23	3.3
11	Hammond, Ben	7	23	3.3
21	Jones Jr., Ryan	3	6	2.0
4	Brown Jr., Rodney	3	2	0.7

Field Goal Percentage

##	Player	FG	Att	Pct
21	Jones Jr., Ryan	3	3	1.000
1	Lawal, Tobi	27	46	.587
5	Wessler, Patrick	9	16	.563
34	Poteat, Mylyjael	23	45	.511
7	Rechsteiner, Brandon	24	58	.414
10	Johnson, Tyler	16	40	.400
2	Schutt, Jaden	20	55	.364
13	Burnham, Ben	10	30	.333
4	Brown Jr., Rodney	1	3	.333
3	Young, Jaydon	23	71	.324
11	Hammond, Ben	6	25	.240

Field Goal Attempts

##	Player	G	Att	Att/G
3	Young, Jaydon	7	71	10.1
7	Rechsteiner, Brandon	7	58	8.3
2	Schutt, Jaden	7	55	7.9
1	Lawal, Tobi	7	46	6.6
34	Poteat, Mylyjael	7	45	6.4

Field Goals Made

##	Player	G	Made	Made/G
1	Lawal, Tobi	7	27	3.9
7	Rechsteiner, Brandon	7	24	3.4
34	Poteat, Mylyjael	7	23	3.3
3	Young, Jaydon	7	23	3.3
2	Schutt, Jaden	7	20	2.9

3-Point FG Percentage

##	Player	3FG	Att	Pct
13	Burnham, Ben	4	8	.500
2	Schutt, Jaden	14	39	.359
7	Rechsteiner, Brandon	11	31	.355
1	Lawal, Tobi	4	12	.333
3	Young, Jaydon	13	40	.325
11	Hammond, Ben	2	8	.250

3-Point FG Attempts

##	Player	G	Att	Att/G
3	Young, Jaydon	7	40	5.7
2	Schutt, Jaden	7	39	5.6
7	Rechsteiner, Brandon	7	31	4.4
1	Lawal, Tobi	7	12	1.7
10	Johnson, Tyler	7	8	1.1

3-Point FG Made

##	Player	G	Made	Made/G
2	Schutt, Jaden	7	14	2.0
3	Young, Jaydon	7	13	1.9
7	Rechsteiner, Brandon	7	11	1.6
1	Lawal, Tobi	7	4	0.6
13	Burnham, Ben	7	4	0.6

TEAM CATEGORY LEADERS

Free Throw Percentage

##	Player	Made	Att	Pct
5	Wessler, Patrick	5	6	.833
3	Young, Jaydon	9	11	.818
13	Burnham, Ben	8	11	.727
1	Lawal, Tobi	31	43	.721
10	Johnson, Tyler	9	13	.692
11	Hammond, Ben	9	13	.692
34	Poteat, Mylyjael	31	45	.689
7	Rechsteiner, Brandon	5	8	.625
2	Schutt, Jaden	6	10	.600

Free Throw Attempts

##	Player	G	Att	Att/G
34	Poteat, Mylyjael	7	45	6.4
1	Lawal, Tobi	7	43	6.1
10	Johnson, Tyler	7	13	1.9
11	Hammond, Ben	7	13	1.9
3	Young, Jaydon	7	11	1.6

Free Throws Made

##	Player	G	Made	Made/G
1	Lawal, Tobi	7	31	4.4
34	Poteat, Mylyjael	7	31	4.4
3	Young, Jaydon	7	9	1.3
10	Johnson, Tyler	7	9	1.3
11	Hammond, Ben	7	9	1.3

Rebounds

##	Player	G	Reb	Reb/G
1	Lawal, Tobi	7	48	6.9
34	Poteat, Mylyjael	7	37	5.3
10	Johnson, Tyler	7	34	4.9
13	Burnham, Ben	7	24	3.4
5	Wessler, Patrick	7	24	3.4

Assists

##	Player	G	Ast	Ast/G
7	Rechsteiner, Brandon	7	22	3.1
34	Poteat, Mylyjael	7	14	2.0
2	Schutt, Jaden	7	14	2.0
3	Young, Jaydon	7	12	1.7
11	Hammond, Ben	7	10	1.4

Rebounds Average

##	Player	G	Reb	Reb/G
1	Lawal, Tobi	7	48	6.9
34	Poteat, Mylyjael	7	37	5.3
10	Johnson, Tyler	7	34	4.9
13	Burnham, Ben	7	24	3.4
5	Wessler, Patrick	7	24	3.4

Steals

##	Player	G	Stl	Stl/G
2	Schutt, Jaden	7	10	1.4
11	Hammond, Ben	7	7	1.0
1	Lawal, Tobi	7	6	0.9
7	Rechsteiner, Brandon	7	5	0.7
10	Johnson, Tyler	7	3	0.4

Offensive Rebounds

##	Player	G	OReb	OReb/G
1	Lawal, Tobi	7	19	2.7
34	Poteat, Mylyjael	7	15	2.1
10	Johnson, Tyler	7	15	2.1
13	Burnham, Ben	7	9	1.3
5	Wessler, Patrick	7	9	1.3

Blocked Shots

##	Player	G	Blk	Blk/G
1	Lawal, Tobi	7	6	0.9
5	Wessler, Patrick	7	4	0.6
34	Poteat, Mylyjael	7	2	0.3
10	Johnson, Tyler	7	2	0.3
13	Burnham, Ben	7	1	0.1

Defensive Rebounds

##	Player	G	DReb	DReb/G
1	Lawal, Tobi	7	29	4.1
34	Poteat, Mylyjael	7	22	3.1
2	Schutt, Jaden	7	22	3.1
10	Johnson, Tyler	7	19	2.7
3	Young, Jaydon	7	16	2.3

Minutes

##	Player	G	Min	Min/G
2	Schutt, Jaden	7	204	29:08
3	Young, Jaydon	7	197	28:12
7	Rechsteiner, Brandon	7	191	27:14
1	Lawal, Tobi	7	182	25:58
34	Poteat, Mylyjael	7	168	23:58

TEAM CATEGORY LEADERS

Fouls

##	Player	G	PF	PF/G
34	Poteat, Mylyjael	7	19	2.7
7	Rechsteiner, Brandon	7	19	2.7
2	Schutt, Jaden	7	19	2.7
1	Lawal, Tobi	7	18	2.6
13	Burnham, Ben	7	14	2.0

Turnovers

##	Player	G	TO	TO/G
1	Lawal, Tobi	7	20	2.9
34	Poteat, Mylyjael	7	15	2.1
7	Rechsteiner, Brandon	7	14	2.0
3	Young, Jaydon	7	11	1.6
10	Johnson, Tyler	7	11	1.6

Foul Outs

##	Player	G	FO
13	Burnham, Ben	7	1

TEAM GAME HIGHS

Virginia Tech - Game Highs

POINTS	93		USC Upstate (11/08/2024)
	83		Delaware St. (11/04/2024)
	64		Jacksonville (11/20/2024)
	64		vs Penn St. (N) (11/15/2024)
	63		vs Michigan (N) (11/25/2024)
FIELD GOALS MADE	31		USC Upstate (11/08/2024)
	26		Delaware St. (11/04/2024)
FIELD GOAL ATTEMPTS	62		USC Upstate (11/08/2024)
	59		vs South Carolina (N) (11/27/2024)
FIELD GOAL PERCENTAGE	.500	(31-62)	USC Upstate (11/08/2024)
	.473	(26-55)	Delaware St. (11/04/2024)
3 PT FG MADE	9		Delaware St. (11/04/2024)
	8		vs South Carolina (N) (11/27/2024)
	8		Winthrop (11/11/2024)
	8		USC Upstate (11/08/2024)
3 PT FG ATTEMPTS	29		Winthrop (11/11/2024)
	28		Delaware St. (11/04/2024)
3 PT FG PERCENTAGE	.444	(8-18)	vs South Carolina (N) (11/27/2024)
	.381	(8-21)	USC Upstate (11/08/2024)
FREE THROWS MADE	23		USC Upstate (11/08/2024)
	22		Delaware St. (11/04/2024)
FREE THROW ATTEMPTS	33		Delaware St. (11/04/2024)
	30		USC Upstate (11/08/2024)
FREE THROW PERCENTAGE	.792	(19-24)	vs Michigan (N) (11/25/2024)
	.767	(23-30)	USC Upstate (11/08/2024)
REBOUNDS	43		Winthrop (11/11/2024)
	41		vs Michigan (N) (11/25/2024)
	41		Delaware St. (11/04/2024)
ASSISTS	20		Delaware St. (11/04/2024)
	16		Jacksonville (11/20/2024)
STEALS	7		vs Michigan (N) (11/25/2024)
	6		Winthrop (11/11/2024)
	6		Delaware St. (11/04/2024)
BLOCKED SHOTS	5		Delaware St. (11/04/2024)
	3		Winthrop (11/11/2024)
	3		USC Upstate (11/08/2024)
TURNOVERS	24		vs Penn St. (N) (11/15/2024)
	19		vs Michigan (N) (11/25/2024)
FOULS	28		vs Penn St. (N) (11/15/2024)
	21		Delaware St. (11/04/2024)

OPPONENT GAME HIGHS

Opponent - Game Highs

POINTS	86		vs Penn St. (N) (11/15/2024)
	75		vs Michigan (N) (11/25/2024)
	74		Jacksonville (11/20/2024)
	74		USC Upstate (11/08/2024)
	70		vs South Carolina (N) (11/27/2024)
FIELD GOALS MADE	31		Jacksonville (11/20/2024)
	28		vs Penn St. (N) (11/15/2024)
	28		USC Upstate (11/08/2024)
FIELD GOAL ATTEMPTS	62		vs Michigan (N) (11/25/2024)
	60		Jacksonville (11/20/2024)
FIELD GOAL PERCENTAGE	.517	(31-60)	Jacksonville (11/20/2024)
	.509	(28-55)	vs Penn St. (N) (11/15/2024)
	.509	(28-55)	USC Upstate (11/08/2024)
3 PT FG MADE	11		vs South Carolina (N) (11/27/2024)
	10		vs Michigan (N) (11/25/2024)
3 PT FG ATTEMPTS	34		vs Michigan (N) (11/25/2024)
	32		vs South Carolina (N) (11/27/2024)
	32		Winthrop (11/11/2024)
3 PT FG PERCENTAGE	.429	(9-21)	USC Upstate (11/08/2024)
	.364	(8-22)	vs Penn St. (N) (11/15/2024)
FREE THROWS MADE	23		Delaware St. (11/04/2024)
	22		vs Penn St. (N) (11/15/2024)
FREE THROW ATTEMPTS	30		vs Penn St. (N) (11/15/2024)
	30		Delaware St. (11/04/2024)
FREE THROW PERCENTAGE	.767	(23-30)	Delaware St. (11/04/2024)
	.750	(15-20)	vs Michigan (N) (11/25/2024)
REBOUNDS	38		vs Michigan (N) (11/25/2024)
	37		vs South Carolina (N) (11/27/2024)
ASSISTS	17		vs Michigan (N) (11/25/2024)
	17		Jacksonville (11/20/2024)
STEALS	16		vs Penn St. (N) (11/15/2024)
	9		Delaware St. (11/04/2024)
BLOCKED SHOTS	6		Jacksonville (11/20/2024)
	5		vs Michigan (N) (11/25/2024)
TURNOVERS	17		USC Upstate (11/08/2024)
	16		Delaware St. (11/04/2024)
FOULS	23		Delaware St. (11/04/2024)
	22		vs Penn St. (N) (11/15/2024)
	22		USC Upstate (11/08/2024)

TEAM GAME LOWS

Virginia Tech - Game Lows

POINTS	58		Winthrop (11/11/2024)
	60		vs South Carolina (N) (11/27/2024)
	63		vs Michigan (N) (11/25/2024)
	64		Jacksonville (11/20/2024)
	64		vs Penn St. (N) (11/15/2024)
FIELD GOALS MADE	19		Winthrop (11/11/2024)
	20		vs Michigan (N) (11/25/2024)
	20		vs Penn St. (N) (11/15/2024)
FIELD GOAL ATTEMPTS	45		vs Penn St. (N) (11/15/2024)
	55		Delaware St. (11/04/2024)
FIELD GOAL PERCENTAGE	.333	(19-57)	Winthrop (11/11/2024)
	.345	(20-58)	vs Michigan (N) (11/25/2024)
3 PT FG MADE	4		vs Michigan (N) (11/25/2024)
	5		vs Penn St. (N) (11/15/2024)
3 PT FG ATTEMPTS	17		vs Michigan (N) (11/25/2024)
	18		vs South Carolina (N) (11/27/2024)
	18		Jacksonville (11/20/2024)
	18		vs Penn St. (N) (11/15/2024)
3 PT FG PERCENTAGE	.235	(4-17)	vs Michigan (N) (11/25/2024)
	.276	(8-29)	Winthrop (11/11/2024)
FREE THROWS MADE	6		vs South Carolina (N) (11/27/2024)
	12		Jacksonville (11/20/2024)
	12		Winthrop (11/11/2024)
FREE THROW ATTEMPTS	9		vs South Carolina (N) (11/27/2024)
	18		Winthrop (11/11/2024)
FREE THROW PERCENTAGE	.600	(12-20)	Jacksonville (11/20/2024)
	.667	(22-33)	Delaware St. (11/04/2024)
	.667	(12-18)	Winthrop (11/11/2024)
	.667	(6-9)	vs South Carolina (N) (11/27/2024)
REBOUNDS	32		USC Upstate (11/08/2024)
	33		Jacksonville (11/20/2024)
ASSISTS	5		vs Michigan (N) (11/25/2024)
	9		Winthrop (11/11/2024)
STEALS	3		vs Penn St. (N) (11/15/2024)
	3		USC Upstate (11/08/2024)
BLOCKED SHOTS	0		vs Michigan (N) (11/25/2024)
	0		Jacksonville (11/20/2024)
TURNOVERS	7		USC Upstate (11/08/2024)
	9		vs South Carolina (N) (11/27/2024)
FOULS	11		Jacksonville (11/20/2024)
	16		USC Upstate (11/08/2024)

OPPONENT GAME LOWS

Opponent - Game Lows

POINTS	52	Winthrop (11/11/2024)
	60	Delaware St. (11/04/2024)
	70	vs South Carolina (N) (11/27/2024)
	74	Jacksonville (11/20/2024)
	74	USC Upstate (11/08/2024)
FIELD GOALS MADE	17	Delaware St. (11/04/2024)
	20	Winthrop (11/11/2024)
FIELD GOAL ATTEMPTS	49	Delaware St. (11/04/2024)
	52	vs South Carolina (N) (11/27/2024)
FIELD GOAL PERCENTAGE	.345 (20-58)	Winthrop (11/11/2024)
	.347 (17-49)	Delaware St. (11/04/2024)
3 PT FG MADE	3	Delaware St. (11/04/2024)
	5	Winthrop (11/11/2024)
3 PT FG ATTEMPTS	10	Delaware St. (11/04/2024)
	21	USC Upstate (11/08/2024)
3 PT FG PERCENTAGE	.156 (5-32)	Winthrop (11/11/2024)
	.280 (7-25)	Jacksonville (11/20/2024)
FREE THROWS MADE	5	Jacksonville (11/20/2024)
	7	Winthrop (11/11/2024)
FREE THROW ATTEMPTS	8	Jacksonville (11/20/2024)
	13	Winthrop (11/11/2024)
	13	USC Upstate (11/08/2024)
FREE THROW PERCENTAGE	.538 (7-13)	Winthrop (11/11/2024)
	.619 (13-21)	vs South Carolina (N) (11/27/2024)
REBOUNDS	25	USC Upstate (11/08/2024)
	26	vs Penn St. (N) (11/15/2024)
ASSISTS	8	Winthrop (11/11/2024)
	8	Delaware St. (11/04/2024)
STEALS	2	Winthrop (11/11/2024)
	3	USC Upstate (11/08/2024)
BLOCKED SHOTS	1	Delaware St. (11/04/2024)
	3	vs South Carolina (N) (11/27/2024)
	3	vs Penn St. (N) (11/15/2024)
	3	Winthrop (11/11/2024)
	3	USC Upstate (11/08/2024)
TURNOVERS	10	vs South Carolina (N) (11/27/2024)
	11	Winthrop (11/11/2024)
FOULS	12	vs South Carolina (N) (11/27/2024)
	16	vs Michigan (N) (11/25/2024)

VIRGINIA TECH MEN'S BASKETBALL

BOX SCORES

GAME 1: DELAWARE STATE

Official Basketball Box Score - Final Delaware State at Virginia Tech 11/04/24 Cassell Coliseum, Blacksburg, Va. 2024-25 Men's Basketball		Game Time: 8:01 PM Game Duration: 2:17 Attendance: 4,453																																																																																																																																																																																																																																																																																																								
Record: 0-1 Officials: Sean Hull, Leslie Jones, Chandler Burton		Game Time: 7:02 PM Game Duration: 2:08 Attendance: 6,327																																																																																																																																																																																																																																																																																																								
Delaware State - 60 Record: 0-1	Shooting By Period																																																																																																																																																																																																																																																																																																									
<table border="1" style="width: 100%; border-collapse: collapse;"> <thead> <tr> <th>NO.</th><th>Name</th><th>Min</th><th>FG</th><th>3P</th><th>FT</th><th>Rebounds</th><th>Fouls</th><th>TP</th><th>AS</th><th>TO</th><th>ST</th><th>Blocks</th><th>+/-</th></tr> <tr> <th></th><th></th><th></th><th>M-A</th><th>M-A</th><th>M-A</th><th>OR DR TOT</th><th>PF</th><th>FD</th><th></th><th></th><th></th><th>BS BA</th><th></th></tr> </thead> <tbody> <tr><td>1</td><td>Alston Andrews</td><td>F</td><td>22:37</td><td>0-3</td><td>0-1</td><td>0-0</td><td>1</td><td>1</td><td>2</td><td>4</td><td>1</td><td>0</td><td>0</td><td>-19</td></tr> <tr><td>25</td><td>Muneeb Newton</td><td>F</td><td>09:05</td><td>0-2</td><td>0-0</td><td>0-0</td><td>0</td><td>0</td><td>0</td><td>3</td><td>0</td><td>0</td><td>1</td><td>-20</td></tr> <tr><td>0</td><td>Robert Smith</td><td>G</td><td>22:50</td><td>2-9</td><td>0-5</td><td>1-3</td><td>1</td><td>3</td><td>4</td><td>2</td><td>3</td><td>5</td><td>2</td><td>4</td><td>0</td><td>0</td><td>0</td><td>-18</td></tr> <tr><td>3</td><td>Martaz Robinson</td><td>G</td><td>35:37</td><td>6-10</td><td>2-2</td><td>16-17</td><td>0</td><td>6</td><td>6</td><td>4</td><td>10</td><td>30</td><td>0</td><td>1</td><td>1</td><td>0</td><td>0</td><td>-23</td></tr> <tr><td>11</td><td>Kaseem Watson</td><td>G</td><td>29:30</td><td>4-14</td><td>0-0</td><td>1-2</td><td>2</td><td>3</td><td>5</td><td>0</td><td>2</td><td>9</td><td>1</td><td>3</td><td>1</td><td>0</td><td>0</td><td>-24</td></tr> <tr><td>2</td><td>Corey Perkins</td><td>G</td><td>31:43</td><td>1-5</td><td>1-2</td><td>5-6</td><td>0</td><td>3</td><td>3</td><td>4</td><td>4</td><td>8</td><td>4</td><td>2</td><td>2</td><td>0</td><td>0</td><td>-3</td></tr> <tr><td>24</td><td>Raymond Somerville</td><td>F</td><td>19:29</td><td>1-1</td><td>0-0</td><td>0-0</td><td>0</td><td>0</td><td>0</td><td>3</td><td>0</td><td>2</td><td>1</td><td>2</td><td>3</td><td>0</td><td>0</td><td>-12</td></tr> <tr><td>4</td><td>Caleb Surgers</td><td>G</td><td>19:30</td><td>2-4</td><td>0-0</td><td>0-2</td><td>5</td><td>2</td><td>7</td><td>2</td><td>1</td><td>4</td><td>0</td><td>2</td><td>0</td><td>1</td><td>0</td><td>9</td></tr> <tr><td>13</td><td>Kareem Watson</td><td>G</td><td>07:43</td><td>1-1</td><td>0-0</td><td>0-0</td><td>0</td><td>0</td><td>0</td><td>0</td><td>1</td><td>0</td><td>2</td><td>0</td><td>1</td><td>1</td><td>0</td><td>-5</td></tr> <tr><td>5</td><td>John Clemmons</td><td>G</td><td>00:49</td><td>0-0</td><td>0-0</td><td>0-0</td><td>0</td><td>0</td><td>0</td><td>0</td><td>0</td><td>0</td><td>0</td><td>0</td><td>0</td><td>0</td><td>0</td><td>-4</td></tr> <tr><td>22</td><td>Dean Shepherd</td><td>F</td><td>01:07</td><td>0-0</td><td>0-0</td><td>0-0</td><td>0</td><td>0</td><td>0</td><td>0</td><td>0</td><td>0</td><td>0</td><td>0</td><td>0</td><td>0</td><td>0</td><td>-4</td></tr> <tr><td>Team</td><td></td><td></td><td></td><td></td><td></td><td>1</td><td>1</td><td>2</td><td></td><td></td><td></td><td></td><td></td><td></td><td></td><td></td><td></td><td></td></tr> <tr><td>Totals</td><td></td><td></td><td>17:49</td><td>3-10</td><td>2-3</td><td>23-30</td><td>10</td><td>19</td><td>29</td><td>23</td><td>21</td><td>60</td><td>8</td><td>16</td><td>9</td><td>1</td><td>5</td><td>-23</td></tr> </tbody> </table>	NO.	Name	Min	FG	3P	FT	Rebounds	Fouls	TP	AS	TO	ST	Blocks	+/-				M-A	M-A	M-A	OR DR TOT	PF	FD				BS BA		1	Alston Andrews	F	22:37	0-3	0-1	0-0	1	1	2	4	1	0	0	-19	25	Muneeb Newton	F	09:05	0-2	0-0	0-0	0	0	0	3	0	0	1	-20	0	Robert Smith	G	22:50	2-9	0-5	1-3	1	3	4	2	3	5	2	4	0	0	0	-18	3	Martaz Robinson	G	35:37	6-10	2-2	16-17	0	6	6	4	10	30	0	1	1	0	0	-23	11	Kaseem Watson	G	29:30	4-14	0-0	1-2	2	3	5	0	2	9	1	3	1	0	0	-24	2	Corey Perkins	G	31:43	1-5	1-2	5-6	0	3	3	4	4	8	4	2	2	0	0	-3	24	Raymond Somerville	F	19:29	1-1	0-0	0-0	0	0	0	3	0	2	1	2	3	0	0	-12	4	Caleb Surgers	G	19:30	2-4	0-0	0-2	5	2	7	2	1	4	0	2	0	1	0	9	13	Kareem Watson	G	07:43	1-1	0-0	0-0	0	0	0	0	1	0	2	0	1	1	0	-5	5	John Clemmons	G	00:49	0-0	0-0	0-0	0	0	0	0	0	0	0	0	0	0	0	-4	22	Dean Shepherd	F	01:07	0-0	0-0	0-0	0	0	0	0	0	0	0	0	0	0	0	-4	Team						1	1	2											Totals			17:49	3-10	2-3	23-30	10	19	29	23	21	60	8	16	9	1	5	-23	<table border="1" style="width: 100%; border-collapse: collapse;"> <tbody> <tr><td>1st FG%</td><td>12-30</td><td>40.0%</td></tr> <tr><td>3PT%</td><td>3-7</td><td>42.9%</td></tr> <tr><td>FT%</td><td>5-8</td><td>62.5%</td></tr> <tr><td>2nd FG%</td><td>5-19</td><td>26.3%</td></tr> <tr><td>3PT%</td><td>0-3</td><td>0.0%</td></tr> <tr><td>FT%</td><td>18-22</td><td>81.8%</td></tr> <tr><td>GM FG%</td><td>17-49</td><td>34.7%</td></tr> <tr><td>3PT%</td><td>3-10</td><td>30.0%</td></tr> <tr><td>FT%</td><td>23-30</td><td>76.7%</td></tr> <tr><td>Dead Ball Rebounds:</td><td>2</td><td>1</td></tr> </tbody> </table>	1 st FG%	12-30	40.0%	3PT%	3-7	42.9%	FT%	5-8	62.5%	2 nd FG%	5-19	26.3%	3PT%	0-3	0.0%	FT%	18-22	81.8%	GM FG%	17-49	34.7%	3PT%	3-10	30.0%	FT%	23-30	76.7%	Dead Ball Rebounds:	2	1
NO.	Name	Min	FG	3P	FT	Rebounds	Fouls	TP	AS	TO	ST	Blocks	+/-																																																																																																																																																																																																																																																																																													
			M-A	M-A	M-A	OR DR TOT	PF	FD				BS BA																																																																																																																																																																																																																																																																																														
1	Alston Andrews	F	22:37	0-3	0-1	0-0	1	1	2	4	1	0	0	-19																																																																																																																																																																																																																																																																																												
25	Muneeb Newton	F	09:05	0-2	0-0	0-0	0	0	0	3	0	0	1	-20																																																																																																																																																																																																																																																																																												
0	Robert Smith	G	22:50	2-9	0-5	1-3	1	3	4	2	3	5	2	4	0	0	0	-18																																																																																																																																																																																																																																																																																								
3	Martaz Robinson	G	35:37	6-10	2-2	16-17	0	6	6	4	10	30	0	1	1	0	0	-23																																																																																																																																																																																																																																																																																								
11	Kaseem Watson	G	29:30	4-14	0-0	1-2	2	3	5	0	2	9	1	3	1	0	0	-24																																																																																																																																																																																																																																																																																								
2	Corey Perkins	G	31:43	1-5	1-2	5-6	0	3	3	4	4	8	4	2	2	0	0	-3																																																																																																																																																																																																																																																																																								
24	Raymond Somerville	F	19:29	1-1	0-0	0-0	0	0	0	3	0	2	1	2	3	0	0	-12																																																																																																																																																																																																																																																																																								
4	Caleb Surgers	G	19:30	2-4	0-0	0-2	5	2	7	2	1	4	0	2	0	1	0	9																																																																																																																																																																																																																																																																																								
13	Kareem Watson	G	07:43	1-1	0-0	0-0	0	0	0	0	1	0	2	0	1	1	0	-5																																																																																																																																																																																																																																																																																								
5	John Clemmons	G	00:49	0-0	0-0	0-0	0	0	0	0	0	0	0	0	0	0	0	-4																																																																																																																																																																																																																																																																																								
22	Dean Shepherd	F	01:07	0-0	0-0	0-0	0	0	0	0	0	0	0	0	0	0	0	-4																																																																																																																																																																																																																																																																																								
Team						1	1	2																																																																																																																																																																																																																																																																																																		
Totals			17:49	3-10	2-3	23-30	10	19	29	23	21	60	8	16	9	1	5	-23																																																																																																																																																																																																																																																																																								
1 st FG%	12-30	40.0%																																																																																																																																																																																																																																																																																																								
3PT%	3-7	42.9%																																																																																																																																																																																																																																																																																																								
FT%	5-8	62.5%																																																																																																																																																																																																																																																																																																								
2 nd FG%	5-19	26.3%																																																																																																																																																																																																																																																																																																								
3PT%	0-3	0.0%																																																																																																																																																																																																																																																																																																								
FT%	18-22	81.8%																																																																																																																																																																																																																																																																																																								
GM FG%	17-49	34.7%																																																																																																																																																																																																																																																																																																								
3PT%	3-10	30.0%																																																																																																																																																																																																																																																																																																								
FT%	23-30	76.7%																																																																																																																																																																																																																																																																																																								
Dead Ball Rebounds:	2	1																																																																																																																																																																																																																																																																																																								

GAME 2: USC UPSTATE

Official Basketball Box Score - Final USC Upstate at Virginia Tech 11/08/24 Cassell Coliseum, Blacksburg, Va. 2024-25 Men's Basketball		Game Time: 7:02 PM Game Duration: 2:11 Attendance: 4,157																																																																																																																																																																																																																																																																									
Record: 1-2 Officials: Clarence Armstrong, Ryan Sassano, Chase Saw		Game Time: 7:41 PM Game Duration: 2:11 Attendance: 4,866																																																																																																																																																																																																																																																																									
USC Upstate - 74 Record: 1-2	Shooting By Period																																																																																																																																																																																																																																																																										
<table border="1" style="width: 100%; border-collapse: collapse;"> <thead> <tr> <th>NO.</th><th>Name</th><th>Min</th><th>FG</th><th>3P</th><th>FT</th><th>Rebounds</th><th>Fouls</th><th>TP</th><th>AS</th><th>TO</th><th>ST</th><th>Blocks</th><th>+/-</th></tr> <tr> <th></th><th></th><th></th><th>M-A</th><th>M-A</th><th>M-A</th><th>OR DR TOT</th><th>PF</th><th>FD</th><th></th><th></th><th></th><th>BS BA</th><th></th></tr> </thead> <tbody> <tr><td>10</td><td>Daniel Heltterhoff</td><td>F</td><td>22:09</td><td>3-3</td><td>1-1</td><td>0-0</td><td>1</td><td>2</td><td>3</td><td>4</td><td>3</td><td>7</td><td>0</td><td>3</td><td>0</td><td>0</td><td>0</td><td>-29</td></tr> <tr><td>4</td><td>Carmelo Adkins</td><td>G</td><td>36:12</td><td>6-7</td><td>2-2</td><td>4-6</td><td>0</td><td>4</td><td>4</td><td>1</td><td>4</td><td>18</td><td>1</td><td>0</td><td>0</td><td>0</td><td>0</td><td>-9</td></tr> <tr><td>5</td><td>Mister Dean</td><td>G</td><td>26:08</td><td>9-14</td><td>1-3</td><td>1-2</td><td>3</td><td>2</td><td>5</td><td>3</td><td>1</td><td>20</td><td>0</td><td>3</td><td>2</td><td>2</td><td>0</td><td>10</td></tr> <tr><td>11</td><td>Karmani Gregory</td><td>G</td><td>34:49</td><td>6-13</td><td>2-3</td><td>1-2</td><td>0</td><td>4</td><td>4</td><td>0</td><td>4</td><td>15</td><td>8</td><td>5</td><td>0</td><td>0</td><td>0</td><td>-20</td></tr> <tr><td>24</td><td>Chico Johnson</td><td>G</td><td>25:56</td><td>1-7</td><td>1-5</td><td>0-0</td><td>1</td><td>2</td><td>3</td><td>2</td><td>0</td><td>3</td><td>1</td><td>1</td><td>0</td><td>0</td><td>1</td><td>-23</td></tr> <tr><td>3</td><td>Brit Harris</td><td>F</td><td>19:50</td><td>1-6</td><td>1-5</td><td>0-0</td><td>0</td><td>3</td><td>3</td><td>2</td><td>1</td><td>3</td><td>5</td><td>1</td><td>0</td><td>0</td><td>0</td><td>-4</td></tr> <tr><td>12</td><td>Broylin Garcia</td><td>F</td><td>19:15</td><td>1-2</td><td>0-0</td><td>3-3</td><td>0</td><td>1</td><td>1</td><td>5</td><td>2</td><td>5</td><td>0</td><td>4</td><td>1</td><td>1</td><td>0</td><td>4</td></tr> <tr><td>0</td><td>Andrew McConnell</td><td>F</td><td>03:10</td><td>0-0</td><td>0-0</td><td>0-0</td><td>0</td><td>0</td><td>0</td><td>0</td><td>0</td><td>0</td><td>0</td><td>0</td><td>0</td><td>0</td><td>0</td><td>-1</td></tr> <tr><td>2</td><td>Isaiah Skinner</td><td>F</td><td>12:28</td><td>1-3</td><td>1-2</td><td>0-0</td><td>0</td><td>0</td><td>0</td><td>5</td><td>1</td><td>3</td><td>0</td><td>0</td><td>0</td><td>0</td><td>0</td><td>-23</td></tr> <tr><td>Team</td><td></td><td></td><td></td><td></td><td></td><td>0</td><td>2</td><td>2</td><td></td><td></td><td></td><td></td><td></td><td></td><td></td><td></td><td></td><td></td></tr> <tr><td>Totals</td><td></td><td></td><td>28:55</td><td>9-21</td><td>9-13</td><td>5</td><td>20</td><td>25</td><td>22</td><td>16</td><td>74</td><td>15</td><td>17</td><td>3</td><td>3</td><td>3</td><td>-19</td></tr> </tbody> </table>	NO.	Name	Min	FG	3P	FT	Rebounds	Fouls	TP	AS	TO	ST	Blocks	+/-				M-A	M-A	M-A	OR DR TOT	PF	FD				BS BA		10	Daniel Heltterhoff	F	22:09	3-3	1-1	0-0	1	2	3	4	3	7	0	3	0	0	0	-29	4	Carmelo Adkins	G	36:12	6-7	2-2	4-6	0	4	4	1	4	18	1	0	0	0	0	-9	5	Mister Dean	G	26:08	9-14	1-3	1-2	3	2	5	3	1	20	0	3	2	2	0	10	11	Karmani Gregory	G	34:49	6-13	2-3	1-2	0	4	4	0	4	15	8	5	0	0	0	-20	24	Chico Johnson	G	25:56	1-7	1-5	0-0	1	2	3	2	0	3	1	1	0	0	1	-23	3	Brit Harris	F	19:50	1-6	1-5	0-0	0	3	3	2	1	3	5	1	0	0	0	-4	12	Broylin Garcia	F	19:15	1-2	0-0	3-3	0	1	1	5	2	5	0	4	1	1	0	4	0	Andrew McConnell	F	03:10	0-0	0-0	0-0	0	0	0	0	0	0	0	0	0	0	0	-1	2	Isaiah Skinner	F	12:28	1-3	1-2	0-0	0	0	0	5	1	3	0	0	0	0	0	-23	Team						0	2	2											Totals			28:55	9-21	9-13	5	20	25	22	16	74	15	17	3	3	3	-19	<table border="1" style="width: 100%; border-collapse: collapse;"> <tbody> <tr><td>1st FG%</td><td>12-27</td><td>44.4%</td></tr> <tr><td>3PT%</td><td>5-10</td><td>50.0%</td></tr> <tr><td>FT%</td><td>3-3</td><td>100%</td></tr> <tr><td>2nd FG%</td><td>16-28</td><td>57.1%</td></tr> <tr><td>3PT%</td><td>4-11</td><td>36.4%</td></tr> <tr><td>FT%</td><td>6-10</td><td>60%</td></tr> <tr><td>GM FG%</td><td>28-55</td><td>50.9%</td></tr> <tr><td>3PT%</td><td>9-21</td><td>42.9%</td></tr> <tr><td>FT%</td><td>9-13</td><td>69.2%</td></tr> <tr><td>Dead Ball Rebounds:</td><td>4</td><td>1</td></tr> </tbody> </table>	1 st FG%	12-27	44.4%	3PT%	5-10	50.0%	FT%	3-3	100%	2 nd FG%	16-28	57.1%	3PT%	4-11	36.4%	FT%	6-10	60%	GM FG%	28-55	50.9%	3PT%	9-21	42.9%	FT%	9-13	69.2%	Dead Ball Rebounds:	4	1
NO.	Name	Min	FG	3P	FT	Rebounds	Fouls	TP	AS	TO	ST	Blocks	+/-																																																																																																																																																																																																																																																														
			M-A	M-A	M-A	OR DR TOT	PF	FD				BS BA																																																																																																																																																																																																																																																															
10	Daniel Heltterhoff	F	22:09	3-3	1-1	0-0	1	2	3	4	3	7	0	3	0	0	0	-29																																																																																																																																																																																																																																																									
4	Carmelo Adkins	G	36:12	6-7	2-2	4-6	0	4	4	1	4	18	1	0	0	0	0	-9																																																																																																																																																																																																																																																									
5	Mister Dean	G	26:08	9-14	1-3	1-2	3	2	5	3	1	20	0	3	2	2	0	10																																																																																																																																																																																																																																																									
11	Karmani Gregory	G	34:49	6-13	2-3	1-2	0	4	4	0	4	15	8	5	0	0	0	-20																																																																																																																																																																																																																																																									
24	Chico Johnson	G	25:56	1-7	1-5	0-0	1	2	3	2	0	3	1	1	0	0	1	-23																																																																																																																																																																																																																																																									
3	Brit Harris	F	19:50	1-6	1-5	0-0	0	3	3	2	1	3	5	1	0	0	0	-4																																																																																																																																																																																																																																																									
12	Broylin Garcia	F	19:15	1-2	0-0	3-3	0	1	1	5	2	5	0	4	1	1	0	4																																																																																																																																																																																																																																																									
0	Andrew McConnell	F	03:10	0-0	0-0	0-0	0	0	0	0	0	0	0	0	0	0	0	-1																																																																																																																																																																																																																																																									
2	Isaiah Skinner	F	12:28	1-3	1-2	0-0	0	0	0	5	1	3	0	0	0	0	0	-23																																																																																																																																																																																																																																																									
Team						0	2	2																																																																																																																																																																																																																																																																			
Totals			28:55	9-21	9-13	5	20	25	22	16	74	15	17	3	3	3	-19																																																																																																																																																																																																																																																										
1 st FG%	12-27	44.4%																																																																																																																																																																																																																																																																									
3PT%	5-10	50.0%																																																																																																																																																																																																																																																																									
FT%	3-3	100%																																																																																																																																																																																																																																																																									
2 nd FG%	16-28	57.1%																																																																																																																																																																																																																																																																									
3PT%	4-11	36.4%																																																																																																																																																																																																																																																																									
FT%	6-10	60%																																																																																																																																																																																																																																																																									
GM FG%	28-55	50.9%																																																																																																																																																																																																																																																																									
3PT%	9-21	42.9%																																																																																																																																																																																																																																																																									
FT%	9-13	69.2%																																																																																																																																																																																																																																																																									
Dead Ball Rebounds:	4	1																																																																																																																																																																																																																																																																									

Official Basketball Box Score - Final Virginia Tech - 83 Record: 1-0 Officials: Roger Ayers, Justin Porterfield, Trey Shyros		Game Time: 7:01 PM Game Duration: 2:11 Attendance: 4,157																																																																																																																																																																																																																																																																																																																																																																						
Record: 1-0 Officials: Roger Ayers, Justin Porterfield, Trey Shyros		Game Time: 7:41 PM Game Duration: 2:11 Attendance: 4,866																																																																																																																																																																																																																																																																																																																																																																						
Virginia Tech - 83 Record: 1-0	Shooting By Period																																																																																																																																																																																																																																																																																																																																																																							
<table border="1" style="width: 100%; border-collapse: collapse;"> <thead> <tr> <th>NO.</th><th>Name</th><th>Min</th><th>FG</th><th>3P</th><th>FT</th><th>Rebounds</th><th>Fouls</th><th>TP</th><th>AS</th><th>TO</th><th>ST</th><th>Blocks</th><th>+/-</th></tr> <tr> <th></th><th></th><th></th><th>M-A</th><th>M-A</th><th>M-A</th><th>OR DR TOT</th><th>PF</th><th>FD</th><th></th><th></th><th></th><th>BS BA</th><th></th></tr> </thead> <tbody> <tr><td>1</td><td>Tobi Lawal</td><td>F</td><td>27:03</td><td>6-9</td><td>2-4</td><td>9-11</td><td>3</td><td>5</td><td>8</td><td>3</td><td>6</td><td>23</td><td>2</td><td>5</td><td>2</td><td>2</td><td>0</td><td>20</td></tr> <tr><td>34</td><td>Myijael Poteat</td><td>F</td><td>22:58</td><td>5-7</td><td>0-0</td><td>4-7</td><td>2</td><td>3</td><td>5</td><td>3</td><td>7</td><td>14</td><td>5</td><td>1</td><td>0</td><td>2</td><td>0</td><td>13</td></tr> <tr><td>2</td><td>Jaden Schutt</td><td>G</td><td>24:12</td><td>3-6</td><td>3-6</td><td>0-0</td><td>4</td><td>4</td><td>3</td><td>1</td><td>9</td><td>2</td><td>0</td><td>1</td><td>0</td><td>0</td><td>0</td><td>15</td></tr> <tr><td>3</td><td>Jaydon Young</td><td>G</td><td>26:02</td><td>3-10</td><td>2-7</td><td>5-7</td><td>0</td><td>3</td><td>3</td><td>0</td><td>3</td><td>13</td><td>4</td><td>2</td><td>0</td><td>0</td><td>0</td><td>18</td></tr> <tr><td>7</td><td>Brandon Rechsteiner</td><td>G</td><td>30:37</td><td>2-6</td><td>2-5</td><td>0-1</td><td>0</td><td>1</td><td>4</td><td>1</td><td>4</td><td>6</td><td>3</td><td>2</td><td>1</td><td>0</td><td>0</td><td>23</td></tr> <tr><td>5</td><td>Patrick Wessler</td><td>F</td><td>09:28</td><td>1-1</td><td>0-0</td><td>2-2</td><td>1</td><td>4</td><td>5</td><td>0</td><td>1</td><td>4</td><td>0</td><td>0</td><td>0</td><td>0</td><td>0</td><td>7</td></tr> <tr><td>13</td><td>Ben Burnham</td><td>F</td><td>17:25</td><td>0-3</td><td>0-1</td><td>2-2</td><td>2</td><td>4</td><td>2</td><td>2</td><td>2</td><td>0</td><td>1</td><td>0</td><td>0</td><td>0</td><td>0</td><td>6</td></tr> <tr><td>10</td><td>Tyler Johnson</td><td>F</td><td>24:33</td><td>4-8</td><td>0-2</td><td>0-3</td><td>2</td><td>4</td><td>6</td><td>3</td><td>2</td><td>8</td><td>1</td><td>2</td><td>1</td><td>1</td><td>0</td><td>17</td></tr> <tr><td>11</td><td>Ben Hammond</td><td>F</td><td>08:50</td><td>0-2</td><td>0-2</td><td>0-0</td><td>1</td><td>1</td><td>2</td><td>0</td><td>0</td><td>0</td><td>1</td><td>1</td><td>0</td><td>1</td><td>2</td></tr> <tr><td>4</td><td>Rodney Brown Jr.</td><td>F</td><td>04:40</td><td>0-1</td><td>0-1</td><td>0-0</td><td>0</td><td>0</td><td>0</td><td>0</td><td>0</td><td>0</td><td>1</td><td>0</td><td>0</td><td>0</td><td>-2</td></tr> <tr><td>21</td><td>Ryan Jones Jr.</td><td>F</td><td>01:48</td><td>2-2</td><td>0-0</td><td>0-0</td><td>1</td><td>0</td><td>1</td><td>0</td><td>0</td><td>4</td><td>0</td><td>0</td><td>0</td><td>0</td><td>0</td><td>0</td></tr> <tr><td>22</td><td>Connor Serven</td><td>F</td><td>01:18</td><td>0-0</td><td>0-0</td><td>0-0</td><td>0</td><td>0</td><td>0</td><td>0</td><td>0</td><td>0</td><td>0</td><td>0</td><td>0</td><td>0</td><td>0</td><td>0</td></tr> <tr><td>8</td><td>Peter Carr</td><td>G</td><td>00:33</td><td>0-0</td><td>0-0</td><td>0-0</td><td>0</td><td>0</td><td>0</td><td>0</td><td>0</td><td>0</td><td>0</td><td>0</td><td>0</td><td>0</td><td>0</td><td>-2</td></tr> <tr><td>9</td><td>Conner Venable</td><td>G</td><td>00:33</td><td>0-0</td><td>0-0</td><td>0-0</td><td>0</td><td>0</td><td>0</td><td>0</td><td>0</td><td>0</td><td>0</td><td>0</td><td>0</td><td>0</td><td>0</td><td>-2</td></tr> <tr><td>Team</td><td></td><td></td><td></td><td></td><td></td><td>3</td><td>0</td><td>3</td><td></td><td></td><td></td><td></td><td></td><td></td><td></td><td></td><td></td><td></td></tr> <tr><td>Totals</td><td></td><td></td><td>26:55</td><td>9-28</td><td>22-33</td><td>14</td><td>27</td><td>41</td><td>21</td><td>23</td><td>83</td><td>20</td><td>16</td><td>6</td><td>5</td><td>1</td><td>23</td></tr> </tbody> </table>	NO.	Name	Min	FG	3P	FT	Rebounds	Fouls	TP	AS	TO	ST	Blocks	+/-				M-A	M-A	M-A	OR DR TOT	PF	FD				BS BA		1	Tobi Lawal	F	27:03	6-9	2-4	9-11	3	5	8	3	6	23	2	5	2	2	0	20	34	Myijael Poteat	F	22:58	5-7	0-0	4-7	2	3	5	3	7	14	5	1	0	2	0	13	2	Jaden Schutt	G	24:12	3-6	3-6	0-0	4	4	3	1	9	2	0	1	0	0	0	15	3	Jaydon Young	G	26:02	3-10	2-7	5-7	0	3	3	0	3	13	4	2	0	0	0	18	7	Brandon Rechsteiner	G	30:37	2-6	2-5	0-1	0	1	4	1	4	6	3	2	1	0	0	23	5	Patrick Wessler	F	09:28	1-1	0-0	2-2	1	4	5	0	1	4	0	0	0	0	0	7	13	Ben Burnham	F	17:25	0-3	0-1	2-2	2	4	2	2	2	0	1	0	0	0	0	6	10	Tyler Johnson	F	24:33	4-8	0-2	0-3	2	4	6	3	2	8	1	2	1	1	0	17	11	Ben Hammond	F	08:50	0-2	0-2	0-0	1	1	2	0	0	0	1	1	0	1	2	4	Rodney Brown Jr.	F	04:40	0-1	0-1	0-0	0	0	0	0	0	0	1	0	0	0	-2	21	Ryan Jones Jr.	F	01:48	2-2	0-0	0-0	1	0	1	0	0	4	0	0	0	0	0	0	22	Connor Serven	F	01:18	0-0	0-0	0-0	0	0	0	0	0	0	0	0	0	0	0	0	8	Peter Carr	G	00:33	0-0	0-0	0-0	0	0	0	0	0	0	0	0	0	0	0	-2	9	Conner Venable	G	00:33	0-0	0-0	0-0	0	0	0	0	0	0	0	0	0	0	0	-2	Team						3	0	3											Totals			26:55	9-28	22-33	14	27	41	21	23	83	20	16	6	5	1	23	<table border="1" style="width: 100%; border-collapse: collapse;"> <tbody> <tr><td>1st FG%</td><td>13-32</td><td>40.6%</td></tr> <tr><td>3PT%</td><td>4-12</td><td>33.3%</td></tr> <tr><td>FT%</td><td>7-10</td><td>70%</td></tr> <tr><td>2nd FG%</td><td>18-30</td><td>60%</td></tr> <tr><td>3PT%</td><td>4-9</td><td>44.4%</td></tr> <tr><td>FT%</td><td>16-20</td><td>80%</td></tr> <tr><td>GM FG%</td><td>31-62</td><td>50.0%</td></tr> <tr><td>3PT%</td><td>8-21</td><td>38.1%</td></tr> <tr><td>FT%</td><td>23-30</td><td>76.7%</td></tr> <tr><td>Dead Ball Rebounds:</td><td>7</td><td>2</td></tr> </tbody> </table>	1 st FG%	13-32	40.6%	3PT%	4-12	33.3%	FT%	7-10	70%	2 nd FG%	18-30	60%	3PT%	4-9	44.4%	FT%	16-20	80%	GM FG%	31-62	50.0%	3PT%	8-21	38.1%	FT%	23-30	76.7%	Dead Ball Rebounds:	7	2
NO.	Name	Min	FG	3P	FT	Rebounds	Fouls	TP	AS	TO	ST	Blocks	+/-																																																																																																																																																																																																																																																																																																																																																											
			M-A	M-A	M-A	OR DR TOT	PF	FD				BS BA																																																																																																																																																																																																																																																																																																																																																												
1	Tobi Lawal	F	27:03	6-9	2-4	9-11	3	5	8	3	6	23	2	5	2	2	0	20																																																																																																																																																																																																																																																																																																																																																						
34	Myijael Poteat	F	22:58	5-7	0-0	4-7	2	3	5	3	7	14	5	1	0	2	0	13																																																																																																																																																																																																																																																																																																																																																						
2	Jaden Schutt	G	24:12	3-6	3-6	0-0	4	4	3	1	9	2	0	1	0	0	0	15																																																																																																																																																																																																																																																																																																																																																						
3	Jaydon Young	G	26:02	3-10	2-7	5-7	0	3	3	0	3	13	4	2	0	0	0	18																																																																																																																																																																																																																																																																																																																																																						
7	Brandon Rechsteiner	G	30:37	2-6	2-5	0-1	0	1	4	1	4	6	3	2	1	0	0	23																																																																																																																																																																																																																																																																																																																																																						
5	Patrick Wessler	F	09:28	1-1	0-0	2-2	1	4	5	0	1	4	0	0	0	0	0	7																																																																																																																																																																																																																																																																																																																																																						
13	Ben Burnham	F	17:25	0-3	0-1	2-2	2	4	2	2	2	0	1	0	0	0	0	6																																																																																																																																																																																																																																																																																																																																																						
10	Tyler Johnson	F	24:33	4-8	0-2	0-3	2	4	6	3	2	8	1	2	1	1	0	17																																																																																																																																																																																																																																																																																																																																																						
11	Ben Hammond	F	08:50	0-2	0-2	0-0	1	1	2	0	0	0	1	1	0	1	2																																																																																																																																																																																																																																																																																																																																																							
4	Rodney Brown Jr.	F	04:40	0-1	0-1	0-0	0	0	0	0	0	0	1	0	0	0	-2																																																																																																																																																																																																																																																																																																																																																							
21	Ryan Jones Jr.	F	01:48	2-2	0-0	0-0	1	0	1	0	0	4	0	0	0	0	0	0																																																																																																																																																																																																																																																																																																																																																						
22	Connor Serven	F	01:18	0-0	0-0	0-0	0	0	0	0	0	0	0	0	0	0	0	0																																																																																																																																																																																																																																																																																																																																																						
8	Peter Carr	G	00:33	0-0	0-0	0-0	0	0	0	0	0	0	0	0	0	0	0	-2																																																																																																																																																																																																																																																																																																																																																						
9	Conner Venable	G	00:33	0-0	0-0	0-0	0	0	0	0	0	0	0	0	0	0	0	-2																																																																																																																																																																																																																																																																																																																																																						
Team						3	0	3																																																																																																																																																																																																																																																																																																																																																																
Totals			26:55	9-28	22-33	14	27	41	21	23	83	20	16	6	5	1	23																																																																																																																																																																																																																																																																																																																																																							
1 st FG%	13-32	40.6%																																																																																																																																																																																																																																																																																																																																																																						
3PT%	4-12	33.3%																																																																																																																																																																																																																																																																																																																																																																						
FT%	7-10	70%																																																																																																																																																																																																																																																																																																																																																																						
2 nd FG%	18-30	60%																																																																																																																																																																																																																																																																																																																																																																						
3PT%	4-9	44.4%																																																																																																																																																																																																																																																																																																																																																																						
FT%	16-20	80%																																																																																																																																																																																																																																																																																																																																																																						
GM FG%	31-62	50.0%																																																																																																																																																																																																																																																																																																																																																																						
3PT%	8-21	38.1%																																																																																																																																																																																																																																																																																																																																																																						
FT%	23-30	76.7%																																																																																																																																																																																																																																																																																																																																																																						
Dead Ball Rebounds:	7	2																																																																																																																																																																																																																																																																																																																																																																						

Official Basketball Box Score - Final USC Upstate at Virginia Tech 11/08/24 Cassell Coliseum, Blacksburg, Va. 2024-25 Men's Basketball		Game Time: 7:01 PM Game Duration: 2:11 Attendance: 4,157																																																																																																																																																																																																																																																																																																																																		
Record: 1-2 Officials: Roger Ayers, Justin Porterfield, Trey Shyros		Game Time: 7:41 PM Game Duration: 2:11 Attendance: 4,866																																																																																																																																																																																																																																																																																																																																		
USC Upstate - 74 Record: 1-2	Shooting By Period																																																																																																																																																																																																																																																																																																																																			
<table border="1" style="width: 100%; border-collapse: collapse;"> <thead> <tr> <th>NO.</th><th>Name</th><th>Min</th><th>FG</th><th>3P</th><th>FT</th><th>Rebounds</th><th>Fouls</th><th>TP</th><th>AS</th><th>TO</th><th>ST</th><th>Blocks</th><th>+/-</th></tr> <tr> <th></th><th></th><th></th><th>M-A</th><th>M-A</th><th>M-A</th><th>OR DR TOT</th><th>PF</th><th>FD</th><th></th><th></th><th></th><th>BS BA</th><th></th></tr> </thead> <tbody> <tr><td>1</td><td>Tobi Lawal</td><td>F</td><td>24:35</td><td>4-6</td><td>0-2</td><td>2-2</td><td>3</td><td>5</td><td>8</td><td>2</td><td>4</td><td>10</td><td>0</td><td>1</td><td>0</td><td>2</td><td>0</td><td>11</td></tr> <tr><td>34</td><td>Myijael Poteat</td><td>F</td><td>27:11</td><td>6-8</td><td>0-0</td><td>7-9</td><td>2</td><td>3</td><td>5</td><td>3</td><td>6</td><td>19</td><td>1</td><td>2</td><td>0</td><td>0</td><td>0</td><td>21</td></tr> <tr><td>2</td><td>Jaden Schutt</td><td>G</td><td>27:18</td><td>3-8</td><td>1-4</td><td>3-6</td><td>1</td><td>2</td><td>3</td><td>3</td><td>3</td><td>10</td><td>4</td><td>1</td><td>2</td><td>0</td><td>0</td><td>14</td></tr> <tr><td>3</td><td>Jaydon Young</td><td>G</td><td>32:04</td><td>4-13</td><td>4-7</td><td>2-2</td><td>0</td><td>2</td><td>2</td><td>0</td><td>1</td><td>14</td><td>2</td><td>0</td><td>0</td><td>0</td><td>0</td><td>13</td></tr> <tr><td>7</td><td>Brandon Rechsteiner</td><td>G</td><td>26:07</td><td>4-12</td><td>3-5</td><td>2-2</td><td>1</td><td>0</td><td>1</td><td>2</td><td>1</td><td>19</td><td>4</td><td>1</td><td>0</td><td>0</td><td>0</td><td>8</td></tr> <tr><td>13</td><td>Ben Burnham</td><td>F</td><td>16:01</td><td>0-2</td><td>0-0</td><td>1-2</td><td>3</td><td>0</td><td>5</td><td>2</td><td>2</td><td>1</td><td>0</td><td>1</td><td>0</td><td>0</td><td>0</td><td>-2</td></tr> <tr><td>5</td><td>Patrick Wessler</td><td>F</td><td>08:38</td><td>0-1</td><td>0-0</td><td>0-0</td><td>0</td><td>0</td><td>0</td><td>0</td><td>1</td><td>1</td><td>0</td><td>1</td><td>0</td><td>0</td><td>0</td><td>6</td></tr> <tr><td>10</td><td>Tyler Johnson</td><td>F</td><td>21:28</td><td>5-7</td><td>0-1</td><td>6-7</td><td>1</td><td>3</td><td>4</td><td>1</td><td>4</td><td>16</td><td>1</td><td>0</td><td>0</td><td>0</td><td>0</td><td>19</td></tr> <tr><td>11</td><td>Ben Hammond</td><td>F</td><td>13:53</td><td>2-4</td><td>0-1</td><td>0-0</td><td>0</td><td>0</td><td>2</td><td>2</td><td>0</td><td>4</td><td>2</td><td>0</td><td>1</td><td>0</td><td>0</td><td>11</td></tr> <tr><td>4</td><td>Rodney Brown Jr.</td><td>F</td><td>00:55</td><td>0-1</td><td>0-0</td><td>0-0</td><td>0</td><td>0</td><td>0</td><td>0</td><td>0</td><td>0</td><td>0</td><td>0</td><td>0</td><td>0</td><td>0</td><td>-2</td></tr> <tr><td>21</td><td>Ryan Jones Jr.</td><td>F</td><td>00:55</td><td>0-0</td><td>0-0</td><td>0-0</td><td>0</td><td>0</td><td>0</td><td>0</td><td>0</td><td>0</td><td>0</td><td>0</td><td>0</td><td>0</td><td>0</td><td>-2</td></tr> <tr><td>22</td><td>Connor Serven</td><td>F</td><td>00:55</td><td>0-0</td><td>0-0</td><td>0-0</td><td>0</td><td>0</td><td>0</td><td>0</td><td>0</td><td>0</td><td>0</td><td>0</td><td>0</td><td>0</td><td>0</td><td>-2</td></tr> <tr><td>Team</td><td></td><td></td><td></td><td></td><td></td><td>1</td><td>1</td><td>2</td><td></td><td></td><td></td><td></td><td></td><td></td><td></td><td></td><td></td><td></td></tr> <tr><td>Totals</td><td></td><td></td><td>31:62</td><td>8-21</td><td>23-30</td><td>12</td><td>20</td><td>32</td><td>16</td><td>22</td><td>93</td><td>14</td><td>7</td><td>3</td><td>3</td><td>3</td><td>19</td></tr> </tbody> </table>	NO.	Name	Min	FG	3P	FT	Rebounds	Fouls	TP	AS	TO	ST	Blocks	+/-				M-A	M-A	M-A	OR DR TOT	PF	FD				BS BA		1	Tobi Lawal	F	24:35	4-6	0-2	2-2	3	5	8	2	4	10	0	1	0	2	0	11	34	Myijael Poteat	F	27:11	6-8	0-0	7-9	2	3	5	3	6	19	1	2	0	0	0	21	2	Jaden Schutt	G	27:18	3-8	1-4	3-6	1	2	3	3	3	10	4	1	2	0	0	14	3	Jaydon Young	G	32:04	4-13	4-7	2-2	0	2	2	0	1	14	2	0	0	0	0	13	7	Brandon Rechsteiner	G	26:07	4-12	3-5	2-2	1	0	1	2	1	19	4	1	0	0	0	8	13	Ben Burnham	F	16:01	0-2	0-0	1-2	3	0	5	2	2	1	0	1	0	0	0	-2	5	Patrick Wessler	F	08:38	0-1	0-0	0-0	0	0	0	0	1	1	0	1	0	0	0	6	10	Tyler Johnson	F	21:28	5-7	0-1	6-7	1	3	4	1	4	16	1	0	0	0	0	19	11	Ben Hammond	F	13:53	2-4	0-1	0-0	0	0	2	2	0	4	2	0	1	0	0	11	4	Rodney Brown Jr.	F	00:55	0-1	0-0	0-0	0	0	0	0	0	0	0	0	0	0	0	-2	21	Ryan Jones Jr.	F	00:55	0-0	0-0	0-0	0	0	0	0	0	0	0	0	0	0	0	-2	22	Connor Serven	F	00:55	0-0	0-0	0-0	0	0	0	0	0	0	0	0	0	0	0	-2	Team						1	1	2											Totals			31:62	8-21	23-30	12	20	32	16	22	93	14	7	3	3	3	19	<table border="1" style="width: 100%; border-collapse: collapse;"> <tbody> <tr><td>1st FG%</td><td>13-32</td><td>40.6%</td></tr> <tr><td>3PT%</td><td>4-12</td><td>33.3%</td></tr> <tr><td>FT%</td><td>7-10</td><td>70%</td></tr> <tr><td>2nd FG%</td><td>18-30</td><td>60%</td></tr> <tr><td>3PT%</td><td>4-9</td><td>44.4%</td></tr> <tr><td>FT%</td><td>16-20</td><td>80%</td></tr> <tr><td>GM FG%</td><td>31-62</td><td>50.0%</td></tr> <tr><td>3PT%</td><td>8-21</td><td>38.1%</td></tr> <tr><td>FT%</td><td>23-30</td><td>76.7%</td></tr> <tr><td>Dead Ball Rebounds:</td><td>7</td><td>2</td></tr> </tbody> </table>	1 st FG%	13-32	40.6%	3PT%	4-12	33.3%	FT%	7-10	70%	2 nd FG%	18-30	60%	3PT%	4-9	44.4%	FT%	16-20	80%	GM FG%	31-62	50.0%	3PT%	8-21	38.1%	FT%	23-30	76.7%	Dead Ball Rebounds:	7	2
NO.	Name	Min	FG	3P	FT	Rebounds	Fouls	TP	AS	TO	ST	Blocks	+/-																																																																																																																																																																																																																																																																																																																							
			M-A	M-A	M-A	OR DR TOT	PF	FD				BS BA																																																																																																																																																																																																																																																																																																																								
1	Tobi Lawal	F	24:35	4-6	0-2	2-2	3	5	8	2	4	10	0	1	0	2	0	11																																																																																																																																																																																																																																																																																																																		
34	Myijael Poteat	F	27:11	6-8	0-0	7-9	2	3	5	3	6	19	1	2	0	0	0	21																																																																																																																																																																																																																																																																																																																		
2	Jaden Schutt	G	27:18	3-8	1-4	3-6	1	2	3	3	3	10	4	1	2	0	0	14																																																																																																																																																																																																																																																																																																																		
3	Jaydon Young	G	32:04	4-13	4-7	2-2	0	2	2	0	1	14	2	0	0	0	0	13																																																																																																																																																																																																																																																																																																																		
7	Brandon Rechsteiner	G	26:07	4-12	3-5	2-2	1	0	1	2	1	19	4	1	0	0	0	8																																																																																																																																																																																																																																																																																																																		
13	Ben Burnham	F	16:01	0-2	0-0	1-2	3	0	5	2	2	1	0	1	0	0	0	-2																																																																																																																																																																																																																																																																																																																		
5	Patrick Wessler	F	08:38	0-1	0-0	0-0	0	0	0	0	1	1	0	1	0	0	0	6																																																																																																																																																																																																																																																																																																																		
10	Tyler Johnson	F	21:28	5-7	0-1	6-7	1	3	4	1	4	16	1	0	0	0	0	19																																																																																																																																																																																																																																																																																																																		
11	Ben Hammond	F	13:53	2-4	0-1	0-0	0	0	2	2	0	4	2	0	1	0	0	11																																																																																																																																																																																																																																																																																																																		
4	Rodney Brown Jr.	F	00:55	0-1	0-0	0-0	0	0	0	0	0	0	0	0	0	0	0	-2																																																																																																																																																																																																																																																																																																																		
21	Ryan Jones Jr.	F	00:55	0-0	0-0	0-0	0	0	0	0	0	0	0	0	0	0	0	-2																																																																																																																																																																																																																																																																																																																		
22	Connor Serven	F	00:55	0-0	0-0	0-0	0	0	0	0	0	0	0	0	0	0	0	-2																																																																																																																																																																																																																																																																																																																		
Team						1	1	2																																																																																																																																																																																																																																																																																																																												
Totals			31:62	8-21	23-30	12	20	32	16	22	93	14	7	3	3	3	19																																																																																																																																																																																																																																																																																																																			
1 st FG%	13-32	40.6%																																																																																																																																																																																																																																																																																																																																		
3PT%	4-12	33.3%																																																																																																																																																																																																																																																																																																																																		
FT%	7-10	70%																																																																																																																																																																																																																																																																																																																																		
2 nd FG%	18-30	60%																																																																																																																																																																																																																																																																																																																																		
3PT%	4-9	44.4%																																																																																																																																																																																																																																																																																																																																		
FT%	16-20	80%																																																																																																																																																																																																																																																																																																																																		
GM FG%	31-62	50.0%																																																																																																																																																																																																																																																																																																																																		
3PT%	8-21	38.1%																																																																																																																																																																																																																																																																																																																																		
FT%	23-30	76.7%																																																																																																																																																																																																																																																																																																																																		
Dead Ball Rebounds:	7	2																																																																																																																																																																																																																																																																																																																																		

Technical Fouls: NONE		Period by Period Scoring																														
Biggest lead 0 (1 st 20:00) Best Scoring Run 8 (1 st 5:50) Lead Changes 0 Times Tied 0 Time with Lead 00:00	<table border="1" style="width: 100%; border-collapse: collapse;"> <tr><th>Points from</th><th>TSU</th><th>Hokies</th></tr> <tr><td>Turnovers</td><td>14</td><td>17</td></tr> <tr><td>Paint</td><td>20</td><td>32</td></tr> <tr><td>Second Chance</td><td>8</td><td>12</td></tr> <tr><td>Fast Breaks</td><td>6</td><td>5</td></tr> <tr><td>Bench</td><td>16</td><td>18</td></tr> </table>	Points from	TSU	Hokies	Turnovers	14	17	Paint	20	32	Second Chance	8	12	Fast Breaks	6	5	Bench	16	18	<table border="1" style="width: 100%; border-collapse: collapse;"> <tr><th>Period</th><th>1st</th><th>2nd</th><th>TOT</th></tr> <tr><td>TSU</td><td>32</td><td>28</td><td>60</td></tr> <tr><td>Hokies</td><td>40</td><td>43</td><td>83</td></tr> </table>	Period	1st	2nd	TOT	TSU	32	28	60	Hokies	40	43	83
Points from	TSU	Hokies																														
Turnovers	14	17																														
Paint	20	32																														
Second Chance	8	12																														
Fast Breaks	6	5																														
Bench	16	18																														
Period	1st	2nd	TOT																													
TSU	32	28	60																													
Hokies	40	43	83																													

Technical Fouls: NONE		Period by Period Scoring																														
Biggest lead 14 (1 st 13:26) Best Scoring Run 16 (1 st 13:26) Lead Changes 2 Times Tied 2 Time with Lead 15:34	<table border="1" style="width: 100%; border-collapse: collapse;"> <tr><th>Points from</th><th>TSU</th><th>Hokies</th></tr> <tr><td>Turnovers</td><td>7</td><td>17</td></tr> <tr><td>Paint</td><td>32</td><td>38</td></tr> <tr><td>Second Chance</td><td>7</td><td>17</td></tr> <tr><td>Fast Breaks</td><td>5</td><td>6</td></tr> <tr><td>Bench</td><td>11</td><td>21</td></tr> </table>	Points from	TSU	Hokies	Turnovers	7	17	Paint	32	38	Second Chance	7	17	Fast Breaks	5	6	Bench	11	21	<table border="1" style="width: 100%; border-collapse: collapse;"> <tr><th>Period</th><th>1st</th><th>2nd</th><th>TOT</th></tr> <tr><td>TSU</td><td>32</td><td>42</td><td>74</td></tr> <tr><td>Hokies</td><td>37</td><td>56</td><td>93</td></tr> </table>	Period	1st	2nd	TOT	TSU	32	42	74	Hokies	37	56	93
Points from	TSU	Hokies																														
Turnovers	7	17																														
Paint	32	38																														
Second Chance	7	17																														
Fast Breaks	5	6																														
Bench	11	21																														
Period	1st	2nd	TOT																													
TSU	32	42	74																													
Hokies	37	56	93																													

GAME 3: WINTHROP

Official Basketball Box Score - Final Winthrop at Virginia Tech 11/11/24 Cassell Coliseum, Blacksburg, Va. 2024-25 Men's Basketball		Game Time: 7:01 PM Game Duration: 2:11 Attendance: 4,157
Record: 2-1 Officials: Roger Ayers, Justin Porterfield, Trey Shyros		

VIRGINIA TECH MEN'S BASKETBALL

BOX SCORES

GAME 5: JACKSONVILLE



Official Basketball Box Score - Final
Jacksonville at Virginia Tech
11/20/24 Cassell Coliseum, Blacksburg, Va.
2024-25 Men's Basketball

Game Time: 7:01 PM
Game Duration: 1:58
Attendance: 4,441

Officials: Bert Smith, Lee Cassell, Italo Araujo

Jacksonville - 74		Record: 3-2											
NO.	Name	Min	FG	3P	FT	Rebounds	Fouls	TP	AS	TO	ST	Blocks	+/-
			M-A	M-A	M-A	OR DR TOT	PF FD					BS BA	
0	Stephon Payne III	F	22:39	3-4	0-0	0-0	0 5 5	3 2	2	6	1	0 0 0	5
9	Kendall Munson	F	07:43	4-4	0-0	1-1	0 0 0	4 1	9	0	0	0 0 0	17
5	Zach Bell	G	27:13	2-3	1-2	0-0	0 3 3	3 0	5	1	2	1 0 0	14
8	Jakari Spence	G	27:03	1-7	1-4	2-3	0 2 2	1 4	5	4	0	0 0 0	3
13	Robert McCray	G	34:56	8-13	0-2	1-2	1 3 4	2 2	17	8	4	2 1 0	15
16	Zmi Nwokoje	G	27:16	7-13	4-8	1-2	3 6 9	1 2	19	0	1	1 1 0	11
1	Chris Arias	F	23:25	1-4	1-4	0-0	0 3 3	0 0	3	1	0	1 0 0	2
33	Donovan Rivers	F	14:26	5-6	0-0	0 2 1	3 3 0	0 10	0	0	0	1 3 0	-1
11	Kent Jackson	G	07:24	0-4	0-3	0-0	0 0 0	1 0	0	1	0	0 0 0	-4
23	Enrico Borio	G	07:55	0-2	0-2	0-0	0 1 1	0 0	0	1	0	0 0 0	-12
Team							3 0 3		0	1			
Totals			31:60	7:25	5:8	9 24	33	18	11	74	17	14 8 6	0 10

Shooting By Period		
1 st	FG%	13-31 41.9%
	3PT%	3-14 21.4%
	FT%	0-1 0%
2 nd	FG%	18-29 62.1%
	3PT%	4-11 36.4%
	FT%	5-7 71.4%
GM	FG%	31-60 51.7%
	3PT%	7-25 28.0%
	FT%	5-8 62.5%

Dead Ball Rebounds: 2, 0

Technical Fouls: NONE

Virginia Tech - 64		Record: 3-2											
NO.	Name	Min	FG	3P	FT	Rebounds	Fouls	TP	AS	TO	ST	Blocks	+/-
			M-A	M-A	M-A	OR DR TOT	PF FD					BS BA	
1	Tobi Lawal	F	30:36	6-9	1-1	1-3	1 3 4	2 3	14	1	5	0 0 0	-4
34	Myljael Poteat	F	23:24	5-8	0-0	5-8	6 2 8	2 5	15	3	2	0 0 2	-15
2	Jaden Schutt	G	32:11	1-7	1-6	0-0	0 4 4	1 1	3	3	0	2 0 0	-12
7	Brandon Rechsteiner	G	31:43	4-6	3-5	0-1	1 1 2	4 2	11	3	5	1 0 0	-2
10	Tyler Johnson	G	19:48	1-5	0-1	1-1	1 0 1	0 2	3	2	0	1 0 1	-2
11	Ben Hammond	G	08:17	0-1	0-0	1-2	0 1 1	0 2	1	0	2	0 0 0	-8
13	Ben Burnham	G	18:11	2-8	0-2	2-3	1 4 5	0 2	6	3	0	1 0 2	-5
3	Jaydon Young	G	28:01	3-9	1-3	2-2	0 1 1	1 1	9	1	1	0 0 1	-6
5	Patrick Wessler	G	07:49	1-3	0-0	0-0	2 3 5	1 0	2	0	1	0 0 0	4
Team							0 2 2		0	0			
Totals			23:56	6:18	12:20	12 21	33	11	18	64	16	15 0 6	10

Shooting By Period		
1 st	FG%	14-31 45.2%
	3PT%	4-11 36.4%
	FT%	7-10 70%
2 nd	FG%	9-25 36.0%
	3PT%	2-7 28.6%
	FT%	5-10 50%
GM	FG%	23-56 41.1%
	3PT%	6-18 33.3%
	FT%	12-20 60.0%

Dead Ball Rebounds: 5, 0

Technical Fouls: NONE

Biggest lead		JU	Hokies
10 (2 nd 3:15)		11 (1 st 2:20)	
Best Scoring Run		8 (2 nd 18:06)	8 (1 st 10:08)
Lead Changes		10	
Times Tied		8	
Time with Lead		14:35	18:35

Points from		JU	Hokies
Turnovers		20	16
Paint		44	32
Second Chance		10	14
Fast Breaks		6	4
Bench		32	18

Period by Period Scoring			
	1st	2nd	TOT
JU	29	45	74
Hokies	39	25	64

GAME 7: SOUTH CAROLINA



Official Basketball Box Score - Final
South Carolina at Virginia Tech
11/27/24 Suncoast Credit Union Arena, Fort Myers, Fla.
2024-25 Men's Basketball

Game Time: 6:00 PM
Game Duration: 2:02
Attendance: 3,500

Officials: Lee Cassell, KB Burdett, Tim Come

South Carolina - 70		Record: 4-3											
NO.	Name	Min	FG	3P	FT	Rebounds	Fouls	TP	AS	TO	ST	Blocks	+/-
			M-A	M-A	M-A	OR DR TOT	PF FD					BS BA	
5	Nick Pringle	F	16:28	1-2	0-0	0-0	1 5 6	3 2	2	2	0	0 0 0	5
11	Myles Stute	F	19:53	1-4	1-4	1-2	1 0 1	1 2	4	1	1	0 0 0	-7
30	Collin Murray-Boyles	F	32:52	7-12	0-3	2-4	3 5 8	2 8	16	2	4	3 2 1	3
1	Jacobi Wright	G	29:37	1-5	1-4	4-6	0 3 3	3 3	7	2	1	0 0 0	9
6	Jamari Thomas	G	25:37	2-7	2-6	3-5	0 1 1	3 3	9	0	1	0 0 0	13
2	Zachary Davis	G	27:11	4-8	1-2	3-4	2 5 7	0 2	12	3	2	0 0 1	5
15	Morris Ugusuk	F	24:54	4-7	0-0	1 2 3	0 0	12	1	0	0	1 0 0	15
23	Cam Scott	F	14:53	1-5	0-4	0-0	0 2 2	0 0	2	1	0	0 0 0	-1
0	Jordan Butler	G	08:35	2-2	2-2	0-0	0 1 1	0 0	6	1	0	0 1 0	8
Team							1 4 5		0	1			
Totals			23:52	11:32	13:21	9 28	37	12	20	70	13	10 4 3	2 10

Shooting By Period		
1 st	FG%	13-28 46.4%
	3PT%	6-17 35.3%
	FT%	1-2 50%
2 nd	FG%	10-24 41.7%
	3PT%	5-15 33.3%
	FT%	12-19 63.2%
GM	FG%	23-52 44.2%
	3PT%	11-32 34.4%
	FT%	13-21 61.9%

Dead Ball Rebounds: 2, 0

Technical Fouls: NONE

Virginia Tech - 60		Record: 3-4											
NO.	Name	Min	FG	3P	FT	Rebounds	Fouls	TP	AS	TO	ST	Blocks	+/-
			M-A	M-A	M-A	OR DR TOT	PF FD					BS BA	
1	Tobi Lawal	F	21:12	4-7	0-1	2-4	2 4 6	4 2	10	0	0	0 0 1	-4
34	Myljael Poteat	F	22:12	0-4	0-0	1-2	1 6 7	4 2	1	1	2	0 0 0	-3
2	Jaden Schutt	G	29:54	3-9	2-4	3-3	0 4 4	1 2	11	2	1	2 0 0	-8
7	Brandon Rechsteiner	G	30:03	4-13	2-5	0-0	0 3 3	2 3	10	4	1	0 0 0	-8
10	Tyler Johnson	G	17:51	2-5	0-0	0-0	1 1 1	1 1	4	1	0	0 0 1	-1
5	Patrick Wessler	G	10:43	2-3	0-0	0-0	1 0 1	2 0	4	0	0	1 1 1	-8
3	Jaydon Young	G	28:14	5-9	2-5	0-0	0 3 3	4 0	12	1	0	0 0 0	-5
11	Ben Hammond	G	15:04	0-4	0-1	0-0	0 2 2	0 0	0	1	1	1 0 0	-7
13	Ben Burnham	G	22:18	3-5	2-2	0-0	1 1 2	2 8	0	3	1	1 0 0	-7
22	Connor Sarven	G	02:29	0-0	0-0	0-0	0 1 1	0 0	0	0	0	0 0 0	1
Team							5 1 6		0	0			
Totals			23:59	8:18	6:9	9 26	35	20	12	60	10	9 5 2	3 10

Shooting By Period		
1 st	FG%	9-25 36.0%
	3PT%	2-5 40.0%
	FT%	5-7 71.4%
2 nd	FG%	14-34 41.2%
	3PT%	6-13 46.2%
	FT%	1-2 50%
GM	FG%	23-59 39.0%
	3PT%	8-18 44.4%
	FT%	6-9 66.7%

Dead Ball Rebounds: 2, 0

Technical Fouls: NONE

Biggest lead		SC	VT
11 (2 nd 19:20)		4 (1 st 18:55)	
Best Scoring Run		8 (1 st 15:36)	8 (2 nd 12:14)
Lead Changes		1	
Times Tied		0	
Time with Lead		36:26	03:00

Points from		SC	VT
Turnovers		7	4
Paint		22	26
Second Chance		12	8
Fast Breaks		12	14
Bench		32	24

Period by Period Scoring			
	1st	2nd	TOT
SC	33	37	70
VT	25	35	60

GAME 6: MICHIGAN



Official Basketball Box Score - Final
Michigan at Virginia Tech
11/25/24 Suncoast Credit Union Arena, Fort Myers, Fla.
2024-25 Men's Basketball

Game Time: 6:00 PM
Game Duration: 2:11
Attendance: 3,500

Officials

Michigan - 75		Record: 5-1											
NO.	Name	Min	FG	3P	FT	Rebounds	Fouls	TP	AS	TO	ST	Blocks	+/-
			M-A	M-A	M-A	OR DR TOT	PF FD					BS BA	
1	Danny Wolf	F	27:35	1-4	0-2	2-3	5 6 11	3 2	4	4	5	2 1 0	4
50	Vladislav Goldin	C	21:47	3-6	0-0	2-4	2 2 4	3 4	8	2	3	1 3 0	11
3	Tre Donaldson	G	29:26	3-11	2-6	1-2	0 0 0	0 4	9	2	0	1 0 0	14
4	Nimari Burnett	G	20:53	3-7	3-6	0-0	0 1 1	3 1	9	0	0	1 0 0	



1

TOBII LAWAL
JR. • F • 6-8 • 215
LONDON, ENGLAND
VCU



2

JADEN SCHUTT
R-SO. • G • 6-5 • 205
YORKVILLE, ILL.
DUKE



3

JAYDON YOUNG
SO. • G • 6-4 • 205
GOLDSBORO, N.C.
GREENSBORO DAY SCHOOL



4

RODNEY BROWN JR.
SO. • G • 6-6 • 185
PERRIS, CALIF.
CAL



5

PATRICK WESSLER
R-SO. • C • 7-0 • 250
MATTHEWS, N.C.
COMBINE ACADEMY



7

BRANDON RECHSTEINER
SO. • G • 6-1 • 190
ACWORTH, GA.
ETOWAH



8

PETER CARR
FR. • G • 6-5 • 205
WEST CHESTER, PA.
WEST CHESTER EAST



9

CONNER VENABLE
SO. • G • 6-3 • 195
WASHINGTON, D.C.
THE HEIGHTS SCHOOL



10

TYLER JOHNSON
FR. • G • 6-5 • 215
ORLANDO, FLA.
OAK RIDGE



11

BEN HAMMOND
FR. • G • 5-11 • 170
FAIRFAX, VA.
PAUL VI



13

BEN BURNHAM
SR. • F • 6-7 • 220
FORT MILL, S.C.
COLLEGE OF CHARLESTON



21

RYAN JONES JR.
FR. • F • 6-8 • 240
GAINESVILLE, FLA.
THE ROCK SCHOOL



22

CONNOR SERVEN
GR. • F • 6-8 • 225
PRAIRIE CITY, ILL.
EASTERN MICHIGAN



34

MYLYJAEEL POTEAT
GR. • F • 6-9 • 260
REIDSVILLE, N.C.
RICE



MIKE YOUNG
HEAD COACH
6TH SEASON



J.D. BYERS
ASSISTANT COACH
2ND SEASON



KEVIN GILTNER
ASSISTANT COACH
6TH SEASON



CHRISTIAN WEBSTER
ASSISTANT COACH
9TH SEASON