



AUSTIN PEAY BASKETBALL

7 NCAA TOURNAMENT APPEARANCES | 13-TIME CONFERENCE CHAMPIONS
100 ALL-CONFERENCE SELECTIONS

AUSTIN PEAY GOVERNORS

4-7 | 0-0 ASUN | 2-1 HOME | 1-5 AWAY

Head Coach: Corey Gipson (Austin Peay '04)
Record at Austin Peay: 23-23 / 2nd Season
Career Record: 45-34 / 3rd Season
Last Game: L, 58-78 at Ohio, Dec. 18
Streak: Lose 5

VANDERBILT COMMODORES

10-1 | 0-0 SEC | 6-0 HOME | 0-1 AWAY

Head Coach: Mark Byington (UNCW, '98)
Record at Vandy: 10-1 / 1st Season
Career Record: 230-138 / 13th Season
Last Game: W, 105-53, vs. Citadel, Dec. 18
Streak: Win 4

RECORD BREAKDOWN

Overall: 4-7 | **ASUN:** 0-0
Home: 2-1 | **Road:** 1-5 | **Neutral:** 1-1
Last 5: 0-5 | **Last 10:** 3-7
After Win: 2-2 | **After Loss:** 1-5

2024-25 SCHEDULE

DATE	OPPONENT	TIME (CT)/RESULT
Oct. 22	at Tennessee Tech (EXH)	W, 90-80
Nov. 4	Union	W, 95-75
Nov. 8	at Butler	W, 68-66
Nov. 11	[RV/-] Chattanooga	W, 67-61
Nov. 17	[RV/-] at #11/9 Tennessee	L, 68-103
Nov. 20	at Morehead State	L, 58-63

2024 Jacksonville State Jacksonville Fla.

Nov. 26	vs. Georgia State	W, 62-50
Nov. 27	vs. UT Arlington	L, 58-68
Nov. 30	at ETSU	L, 57-79
Dec. 8	at Samford	L, 47-72

Dec. 14 Southern Illinois L, 60-65

Dec. 18 at Ohio L, 58-78

Dec. 21 at Vanderbilt 2 PM

Dec. 29 Brescia 4 PM

Jan. 2 • at North Florida 1 PM

Jan. 4 • at Jacksonville 2 PM

Jan. 9 • West Georgia 7 PM

Jan. 11 • Queens 4 PM

Jan. 16 • Eastern Kentucky 7 PM

Jan. 18 • at Lipscomb 6 PM

Jan. 23 • at Central Arkansas 6:30 PM

Jan. 25 • at North Alabama 6 PM

Jan. 30 • Bellarmine 7 PM

Feb. 1 • at Eastern Kentucky 3 PM

Feb. 5 • North Alabama 7 PM

Feb. 8 • Central Arkansas 4 PM

Feb. 13 • Florida Gulf Coast 7 PM

Feb. 15 • Stetson 4 PM

Feb. 18 • at Bellarmine 5:30 PM

Feb. 20 • at Queens 6 PM

Feb. 24 • Lipscomb 7 PM

Feb. 26 • at West Georgia 6 PM

ASUN Basketball Championship Campus Sites

March 2 First Round TBA

March 3 Quarterfinals TBA

March 6 Semifinals TBA

March 9 Championship TBA

• - ASUN Conference contest

Home games in bold. All Times Central.

Rankings are depicted as [AP Poll]/USA Today Coaches Poll]

BROADCAST INFORMATION

STREAM | SECN+

Andrew Allegretta, PxP

Shan Foster, Analyst

RADIO | ESPN CLARKSVILLE 104.1 FM

Brian Rives, PxP

Jeff Matthews, Analyst

ATHLETICS COMMUNICATIONS

ALEX ALLARD

Assistant Director of Athletics Communications

Email: allarda@aspu.edu

Cell: 270-498-4277

GAME 12 | 2 PM, DEC. 21, 2024 | MEMORIAL GYMNASIUM | NASHVILLE, TENN.



LETSGOPEAY.COM

INSIDE THE SERIES

The Series: 17-2, Vandy

in Nashville: 13-1, Vandy

Series Streak: Vandy, W15

Last Meeting: 77-51 VU at VU (12/18/21)

First Meeting: 43-42 VU at VU



VUCOMMODORES.COM

AUSTIN PEAY PROJECTED STARTERS

Pos.	No.	Name	Ht.	Yr.	Previous School	PPG	RPG	Notes
F	1	Sai Witt	6-8	Gr.	Lincoln (Mo.)	14.3	5.2	46 FG% 31 FT 62 FT%
G	3	Isaac Haney	6-2	Sr.	Northwestern St.	11.0	3.4	35 FG% 37 3P%
G/F	7	Akili Evans	6-5	RJr.	Moberly Area CC	5.3	3.0	3GS 3GP 3 STL
G	12	Anton Brookshire	6-2	RJr.	Iona	3.8	2.2	35 FG% 20 AST 12 STL
G	20	Quan Lax	6-2	RJr.	Freed Hardeman	5.9	3.2	21 AST 10 STL

Last time this group started: at Ohio, Dec. 18 | Record With This Starting Five: 0-1 | Streak: 1-Straight Game, L1

VANDERBILT PROJECTED STARTERS

Pos.	No.	Name	Ht.	Yr.	Previous School	PPG	RPG	Notes
G	4	Grant Huffman	6-4	Gr.	Davidson	5.4	2.9	31 AST 18 STL 54 FG%
G	5	Tyler Nickel	6-7	Jr.	Virginia Tech	9.8	2.5	24 3P 36 3P%
G	11	A.J. Hoggard	6-4	Gr.	Michigan State	10.4	2.8	42 AST 41 FG%
G	30	Chris Manon	6-5	Gr.	Cornell	5.1	3.2	16 STL 8 BLK 57 FG%
G	99	Devin McGlockton	6-7	Jr.	Boston College	11.0	8.0	38 OREB 67 FG%

Last time this group started: vs. The Citadel | Record With This Starting Five: 4-0 | Streak: 4-Straight Games, W4

PREGAME PAROOZING

TOP HITS

- **GIP SEASON TWO:** A 2004 Austin Peay graduate, Corey Gipson returns for Year 2 after leading the Gobs to 19 wins a season ago. Those 19 wins are tied for the most by a first-year head coach and marked the second-best single-season turnaround in program history (+10). With his win in the '24-25 opener, Gipson became the second-fastest coach in program history to reach the 20-win mark, accomplishing such in 36 games. That mark trails only Matt Figger, who reached 20 wins in 35 games.
- **DOWN GO THE DOGS:** Led by an LJ Thomas' career-high 29 points, Austin Peay marched into Hinkle Fieldhouse and claimed a 68-66 win against Butler. The win improved the Gobs to 2-0 on the season and 2-0 all-time at Hinkle.

WHAT TO KNOW







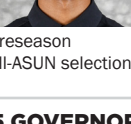
- **SAY WHAT, SAI WITT:** After missing five games, Sai Witt returned the Gobs' lineup against Southern Illinois where he had APSU's first double-double of the season with 25 points and 10 rebounds. He followed the performance against the Salukis with a game-high 21 points at Ohio on Wednesday.
- **NEW VETS:** The 2024-25 Governors feature six veteran newcomers in LJ Thomas, Me'Kell Burries, Darius Dawson, Tekao Carpenter, Quan Lax and Akili Evans. The group brought a combined for 17 seasons of collegiate experience, 418 career games played, 303 starts, and 4,764 points across Division I, Division II, and JUCO basketball.

EXTRA! EXTRA!

- **AGAINST THE SEC:** Saturday's game against Vanderbilt is Austin Peay's 72nd all-time game against a current member of the Southeastern Conference. The Governors' two wins against Vanderbilt are its most against a member of the league.
- **WHAT A WIN MEANS:** Austin Peay ends five-game losing streak... Governors' sixth win against the SEC and third against Vanderbilt... Austin Peay's first win against Vanderbilt since a 1939 Vanderbilt forfeit... Austin Peay's second road win of the season and first since Butler, Nov. 8.

AUSTIN PEAY BASKETBALL

TV/RADIO CHEAT SHEET

			GP-GS	PPG	RPG	APG	MPG	FG%	3P%	FT%		CAREER HIGHS
0		TATE MCCUBBIN - G/F 6-8, 174, FR., COLUMBIA, MO	24-25	9-3	5.1	2.3	0.3	16.6	50.0	36.4	30.8	PTS 11, at Ohio (12/18/24) REB 7, at ETSU (11/30/24) AST 1, at Ohio (12/18/24) FGM 4, at ETSU (11/30/24)
			17-of-34 from the field, 8-of-22 from 3 Career-high 11 points, 2 / 2 3P at Ohio (12/18). Earned 1st-career start at UT Arlington (11/27)									
1		SAI WITT - F 6-8, 270, GR., KANSAS CITY, MO.	24-25	6-6	14.3	5.2	0.2	22.7	45.8	50.0	62.0	PTS 33, North Fla. (2/3/24) REB 13, Emporia St. (12/17/20)* AST 6, Neb. Bearney (2/20/21)* FGM 12, North Fla. (2/3/24) 3PM 2, Mo. Southern St. (1/23/23)*
			2nd-straight 20-point game w/ 21pts at Ohio (12/18) Returned after 5 games against Southern Illinois (12/14) APSU's 1st D-D of the season with 25pts, 10reb vs. Salukis									
2		TEKAO CARPENTER - G 6-3, 190, JR., ALEXANDRIA, VA.	24-25	11-0	6.3	1.5	0.5	22.6	34.9	34.5	60.0	PTS 15, vs. Union (11/4/24) REB 5, at ETSU (11/30/24) AST 2, at ETSU (11/30/24) FGM 5, vs. Union (11/4/24) 3PM 5, vs. Union (11/4/24)
			Leads APSU w/ 19 3PM 12pts, 2 3P vs. Southern Illinois (12/14) Went 5-for-5 from 3-point range vs. Union (11/4)									
3		ISAAC HANEY - G 6-2, 191, SR., WEST PLAINS, MO.	24-25	8-8	11.0	3.4	1.1	27.7	34.9	36.6	87.9	PTS 32, at North Ala. (2/17/24) REB 10, Bellarmine (3/1/24) AST 7, Houston Christian (2/2/23)* FGM 10, at North Ala. (2/17/24) 3PM 5, at Tennessee (11/17/24)
			Returned after 3 games against Southern Illinois (12/14) Team-best, 23-game starting streak ended vs. UTA (11/27) due to injury Season-high 22 points on career-best 5 3-pointers at Tennessee (11/17)									
4		LJ THOMAS - G 6-2, 199, JR., PLANT CITY, FLA.	24-25	9-9	18.1	4.4	3.0	34.7	41.4	32.1	80.0	PTS 29, at Butler (11/8/24) REB 8, at Butler (11/8/24) AST 6, vs. Union (11/4/24) FGM 13, at Butler (11/8/24) 3PM 2, vs. UT Arlington (11/27/24)
			Has missed last 2 games entering meeting with Vanderbilt Leads APSU w/ 18.1ppg, 3.0apg, 34.8mpg Has four 20-point games, including 29pts in win at Butler (11/8)									
5		JAVAR DANIEL - G/F 6-10, 208, SO., MEMPHIS, TENN.	24-25	9-3	3.0	4.0	0.3	13.1	44.0	0.0	50.0	PTS 15, at Lipscomb (1/13/24) REB 11, at Morehead St. (11/20/24) AST 4, at Lipscomb (1/13/24) FGM 5, at Lipscomb (1/13/24) 3PM 1, North Ala. (1/18/24)
			5pts, 4reb, career-best 3blk vs. UT Arlington (11/27) 1 point, 8rebs, vs. Georgia State (11/26) 1 block in 6-of-8 games, block in 5-of-8									
6		DANIEL LOOS - F 6-6, 233, GR., CLARKSVILLE, TENN.	24-25	8-2	1.5	1.8	0.1	8.8	50.0	N/A	100	PTS 26, Shorter (12/2/21)* REB 12, Union (12/2/22)* AST 5, Union (12/11/20)* FGM 11, at LeMonye-Owen (11/23/21)* 3PM N/A
			Started in last 2 appearances, but has missed last 2 games Season-high 4pts, 6 reb, at ETSU 2 points, 1 block vs. UT Arlington (11/27)									
7		AKILI EVANS - G/F 6-5, 175, RJR., WATERBURY, CONN.	24-25	3-3	5.3	3.0	2.3	24.3	31.8	18.2	N/A	PTS 10, at Samford (12/8/24) REB 4, Southern Ill. (12/14/24) AST 3, at Samford (12/8/24) FGM 4, at Samford (12/8/24) 3PM 2, at Samford (12/8/24)
			Started last 3 games after making season's 1st appearance at Samford 10pt, 4reb, 3ast, 3 stl against Samford (12/8) w/ 2 3P Transfer from Moberly Area CC									
10		TERRELL GAINES - G 5-8, 155, FR., WEST PLAINS, MO.	24-25	6-0	1.8	0.5	0.3	5.4	28.6	33.3	66.7	PTS 6, at Ohio (12/18/24) REB 2, at Ohio (12/18/24) AST 1, at Ohio (12/18/24) FGM 1, at Ohio (12/18/24) 3PM 1, at Ohio (12/18/24)
			Career's best day w/ 6 pts, 2 reb, 1 stl, 20mp at Ohio (12/18) Liberty High School's all-time scoring leader with 2,514 points Class 3 All-State Team selection as a senior.									
11		ME'KELL BURRIES - G 6-3, 177, GR., NEWPORT, KY.	24-25	8-0	0.8	0.5	0.0	3.5	25.0	25.0	N/A	PTS 37, at Ala. Huntsville (11/17/23)* REB 6, Tusculum (1/24/24)* AST 7, Emory&Henry (2/7/24)* FGM 14, at Ala. Huntsville (11/17/23)* 3PM 9, at Ala. Huntsville (11/17/23)*
			Season-high 3 points, 2 rebounds at Tennessee (11/17) Transfer from Lincoln Memorial where he was Third Team All-SAAC Spent five seasons at LMU, making 113 appearances with 41 starts									
12		ANTON BROOKSHIRE - G 6-2, 174, RJR., MILWAUKEE, WIS.	24-25	11-6	3.8	2.2	1.8	23.1	34.8	27.6	50.0	PTS 22, at St. Peter's (2/19/23)* REB 6, vs. Georgia St. (11/26/24) AST 5, vs. UT Arlington (11/27/24) FGM 8, at St. Peter's (2/19/23)* 3PM 4, Siena (2/26/23)*
			Season-high 13pts, career-best 5 ast vs. UT Arlington (11/27) Career-high 6reb in 8pt game vs. Georgia State (11/26) Made APSU debut and starting debut in 5-point night vs. Union (11/4)									
14		DARIUS DAWSON - G/F 6-6, 209, SR., SUMTER, S.C.	24-25	11-0	3.8	1.9	0.3	8.5	45.5	0.0	66.7	PTS 29, at Central Mo. (12/14/23)* REB 14, S.C. Aiken (1/20/21)* AST 3, Chattanooga (11/11/24) FGM 11, Rogers State (1/27/24)* 3PM 3, Young Harris (1/23/21)*
			Season-high 18 points (7-11 FG) in 15:22 at Samford (12/8) Season-high 2 blocks at Morehead State (11/20) Transfer from Missouri Southern where he started 27-of-28 games in '23-24									
20		QUAN LAX - G 6-2, 188, RJR., BOLIVAR, TENN.	24-25	11-11	5.9	3.2	1.9	30.5	35.5	26.1	93.8	PTS 26, Campbellsville (2/17/24)* REB 7, vs. UT Arlington (11/27/24) AST 9, Xavier (11/20/23)* FGM 9, Campbellsville (2/17/24)* 3PM 7, Campbellsville (2/17/24)*
			Only Gov to start all 11 games, leads APSU with 324 MP Has made 14-straight free throws Season-high 10 points, 5 assists vs. UT Arlington (11/27)									
22		BOWEN HAMMER - G/F 6-8, 205, FR., SANTA CLARA, UTAH	24-25	5-0	0.6	0.2	0.0	3.0	16.7	16.7	N/A	PTS 3, at ETSU (11/30/24) REB 1, vs. Georgia St. (11/26/24) AST N/A FGM N/A 3PM 1, at ETSU (11/30/24)
			First-career points on a 3-pointer at ETSU (11/30) First-career rebound, and block at Georgia State (11/26) Made collegiate debut in 4.5-minute outing vs. Union (11/4)									
24		HANSEL ENMANUEL - G 6-6, 167, JR., LAS MINA, DOMINICAN REP.	24-25	5-4	4.4	4.4	1.6	22.5	56.3	33.3	60.0	PTS 8, Midway (12/5/23) REB 10, Midway (12/5/23) AST 3, at Morehead St. (11/20/24) FGM 4, Midway (12/5/23) 3PM 1, at Tennessee (11/17/24)
			Has missed last 4 games due to lower-body injury First 3-pointer since freshman season at Tennessee (11/17) Season-high 2 blocks at Tennessee									



- Preseason All-ASUN selection.



- APSU Graduate Patch indicates student-athletes who have earned degrees from APSU or other four-year institutions.

* - Career-high at previous four-year institution. Career highs only show the most recent occurrence.



UNIVERSITY

Name of School..... Austin Peay State University
 Location Clarksville, TN 37040
 Founded..... 1927
 Enrollment 9,824
 President Dr. Michael Licari
 Alma Mater, Year..... Minnesota, 1993
 Vice President/AD..... Gerald Harrison
 Alma Mater, Year..... Tennessee, 2001
 Deputy AD/SWA..... Niesha Campbell
 Alma Mater, Year....Appalachian State, 2006
 School Colors..... Red and White
 Nickname..... Governors
 Affiliations NCAA Division I
 Atlantic Sun Conference
 Ticket Office Phone 931/221-PEAY (7329)

HISTORY

First Year of Men's Basketball.....1929-30
 All-Time Record..... 1291-1180
 Last NCAA Tournament appearance..... 2016
 Result.... lost to Kansas, 79-105 (1st Round)
 All-Time NCAA Tournament Record4-14
 Last Postseason NIT appearance 2007
 All-Time NIT Record 1-2
 Last CBI Appearance..... 2018
 All-Time CBI Record 1-3
 Last ASUN Tournament appearance..... 2024
 Result.....lost to Stetson, 91-94 (Champ)

TEAM INFORMATION

Last Season's Overall Record..... 19-16
 Home | Away | Neutral..... 14-3 | 4-12 | 1-1
 Conference Record (finish) 10-6 (4TH)
 Home | Away 7-1 | 3-5
 Letterwinners returning/lost 5/8
 Starters returning/lost..... 2-3
 Newcomers..... 9

GOVERNORS SPORTS NETWORK

Radio Station..... ESPN Clarksville (104.1 FM)
 Contact Person.....Ryan Plockelman
 Phone Number931/648-7720
 Play-by-PlayBrian Rives
 Analyst Jeff Matthews

GOVERNORS ON ESPN+

Contact Person..... Joe Palmer
 Title Director of Athletic Video
 Phone Number 931/221-7556
 Email..... palmerj@apsu.edu
 Play-by-Play Barry Gresham
 Analyst Ethan Schmidt

**AUSTIN PEAY ATHLETICS COMMUNICATIONS
 MEDIA INFORMATION**

CREDENTIALS & PARKING: For games at F&M Bank Arena, contact Alex Allard at least 24 hours prior to the game to request a credential.

INTERVIEWS: All interview requests must be submitted at least 24 hours in advance to the Austin Peay Athletics Communications Office.

■ **HEAD COACH:** Head coach Corey Gipson is typically available during the week for interviews. All interviews must be arranged through the Athletics Communications Office.

■ **STUDENT-ATHLETES:** All interviews with student-athletes will be scheduled to occur before or after practice to accommodate student-athletes' academic schedules. No interviews will be granted on the day of a game. Student-athletes should not be contacted directly by the media.

POSTGAME INTERVIEWS: Head coach Corey Gipson and requested student-athletes will be available postgame for in-person interviews after talking with home radio and a brief cooling-off period. Media members should request student-athletes by contact Alex Allard via cell phone, email, or in-person at the arena prior to the five-minute park in the second half.

ON THE WEB: The 2024 prospectus, weekly game notes, statistics, and schedules are found on the world wide web at www.LetsGoPeay.com, Austin Peay State University's official athletics website. It may be accessed by using the QR code on the bottom of this page.

POSTGAME: Following each game, home and away, Austin Peay's athletics communications staff will provide notes from the game and quotes from the postgame press conference through its media portal above.

STAFF DIRECTORY

Name	Title	Email	Phone
Casey Crigger	Assistant AD	criggerc@apsu.edu	931-221-6563
Alex Allard ¹	Assistant Director	allarda@apsu.edu	931-221-6562
Preston Ludwick	Assistant Director	ludwickp@apsu.edu	
Camille Blaylock	Assistant	blaylockc@apsu.edu	931-221-6561
Knox Rives	Student Assistant	krives@my.apsu.edu	931-221-6562

¹ - Primary Basketball Contact

MAILING ADDRESS:

APSU Athletics Communications Office
 Box 4515
 Clarksville, TN 37044

SHIPPING ADDRESS:

APSU Athletics Communications Office
 681 Summer Street
 Dunn Center, Room 227
 Clarksville, TN 37040

ATLANTIC SUN CONFERENCE COMMUNICATIONS

SOCIAL MEDIA: Get breaking news about the Atlantic Sun Conference by following the league on social media. Follow the ASUN on X and Instagram at @ASUNSports and or visit the league's website at www.asunsports.com

WEEKLY NOTES: The ASUN will release its Players of the Week each Nov. 13 afternoon throughout the season. Statistics are updated after each gameday on the ASUN website.

STAFF DIRECTORY

Name	Title	Email
William Hall*	Assistant Commissioner / Communications	william.hall@asunsports.org
Morgan Huttenlocker	Sport Admin. / Communications	morgan.huttenlocker@asunsports.org

*-Conference contact

SCAN FOR
 GOVERNORS
 MEDIA CENTRAL



AUSTIN PEAY BASKETBALL

2024-25 ROSTER



NUMERICAL ROSTER

No.	Name	Pos.	Ht.	Wt.	Cl.	Hometown / Previous School
0	Tate McCubbin	G/F	6-8	174	Fr.	Columbia, Mo. / Battle HS
1	Sai Witt	F	6-8	270	Gr.	Kansas City, Mo. / Lincoln (Mo.)
2	Tekao Carpenter	G	6-3	190	Jr.	Alexandria, Va. / Moberly Area CC
3	Isaac Haney	G	6-2	191	Sr.	West Plains, Mo. / Northwestern St.
4	LJ Thomas	G	6-2	199	Jr.	Plant City, Fla. / North Carolina St.
5	JaVar Daniel	G/F	6-10	208	So.	Memphis, Tenn. / We Are United Prep
6	Daniel Loos	F	6-6	233	Gr.	Clarksville, Tenn. / Christian Brothers
7	Akili Evans	G/F	6-5	175	RJr.	Waterbury, Conn. / Moberly Area CC
10	Terrell Gaines	G	5-8	155	Fr.	West Plains, Mo. / Liberty HS
11	Me'Kell Burries	G	6-3	175	Gr.	Newport, Ky. / Lincoln Memorial
12	Anton Brookshire	G	6-2	174	RJr.	Milwaukee, Wis. / Iona
14	Darius Dawson	G/F	6-6	209	Sr.	Sumter, S.C. / Missouri Southern
20	Quan Lax	G	6-2	188	RJr.	Bolivar, Tenn. / Freed-Hardeman
22	Bowen Hammer	G/F	6-8	189	Fr.	Santa Clara, Utah / Fairmont Prep Academy
24	Hansel Enmanuel	G	6-6	167	Jr.	Los Mina, Dominican Republic / Northwestern St.

ALPHABETICAL ROSTER

No.	Name	Pos.
12	Anton Brookshire	G
11	Me'Kell Burries	G
2	Tekao Carpenter	G
5	JaVar Daniel	G/F
14	Darius Dawson	G/F
24	Hansel Enmanuel	G
7	Akili Evans	G/F
10	Terrell Gaines	G
22	Bowen Hammer	G/F
3	Isaac Haney	G
20	Quan Lax	G
6	Daniel Loos	F
0	Tate McCubbin	G/F
4	LJ Thomas	G
1	Sai Witt	F

PRONUNCIATION

Student-Athletes

Tate McCubbin	Mick-Cub-In
Sai Witt	Say
Tekao Carpenter	Tuh-K-O
Isaac Haney	Hane-ey

Student-Athletes

Daniel Loos	Loose
Akili Evans	Uh-key-lee
Terrell Gaines	Tear-uhl
Me'Kell Burries	Me-Kell Burr-ēs

Hansel Enmanuel	En-Manuel
-----------------	------------------

Coaches

Corey Gipson	Note it is a 'p'
Dugan Lyne	Do-Gihn Line
Dewayne Jackson	Dwayne
Joey Heimel	High-muhl

COACHING AND SUPPORT STAFF

Name	Position	Seasons	Alma Mater, Year
Corey Gipson	Head Coach	Second Season	Austin Peay, 2004
Rodney Hamilton	Associate Head Coach	Second Season	Georgia State, 1998
Tim Ward	Assistant Coach	Second Season	William Woods, 2018
Dugan Lyne	Assistant Coach	First Season	Austin Peay, 2008
Dewayne Jackson	Assistant Coach	First Season	Columbus State, 2001
Travis Allen	Director of Operations	Second Season	Grand Canyon, 2020
Matthew Morgan	Director of Player Develop.	First Season	Missouri State, 2022
Joey Heimel	Video & Analytics Coord.	Second Season	Saint John's, 2019
Robert Harris	Director of Sports Perf.	Fourth Season	Kentucky State, 2009
Lynson Willis	Assc. Athletic Trainer	Second Season	Stony Brook, 2010
Alex Allard	Asst. Direc. of Comm.	Fourth Season	Austin Peay, 2022

PREGAME READING

PREVIEWING THE COMMODORES

LAST YEAR'S COMMODORES

Vanderbilt went 9-23 overall and 4-14 in SEC play in the final season under Jerry Stackhouse. After entering the postseason as the No. 13 seed, the Commodores fell to No. 12 Arkansas in the first round of the SEC Men's Basketball Tournament, 90-85 in overtime.

2024-25 VANDERBILT

It took the Commodores just 11 games to surpass last year's win total under first-year head coach, Mark Byington. Vanderbilt has Power 4 wins against California, Virginia Tech and TCU. Its lone loss of the season came at Drake, who is receiving votes in both the Associate Press and USA TODAY Coaches Poll.

PLAYERS TO WATCH

Jason Edwards, a junior transfer from North Texas, leads the SEC with 211 points this season and is second in the league with 19.2 points per game, ranking 48th and 33rd in the NCAA, respectively. He has scored in double figures each game this season and had a season-high 30 points in the Commodores 83-74 victory at TCU, Dec. 8. The guard also is 14th in the SEC with 25 three-pointers. Devin McGlockton is fifth in the SEC and 80th in the NCAA with 88 rebounds this season, while pacing the SEC and ranking 25th in nationally with 3.45 offensive rebounds per game. Tyler Tanner is averaging 9.8 points per game and paces the SEC with 28 steals and 2.55 per game, which come in at 16th and 13th in the nation, respectively.

WHAT TO KNOW

The Commodores are 21st in the NCAA in points per game at 85.5 and have a +17.5 scoring margin through 11 games. Vanderbilt is shooting 48.5% from the field and are making 8.4 three-pointers a night. It also leads the SEC with 10.6 steals per game and is fourth nationally, and second in the SEC with a +7.2 turnover margin.

LOOKING BACK



The last time the Governors won on the road, **LJ Thomas (#4)** 🏆 led the Govs with 29 points in a 68-66 win over Butler, Nov. 8. Thomas' 29 points still stand as the most by a Gov this season.

STATS COMPARISON

Category	APSU	VU
Record	4-7	10-1
Conference	0-0	0-0
Points/Game	63.5	85.5
Points Allowed/Game	70.9	68.0
Scoring Margin	-7.5	+17.5
FGM-FGA	240-604	334-688
Field-Goal%	39.7	48.5
Field Goal% Allow	45.9	42.9
3PT Made-Attempt	73-233	92-288
3PT%	31.3	31.9
3P Made-Att. Allow	81-230	82-225
3P% Allow	35.2	36.4
Free Throw Made-Att.	145-207	180-224
Free Throw%	70.0	73.8
Rebounds	346	399
Rebounds/Game	31.5	36.3
Rebounds/Game Allow	36.9	34.4
Rebound Margin	-5.5	+1.9
Assists	110	167
Assists/Game	10.0	15.2
Assists/Game Allow	14.3	11.8
Turnovers	129	98
Turnovers/Game	11.7	8.9
Assist-Turnover Ratio	0.9	1.7
Points Off T.O./Game	15.6	--
Points Off T.O./Game Allow	13.5	--
Steals	77	117
Steals/Game	7.0	10.6
Blocks	26	47
Blocks/Game	2.4	4.3

Boldface indicates league leader, **blue** indicates NCAA leader.

LAST MEETING, NOTABLY

DEC. 18, 2021 | APSU 51, VU 77

- Austin Peay dropped a 26-point decision to Vanderbilt in its 2021-22 nonconference finale.
- Austin Peay fell to 4-6 on the season and Vanderbilt improved to 6-4.
- Caleb Stone-Carrawell led Austin Peay with 16 points.
- Corbin Merritt tied for a game-best three three-pointers in the loss.
- Vanderbilt led wire-to-wire in the game, and led by as many as 30 points.
- The Commodores made nine second-half three-pointers.

L5 VS. THE HOME STATE

YEAR	DATE	OPPONENT	W/L	SCORE
'24-25	N30	at ETSU	L	57-79
'24-25	N17	at #9 Tenn.	L	68-103
'24-25	N11	Chatt	W	67-61
'24-25	N04	Union	W	95-75
'23-24	F24	Lipscomb	L	85-90

L5 VS. THE SEC

YEAR	DATE	OPPONENT	W/L	SCORE
'24-25	N17	at #9 Tenn.	L	68-103
'22-23	D21	at #8 Tenn.	L	44-86
'21-22	D18	at Vanderbilt	L	51-77
'19-20	D30	at Georgia	L	48-78
'19-20	D03	at Arkansas	L	61-69

ON THIS DATE

DEC. 18

- Saturday's game is the 26th time the Governors have played on Dec. 21.
- The Governors are 10-15 all-time on Dec. 21.
- Austin Peay has played Vanderbilt three times on Dec. 21.
- Austin Peay's last game on Dec. 21 was in a 86-44 loss at #8 Tennessee in 2022.
- Austin Peay's last win on Dec. 21 was in a 74-70 victory against Murray State in Clarksville.

GOVS NOTES

GIPSON'S GOVS: SEASON 2

Now in his second season at the helm of his alma mater, head coach Corey Gipson was a two-year letterwinner for Austin Peay (2002-04) and was an assistant coach for three seasons (2012-15), both under Hall of Fame head coach, Dave Loos. During his first season as the Govs' head coach, Austin Peay went 19-16 and 10-6 in Atlantic Sun Conference play. As a No. 4 seed in their first trip to the ASUN Tournament, the Governors defeated No. 5 North Florida and No. 6 North Alabama in the quarterfinals and semifinals, respectively, to advance to the ASUN Championship game. Gipson and his staff orchestrated the second-best single-season turnaround in program history with 19 wins a season ago, following a nine-win season prior to their arrival. Gipson's 19 wins were tied for the most by a first-year head coach in program history (Matt Figger, 2017-18). With his win in the season opener against Union, Gipson became the second-fastest head coach to win 20 games, doing so in 36 games, which trails only Figger's 20 wins in 35 games.

PRESEASON HONORS

For the first time in its Atlantic Sun Conference Era (2022), Austin Peay Basketball had multiple selections to the Preseason All-ASUN Conference Team in Sai Witt and Isaac Haney. The 2024 ASUN Sixth Man of the Year, Witt excelled against the league a season ago with 16.6 points and 6.6 rebounds per game in regular-season and postseason games against the ASUN, while Haney averaged 11.7 points and 4.1 rebounds a game during the 2023-24 season, while shooting 37.8% from three-point range.

RUNNIN' IT BACK

Six student-athletes, including five letter-winners, return from last year's team. That group accounted for 32.0% of Austin Peay's points in 2023-24, and is highlighted by 2024 ASUN Sixth Man of the Year and Preseason All-ASUN selection, Sai Witt, who averaged 12.8 points and 5.6 rebounds per game last season while shooting 53.6% from the field.



BIG NASTY IS BACK

After being sidelined for five games, Sai Witt returned to the Governors' lineup against Southern Illinois. The 6-8 big man recorded Austin Peay's first double-double of the season with 25 points and 10 rebounds. It is the first double-double by a Gov since the Kansas City, Missouri native had 28 points and 10 rebounds in the 2024 ASUN Championship game against Stetson. Witt's 25 points are tied for the fifth most of his APSU career.

PRESEASON POLLING

Austin Peay was picked second in the ASUN Preseason Coaches Poll and third in the league's media poll. The Governors – who earned a pair of first-place votes in the coaches poll and tallied 110 points – are preceded only by Lipscomb's eight first-place votes and 138 points. It is followed by North Alabama (108 points), Eastern Kentucky (106), and Jacksonville (98) to round out the Top 5. The Govs earned nine first-place votes and picked up 516 points in the media poll. Lipscomb again was picked to win the league with 591 points and 27 first-place votes, while Eastern Kentucky tallied six-place votes with 528 points to place second.

RELOADED, NOT RESETTING

Nine newcomers grace the Govs' roster. The group is comprised of three freshmen and six veterans who have combined for 17 seasons, 418 career games played, 303 starts, 4,764 points, 1,795 rebounds, 796 assists, and 8,558 career minutes across their careers, which span across the Division I, II, and JUCO ranks.

NEW TO THE SIDELINE

Corey Gipson made four additions to its coaching and support staff during the offseason. Dugan Lyne, a student manager, graduate assistant, and Director of Basketball Operations for the Govs, 2004-10, joined the staff as an assistant coach after spending the last six years as the head coach at UT Southern. Dewayne Jackson, previously the head coach at Gordon State, also joined as an assistant coach. Matthew Morgan was named Austin Peay's Director of Player Development over the summer after serving as a graduate assistant at Missouri State in 2022-23 and the head student manager for the Bears from 2019-22, when Gipson was the program's associate head coach.

NEW GUYS' IMPACT

Austin Peay's nine newcomers are accounting for 64% of the Govs' points this season. LJ Thomas leads the group with 163 points, while Tekao Carpenter (69 points) and Quan Lax (65) are second and third amongst newcomers and third and fifth on the team overall, respectively.

TOP INDIVIDUAL PERFORMANCES

POINTS		REBOUNDS		ASSISTS		FIELD-GOAL % (MIN. 4 FGM)		
Player (Opponent)	Pts.	Player (Opponent)	Reb.	Player (Opponent)	Ast.	Player (Opponent)	FG	FG%
LJ Thomas (@BUT)	29	JaVar Daniel (@MOR)	11	LJ Thomas (Union)	6	Tekao Carpenter (Union)	5-5	100
Sai Witt (SIU)	25	Sai Witt (SIU)	10	Isaac Haney (@ Ohio)	5	Isaac Haney (UTC)	4-5	80.0
LJ Thomas (v. GSU)	25	JaVar Daniel (v. GSU)	8	Quan Lax (@ETSU)	5	Sai Witt (Union)	4-6	66.7
LJ Thomas (@MOR)	22	Sai Witt (UTC)	8	Anton Brookshire (v. UTA)	5	Darius Dawson (@SU)	7-11	63.6
Isaac Haney (@ #9 UT)	22	LJ Thomas (@BUT)	8	Quan Lax (v. UTA)	5	Quan Lax (v. UTA)	4-7	57.1
Sai Witt (@ Ohio)	21	Hansel Enmanuel (Union)	8	LJ Thomas (v. GSU)	5	JaVar Daniel (@MOR)	4-7	57.1
Isaac Haney (@MOR)	20	Tate McCubbin (@ETSU)	7	LJ Thomas (@ #9 UT)	4	Sai Witt (@BUT)	4-7	57.1
LJ Thomas (@ #9 UT)	20	Hansel Enmanuel (UTC)	7	8 times, mr		Darius Dawson (Union)	4-7	57.1
Isaac Haney (Union)	19	LJ Thomas (Union)	7	Anton Brookshire (SIU)	3	LJ Thomas (@MOR)	10-19	52.6
Darius Dawson (@SU)	18					Tekao Carpenter (SIU)	4-8	50.0

LONG RANGE FOR A LONG TIME

Austin Peay has made a three-pointer in a program-record 712-consecutive games, a streak that began Feb. 23, 2002 against Southeast Missouri in the final regular-season game of the 2002-03 season. The Governors have been perennial three-point scorers under head coach Corey Gipson, making at least four three-pointers in 43-of-44 games dating back to Nov. 14, 2023. During that 44-game stretch, APSU has made at least five three-pointers 38 times, while connecting on 10-plus triples 13 times.

THREE FOR THE PEAY

The Governors boasted the best three-point offense in program history last season, breaking the single-season record for both made (277) and attempted (768) shots from beyond the perimeter. The previous made record stood since the 2007-08 campaign, while the attempts mark bested the 2021-22 team. Austin Peay's three-point barrage was led by Ja'Monta Black, who broke the individual records for made threes (113) and attempted threes (286).

ICE MAN HANEY

After first appearing for the Governors in the middle of the 2023-24 season, Isaac "Ice" Haney quickly became a fan favorite for his fiery demeanor on the court, but cool personality off it. Haney has played for head coach Corey Gipson throughout his career, first at Missouri State where Gipson was the Bears' associate head coach, then at Northwestern State, and now across each of Gipson's two seasons at Austin Peay. Until suffering an injury against Georgia State in the 2024 Jacksonville Classic, Haney had a team-best 23-game starting streak that dated back to last January. Through six games played this year, the West Plains, Missouri native is averaging a career-best 12.8 points per game, which is best for second on the team, while his 14 made three-pointers also are second on the Govs this season. Haney has scored in double figures four times this season and has back-to-back 20-point games at #9 Tennessee (22) and at Morehead State (20).



LJ'S CAREER YEAR

After averaging 2.5 points per game in 42 games off the bench for NC State, Thomas has become Austin Peay's primary offensive weapon this season. Thomas leads the Governors with 18.1 points per game and 40 rebounds. Despite missing his first game of the season against Southern Illinois, Thomas also is seconds on the team with 313 minutes played (32.3 minutes per game) and is second on the team with 11 steals.

SAY WHAT, SAI WITT

The reigning ASUN Sixth Man of the Year, Sai Witt averaged 12.8 points and 5.6 rebounds per game during his first season in Clarksville. This season, Witt has started all five games he has appeared in thus far. Witt was sidelined for five games following the Governors' Nov. 17 contest at Tennessee, however, the 6-8 big man returned to Austin Peay's lineup where he scored 25 points and grabbed 10 rebounds in 28:53. It was Austin Peay's first double-double of the season and tied for the second-most points by a Gov this season. Witt followed his performance with a 21-pointing game at Ohio, Dec. 18.

LOOSE BALL LOOS

Daniel Loos is no stranger to Clarksville, as he was a 2020 graduate of Clarksville Academy and also is the grandson of Austin Peay and the Ohio Valley Conference's all-time winningest head coach, Dave Loos. During his first season with the Govs, Loos started 12-of-30 games while finishing second on the team with 40 offense rebounds and a 60.0 field-goal percentage.

QUAN THE ALL-AMERICAN

A 6-2 redshirt junior guard by way of Freed-Hardeman, Quan Lax was the cornerstone of Freed Hardeman's 2024 NAIA National Championship. The point guard led the Lions to the Mid-South Conference Regular-Season and Tournament Championship with the help of his 13.4 points and 3.7 assists per game across 33 starts and appearances. Lax sported a 2.08 assist-turnover ratio in the championship run. He also posted a superb shooting split at 50.2/37.4/75.7, while also leading the MSC in steals at 49.

VAMOS A PEAY

The Govs traveled to Barcelona and Madrid, Spain for a three-game, nine-day International Tour, Aug. 4-12. The Govs won their final two games of the trip against National Teams from each of the two cities, saw multiple historic landmarks, and took in all The Land of Cervantes had to offer.

TOP TEAM PERFORMANCES

POINTS

Opponent	Pts.
vs. Union	95
at #9 Tennessee	68
at Butler	68
vs. Chattanooga	67
vs. Georgia State	62
vs. Southern Illinois	60
at Ohio	58
vs. UT Arlington	58
at Morehead State	58
at ETSU	57

BENCH POINTS

Opponent	Pts.
vs. Union	43
at Samford	23
vs. Georgia State	22
at Ohio	21
at ETSU	19
at Butler	17
vs. Southern Illinois	14
at #9 Tennessee	13
vs. UT Arlington	8
vs. Chattanooga	5

FIELD-GOAL %

Opponent	FG	FG%
vs. Union	30-62	48.4
at Butler	28-62	45.2
vs. Chattanooga	21-48	43.8
vs. Georgia State	20-50	40.0
at Morehead State	22-55	40.0
vs. Southern Illinois	19-48	39.6
at Ohio	17-45	37.8
vs. UT Arlington	23-61	37.7
at #9 Tennessee	22-62	35.5
at Samford	19-54	35.2

THREE-POINT%

Opponent	FG	FG%
vs. Union	11-23	47.8
vs. Georgia State	10-21	47.6
vs. Chattanooga	6-15	40.0
at Morehead State	5-16	31.3
at #9 Tennessee	10-33	30.3
vs. Southern Illinois	6-21	28.6
at Ohio	5-18	27.8
at ETSU	7-26	26.9
vs. UT Arlington	7-26	26.9
at Butler	4-17	23.5

GOVS NOTES

HANSEL THE INSPIRATION

Many people know Hansel by his story of being the only one-armed basketball player in the NCAA, but the junior guard has made a name for himself far beyond his often told story. After matching his career's best scoring performance with eight points in a season-opening win against Union, Emmanuel's four starts this season are just one off his career high, set as a freshman at Northwestern State. He had a season-high seven rebounds in the Govs' Nov. 11 win at Chattanooga, before dishing out a career-best three assists against Morehead State, Nov. 20. Throughout the opening seven games of the season.

THAT'S KING TERRY TAYLOR TO YOU

Austin Peay's all-time scoring leader with 2,507 career points, Terry Taylor enters his fourth season in the National Basketball Association with the Sacramento Kings after joining the team, Sept. 23. Taylor began his professional career with the Indiana Pacers where he appeared in 59 games throughout the 2021-23 seasons before being claimed off waivers by the Chicago Bulls prior to the end of the 2022-23 season. Taylor went on to appear in 36 games for the Bulls, including 31 contests last season. The Bowling Green, Kentucky native averaged 1.5 points, 1.2 rebounds, and 6.1 minutes per game in the Windy City last season.

FRESH GOVS OF STACHEVILLE

The Govs three freshmen in a pair of lengthy scorers in Tate McCubbin and Bowen Hammer, as well as a prominent prep scorer in Terrell Gaines. McCubbin was a two-time All-State selection out of Battle High School who was named the Class 6 District 7 Player of the Year as a senior after averaging 16.2 points, 7.7 rebounds, and 2.0 blocks per game. The 6-8 wing is joined by Hammer, also coming in at 6-8, who averaged 25.0 points and 10.0 rebounds per game as a senior and was named First Team All-State selection both as a junior and senior. Rounding out the freshmen, Terrell Gaines finished his prep career with 2,514 points, earning Class 3 All-State honors as a senior.



OUR HOME, OUR TOWN, OUR TIME

Austin Peay went 14-3 in its inaugural season at F&M Bank Arena. Those 14 home victories are tied with the 2002-03 (14-0) and 2019-20 (14-0) seasons for the most in program history and were tied for the best in the ASUN Conference. The Govs outscored opponents, 1,384-1,238, or an average of 8.6 points per game last season and never lost back-to-back home games throughout the season. The Govs earned their 15th F&M win in the '24-25 opener against Union.

SHARP AND BLACK GO PRO

Two of the staples of the Governors' 2023-24 success, DeMarcus Sharp and Ja'Monta Black both signed professional overseas contracts after earning concluding their collegiate career last season. Sharp signed with SPD Radnički in Serbia. His longtime teammate from Missouri State, Northwestern State, and Austin Peay, Black, signed with Caceres Patrimonio de la Humanidad.

SHOOTIN' FOR 80

The Governors are 12-3 (.800) over the last two seasons when scoring at least 80 points and have accomplished such once this year. The Governors also are 19-6 (.760) over the last two seasons when scoring at least 70 points. When the Governors do not reach 70 points they are 4-15 (.267) and 11-18 (.379) when failing to reach 80 points in the scoring column.

A LONG TIME AWAY

After a six-game road trip that began with a Nov. 17 game in Knoxville against #9 Tennessee, the Governors are back in Clarksville for this week's Dec. 14 game against Southern Illinois. The six-game, 21-day road trip is the longest time the Governors have gone without a home game since a 7-game, 22-day road trip during the 2018-19 nonconference slate.

RUNNING THE BREAK

Despite having a typically, slow-paced offense that holds opponents to over six fewer possessions than their season average, the Governors possess the ability to succeed when they ramp the offense up. This season, the Govs are 2-1 when outscoring opponents in fastbreak points and 11-3 since the start of last season. Despite this, the Govs are averaging just 6.8 transition points per game through 10 outings.

OVER 35, OVER 45

Austin Peay is undefeated this season when it shoots over 45% from the field (3-0). It also is perfect at 3-0 when shooting at above a 35% mark from beyond the perimeter.

CURRENT STREAKS

10+ POINTS

Player	G
Sai Witt	2
Tate McCubbin	1

5+ REBOUNDS

Player	G
Tate McCubbin	1

5+ ASSISTS

Player	G
Isaac Haney	1

STARTS

Player	G
Quan Lax	11
Akili Evans	3
Isaac Haney	2
Sai Witt	2
Anton Brookshire	1

AUSTIN PEAY BASKETBALL

A LOOK AT THE LAST TWO



APSU (4-6) **60**

SIU (5-6) **72**

GAME 10 • SOUTHERN ILLINOIS

DECEMBER 14, 2024 • CLARKSVILLE, TENNESSEE

F&M BANK ARENA

Despite a 25-point, 10-rebound Sai Witt double-double in his first game since mid-November, Austin Peay State University's basketball team fell to Southern Illinois 65-60, Saturday, on Gary Mathews Court at F&M Bank Arena.

Austin Peay (4-6) trailed by 12 midway through the second half, and cut its deficit to as few as three points with 70 seconds remaining, but a potential game-tying three-pointer by Isaac Haney hit off the back rim.

Nineteen of Witt's season-high 25 points came in the second half, with the 6-8 forward going 6-fo-10 from the field and 7-for-9 from the free-throw line in the final 20 minutes. The Governors also held Southern Illinois (5-6) to 35.7% from the field in the second half after the Salukis made half of their 28 first-half attempts.

Full Recap at LetsGoPeay.com

SCORING SUMMARY	1H	2H	OT	F
AUSTIN PEAY	25	35	-	60
SOUTHERN ILLINOIS	36	29	-	65

TEAM STATISTICS	APSU	SIU
Points	60	65
Field Goals Made - Attempted	19 - 48	24 - 56
Field-Goal Percentage	39.6	42.9
Three-Pointers Made - Attempted	6 - 21	6 - 16
Three-Point Field-Goal Percentage	28.6	37.5
Free Throws Made - Attempted	16 - 24	11 - 17
Free Throw Percentage	66.7	64.7
Points Off Turnovers	13	18
Points In The Paint	26	34
Second-Chance Points	15	20
Fast Break Points	9	6
Bench Points	14	15
Largest Lead - Time	4 - 15:12 (1st)	14 - 1:27 (1st)
Best Scoring Run - Time	5 - 15:12 (1st)	10 - 11:51 (1st)
Lead Changes		3
Times Tied		1
Time With Lead	3:23	34:49

INDIVIDUAL LEADERS

AUSTIN PEAY		SOUTHERN ILLINOIS	
POINTS	PTS	POINTS	PTS
Witt	25	Dibba	18
Carpenter	12	Hensley	13
REBOUNDS	REB - OFF	REBOUNDS	REB - OFF
Witt	10 - 7	Davis Jr.	8 - 3
Dawson	7 - 3	Dibba	5 - 1
ASSISTS	AST - TO	ASSISTS	AST - TO
Brookshire	3 - 2	Davis Jr.	3 - 1
Evans	2 - 3	Sharp	3 - 2
Lax	1 - 3	Steffe	3 - 1
STEALS	STL	STEALS	STL
Lax	3	3 players	1
BLOCKS	BLK	BLOCKS	BLK
Witt/Dawson	1	3 Players	1
MADE FG	FGM - ATT	MADE FG	FGM - ATT
Witt	8 - 17	Dibba	7 - 13
Carpenter	4 - 8	Hensley / Sykes	4
MADE 3PT	3PM - ATT	MADE 3PT	3PM - ATT
McCubbin	2 - 3	Davis Jr.	2 - 3
Carpenter	2 - 5	4 Players	1



APSU (4-7) **58**

OU (5-6) **78**

GAME 11 • at OHIO

DECEMBER 18, 2024 • ATHENS, OHIO

CONVOCATION CENTER

Austin Peay State University's basketball team outscored Ohio by seven in the second half but was unable to erase an early deficit and fell to the Bobcats 78-58, Wednesday, at the Convocation Center.

Sai Witt led Austin Peay in scoring (4-7) with 21 points – his second-straight 20-point performance – while Tate McCubbin followed him in scoring with a career-best 11 points and a team-best five rebounds.

Full Recap at LetsGoPeay.com

SCORING SUMMARY	1H	2H	OT	F
AUSTIN PEAY	22	36	-	29
OHIO	49	29	-	78

TEAM STATISTICS	APSU	OHIO
Points	58	78
Field Goals Made - Attempted	17 - 45	26 - 50
Field-Goal Percentage	37.8	52.0
Three-Pointers Made - Attempted	5 - 18	12 - 24
Three-Point Field-Goal Percentage	27.8	50.0
Free Throws Made - Attempted	19 - 34	14 - 19
Free Throw Percentage	55.9	73.7
Points Off Turnovers	14	27
Points In The Paint	22	26
Second-Chance Points	8	5
Fast Break Points	3	15
Bench Points	21	20
Largest Lead - Time	0	28 - 17:16 (1st)
Best Scoring Run - Time	9 - 0:54 (2nd)	11 - 0:52 (1st)
Lead Changes		0
Times Tied		0
Time With Lead	0:00	39:23

INDIVIDUAL LEADERS

AUSTIN PEAY		OHIO	
POINTS	PTS	POINTS	PTS
Witt	21	Clayton	22
McCubbin	11	Paveletzke	18
REBOUNDS	REB - OFF	REBOUNDS	REB - OFF
McCubbin	5 - 1	Clayton	6 - 0
Witt	4 - 1	Paveletzke	4 - 1
Haney	4 - 1	Sheldon	4 - 0
ASSISTS	AST - TO	ASSISTS	AST - TO
Haney	5 - 2	Paveletzke	11 - 1
Evans	2 - 0	Brown	3 - 1
STEALS	STL	STEALS	STL
McCubbin	3	Paveletzke	3
Haney	2	Brown	2
Witt/Gaines	1	Nicol	2
BLOCKS	BLK	BLOCKS	BLK
McCubbin	2	Hadaway	1
Evans	1	James	1
Dawson	1	Ay, Evans	1
MADE FG	FGM - ATT	MADE FG	FGM - ATT
Witt	6 - 11	Clayton	8 - 12
McCubbin	3 - 6	Paveletzke	5 - 6
MADE 3PT	3PM - ATT	MADE 3PT	3PM - ATT
Brookshire	2 - 2	Clayton	5 - 8
McCubbin	2 - 4	Paveletzke	3 - 3

AUSTIN PEAY BASKETBALL

AROUND THE ASUN

ASUN PRESEASON HONORS

Preseason Player of the Year

Robert McCray V, Jacksonville

Preseason Defensive Player of the Year

Keeshawn Kellman, FGCU

Preseason All-ASUN Team

Devontae Blanton, ECU^

Keeshawn Kellman, FGCU^

Jacob Ognacevic, Lipscomb^

Will Pruitt, Lipscomb^

Isaac Haney, Austin Peay

Sai Witt, Austin Peay

Ben Johnson, Bellarmine

Robert McCray V, Jacksonville

Jacari Lane, North Alabama

Daniel Ortiz, North Alabama

^unanimous selection

PRESEASON ASUN COACHES POLL

Pl.	Team (1st-place votes)	Points
1.	Lipscomb (8)	138
2.	Austin Peay (2)	110
3.	North Alabama (1)	108
4.	Eastern Kentucky	106
5.	Jacksonville	98
6.	FGCU	94
7.	North Florida (1)	74
8.	Stetson	69
9.	Queens	44
10.	Bellarmine	38
11.	Central Arkansas	37
12.	West Georgia	20

PRESEASON ASUN MEDIA POLL

Pl.	Team (1st-place votes)	Points
1.	Lipscomb (27)	602
2.	Eastern Kentucky (6)	538
3.	Austin Peay (9)	524
4.	FGCU (3)	435
5.	North Alabama (3)	427
6.	Stetson (3)	386
7.	North Florida (1)	375
8.	Jacksonville (3)	339
9.	Queens	250
10.	Central Arkansas	173
11.	Bellarmine	156
12.	West Georgia	85

ASUN STANDINGS

School	CONFERENCE				OVERALL					STREAK
	W-L	PCT	H	A	W-L	PCT	H	A	N	
Lipscomb	0-0	.000	0-0	0-0	7-4	.636	4-1	3-3	0-0	W5
North Alabama	0-0	.000	0-0	0-0	7-4	.636	4-1	2-3	1-0	W2
North Florida	0-0	.000	0-0	0-0	7-5	.583	4-1	3-4	0-0	L1
Queens	0-0	.000	0-0	0-0	7-5	.583	4-1	2-4	1-0	W4
ECU	0-0	.000	0-0	0-0	6-5	.545	0-0	2-3	4-2	W1
Jacksonville	0-0	.000	0-0	0-0	6-5	.545	4-0	1-4	1-1	W1
Austin Peay	0-0	.000	0-0	0-0	4-7	.364	2-1	1-5	1-1	L5
Bellarmine	0-0	.000	0-0	0-0	3-8	.273	3-3	0-5	0-0	L1
Central Arkansas	0-0	.000	0-0	0-0	3-8	.273	3-1	0-6	0-1	W1
FGCU	0-0	.000	0-0	0-0	3-8	.273	2-3	1-5	0-0	L3
Stetson	0-0	.000	0-0	0-0	1-10	.091	1-3	0-4	0-3	L10
West Georgia	0-0	.000	0-0	0-0	1-11	.083	1-1	0-8	0-2	L1

Updated: Dec. 19

ASUN PLAYERS OF THE WEEK

Week	Player	Newcomer
Nov. 11	Jacob Ognacevic, Lipscomb	LJ Thomas, Austin Peay
Nov. 18	Jacari Lane, North Alabama	Corneilus Williams, North Alabama
Nov. 25	Elias Cato, Central Arkansas	Layne Taylor, Central Arkansas
Dec. 2	Shelton Williams-Dryden, West Georgia	Shelton Williams-Dryden, West Georgia
Dec. 9	Jasai Miles, North Florida	Josh Harris, North Florida
Dec. 16	Jacari Lane, North Alabama Jaylen Smith, North Florida	Leo Colimerio, Queens
Dec. 23		
Dec. 30		
Jan. 6		
Jan. 13		
Jan. 20		
Jan. 27		
Feb. 3		
Feb. 10		
Feb. 17		
Feb. 24		

ATLANTIC SUN CONFERENCE SPORTS INFORMATION

School	SID	Website	Basketball X
ASUN Conference	William Hall	asunports.com	@ASUNSports
Austin Peay	Alex Allard	LetsGoPeay.com	@GovsMBB
Bellarmine	John Spugnardi	athletics.bellarmine.edu	@BUKknightsMBB
Central Arkansas	Steve East	ucasports.com	@ucambb
Eastern Kentucky	Kevin Britton	ekusports.com	@EKUMBB
Florida Gulf Coast	Jason Hanes	fgcuathletics.com	@FGCU_MBB
Jacksonville	Scott Manze	judolphins.com	@JAX_MBB
Lipscomb	Hannah Jo Riley	lipscombsports.edu	@LipscombMBB
North Alabama	Mike Ezekiel	roadlions.com	@UNAHOOPS
North Florida	Brock Borgeson	unfospreys.com	@OspreysMBB
Queens	Austin Slough	queensathletics.com	@QueensMBB
Stetson	Nob Savard	gohatters.com	@StetsonMBB
West Georgia	Jared Boggus	uwgathletics.com	@UWG_MBB

AUSTIN PEAY BASKETBALL

BY THE NUMBERS: GOVS IN STATISTICAL RANKINGS

TEAM STATS (AS OF DEC. 19)

9CATEGORY	NCAA	ASUN	VALUE
Assist/Turnover Ratio (355 ranked)	323	9	0.85
Assists Per Game (355 ranked)	348	10	10.0
Bench Points per game (355 ranked)	301	9	17.00
Blocks Per Game (355 ranked)	300	7	2.4
Effective FG pct (355 ranked)	336	9	0.458
Fastbreak Points (355 ranked)	324	10	6.45
Field Goal Percentage (355 ranked)	341	9	39.7
Field Goal Percentage Defense (355 ranked)	306	6	45.9
Fouls Per Game (355 ranked)	301	10	18.8
Free Throw Attempts Per Game (355 ranked)	208	1	18.8
Free Throw Percentage (355 ranked)	209	5	70.0
Free Throws Made Per Game (355 ranked)	217	1	13.2
Rebound Margin (355 ranked)	333	10	-5.5
Rebounds (Defensive) Per Game (355 ranked)	335	10	21.91
Rebounds (Offensive) Per Game (355 ranked)	255	7	9.55
Rebounds Per Game (355 ranked)	336	9	31.45
Scoring Defense (355 ranked)	173	3	70.9
Scoring Margin (355 ranked)	325	9	-7.5
Scoring Offense (355 ranked)	338	10	63.5
Steals Per Game (355 ranked)	187	6	7.0
Three Point Attempts Per Game (355 ranked)	258	10	21.2
Three Point Percentage (355 ranked)	277	9	31.3
Three Point Percentage Defense (355 ranked)	284	7	35.2
Three Pointers Per Game (355 ranked)	284	10	6.6
Turnover Margin (355 ranked)	147	5	1.4
Turnovers Forced Per Game (355 ranked)	148	6	13.09
Turnovers Per Game (355 ranked)	140	5	11.7
Winning Percentage (351 ranked)	278	6	36.4

Bold indicates ASUN leader

Blue indicates NCAA leader

INDIVIDUAL STATS (AS OF DEC. 19)

CATEGORY	PLAYER	NCAA	ASUN	VALUE
Blocks (336 ranked)	Javar Daniel	336	8	9
Blocks Per Game (348 ranked)	Javar Daniel	243	4	1.00
Double Doubles (253 ranked)	Sai Witt	253	5	1
Field Goal Attempts (338 ranked)	LJ Thomas	75	2	152
Field Goal Percentage (341 ranked)	LJ Thomas	306	9	41.4
Field Goals (327 ranked)	LJ Thomas	170	6	63
Free Throw Attempts (336 ranked)	Sai Witt	228	2	50
Free Throw Percentage (350 ranked)	LJ Thomas	236	5	80.0
Minutes Per Game (350 ranked)	LJ Thomas	53	2	34:44
Points (343 ranked)	LJ Thomas	282	9	163
Points Per Game (346 ranked)	LJ Thomas	62	1	18.1

Bold indicates ASUN leader

Blue indicates NCAA leader

RECORD VS. CONFERENCES

American East	3-0
American	10-30
Atlantic 10	6-11
Atlantic Sun	154-120
Atlantic Coast Conference	2-14
Big 12	3-12
Big East	3-8
Big Sky	4-1
Big South	2-4
Big Ten	3-16
Big West	1-0
Colonial	3-2
Conference USA	101-132
Gulf Coast Athletic	1-0
Gulf South Conference	60-24
Horizon	23-17
Ivy League	0-0
Metro Atlantic Athletic	1-4
Mid-American	12-24
Mid-Eastern	3-2
Missouri Valley	98-161
Mountain West	3-5
Northeast	1-1
Ohio Valley	364-255
Pac-12	1-2
Patriot	0-2
River States	13-0
Southeastern	5-66
Southern	60-66
Southland	5-6
Southwestern Athletic	8-1
Southern States Athletic	5-0
Summit League	3-3
Sun Belt	45-24
West Coast	2-3
Western Athletic	0-5

2024-25 Opponents' conferences in bold

AUSTIN PEAY BASKETBALL

AROUND THE COUNTRY

COLLEGEINSIDER.COM MID-MAJOR TOP 25

	Team (1st-Place Votes)	Record	Points	Prev.	Conference
1	UC Irvine (16)	9-0	753	1	Big West
2	Gonzaga (12)	7-2	750	2	West Coast
3	Saint Mary's (3)	9-1	718	3	West Coast
4	Drake	8-0	654	5	Missouri Valley
5	Bradley	8-1	630	4	Missouri Valley
6	Liberty	9-1	612	7	CUSA
7	San Francisco	7-2	557	8	West Coast
8	Furman	9-1	485	12	Southern
9	Grand Canyon	6-2	484	9	Western Athletic
10	Arkansas State	7-3	451	15	Sun Belt
11	Samford	9-2	396	13	Southern
12	Louisiana Tech	8-2	375	6	CUSA
13	High Point	9-2	349	10	Big South
14	Columbia	9-1	302	11	Ivy League
15	Charleston	6-2	253	16	Coastal Athletic
16	Belmont	8-2	252	21	Missouri Valley
17	Princeton	7-4	245	14	Ivy League
18	UNCW	7-2	218	22	Coastal Athletic
19	Kent State	7-2	212	NR (26)	Mid-American
20	UC San Diego	8-2	204	NR (27)	Big West
21	Toledo	6-2	160	24	Mid-American
22	Murray State	6-2	122	NR (29)	Missouri Valley
23	Norfolk State	6-3	104	25	MEAC
24	Yale	5-5	82	17	Ivy League
25	UCSB	6-3	71.9	Big West	

Others Receiving Votes: McNeese 66, Santa Clara 65, South Dakota State 61, Akron 59, Western Kentucky 45, Lipscomb 43, Texas State 42, Hofstra 36, Radford 27, ETSU 23, North Florida 17, Southern Utah 17, Wright State 17, Kennesaw State 16, Elon 15, Troy 14, Northern Iowa 11, Longwood 10, Winthrop 10, Central Connecticut 8, Central Michigan 7, James Madison 7, UTEP 7, Middle Tennessee 4, UMass Lowell 4, Milwaukee 2, Appalachian State 1, CSUN 1, Miami OH 1.

Updated: December 9, 2024

ASUN opponents in **black**, nonconference opponents in *italics*

ASSOCIATED PRESS COACHES POLL

	Team (1st-Place Votes)	Record	Points	Prev.	Conference
1	Tennessee (50)	10-0	1537	1	Southeastern
2	Auburn (12)	9-1	1483	2	Southeastern
3	Iowa State	9-1	1416	3	Big 12
4	Kentucky	10-1	1325	5	Southeastern
5	Duke	8-2	1324	4	Atlantic Coast
6	Alabama	8-2	1210	7	Southeastern
7	Florida	10-0	1169	9	Southeastern
8	Kansas	8-2	1056	10	Big 12
9	Marquette	9-2	926	6	Big East
10	Oregon	10-1	903	12	Big Ten
11	UConn	8-3	808	18	Big East
12	Texas A&M	9-2	758	17	Southeastern
13	Gonzaga	7-3	737	8	West Coast
14	Oklahoma	10-0	732	13	Southeastern
15	Houston	6-3	582	15	Big 12
16	Purdue	8-3	498	11	Big Ten
17	Ole Miss	9-1	459	19	Southeastern
18	UCLA	9-1	436	24	Big Ten
19	Cincinnati	8-1	325	22	Big 12
20	Michigan State	8-2	322	21	Big Ten
21	Memphis	8-2	287	21	American Athletic
22	Dayton	9-2	281	22	Atlantic 10
23	San Diego State	7-2	250	23	Mountain West
24	Michigan	8-2	209	14	Big Ten
25	Clemson	9-2	175	16	Atlantic Coast

Others Receiving Votes: Mississippi St. 158, Arkansas 151, Missouri 120, Baylor 115, Illinois 70, Drake 52, St. John's 50, Utah St. 48, Pittsburgh 28, Maryland 24, West Virginia 19, Wisconsin 18, Georgia 18, Oklahoma St. 16, Arizona St 14, Creighton 12, North Carolina 9, Penn St. 8, Indiana 7, Texas 3, St. Bonaventure 2

Updated: December 16, 2024

ASUN opponents in **bold**, nonconference opponents in *italics*

ASUN NET RANKINGS

School	NET		Avg. Opp		W/L	Conf.	NonCon	NET						
	NET	Prev	NET Rank	NET				NET SOS	NET SOS	NonCon	Q1	Q2	Q3	Q4
Lipscomb	94	96	208	188	6-4	0-0	6-4	3-3	131	126	0-2	0-1	1-1	5-0
North Florida	140	139	91	161	5-5	0-0	5-5	3-4	123	120	0-2	1-0	3-2	1-1
North Ala.	152	157	290	209	5-4	0-0	5-4	2-3	205	212	0-1	0-0	1-3	4-0
FGCU	161	146	19	116	3-8	0-0	3-8	1-5	74	76	0-2	1-2	0-4	2-0
Jacksonville	164	168	44	135	4-5	0-0	4-5	1-4	45	47	0-2	0-2	2-0	2-1
Eastern Ky.	170	171	134	172	4-5	0-0	4-5	2-3	66	70	0-2	1-2	1-0	2-1
Queens	264	271	294	210	5-5	0-0	5-5	2-4	203	209	0-2	0-1	1-1	4-1
Austin Peay	274	261	107	166	3-7	0-0	3-7	1-5	102	99	1-1	0-2	0-2	2-2
West Ga.	341	342	192	185	1-11	0-0	1-11	0-8	229	231	0-1	0-2	0-4	1-4
Central Ark.	348	346	290	209	2-8	0-0	2-8	0-7	121	117	0-3	0-0	0-1	2-4
Bellarmino	349	348	325	226	1-8	0-0	1-8	0-5	259	259	0-2	0-0	0-1	1-5
Stetson	358	359	277	206	0-10	0-0	0-10	0-4	214	219	0-2	0-0	0-2	0-6

Games through: December 18, 2024

(NET only accounts for games against DI opponents)

AUSTIN PEAY BASKETBALL

GAME-BY-GAME SCHEDULE/RESULTS

DATE	OPPONENT	LOCATION	TIME/TV	SERIES	RESULT	PTS	REB	AST
11/4	Union 7-2, 0-0 GSC	Clarksville, Tenn. F&M Bank Arena	ESPN+	APSU 45-12	APSU 95-75	Haney 19	Enmanuel 8	Thomas 6
11/8	at Butler 7-5, 0-0 BIG EAST	Indianapolis, Ind. Hinkle Fieldhouse	FS2	APSU 2-1	APSU 68-66	Thomas 29	Thomas 8	Thomas 3
11/11	Chattanooga 8-4, 0-0 SOCON	Clarksville, Tenn. F&M Bank Arena	ESPN+	UTC 10-9	APSU 67-61	Thomas 18	Witt 8	Dawson 3
11/17	at (#11/9) Tennessee 11-0, 0-0 SEC	Knoxville, Tenn. Thompson-Boling Arena	SECN+	UT 10-1	UT 103-68	Haney 22	Haney/Witt 3	Thomas 4
11/20	at Morehead State 4-6, 0-0 OVC	Morehead, Ky. Ellis T. Johnson Arena	ESPN+	MOR 61-56	MOR 63-58	Thomas 22	Daniel 11	Enmanuel 3
11/26	vs. Georgia State 4-7, 0-0 SBC	Jacksonville, Fla.	BallerTV	APSU 4-1	APSU 62-50	Thomas 25	Daniel 8	Thomas 5
11/27	vs. UT Arlington 6-6, 0-0 WAC	Jacksonville Fla.	BallerTV	UTA 1-0	UTA 68-58	Thomas 14	Lax 7	Brookshire/Lax 5
11/30	at East Tennessee 7-5, 0-0 SOCON	Johnson City, Tenn. Madison Brooks Gymnasium	ESPN+	ETSU 42-30	ETSU 79-57	Thomas 15	McCubbin 7	Lax 5
12/8	at Samford 9-3, 0-0 SOCON	Birmingham, Ala. Pete Hanna Center	ESPN+	APSU 16-9	SU 72-47	Dawson 18	Lax 6	Evans 3
12/14	Southern Illinois 5-6, 0-1 MVC	Clarksville, Tenn. F&M Bank Arena	ESPN+	SIU 11-7	SIU 65-60	Witt 25	Witt 10	Brookshire 3
12/18	at Ohio 5-6, 0-0 MAC	Athens, Ohio Carin Center	ESPN+	OHIO 4-2	OHIO 78-58	Witt 21	McCubbin 5	Haney 5
12/21	at Vanderbilt 10-1, 0-0 SEC	Nashville, Tenn. Memorial Gymnasium	SECN+	VANDY 17-2				
12/29	Brescia 2-6, 0-1 RSC	Clarksville, Tenn. F&M Bank Arena	ESPN+	APSU 1-0				
1/2	at North Florida 7-5, 0-0 ASUN	Jacksonville, Fla. UNF Arena	ESPN+	APSU 5-3				
1/4	at Jacksonville 6-5, 0-0 ASUN	Jacksonville, Fla. Swisher Gymnasium	ESPN+	JAX 3-1				
1/9	West Georgia 1-11, 0-0 ASUN	Clarksville, Tenn. F&M Bank Arena	ESPN+	First Meeting				
1/11	Queens 7-5, 0-0 ASUN	Clarksville, Tenn. F&M Bank Arena	ESPN+	QUOC 2-1				
1/16	Eastern Kentucky 6-5, 0-0 ASUN	Clarksville, Tenn. F&M Bank Arena	ESPN+	APSU 65-57				
1/18	at Lipscomb 7-4, 0-0 ASUN	Nashville, Tenn. Allen Arena	ESPN+	APSU 40-37				
1/23	at Central Arkansas 3-8, 0-0 ASUN	Conway, Ark. Farris Center	ESPN+	APSU 3-1				
1/25	at North Alabama 7-4, 0-0 ASUN	Florence, Ala. Flowers Hall	ESPN+	APSU 24-8				
1/30	Bellarmine 3-8, 0-0 ASUN	Clarksville, Tenn. F&M Bank Arena	ESPN+	APSU 13-7				
2/1	at Eastern Kentucky 6-5, 0-0 ASUN	Richmond, Ky. Baptist Health Arena	ESPN+	APSU 65-57				
2/5	North Alabama 7-4, 0-0 ASUN	Clarksville, Tenn. F&M Bank Arena	ESPN+	APSU 24-8				
2/8	Central Arkansas 3-8, 0-0 ASUN	Clarksville, Tenn. F&M Bank Arena	ESPN+	APSU 3-1				
2/13	Florida Gulf Coast 3-8, 0-0 ASUN	Clarksville, Tenn. F&M Bank Arena	ESPN+	2-2				
2/15	Stetson 1-10, 0-0 ASUN	Clarksville, Tenn. F&M Bank Arena	ESPN+	STET 4-1				
2/18	at Bellarmine 3-8, 0-0 ASUN	Louisville, Ky. Freedom Hall	ESPN+	APSU 13-7				
2/20	at Queens 7-5, 0-0 ASUN	Charlotte, N.C. Curry Arena	ESPN+	QUOC 2-1				
2/24	Lipscomb 7-4, 0-0 ASUN	Clarksville, Tenn. F&M Bank Arena	ESPN+	APSU 40-37				
2/26	at West Georgia 1-11, 0-0 ASUN	Carrollton, Ga. The Coliseum	ESPN+	First Meeting				

AUSTIN PEAY BASKETBALL

FIRST MEETING & LAST 10 MEETINGS AGAINST

- - Ohio Valley Conference game
- - OVC Tournament game
- ◆ - ASUN Conference game
- ▲ - NIT game
- † - vacated NCAA Tournament
- - ASUN Championship

UNION (TENN.)

Overall: 44-12 | L5: 5-0 | L10: 9-1
 H: 23-2 A: 16-8 N: 3-1 U: 3-1
 First Meeting:
 1/20/38 L 29-53 A
 Last 10:
 2/10/62 L 85-109 A
 1/19/63 W 85-83 A
 2/2/63 W 93-77 A
 12/4/63 W 79-65 H
 12/1/64 L 71-83 A
 1/14/65 W 85-77 H
 12/6/65 W 82-79 H
 12/8/66 W 74-68 A
 12/6/73 W 127-97 H
 12/10/74 W 62-55 H
 11/4/24 W 96-75 H

BUTLER

Overall: 2-1
 H: 0-1 A: 2-0 N: 0-0
 1/3/89 L 81-85 H
 1/9/89 W 63-60 A
 11/8/24 W 68-66 A

CHATTANOOGA

Overall: 9-10 | L5: 3-2 | L10: 5-5
 H: 7-2 A: 2-7 N: 0-1
 First Meeting:
 1959-60 W 83-68 H
 Last 10 Meetings:
 1/10/71 W 91-81 H
 11/26/82 L 69-72 N
 12/1/84 L 54-64 A
 11/19/98 W 73-69 H
 12/15/98 L 56-62 A
 12/30/00 L 62-77 A
 1/3/05 L 68-76 H
 1/21/06 L 67-77 A
 11/15/10 W 70-67 A
 1/3/11 W 89-57 H
 11/11/24 W 67-61 H

TENNESSEE

Overall: 1-10 | L5: 1-4 | L10: 1-9
 H: 0-0 A: 1-8 N: 0-1 U: 0-1
 12/30/40 L 23-31 A
 1/2/42 L 18-50 U
 11/24/89 L 69-71 N
 12/15/90 L 87-91 A
 12/9/95 L 70-80 A
 11/23/97 L 65-74 A
 11/27/00 L 65-98 A
 11/13/09 L 54-83 A
 12/10/11 W 74-70 A
 12/21/22 L 44-86 A
 11/17/24 L 68-103 A

MOREHEAD STATE

Overall: 56-61 | L5: 0-5 | L10: 4-6
 H: 38-19 A: 17-39 N: 1-4
 Conf: 53-55 Non-Conf: 0-1
 First Meeting:
 1/11/64 • L 76-85 A
 Last 10 Meetings:
 1/19/17 • L 82-89 H
 1/27/18 • W 92-76 H
 1/5/19 • W 81-67 H
 2/16/19 • W 73-70 A
 3/7/19 ■ W 95-81 N
 2/27/20 • W 67-58 H
 2/6/21 • L 74-75 A

1/8/22 • L 55-66 H
 2/5/22 • L 52-77 A
 11/29/23 L 50-61 H
 11/20/24 L 58-63 A

GEOORGIA STATE

Overall: 4-1
 H: 2-0 A: 1-1 N: 1-0
 12/9/78 L 64-69 A
 12/13/80 W 65-41 H
 1/5/84 W 79-62 A
 1/5/84 W 68-49 H
 11/26/24 W 67-50 N

UT ARLINGTON

Overall: 0-1
 H: 0-0 A: 0-0 N: 0-1
 11/27/24 L 58-68 N

EAST TENNESSEE

Overall: 30-42 | L5: 2-3 | L10: 3-7
 H: 21-14 A: 9-26 N: 0-2
 Conf: 15-16 Non-Conf: 15-26
 First Meeting:
 1/8/49 W 54-51 A
 Last 10 Meetings:
 2/6/78 • L 64-69 H
 1/8/79 L 55-65 H
 2/5/79 • L 73-85 A
 12/1/90 L 86-103 A
 12/21/91 W 89-85 H
 2/19/05 L 81-85 A
 12/17/05 W 84-71 H
 12/4/13 L 74-80 H
 12/21/13 L 79-84 A
 11/26/20 W 67-66 N
 11/30/24 L 57-79 A

SAMFORD

Overall: 16-9 | L5: 3-2 | L10: 6-4
 H: 10-1 A: 5-8 N: 1-0
 Conf: 7-3 Non-Conf: 9-6
 First Meeting:
 1/31/73 W 98-75 H
 Last 10 Meetings:
 2/11/06 • W 74-68 H
 1/27/07 • W 66-48 H
 2/10/07 • W 52-50 A
 3/2/07 ■ W 65-55 N
 1/26/08 • L 49-63 A
 2/9/08 • W 67-49 H
 11/9/12 W 75-64 H
 12/7/13 L 63-85 A
 11/19/14 L 67-68 A
 11/28/15 W 74-73 H
 12/8/24 L 47-72 A

SOUTHERN ILLINOIS

Overall: 7-12 | L5: 2-3 | L10: 3-7
 H: 5-3 A: 2-8 N: 0-1
 First Meeting:
 1957-58 L 71-89 A
 Last 10 Meetings:
 12/4/90 L 71-85 A
 12/7/91 L 73-81 H
 12/11/93 L 86-94 A
 12/17/94 L 72-77 H
 12/20/95 W 78-65 A
 11/21/10 L 65-72 A
 11/19/13 W 72-70 H
 12/6/14 L 49-71 A
 11/12/21 L 55-73 A
 12/12/23 W 70-68 A
 12/14/24 L 60-65 H

OHIO

Overall: 2-4
 H: 1-1 A: 1-2 U: 0-1
 1956-57 L 65-85 U
 11/22/08 L 68-79 H
 12/9/09 W 68-66 A
 11/24/18 L 82-85 (OT) A
 12/22/23 W 71-67 H
 12/18/24 L 58-78 A

VANDERBILT

Overall: 2-17 | L5: 0-5 | L10: 0-10
 H: 1-3 A: 1-13 N: 0-1
 First Meeting:
 1/4/38 L 42-43 A
 Last 10 Meetings:
 12/21/93 L 65-99 A
 12/21/94 L 78-81 A
 11/16/98 L 79-89 A
 12/1/04 L 58-74 A
 11/10/07 L 67-81 A
 12/17/13 L 56-58 A
 11/13/15 L 41-80 A
 11/10/17 L 54-73 A
 11/20/19 L 72-90 A
 12/18/21 L 51-77 A
 12/21/24 A

BRESCIA

Overall: 1-0
 H: 1-0 A: 0-0 N: 0-0
 12/28/10 W 101-46 H
 12/29/24 A

NORTH FLORIDA

Overall: 5-3 | L5: 3-2
 H: 5-0 A: 0-3 N: 0-0
 Conf: 2-1 Non-Conf: 2-2
 12/31/14 W 65-60 H
 12/16/15 L 70-80 A
 12/7/19 W 90-83 H
 12/11/21 L 84-91 A
 12/31/22◆ L 85-90(OT) A
 2/18/23◆ W 73-71 H
 2/3/24◆ W 95-91(20T) H
 3/5/24† W 101-98(OT) H
 1/2/25 ◆ A

JACKSONVILLE

Overall: 1-3
 H: 0-1 A: 0-3 N: 1-0
 Conf: 0-2 Non-Conf: 1-1
 3/10/73 † W 77-75 A
 1/5/74 L 70-93 A
 2/16/23 ◆ L 56-60 H
 1/31/24 ◆ L 43-63 A
 1/4/25 ◆ A

WEST GEORGIA

Overall: 0-0
 H: 0-0 A: 0-0 N: 0-0
 Conf: 0-0 Non-Conf: 0-0
 1/9/25 ◆ H
 2/26/25 ◆ A
 Overall: 1-2
 H: 1-1 A: 0-1 N: 0-0
 Conf: 1-2 Non-Conf: 0-0
 12/29/22◆ L 77-81 A
 2/4/23 ◆ L 69-70 H
 2/10/24 ◆ W 79-76 H
 1/11/25 ◆ H
 2/20/25 ◆ A

QUEENS (N.C)

Overall: 1-2
 H: 1-1 A: 0-1 N: 0-0
 Conf: 1-2 Non-Conf: 0-0
 12/29/22◆ L 77-81 A
 2/4/23 ◆ L 69-70 H
 2/10/24 ◆ W 79-76 H
 1/11/25 ◆ H
 2/20/25 ◆ A

EASTERN KENTUCKY

Overall: 65-57 | L5: 2-3 | L10: 5-5
 H: 39-19 A: 23-33 N: 3-5
 Conf: 60-53 Non-Conf: 0-0
 OVC: 59-51 ASUN: 1-2
 First Meeting:
 1/9/64 • L 60-69 A
 Last 10 Meetings:
 1/25/18 • W 90-84 H
 1/3/19 • W 93-75 H
 2/28/19 • L 80-82 A
 2/15/20 • W 93-85 H
 1/2/21 • L 75-80 A
 2/4/21 • W 94-79 H
 3/4/21 ■ L 67-70 N
 1/21/23 ◆ L 59-74 H
 1/6/24 ◆ L 59-69 A
 2/28/24 ◆ W 83-79 H
 1/16/25 ◆ H
 2/1/25 ◆ A

LIPSCOMB

Overall: 40-37 | L5: 3-2 | L10: 4-6
 H: 18-13 A: 13-17 N: 1-2 U: 8-5
 Conf: 40-35 Non-Conf: 0-2
 First Meeting:
 1930-31 L 13-28 U
 Last 10 Meetings:
 12/18/12 L 84-87 H
 12/19/13 L 83-88 H
 12/13/14 L 59-68 H
 12/21/14 L 63-69 A
 12/20/15 W 92-84 A
 12/20/16 L 85-99 H
 1/12/23 ◆ L 65-87 H
 1/14/23 ◆ L 72-86 A
 1/13/24 ◆ L 77-91 A
 2/24/24 ◆ L 85-90 H
 1/18/25 ◆ A
 2/24/25 ◆ H
 ≈7/23 ◆ W 86-62 H
 2/11/23 ◆ L 69-76 A
 1/20/24 ◆ W 94-71 H
 2/15/24 ◆ W 77-67 A
 1/23/25 ◆ A
 2/8/25 ◆ H

BELLARMINE

Overall: 13-7 | L5: 3-2 | L10: 8-2
 H: 7-2 A: 5-3 N: 1-2
 Conf: 2-1 Non-Conf: 11-6
 First Meeting:
 1962-63 ◊ L 86-96 N
 Last 10 Meetings:
 1/20/71 W 88-87 A
 2/17/71 W 93-71 H
 1/8/71 W 120-75 H
 12/21/72 W 94-82 N
 2/6/73 W 100-97 A
 12/18/73 W 97-64 H
 12/17/74 L 55-67 A
 1/19/23 ◆ L 45-56 H
 1/4/24 ◆ W 84-68 A
 3/1/24 ◆ W 90-87 (OT) H
 1/30/25 ◆ H
 2/18/25 ◆ A

NORTH ALABAMA

Overall: 24-8 | L5: 4-1 | L10: 6-4
 H: 15-2 A: 9-6
 Conf: 2-1 Non-Conf: 21-7
 First Meeting:
 1/10/35 L 28-32 H
 Last 10 Meetings:
 12/29/60 L 79-83 H
 1/16/60 W 84-79 A
 12/16/61 L 85-88 A
 1/15/62 W 77-70 H
 12/14/62 L 95-98 A
 1/14/63 W 89-85 H
 2/9/23 ◆ L 57-70 A
 1/18/24 ◆ W 83-80 (OT) H
 2/17/24 ◆ W 87-79 A
 3/7/24 † W 77-71 H
 1/25/25 ◆ A
 2/5/25 ◆ H

FLORIDA GULF COAST

Overall: 2-2
 H: 1-0 A: 0-2 N: 1-0
 Conf: 1-2 Non-Conf: 1-0
 11/23/07 W 67-57 N
 1/5/23 ◆ W 61-59 H
 2/24/23 ◆ L 71-89 A
 1/27/24 ◆ L 67-73 A
 2/13/25 ◆ H

STETSON

Overall: 1-4
 H: 0-0 A: 1-4 N: 0-0
 Conf: 0-3 Non-Conf: 1-0
 12/20/76 W 68-66 A
 2/22/23 ◆ L 51-76 A
 1/25/24 ◆ L 82-83 A
 3/10/24 † L 91-94 A
 2/15/25 ◆ H

AUSTIN PEAY BASKETBALL

NUMBERS BREAKDOWN

JUMP BALLS CONTROLLED (OT INCLUDED)

Team (Last)	Count
Austin Peay (SIU, 12/14)	3
Opponents (Ohio, 12/18)	8

WHO SCORED FIRST

Method (Last)	Count
Austin Peay (APSU, 12/14)	6
Opponent (Ohio, 12/18)	5

HOW THE GOVS SCORED FIRST

Method	Count	Streak
Free Throw	0	
Jumper	3	
Tip-in	0	
Layup	4	
Three-Pointer	4	1

GAMES AS LEADING SCORER

Player	24-25/APSU Career
LJ Thomas	6/6
Sai Witt	2/7
Isaac Haney	2/4
Darius Dawson	1/1

GAMES AS LEADING REBOUNDER

Player	24-25/APSU Career
Sai Witt	3/13
Tate McCubbin	2/2
Quan Lax	2/2
LJ Thomas	2/2
JaVar Daniel	2/2
Isaac Haney	1/2
Hansel Enmanuel	1/4
Daniel Loos	0/2
Sai Witt	0/2

GAMES AS ASSIST LEADER

Player	24-25/APSU Career
LJ Thomas	4/4
Anton Brookshire	2/2
Quan Lax	2/2
Isaac Haney	1/3
Darius Dawson	1/1
Hansel Enmanuel	1/1
Akili Evans	1/1
Daniel Loos	0/1

DOUBLE-DOUBLES

Player	24-25/APSU Career
Sai Witt	1/6

DOUBLE-FIGURE SCORING

Player	24-25/APSU Career
LJ Thomas	8/8
Isaac Haney	4/15
Sai Witt	4/20
Tekao Carpenter	3/3
Tate McCubbin	2/2
Darius Dawson	2/2
Akili Evans	1/1
Anton Brookshire	1/1
Quan Lax	1/1
JaVar Daniel	0/1

20-POINT GAMES

Player	24-25/APSU Career
LJ Thomas	4/4
Isaac Haney	2/7
Sai Witt	2/8

30-POINT GAMES

Player	24-25/APSU Career
Sai Witt	0/1
Isaac Haney	0/1

5-ASSIST GAMES

Player	24-25/ APSU Career
LJ Thomas	2/2
Quan Lax	2/2
Anton Brookshire	1/1
Isaac Haney	1/2

5+ 3-POINTER GAMES

Player	24-25/APSU Career
Tekao Carpenter	1/1
Isaac Haney	1/2

3-BLOCK GAMES

Player	24-25/APSU Career
JaVar Daniel	1/2
Hansel Enmanuel	0/2
Sai Witt	0/1

THE GOVS WHEN...

FIELD GOAL SHOOTING	
APSU higher FG%	4-0
Opponent higher FG%	0-7
Shoot the same	0-0
Opponent shoots 45 percent or better	2-4
Opponent shoots below 45 percent	2-3
APSU shoots 45 percent or better	3-0
APSU shoots below 45 percent	1-6

FREE THROW SHOOTING

APSU attempts more FT	2-2
Opponent attempts more FT	2-3
Same number of FT attempts	0-2
APSU makes more FT	2-3
Opponent makes more FT	2-3
Same number of made FT	0-1

THREE POINT SHOOTING

APSU attempts more 3PT	1-5
Opponent attempts more 3PT	3-2
Same number of 3PT attempts	0-0
APSU makes more 3PT	2-2
Opponent makes more 3PT	1-4
Same number of 3PT made	1-1

REBOUNDING

Out-rebound their opponent	2-2
Out-rebounded by their opponent	2-5
Rebounding is equal	0-0

TURNOVERS

Commit fewer turnovers than opponent	4-2
Commit more turnovers than opponent	0-5
Commit same number of turnovers	0-0

HALFTIME SCORE

Leads at halftime	4-1
Trails at halftime	0-6
Tied at halftime	0-0

OVERTIME GAMES

In Overtime Games	0-0
-------------------	-----

RECORD BY JERSEY COLOR

White	0-2
Red	2-3
Black	1-2
Gray Camo	1-0

RECORD BY MONTH

November	4-4
December	0-3
January	0-0
February	0-0
March	0-0

INSIDE THE POINTS

More points off turnovers	4-1
Fewer points off turnovers	0-6
Equal points off turnovers	0-0
More points in the paint	2-1
Fewer points in the paint	2-5
Equal points in the paint	0-1
More second-chance points	2-2
Fewer second-chance points	2-4
Equal second-chance points	0-1
More fast-break points	2-2
Fewer fast-break points	1-5
Equal fast-break points	1-0
More bench points	3-1
Fewer bench points	1-6
Equal bench points	0-0

WHEN GOVERNORS SCORE

Less than 60 points	0-5
60-69 points	3-2
70-79 points	0-0
80-89 points	0-0
90-99 points	1-0
100+ points	0-0

WHEN OPPONENTS SCORE

Less than 60 points	1-0
60-69 points	2-3
70-79 points	1-3
80-89 points	0-0
90-99 points	0-0
100+ points	0-1

RECORD BY DAY OF THE WEEK

Monday	2-0
Tuesday	1-0
Wednesday	0-3
Thursday	0-0
Friday	1-0
Saturday	0-2
Sunday	0-2
Weekday	3-3
Weekend	1-4

PLAYER SPECIFIC

Isaac Haney 15+ Points	1-2
LJ Thomas 15+ Points	3-3
Sai Witt 15+ Points	1-2
Sai Witt Double-Double	0-1
Tekao Carpenter 5+ Three-Pointers	1-0

MISC.

Afternoon Games (Begins 12-5:59 PM)	2-6
Night Games (Begins after 6 PM)	2-1
After a win	2-2
On a winning streak	1-1
After a loss	1-5
On a losing streak	1-3
When having a 10-0 scoring run	1-2
When allowing a 10-0 scoring run	0-7
Govs have a 30-point scorer	0-0

AUSTIN PEAY BASKETBALL

SCORING BREAKDOWN

INSIDE THE POINTS - AUSTIN PEAY

Opponent (H/A/N)	POINTS OFF					Ties	Lead Ch	W/L	Score	Leads Overcome/Lost
	T/O	2ndCh	Paint	FastB	Bench					
Union (H)	30	13	36	24	43	3	0	W	95-75	
Butler (A)	23	15	44	4	17	5	5	W	68-66	7-Point Deficit Overcome (6:24, 1st)
Chattanooga (H)	17	7	30	4	5	3	2	W	67-61	1-Point Deficit Overcome (6:27, 1st)
Tennessee (A)	14	17	22	6	13	0	1	L	68-103	3-Point Lead Lost (19:32, 1st)
Morehead State (A)	12	11	26	4	2	6	3	L	58-68	13-Point Lead Lost (12:38, 1st)
Georgia State (N)	19	8	14	3	22	3	3	W	62-50	3-Point Deficit Overcome (19:31, 1st)
UT Arlington (N)	6	9	30	2	8	5	12	L	58-69	10-Point Lead Lost (3:23, 1st)
ETSU (A)	12	9	24	2	19	1	1	L	57-79	2-Point Lead Lost (19:45, 1st)
Samford (A)	12	4	28	10	23	6	3	L	47-72	8-Point Lead Lost (14:02, 1st)
Southern Ill (H)	13	15	26	9	14	1	3	L	60-65	4-Point Lead Lost (15:12, 1st)
Ohio (A)	14	8	22	3	21	0	0	L	58-78	
Total	172	116	302	71	187	33	33			
Average/Game	15.8	10.8	28.0	6.8	16.6	3.5	3.4			
Opp. Total	149	136	368	112	227					
Opp. Average/Game	12.2	13.1	34.2	9.7	20.7					

AUSTIN PEAY BASKETBALL

STARTING FIVE & PLUS/MINUS SYNOPSIS

GAME-BY-GAME LINEUPS

Opponent (H/A/N)	PG	G	G	G/F	F	First Substitution
Union (H)	Quan Lax	Isaac Haney	Anton Brookshire	LJ Thomas	Sai Witt	Carpenter / Loos
Butler (A)	Quan Lax	Isaac Haney	LJ Thomas	Hansel Enmanuel	Sai Witt	Carpenter / Loos
Chattanooga (H)	Quan Lax	Isaac Haney	LJ Thomas	Hansel Enmanuel	Sai Witt	Carpenter / Loos
Tennessee (A)	Quan Lax	Isaac Haney	LJ Thomas	Hansel Enmanuel	Sai Witt	Loos
Morehead State (A)	Quan Lax	Isaac Haney	LJ Thomas	Hansel Enmanuel	JaVar Daniel	Carpenter
Georgia State (N)	Quan Lax	Isaac Haney	Anton Brookshire	LJ Thomas	JaVar Daniel	Carpenter
UT Arlington (N)	Quan Lax	Anton Brookshire	LJ Thomas	Tate McCubbin	JaVar Daniel	Loos / Carpenter
ETSU (A)	Quan Lax	Anton Brookshire	LJ Thomas	Tate McCubbin	Daniel Loos	Carpenter
Samford (A)	Quan Lax	Anton Brookshire	LJ Thomas	Akili Evans	Daniel Loos	Carpenter / Dawson
Southern Illinois (A)	Quan Lax	Isaac Haney	Akili Evans	Tate McCubbin	Sai Witt	Dawson
Ohio (A)	Quan Lax	Isaac Haney	Anton Brookshire	Akili Evans	Sai Witt	Carpenter / McCubbin

RECORD BY LINEUP

Guard	Point Guard	Guard	Guard/Forward	Forward	Record	Last
Quan Lax	Isaac Haney	LJ Thomas	Hansel Enmanuel	Sai Witt	2-1	L, 68-103 at Tennessee, Nov. 17
Quan Lax	Isaac Haney	Anton Brookshire	LJ Thomas	JaVar Daniel	1-0	W, 62-50 vs. Georgia St., Nov. 26
Quan Lax	Isaac Haney	Anton Brookshire	LJ Thomas	Sai Witt	1-0	W, 95-75 vs. Union, Nov. 4
Quan Lax	Isaac Haney	Anton Brookshire	Akili Evans	Sai Witt	0-1	L, 58-78 at Ohio, Dec. 18
Quan Lax	Isaac Haney	Akili Evans	Tate McCubbin	Sai Witt	0-1	L, 60-65, vs SIU, De. 14
Quan Lax	Anton Brookshire	LJ Thomas	Akili Evans	Daniel Loos	0-1	L, 47-72 at Samford, Dec. 8
Quan Lax	Anton Brookshire	LJ Thomas	Tate McCubbin	Daniel Loos	0-1	L, 57-79, at ETSU, Nov. 30
Quan Lax	Anton Brookshire	LJ Thomas	Tate McCubbin	JaVar Daniel	0-1	L, 58-68 vs. UT Arlington, Nov. 27
Quan Lax	Isaac Haney	LJ Thomas	Hansel Enmanuel	JaVar Daniel	0-1	L, 58-63 at Morehead St., Nov. 20

STARTING STREAKS

Player	Current	Long	Last
Quan Lax	11	10	at Ohio (12/18)
Akili Evans	3	2	at Ohio (12/18)
Isaac Haney	2	24	at Ohio (12/18)
Sai Witt	2	16	at Ohio (12/18)
Anton Brookshire	1	4	at Ohio (12/18)
LJ Thomas	--	9	at Samford (12/8)
Daniel Loos	--	6	at Samford (12/8)
JaVar Daniel	--	4	vs. UT Arlington (11/27)
Hansel Enmanuel	--	4	at Tennessee (11/17)
Tate McCubbin	--	2	vs. Southern Ill (12/14)

PLUS-MINUS REPORT

Opponent	McCubbin	Witt	Carpenter	Haney	Thomas	Daniel	Loos	Gaines	Burries	Brookshire	Dawson	Lax	Hammer	Enmanuel
Union	0	0	+28	+13	+17	N/A	+24	-2	-5	-6	+9	+5	-5	+22
Butler	N/A	+1	+3	-11	+9	+13	-2	0	N/A	+6	-10	+13	N/A	-12
Chattanooga	-1	+16	-1	+7	+6	-5	-3	N/A	N/A	-3	-6	+15	N/A	+5
Tennessee	-4	-27	-15	-37	-25	+5	-7	+1	-1	-25	0	-14	+1	-27
Morehead St.	N/A	N/A	-12	-1	-1	+5	N/A	N/A	-4	-3	-8	-4	N/A	+3
Georgia St.	+11	N/A	+11	-3	+11	+1	+3	N/A	N/A	+12	+1	+12	+1	N/A
UT Arlington	+1	N/A	-5	N/A	-19	-5	-5	N/A	-2	-10	+2	-5	-2	N/A
ETSU	-15	N/A	-9	N/A	-22	N/A	-8	-6	-2	-13	-6	-24	-5	N/A
Samford	-16	N/A	-1	N/A	-34	-2	-12	0	0	-25	-1	-12	N/A	N/A
Southern Ill.	-2	-3	-1	-7	N/A	+1	N/A	N/A	-1	-8	0	+1	N/A	N/A
Ohio	-3	-17	-9	-15	N/A	-2	N/A	+7	+1	-21	-4	-18	N/A	N/A
Total	-29	-30	-11	-54	-58	+11	-10	0	-14	-96	-23	-31	-10	-9

Red - Season High

Blue - Season Low

COREY GIPSON

Position: Head Coach • **Alma Mater:** Austin Peay, 2004

Experience: Second Season at Austin Peay

Career Record: 45-33 **Austin Peay Record:** 23-23

Corey Gipson is in the second year at the helm of Governors basketball after being named the 14th head coach in program history, March 12, 2023.

Gipson signed a contract extension through the end of the 2027-28 season on July 10, 2024.

GIPSON AT THE PEAY

2024-25 (Head Coach): Gipson opened the 2024-25 season with a 95-75 victory against Union (Nov. 4) in the win he became the second-fastest head coach to reach 20 wins at Austin Peay, accomplishing such in 36 games. That mark trails only Matt Figger's 35 games... The Governors opened the season 3-0 with wins against Union, at Butler, and Chattanooga. Following the win against the Bulldogs, Austin Peay received a pair of votes in the Associated Press Poll for the first time since Jan. 2, 1974... The 3-0 start also was tied for the second-best start in program history, trailing only a 4-0 start in 2000-01.

2023-24 (Head Coach): Gipson and his staff orchestrated the second-best single-season turnaround in Austin Peay's Division I Era (est. 1963) when he led the Governors to a 19-16 record, 10-6 mark in Atlantic Sun Conference play, and led the program to its first ASUN Conference Championship... The +10 win are the most since the 1972-73 Governors had 11 more wins in their second season under second-year head coach, Lake Kelly. Those 19 wins also were tied with Matt Figger's 2017-18 mark for the most by a first-year head coach in program history.... The 2023-24 Governors had an NCAA_best 13 newcomers to serve as the backbone to his inaugural roster... Those newcomers included Third Team All-ASUN selection and ASUN Championship All-Tournament selection (DeMarcus Sharp), ASUN Sixth Man of the Year (Sai Witt), other ASUN Championship All-Tournament selection (Dezi Jones), and Ja'Monta Black, who broke Austin Peay's single-season three-pointers made (113) and attempted (286) mark during his lone season in Clarksville... Collectively, Austin Peay also broke or tied 13 program records, including the single-season record for made (277) and attempted (768) three-pointers.... The Governors also tied the program record with 14 home wins during its inaugural season on Gary Mathews Court at F&M Bank Arena.



GIPSON PRIOR TO AUSTIN PEAY

2022-23 (Northwestern State, Head Coach): In his first season as a head coach, Gipson led Northwestern State to its first 20-win season in over a decade. The season was highlighted by a 64-63 victory at No. 15 TCU, Nov. 14, 2022... Also led the Demons to a +10-win turnaround and a trip to the Southland Championship... Coached DeMarcus Sharp to being named to the Southland Conference Player and Newcomer of the Year, in addition to a First Team All-Conference Selection. He also coached Ja'Monta Black to being named a Second Team All-Southland Conference Team selection.

2016-22 (Missouri State, Associate Head Coach): Elevated to Associate Head Coach following his first season as an assistant coach at Missouri State.... In his final year at Missouri State, the Bears went 23-11 overall and 13-5 in the Missouri Valley Conference to earn a No. 2 seed in the conference tournament. Missouri State fell in the MVC Tournament semifinals before receiving a bid to play top-seeded Oklahoma in the National Invitational Tournament... During his time at Missouri State, Gipson coached three MVC Newcomers of the Year – Dequon Miller, Alize Johnson, and Tulio Da Silva – to go along with 10 All-MVC selections, seven MVC All-Newcomer Team selections, three MVC All-Freshman Team selections, four MVC All-Defensive Team selections, two MVC All-Bench Team selections, two MVC Most-Improved Team selections, and three MVC Scholar-Athlete Team selections.

2015-16 (Missouri State, Assistant Coach): Hired by head coach, Paul Lusk... The Bears won 13 games during Gipson's first year in Springfield, before averaging 17.8 wins per season during his six years after being promoted to associate head coach.

2012-15 (Austin Peay, Assistant Coach/Recruiting Coordinator): An assistant coach and recruiting coordinator at Austin Peay for three seasons under his former head coach, Dave Loos... Helped develop 2013 Ohio Valley Conference Freshman of the Year Chris Horton, who finished his career as one of just 13 DI players to score 1,500 points, grab 1,000 rebounds, and block 300 shots.

2009-12 (UNC Greensboro, Assistant/Associate Head Coach): Hired by head coach Mike Dement... Began his time in Greensboro as an assistant coach before being promoted to head coach following his first season on staff

2005-09 (Virginia State, Assistant Coach): Began his coaching career at DII Virginia State, where he worked as an assistant coach for longtime Austin Peay assistant coach Tony Collins, who recruited Gipson to APSU.

AUSTIN PEAY BASKETBALL

COREY GIPSON'S RECORD WHEN...

THE BASICS	24-25	APSU	TOT.
Overall	4-7	23-23	45-34
Home	2-1	16-4	26-7
Away	1-5	5-17	15-24
Neutral	1-1	2-2	4-3
Conference	0-0	10-6	23-11
November	4-4	7-9	12-11
December	0-3	4-6	7-10
January	0-0	3-5	9-7
February	0-0	6-1	12-3
March	0-0	3-2	5-3
v. Top 25	0-1	0-2	1-4
v. Mid Major Top 25	0-1	1-2	1-2
v. Power Four	0-1	0-1	1-4
Division I	3-7	19-23	40-34
Non-Division I	1-0	4-0	5-0

TIME ORIENTED	24-25	APSU	TOT.
Leading at Half	4-1	15-5	31-8
Trailing at Half	0-6	8-16	14-22
Tied at Half	0-0	0-2	0-4
Overtime	0-0	4-0	6-0
Double Overtime	0-0	1-0	1-0
Wire-to-Wire	1-1	4-5	6-5
10+ Lead Changes	0-1	2-3	8-3
15+ Lead Changes	0-0	1-1	4-1
20+ Lead Changes	0-0	1-0	2-0
Buzzer Beaters	0	0	2

COMING IN	24-25	APSU	TOT.
After a Win	2-2	12-11	28-17
On a Winning Streak	1-1	8-5	20-9
After a Loss	1-5	8-12	14-16
On a Losing Streak	1-3	4-6	5-9
3+ Game Win Streak	1	4	6
5+ game Win Streak	0	1	3
7+ Game Win Streak	0	0	1
9+ Game Win Streak	0	0	1
0 Days Rest	0-1	0-1	1-2
1 Days Rest	0-0	4-2	10-6
2 Days Rest	1-2	6-7	9-8
3 Days Rest	1-1	5-5	7-6
4 Days Rest	0-0	4-1	10-2
5 Days Rest	1-2	2-2	4-2
6+ Days Rest	0-1	0-5	2-7

STATEWIDE	24-25	APSU	TOT.
Tennessee	2-3	16-9	16-9
Louisiana	0-0	0-0	13-6
Florida	1-1	1-5	1-5
Indiana	1-0	1-0	1-0
Kentucky	0-1	1-2	1-2
Alabama	0-1	1-1	1-1
Virginia	0-0	0-1	0-1
Texas	0-0	0-1	6-6
California	0-0	1-1	1-1
Illinois	0-0	1-0	2-0
Arkansas	0-0	1-0	3-0
North Carolina	0-0	0-1	0-1
Ohio	0-1	0-1	0-1

SHOOTING	24-25	APSU	TOT.
More FG	3-1	17-6	34-9
Less FG	1-6	4-17	7-24
Equal FG	0-0	2-0	4-1
Higher FG%	4-0	18-2	31-2
Lower FG%	0-7	5-21	11-32
Equal FG%	0-0	0-0	3-0
45+ FG%	3-0	18-4	33-6
<45% FG%	1-7	5-19	12-28
More 3P	2-2	16-10	33-15
Less 3P	1-4	6-12	10-17
Equal 3P	1-1	1-1	2-2
Higher 3P%	3-2	17-11	35-14
Lower 3P%	0-5	5-13	9-21
Equal 3P%	0-0	0-0	0-0
35+ 3P%	3-0	17-6	34-9
<35 3P%	1-7	6-19	11-27

DEFENSE	24-25	APSU	TOT.
More Rebounds	2-1	13-7	23-8
Less Rebounds	2-6	9-16	19-26
Equal Rebounds	0-0	1-0	3-0
More Steals	3-3	17-14	33-21
Less Steals	0-2	2-6	7-9
Equal Steals	1-2	4-3	5-4
More Blocks	1-2	12-6	18-8
Less Blocks	2-4	9-11	19-17
Equal Blocks	1-1	2-6	8-9

TURNOVERS	24-25	APSU	TOT.
More Turnovers	0-5	3-8	9-9
Less Turnovers	4-2	18-13	33-22
Equal Turnovers	0-0	2-2	3-3

TEAM SCORING	24-25	APSU	TOT.
<60 Points	0-5	1-11	1-15
60-69 Points	3-2	3-6	6-9
70-79 Points	0-0	7-3	14-7
80-89 Points	0-0	5-2	13-2
90-99 Points	1-0	6-1	9-1
100+ Points	0-0	1-0	2-0

OPP. SCORING	24-25	APSU	TOT.
<60 Points	1-0	4-0	5-1
60-69 Points	2-3	7-10	19-14
70-79 Points	1-3	8-6	13-9
80-89 Points	0-0	2-3	5-4
90-99 Points	0-0	2-3	3-4
100+ Points	0-1	0-1	0-2

POINTS OFF	24-25	APSU	TOT.
More Off Turnovers	4-1	19-11	31-15
Less Off Turnovers	0-6	3-12	13-18
Equal Off Turnovers	0-0	1-0	1-1
More In Paint	2-1	10-3	21-5
Less In Paint	2-6	13-20	22-28
Equal In Paint	0-0	0-0	2-1
More 2nd Chance	2-2	11-6	25-12
Less 2nd Chance	2-4	12-16	18-21
Equal 2nd Chance	0-1	0-1	2-1
More Fast Break	2-2	11-4	22-6
Less Fast Break	1-5	8-19	15-27
Equal Fast Break	1-0	4-0	8-1
More Off Bench	3-1	13-10	25-13
Less Off Bench	1-6	10-13	20-21
Equal Off Bench	0-0	0-0	0-0

SPECIAL	24-25	APSU	TOT.
20-Point Scorer	2-4	21-14	38-17
25-Point Scorer	2-1	14-3	25-5
30-Point Scorer	0-0	4-1	11-3
35-Point Scorer	0-0	1-0	2-1
40-Point Scorer	0-0	0-0	0-1
45-Point Scorer	0-0	0-0	
2+ 20-Point Scorers	0-2	12-2	15-2
2+ 30-Point Scorers	0-0	0-0	0-0
Double-Double	0-1	6-4	12-8
Points/Rebound D-D	1	10	19
Points/Assists D-D	0	0	1
Triple-Double	0	0	0
Monday	2-0	3-1	5-2
Tuesday	1-0	4-0	4-2
Wednesday	0-3	3-6	4-7
Thursday	0-0	5-1	15-2
Friday	1-0	3-2	3-2
Saturday	0-2	5-9	12-15
Sunday	0-3	0-5	2-5
Weekday	4-3	18-10	31-15
Weekend	0-5	5-14	14-20



TATE MCCUBBIN

6-8 | Freshman | Guard / Forward
Columbia, Missouri | Battle High School



PLAYER NOTES

- Reached double-figure scoring for the first time in his career with 10 points at ETSU (11/30), with a career-high seven rebounds.
- Earned first-career start in a 30:20 minutes played against UT Arlington (11/27), while matching his then, season-high with eight points and two rebounds.
- Career day in win against Georgia State (11/26) with eight points, two rebounds, three made field goals, and two three-pointers.
- Career best two steals and one rebound in 2:39 performance at #9 Tennessee (11/17)
- First-career score came on a steal and coast-to-coast finish in collegiate debut vs. Union (11/4).
- Two-time All-State selection out of Battle High School.
- Averaged 16.2 points, 7.7 rebounds, 3.1 assists, and 2.0 blocks per game as a senior.
- Named the Class 6 District 7 Player of the Year and a First Team All-District selection as a senior.
- Finished his senior season with six double-doubles and a season-high 29 points in the final game of his high school career.

#0 MCCUBBIN, Tate

Opponent	Date	GS	MIN	Total		3-Pointers		Free throws		Rebounds				PF	A	TO	BLK	STL	PTS	AVG	
				FG-FGA	PCT	3FG-3FGA	PCT	FT-FTA	PCT	OFF	DEF	TOT	AVG								
Union (TN)	11/04/2024		07:59	1-2	.500	0-1	.000	0-0	.000	0	0	0	0.0	0	0	0	0	1	2	2.0	
Chattanooga	11/11/2024		03:32	0-0	.000	0-0	.000	0-0	.000	0	0	0	0.0	0	0	0	0	0	1.0		
at Tennessee	11/17/2024		02:39	0-1	.000	0-1	.000	0-0	.000	0	1	1	0.3	0	0	0	2	0	0.7		
vs Georgia St.	11/26/2024		16:15	3-4	.750	2-3	.667	0-2	.000	1	1	2	0.8	5	0	1	0	8	2.5		
vs UT Arlington	11/27/2024	*	30:20	4-9	.444	0-4	.000	0-1	.000	0	2	2	1.0	5	1	0	0	8	3.6		
at ETSU	11/30/2024	*	29:10	4-8	.500	2-6	.333	0-0	.000	3	4	7	2.0	2	1	1	0	10	4.7		
at Samford	12/08/2024		09:42	0-1	.000	0-0	.000	0-0	.000	2	1	3	2.1	0	0	0	1	0	4.0		
Southern Ill.	12/14/2024	*	17:04	2-3	.667	2-3	.667	1-2	.500	0	1	1	2.0	0	0	1	7	4.4			
at Ohio	12/18/2024		32:35	3-6	.500	2-4	.500	3-8	.375	1	4	5	2.3	2	1	1	2	3	11	5.1	
Totals			3	149:16	17-34	.500	8-22	.364	4-13	.308	7	14	21	2.3	14	3	4	2	10	46	5.1

Player Averages

Games Played	Minutes/game	Points/game	FG Pct	3FG Pct	FT Pct	Rebounds/game	Assists/game	Turnovers/game	Assist/Turnover ratio	Steals/game	Blocks/game
9	16.6	5.1	50.0	36.4	30.8	2.3	0.3	0.4	0.8	1.1	0.2

MCCUBBIN CAREER

SEASON	TEAM	GP-GS	MIN/AVG	Field Goals		3-Point		F-Throws		Rebounds				Scoring						
				FG-FGA	FG%	3FG-3FGA	3FG%	FT-FTA	FT%	OFF	DEF	TOT	AVG	PF-FO	A	TO	BLK	STL	PTS	AVG
2024-25	APSU	9-3	149/16.6	17-34	.500	8-22	.364	4-13	.308	7	14	21	2.3	14-2	3	4	2	10	46	5.1
TOTAL		9-3	149/16.6	17-34	.500	8-22	.364	4-13	.308	7	14	21	2.3	14-2	3	4	2	10	46	5.1

CAREER HIGHS

Points

11, at Ohio (12/19/24)

Rebounds

7, at ETSU (11/30/24)

Assists

1, 3 times mr, at Ohio (12/19/24)

Steals

3, at Ohio (12/19/24)

Blocks

N/A

FG Made

4, 2 times mr, at ETSU (11/30/24)

FG Attempts

9, vs. UTA (11/27/24)

3FG Made

2, 4 times mr, at Ohio (12/19/24)

3FG Attempts

8, at Ohio (12/19/24)

FT Made

3, at Ohio (12/19/24)

FT Attempts

8, at Ohio (12/19/24)

SEASON HIGHS

Points

11, at Ohio (12/19/24)

Rebounds

7, at ETSU (11/30/24)

Assists

1, 3 times mr, at Ohio (12/19/24)

Steals

3, at Ohio (12/19/24)

Blocks

N/A

FG Made

4, 2 times mr, at ETSU (11/30/24)

FG Attempts

9, vs. UTA (11/27/24)

3FG Made

2, 4 times mr, at Ohio (12/19/24)

3FG Attempts

8, at Ohio (12/19/24)

FT Made

3, at Ohio (12/19/24)

FT Attempts

8, at Ohio (12/19/24)

1 SAI WITT

6-8 | Graduate Student | Forward
Kansas City, Missouri | Raytown South HS | Lincoln (Mo.)



PLAYER NOTES

- Returned to the lineup after missing five games, recording a 25-10 double-double against Southern Illinois (12/14), Austin Peay's first double-double of the season and the first since his own double-double in the 2024 ASUN Championship.
- Reigning ASUN Sixth Man of the Year and a Preseason All-ASUN Team selection after averaging 12.8 points and 5.6 rebounds per game during his first season as a Gov.
- Austin Peay's top-returning scorer and rebounder from last season.
- Had 17 double-figure scoring performances in 2023-24, including 16 in conference play.
- Scored at least 10 points in 11 of the final 12 games of the season.
- Tallied five double-doubles last season - all in points/rebounds.
- Averaged 16.6 points, 6.6 rebounds, 3.2 offensive rebounds, and 59.2% from the floor in regular-season and postseason games against the ASUN Conference.
- Prior to joining the Govs, spent the 2020-23 seasons at Lincoln University of Missouri.
- Was a Second Team All-Mid America Intercollegiate Athletics Association selection during his sophomore season after averaging 15.9 points and 8.0 rebounds per game while shooting 56.6 percent from the field.
- Sat out his junior season after returning the LUM midway through that season after briefly transferring to UTRGV.
- Began his collegiate career at Kansas City Kansas Community College where he averaged 19.2 points and 9.8 rebounds per game in six appearances as a freshman.
- Earned a bachelor's degree in wellness from Lincoln University of Missouri in the summer of 2023. Graduated from Austin Peay with a master's degree in health and human performance in the summer of

CAREER HIGHS

Points	30, vs UNF (2/3/24)
Rebounds	13, vs. Emporia St. (12/17/20)*
Assists	6, at Neb.-Kearney (2/20/21)*
Steals	3, 4 times
Blocks	3, at Newman (2/11/21)*
FG Made	12, vs UNF (2/3/24)
FG Attempts	19, vs. ECU (2/28/24)
3FG Made	2, vs. Mo. Southern St. (1/23/23)*
3FG Attempts	4, 2 times m.r. vs. Mo. Southern St. (2/2/23)*
FT Made	11, vs. Bellarmine (3/1/24)
FT Attempts	16, 2 times mr, at Ohio (12/19/24)

*Previous four-year university

#1 WITT, Sai

Opponent	Date	GS	MIN	Total		3-Pointers		Free throws		Rebounds				PF	A	TO	BLK	STL	PTS	AVG
				FG-FGA	PCT	3FG-3FGA	PCT	FT-FTA	PCT	OFF	DEF	TOT	AVG							
Union (TN)	11/04/2024	*	13:38	4-6	.667	1-1	1.000	1-2	.500	0	2	2	2.0	2	0	2	0	0	10	10.0
at Butler	11/08/2024	*	17:20	4-7	.571	0-0	.000	1-4	.250	2	2	4	3.0	2	0	2	0	1	9	9.5
Chattanooga	11/11/2024	*	21:56	4-12	.333	0-0	.000	9-12	.750	2	6	8	4.7	3	1	3	1	2	17	12.0
at Tennessee	11/17/2024	*	22:27	1-6	.167	0-0	.000	2-2	1.000	0	3	3	4.3	4	0	5	0	0	4	10.0
Southern Ill.	12/14/2024	*	28:53	8-17	.471	0-1	.000	9-14	.643	7	3	10	5.4	4	0	3	1	1	25	13.0
at Ohio	12/18/2024	*	31:53	6-11	.545	0-0	.000	9-16	.563	1	3	4	5.2	4	0	9	0	1	21	14.3
Totals		6	136:07	27-59	.458	1-2	.500	31-50	.620	12	19	31	5.2	19	1	24	2	5	86	14.3

Player Averages

Games Played	Minutes/game	Points/game	FG Pct	3FG Pct	FT Pct	Rebounds/game	Assists/game	Turnovers/game	Assist/Turnover ratio	Steals/game	Blocks/game
6	22.7	14.3	45.8	50.0	62.0	5.2	0.2	4.0	0.0	0.8	0.3

WITT CAREER

SEASON	TEAM	GP-GS	MIN/AVG	Field Goals		3-Point		F-Throws		Rebounds				Scoring						
				FG-FGA	FG%	3FG-3FGA	3FG%	FT-FTA	FT%	OFF	DEF	TOT	AVG	PF-FO	A	TO	BLK	STL	PTS	AVG
2020-21	Linc	20-19	606/30.3	128-226	.566	0-1	.000	61-112	.545	66	94	160	8.0	62-3	30	50	17	28	317	15.9
2022-23	Linc	20-19	590/29.5	91-198	.460	9-26	.346	78-121	.645	51	100	151	7.6	66-1	24	49	13	18	269	13.5
2023-24	APSU	34-18	726/21.4	150-280	.536	0-1	.000	134-215	.623	97	93	190	5.6	94-2	23	57	13	19	434	12.8
2024-25	APSU	6-6	136/22.7	27-59	.458	1-2	.500	31-50	.620	12	19	31	5.2	19-0	1	24	2	5	86	14.3
TOTAL FOR APSU	40-24	863/21.6	177-339	.522	1-3	.333	165-265	.623	109	112	221	5.5	113-2	24	81	15	24	520	13.0	
TOTAL	80-62	2059/25.7	396-763	.519	10-30	.333	304-498	.610	226	306	532	6.7	241-6	78	180	45	70	1106	13.8	

2

TEKAO CARPENTER

6-3 | Junior | Guard

Alexandria, Virginia | National Christian Academy | Moberly Area CC



PLAYER NOTES

- Leads the team with 19 three-pointers.
- First Gov off the bench in 8-of-10 games this season.
- Came off the bench in APSU debut and went perfect from the field and three-point range at 5-for-5 in season-opening victory against Union (11/4).
- 2023-24 NJCAA Division I Third Team All American out of Moberly Area Community College.
- Both he and teammate Akili Evans spent last season at Moberly Area CC under head coach Pat Smith.
- Averaged 13.6 points, 3.6 rebounds, 2.9 assists, and 1.1 steals per game while shooting 37.6% from the field.
- Had 22 double-figure scoring performances last season and 11 20-point nights for the Greyhounds, leading the team in scoring 11 times.
- Prior to playing at MACC, spent his freshman season at Allegany Community College where he was a 2022-23 NJCAA All-American Honorable Mention.
- Started all 34 games as a freshman, averaging 17.8 points, 4.7 rebounds, and 2.7 assists per game.
- His 96 made three-pointers at ACC ranked seven among all junior colleges, while his 84.2 free-throw percentage was 39th.
- Majoring in leadership studies.

CAREER HIGHS

Points

15, vs. Union (11/4/24)

Rebounds

5, at ETSU (11/30/24)

Assists

2, 2 times mr, at ETSU (11/30/24)

Steals

1, 3 times mr vs. UTA (11/27/24)

Blocks

N/A

FG Made

5, vs. Union (11/4/24)

FG Attempts

8, 2 times mr, vs. SIU (12/14/24)

3FG Made

5, vs. Union (11/4/24)

3FG Attempts

8, vs. UTA (11/27/24)

FT Made

2, 3 times mr, vs. SIU (12/14/24)

FT Attempts

3, 2 times mr, vs. SIU (12/14/24)

SEASON HIGHS

Points

15, vs. Union (11/4/24)

Rebounds

5, at ETSU (11/30/24)

Assists

2, 2 times mr, at ETSU (11/30/24)

Steals

1, 3 times mr vs. UTA (11/27/24)

Blocks

N/A

FG Made

5, vs. Union (11/4/24)

FG Attempts

8, 2 times mr, vs. SIU (12/14/24)

3FG Made

5, vs. Union (11/4/24)

3FG Attempts

8, vs. UTA (11/27/24)

FT Made

2, 3 times mr, vs. SIU (12/14/24)

FT Attempts

3, 2 times mr, vs. SIU (12/14/24)

#2 CARPENTER, Tekao

Opponent	Date	GS	MIN	Total		3-Pointers		Free throws		Rebounds				PF	A	TO	BLK	STL	PTS	AVG
				FG-FGA	PCT	3FG-3FGA	PCT	FT-FTA	PCT	OFF	DEF	TOT	AVG							
Union (TN)	11/04/2024		22:28	5-5	1.000	5-5	1.000	0-0	.000	1	2	3	3.0	2	2	0	0	1	15	15.0
at Butler	11/08/2024		35:49	2-4	.500	2-4	.500	0-0	.000	0	0	0	1.5	3	0	1	0	0	6	10.5
Chattanooga	11/11/2024		10:16	0-2	.000	0-2	.000	0-0	.000	0	0	0	1.0	2	0	2	0	1	0	7.0
at Tennessee	11/17/2024		20:52	2-6	.333	2-6	.333	2-2	1.000	0	0	0	0.8	1	0	0	0	0	8	7.3
at Morehead St.	11/20/2024		14:06	0-3	.000	0-2	.000	0-0	.000	0	1	1	0.8	2	1	1	0	0	0	5.8
vs Georgia St.	11/26/2024		18:35	4-9	.444	4-9	.444	0-0	.000	0	0	0	0.7	4	0	1	0	1	12	6.8
vs UT Arlington	11/27/2024		27:44	2-8	.250	2-8	.250	0-1	.000	3	1	4	1.1	0	0	1	0	1	6	6.7
at ETSU	11/30/2024		19:12	2-7	.286	2-6	.333	2-3	.667	0	5	5	1.6	0	2	1	0	0	8	6.9
at Samford	12/08/2024		22:21	1-8	.125	0-6	.000	0-1	.000	0	3	3	1.8	0	0	2	0	0	2	6.3
Southern Ill.	12/14/2024		30:44	4-8	.500	2-5	.400	2-3	.667	0	0	0	1.6	4	0	1	0	0	12	6.9
at Ohio	12/18/2024		25:58	0-3	.000	0-2	.000	0-0	.000	0	1	1	1.5	5	0	0	0	0	0	6.3
Totals		0	248:04	22-63	.349	19-55	.345	6-10	.600	4	13	17	1.5	23	5	10	0	4	69	6.3

Player Averages

Games Played	Minutes/game	Points/game	FG Pct	3FG Pct	FT Pct	Rebounds/game	Assists/game	Turnovers/game	Assist/Turnover ratio	Steals/game	Blocks/game
11	22.6	6.3	34.9	34.5	60.0	1.5	0.5	0.9	0.5	0.4	0.0

CARPENTER CAREER

SEASON	TEAM	GP-GS	MIN/AVG	Field Goals		3-Point		F-Throws		Rebounds				Scoring						
				FG-FGA	FG%	3FG-3FGA	3FG%	FT-FTA	FT%	OFF	DEF	TOT	AVG	PF-FO	A	TO	BLK	STL	PTS	AVG
2024-25	APSU	11-0	248/22.6	22-63	.349	19-55	.345	6-10	.600	4	13	17	1.5	23-1	5	10	0	4	69	6.3
TOTAL		11-0	248/22.6	22-63	.349	19-55	.345	6-10	.600	4	13	17	1.5	23-1	5	10	0	4	69	6.3

3

ISAAC HANEY

6-2 | Senior | Guard

West Plains, Missouri | Kickapoo HS | Northwestern State



PLAYER NOTES

- Returned to the lineup after missing a trio of games, scoring seven points against Southern Illinois (12/14).
- Had second-straight 20-point game with 20 points and four three-pointers at Morehead State (11/20).
- Career-high five three-pointers to lead Austin Peay with 22 points at #11 Tennessee (11/17).
- Matched his season-high with six rebounds in a 14-point performance against Chattanooga (11/11).
- Team-high 19 points, while going 9-for-9 from the free throw line in season-opening victory against Union (11/4).
- Named a 2024-25 Preseason All-ASUN Team selection after averaging 11.7 points and 4.7 rebounds per game across 23 games last season.
- Became eligible to play midway through the 2023-24 season due to the NCAA's new multi-time transfer rule.
- Averaged 12.5 points per game against ASUN opponents last season.
- Had 12 double-figure scoring games and four 20-point contests.
- Spent the 2022-23 season at Northwestern State where Corey Gipson was the head coach. Was one of six Demons to transfer to Austin Peay when Gipson took over as the Governors' head coach in March 2023.
- Started all 33 games in his sophomore season, averaging 11.0 points, 4.6 rebounds, and 2.5 assists per game.
- Began his collegiate career at Missouri State, where Gipson was the Associate Head Coach. Named an All-Freshman Team selection by the Missouri Valley Conference after averaging 3.6 points, 2.4 rebounds, and 15.8 minutes per game while coming off the bench in 32 games.
- Prepped at Kickapoo High School alongside current teammate Anton Brookshire. His 3,141-career points in high school still are fourth all-time in the State of Missouri.
- Graduated from Austin Peay in the summer of 2024 with a bachelor's degree in finance. Currently working towards a master's in business administration.

CAREER HIGHS

- Points**
32, at North Ala. (2/17/24)
- Rebounds**
10, 2 times mr vs BU (3/1/24)
- Assists**
7, 2 times, m.r. vs. Houston Christian (2/2/23)*
- Steals**
5, vs. Southern Miss. (12/4/22)*
- Blocks**
1, 4 times
- FG Made**
10, at North Ala. (2/17/24)
- FG Attempts**
18, at North Ala. (2/17/24)
- 3FG Made**
5, at Tennessee (11/17/24)
- 3FG Attempts**
14, at Texas A&M (12/27/22)*
- FT Made**
9, vs. Union (11/4/24)
- FT Attempts**
14, at Central Arkansas (11/26/22)*

*Previous four-year university

SEASON HIGHS

- Points**
22, at Tennessee (11/17/24)
- Rebounds**
6, 2 times mr, vs. UTC (11/11/24)
- Assists**
5, at Ohio (12/19/24)
- Steals**
2, at Ohio (12/19/24)
- Blocks**
N/A
- FG Made**
7, at Tennessee (11/17/24)
- FG Attempts**
14, at Tennessee (11/17/24)
- 3FG Made**
5, at Tennessee (11/17/24)
- 3FG Attempts**
11, at Tennessee (11/17/24)
- FT Made**
9, vs. Union (11/4/24)
- FT Attempts**
9, vs. Union (11/4/24)

#3 HANEY, Isaac

Opponent	Date	GS	MIN	Total		3-Pointers		Free throws		Rebounds				PF	A	TO	BLK	STL	PTS	AVG
				FG-FGA	PCT	3FG-3FGA	PCT	FT-FTA	PCT	OFF	DEF	TOT	AVG							
Union (TN)	11/04/2024	*	26:19	4-11	.364	2-5	.400	9-9	1.000	2	4	6	6.0	2	1	2	0	1	19	19.0
at Butler	11/08/2024	*	17:33	0-3	.000	0-2	.000	2-2	1.000	0	2	2	4.0	3	0	1	0	0	2	10.5
Chattanooga	11/11/2024	*	36:28	4-5	.800	3-4	.750	3-5	.600	0	6	6	4.7	0	1	0	0	1	14	11.7
at Tennessee	11/17/2024	*	29:23	7-14	.500	5-11	.455	3-3	1.000	1	2	3	4.3	2	0	2	0	1	22	14.3
at Morehead St.	11/20/2024	*	36:58	5-12	.417	4-7	.571	6-8	.750	0	3	3	4.0	3	2	1	0	0	20	15.4
vs Georgia St.	11/26/2024	*	10:04	0-3	.000	0-2	.000	0-0	.000	0	0	0	3.3	1	0	0	0	0	12.8	
Southern Ill.	12/14/2024	*	32:29	2-10	.200	1-7	.143	2-2	1.000	0	3	3	3.3	1	0	1	0	0	7	12.0
at Ohio	12/18/2024	*	32:15	0-5	.000	0-3	.000	4-4	1.000	1	3	4	3.4	2	5	2	0	2	4	11.0
Totals			8	221:28	.349	15-41	.366	29-33	.879	4	23	27	3.4	14	9	0	5	88	11.0	

Player Averages

Games Played	Minutes/game	Points/game	FG Pct	3FG Pct	FT Pct	Rebounds/game	Assists/game	Turnovers/game	Assist/Turnover ratio	Steals/game	Blocks/game
8	27.7	11.0	34.9	36.6	87.9	3.4	1.1	1.1	1.0	0.6	0.0

HANEY CAREER

SEASON	TEAM	GP-GS	MIN/AVG	Field Goals		3-Point		F-Throws		Rebounds				Scoring						
				FG-FGA	FG%	3FG-3FGA	3FG%	FT-FTA	FT%	OFF	DEF	TOT	AVG	PF-FO	A	TO	BLK	STL	PTS	AVG
2021-22	MOST	32-0	505/15.8	33-95	.347	18-54	.333	32-37	.865	10	67	77	2.4	59-0	25	26	0	21	116	3.6
2022-23	NW	33-33	1112/33.7	121-316	.383	55-175	.314	67-93	.720	31	105	136	4.1	66-0	84	68	4	51	364	11.0
2023-24	APSU	23-18	696/30.3	83-194	.428	31-82	.378	71-92	.772	20	74	94	4.1	62-2	30	24	0	18	268	11.7
2024-25	APSU	8-8	221/27.7	22-63	.349	15-41	.366	29-33	.879	4	23	27	3.4	14-0	9	9	0	5	88	11.0
TOTAL FOR APSU	31-26	917/29.6	105-257	.409	46-123	.374	100-125	.800	24	97	121	3.9	76-2	39	33	0	23	356	11.5	
TOTAL	96-59	2535/26.4	259-668	.388	119-352	.338	199-255	.780	65	269	334	3.5	201-2	148	127	4	95	836	8.7	

4

LJ THOMAS

6-2 | Junior | Guard

Plant City, Florida | Bull City Prep | North Carolina State



PLAYER NOTES

- Leads APSU with 18.1 points per game this season.
- First Governor since DeMarcus Sharp (1/6/24-1/20/24) to score 20-plus points in three-straight games.
- Leads Austin Peay in points, rebounds, assists, made field goals, and minutes.
- Had a career day in Austin Peay's win at Butler (11/8) with a game and career-high 29 points and eight rebounds.
- Second in the ASUN and 48th in Division I with 41 points.
- Made APSU debut and his career's first start in 12-point performance against Union (11/4). Had a then, career-high seven rebounds and six assists against the Bulldogs.
- Comes to Austin Peay after spending his first two collegiate seasons at North Carolina State.
- Came off the bench in 42 games for the Wolfpack.
- Made his collegiate debut against Austin Peay in Nov. 2022.
- Went on to appear in 30 games for NC State. Scored his first-career points in a 12-point outing against Florida International (11/15/22).
- A four-star recruit by ESPN coming out of Bull City Prep in Durham, North Carolina. He is the first Governor to have been ranked at least a four-star recruit coming out of high school.
- Averaged 18.5 points, 4.2 assists, and 3.5 rebounds per game during his senior season, while leading his team to the Phenom Hoop State Championship.
- Majoring in leadership studies.

#4 THOMAS, LJ

Opponent	Date	GS	MIN	Total		3-Pointers		Free throws		Rebounds				PF	A	TO	BLK	STL	PTS	AVG	
				FG-FGA	PCT	3FG-3FGA	PCT	FT-FTA	PCT	OFF	DEF	TOT	AVG								
Union (TN)	11/04/2024	*	29:41	4-12	.333	0-1	.000	4-4	1.000	0	7	7	7.0	3	6	1	0	2	12	12.0	
at Butler	11/08/2024	*	36:29	13-27	.481	1-4	.250	2-2	1.000	4	4	8	7.5	2	3	3	0	2	29	20.5	
Chattanooga	11/11/2024	*	35:29	7-16	.438	1-3	.333	3-4	.750	0	5	5	6.7	2	2	3	0	1	18	19.7	
at Tennessee	11/17/2024	*	31:07	7-18	.389	1-6	.167	5-6	.833	0	1	1	5.3	5	4	1	0	0	20	19.8	
at Morehead St.	11/20/2024	*	36:20	10-19	.526	1-3	.333	1-2	.500	0	6	6	5.4	2	2	5	0	1	22	20.2	
vs Georgia St.	11/26/2024	*	38:41	9-22	.409	3-4	.750	4-7	.571	2	2	4	5.2	3	5	5	0	2	25	21.0	
vs UT Arlington	11/27/2024	*	31:11	5-14	.357	2-3	.667	2-2	1.000	0	2	2	4.7	2	3	1	0	2	14	20.0	
at ETSU	11/30/2024	*	38:37	4-13	.308	0-3	.000	7-8	.875	0	3	3	4.5	3	1	2	0	1	15	19.4	
at Samford	12/08/2024	*	34:57	4-11	.364	0-1	.000	0-0	.000	0	4	4	4.4	1	1	2	0	0	8	18.1	
Totals			9	312:32	63-152	.414	9-28	.321	28-35	.800	6	34	40	4.4	23	27	23	0	11	163	18.1

Player Averages

Games Played	Minutes/game	Points/game	FG Pct	3FG Pct	FT Pct	Rebounds/game	Assists/game	Turnovers/game	Assist/Turnover ratio	Steals/game	Blocks/game
9	34.7	18.1	41.4	32.1	80.0	4.4	3.0	2.6	1.2	1.2	0.0

THOMAS CAREER

SEASON	TEAM	GP-GS	MIN/AVG	Field Goals		3-Point		F-Throws		Rebounds				Scoring						
				FG-FGA	FG%	3FG-3FGA	3FG%	FT-FTA	FT%	OFF	DEF	TOT	AVG	PF-FO	A	TO	BLK	STL	PTS	AVG
2022-23	NCSU	30-0	284/9.5	28-58	.483	9-19	.474	8-12	.667	19	43	62	2.1	29-0	16	13	3	15	73	2.4
2023-24	NCSU	12-0	90/7.5	10-25	.400	4-7	.571	7-11	.636	2	11	13	1.1	11-0	10	1	0	5	31	2.6
2024-25	APSU	9-9	313/34.7	63-152	.414	9-28	.321	28-35	.800	6	34	40	4.4	23-1	27	23	0	11	163	18.1
TOTAL FOR APSU	9-9	313/34.7	63-152	.414	9-28	.321	28-35	.800	6	34	40	4.4	23-1	27	23	0	11	163	18.1	
TOTAL		51-9	687/13.5	101-235	.430	22-54	.407	43-58	.741	27	88	115	2.3	63-1	53	37	3	31	267	5.2

CAREER HIGHS

Points	29, at Butler (11/8/24)
Rebounds	8, at Butler (11/8/24)
Assists	6, vs. Union (11/4/24)
Steals	4, Furman (12/13/22)*
Blocks	2, Miami (1/14/23)*
FG Made	13, at Butler (11/8/24)
FG Attempts	27, at Butler (11/8/24)
3FG Made	3, vs. Georgia St. (11/26/24)
3FG Attempts	6, at Tennessee (11/17/24)
FT Made	7, at ETSU (11/30/24)
FT Attempts	8, at ETSU (11/30/24)

*Previous four-year university

SEASON HIGHS

Points	29, at Butler (11/8/24)
Rebounds	8, at Butler (11/8/24)
Assists	6, vs. Union (11/4/24)
Steals	2, 4 times, vs. UTA (11/27/24)
Blocks	N/A
FG Made	13, at Butler (11/8/24)
FG Attempts	27, at Butler (11/8/24)
3FG Made	3, vs. Georgia St. (11/26/24)
3FG Attempts	6, at Tennessee (11/17/24)
FT Made	7, at ETSU (11/30/24)
FT Attempts	8, at ETSU (11/30/24)

5

JAVAR DANIEL

6-10 | Sophomore | Guard/Forward
Memphis, Tennessee | We Are United Prep



PLAYER NOTES

- Matched his career-high with three blocks against UT Arlington (11/27) in his third-straight start.
- Career-high 11 rebounds, six offensive rebounds in season's first start at Morehead State (11/20).
- Made his season debut in the Govs' win at Butler (11/8). Scored all six of his points to begin the second half against the Bulldogs. Also led the Govs with a pair of blocks in the performance.
- Mid-season freshman addition for the Governors last season.
- Appeared in eight games, making four starts.
- Averaged 3.0 points and 1.6 rebounds per game.
- Had a career-day against Lipscomb (1/13/24) with 15 points, five rebounds, and four assists against the Bison.
- After graduating from Bartlett High School, spent the 2023 fall semester at We Are United Prep.
- Majoring in leadership studies.

CAREER HIGHS

Points

15, at Lipscomb (12/13/24)

Rebounds

11, at Morehead St. (11/20/24)

Assists

4, at Lipscomb (12/13/24)

Steals

2, at Morehead St. (11/20/24)

Blocks

3, 2 times mr, vs. UTA (11/27/24)

FG Made

5, at Lipscomb (12/13/24)

FG Attempts

12, at Lipscomb (12/13/24)

3FG Made

1, North Alabama (1/18/24)

3FG Attempts

2, North Alabama (1/18/24)

FT Made

5, at Lipscomb (12/13/24)

FT Attempts

9, at Lipscomb (12/13/24)

SEASON HIGHS

Points

8, at Morehead St. (11/20/24)

Rebounds

11, at Morehead St. (11/20/24)

Assists

1, 3 times mr, at Ohio (12/19/24)

Steals

2, at Morehead St. (11/20/24)

Blocks

3, vs. UTA (11/27/24)

FG Made

4, at Morehead St. (11/20/24)

FG Attempts

7, at Morehead St. (11/20/24)

3FG Made

N/A

3FG Attempts

1, at Butler (11/8/24)

FT Made

1, vs. UTA (11/27/24)

FT Attempts

2, vs. UTA (11/27/24)

#5 DANIEL, Javar

Opponent	Date	GS	MIN	Total		3-Pointers		Free throws		Rebounds				PF	A	TO	BLK	STL	PTS	AVG
				FG-FGA	PCT	3FG-3FGA	PCT	FT-FTA	PCT	OFF	DEF	TOT	AVG							
at Butler	11/08/2024		15:52	3-6	.500	0-1	.000	0-0	.000	1	1	2	2.0	1	1	0	2	1	6	6.0
Chattanooga	11/11/2024		05:51	0-1	.000	0-0	.000	0-0	.000	1	2	3	2.5	1	0	0	1	1	0	3.0
at Tennessee	11/17/2024		07:44	1-1	1.000	0-0	.000	0-2	.000	0	1	1	2.0	2	0	0	0	0	2	2.7
at Morehead St.	11/20/2024	*	28:25	4-7	.571	0-0	.000	0-0	.000	6	5	11	4.3	3	0	0	1	2	8	4.0
vs Georgia St.	11/26/2024	*	25:20	0-3	.000	0-0	.000	1-2	.500	1	7	8	5.0	1	0	0	1	1	1	3.4
vs UT Arlington	11/27/2024	*	15:53	2-5	.400	0-0	.000	1-2	.500	1	3	4	4.8	1	0	1	3	0	5	3.7
at Samford	12/08/2024		11:21	0-0	.000	0-0	.000	3-4	.750	2	3	5	4.9	1	1	1	1	1	3	3.6
Southern Ill.	12/14/2024		03:06	0-0	.000	0-0	.000	0-0	.000	0	1	1	4.4	0	0	0	0	0	3.1	
at Ohio	12/18/2024		04:40	1-2	.500	0-0	.000	0-0	.000	1	0	1	4.0	0	1	0	0	0	2	3.0
Totals		3	118:12	11-25	.440	0-1	.000	5-10	.500	13	23	36	4.0	10	3	2	9	6	27	3.0

Player Averages

Games Played	Minutes/game	Points/game	FG Pct	3FG Pct	FT Pct	Rebounds/game	Assists/game	Turnovers/game	Assist/Turnover ratio	Steals/game	Blocks/game
9	13.1	3.0	44.0	0.0	50.0	4.0	0.3	0.2	1.5	0.7	1.0

DANIEL CAREER

SEASON	TEAM	GP-GS	MIN/AVG	Field Goals		3-Point		F-Throws		Rebounds				Scoring						
				FG-FGA	FG%	3FG-3FGA	3FG%	FT-FTA	FT%	OFF	DEF	TOT	AVG	PF-FO	A	TO	BLK	STL	PTS	AVG
2023-24	APSU	8-4	56/7.0	9-29	.310	1-8	.125	5-9	.556	3	10	13	1.6	5-0	6	1	6	1	24	3.0
2024-25	APSU	9-3	118/13.1	11-25	.440	0-1	.000	5-10	.500	13	23	36	4.0	10-0	3	2	9	6	27	3.0
TOTAL		17-7	174/10.3	20-54	.370	1-9	.111	10-19	.526	16	33	49	2.9	15-0	9	3	15	7	51	3.0

6

DANIEL LOOS

6-6 | Graduate Student | Forward

Clarksville, Tennessee | Clarksville Academy | Christian Brothers

PLAYER NOTES

- Made season's first start and had four points at ETSU (11/30) and has started each of last two games.
- Started in 12-of-30 games in the Governors' frontcourt last season.
- Fourth on the team with 40 offensive rebounds a season ago. Also was second on the team with a 60.0 field-goal percentage.
- Spent the 2020-23 seasons at Christian Brothers in Memphis where he started 44-of-66 games, including 42-of-52 throughout his sophomore and junior seasons.
- Prepped at Clarksville Academy under head coach Matt Wallace.
- Led CA to four-straight 25-win seasons while finishing his high school career with 2,135 points and 746 rebounds.
- Grandson of Dave Loos, who coached the Governors from 1990-17 and was Austin Peay's Athletics Director 1997-13... Dave Loos also is Austin Peay and the Ohio Valley Conference's all-time winningest men's basketball coach with 502 career victories, including 420 at Austin Peay.
- Graduated from Austin Peay in the spring of 2024 with a bachelor's degree in management. Currently working towards a master's degree in business administration.



CAREER HIGHS

- Points**
26, vs. Shorter (12/2/21)*
- Rebounds**
12, 2 times m.r. at Shorter (2/26/22)*
- Assists**
5, vs. Union (12/11/20)*
- Steals**
3, 2 times mr. at UTEP (11/17/23)
- Blocks**
1, 20 times mr, vs. UTA (11/27/24)
- FG Made**
11, at LeMoyné-Owen (11/23/21)*
- FG Attempts**
19, vs. Shorter (12/2/21)*
- 3FG Made**
N/A

- 3FG Attempts**
1, vs. Shorter (12/2/21)*
- FT Made**
6, vs. Shorter (12/2/21)*
- FT Attempts**
10, vs. Shorter (1/7/23)*
- *Previous four-year university

#6 LOOS, Daniel

Opponent	Date	GS	MIN	Total		3-Pointers		Free throws		Rebounds				PF	A	TO	BLK	STL	PTS	AVG
				FG-FGA	PCT	3FG-3FGA	PCT	FT-FTA	PCT	OFF	DEF	TOT	AVG							
Union (TN)	11/04/2024		12:42	1-1	1.000	0-0	.000	2-2	1.000	1	2	3	3.0	2	1	0	0	0	4	4.0
at Butler	11/08/2024		01:48	0-0	.000	0-0	.000	0-0	.000	1	0	1	2.0	1	0	0	0	0	2	2.0
Chattanooga	11/11/2024		06:54	1-1	1.000	0-0	.000	0-0	.000	0	0	0	1.3	0	0	0	1	0	2	2.0
at Tennessee	11/17/2024		02:43	0-0	.000	0-0	.000	0-0	.000	0	1	1	1.3	0	0	0	0	0	1.5	
vs Georgia St.	11/26/2024		08:48	0-0	.000	0-0	.000	0-0	.000	1	2	3	1.6	2	0	1	0	0	1.2	
vs UT Arlington	11/27/2024		08:38	1-2	.500	0-0	.000	0-0	.000	0	0	0	1.3	4	0	0	1	0	2	1.3
at ETSU	11/30/2024	*	20:46	1-2	.500	0-0	.000	2-2	1.000	2	4	6	2.0	4	0	1	0	0	4	1.7
at Samford	12/08/2024	*	07:56	0-2	.000	0-0	.000	0-0	.000	0	0	0	1.8	0	0	0	1	1	0	1.5
Totals			2 70:15	4-8	.500	0-0	.000	4-4	1.000	5	9	14	1.8	13	1	2	3	1	12	1.5

Player Averages

Games Played	Minutes/game	Points/game	FG Pct	3FG Pct	FT Pct	Rebounds/game	Assists/game	Turnovers/game	Assist/Turnover ratio	Steals/game	Blocks/game
8	8.8	1.5	50.0	0.0	100.0	1.8	0.1	0.3	0.5	0.1	0.4

LOOS CAREER

SEASON	TEAM	GP-GS	MIN/AVG	Field Goals		3-Point		F-Throws		Rebounds				Scoring						
				FG-FGA	FG%	3FG-3FGA	3FG%	FT-FTA	FT%	OFF	DEF	TOT	AVG	PF-FO	A	TO	BLK	STL	PTS	AVG
2020-21	CB	14-2	287/20.5	48-76	.632	0-0	.000	12-28	.429	15	34	49	3.5	34-3	11	19	3	7	108	7.7
2021-22	CB	26-21	666/25.6	149-248	.601	0-1	.000	36-81	.444	52	81	133	5.1	95-6	12	41	6	10	334	12.8
2022-23	CB	26-21	532/20.5	91-162	.562	0-0	.000	13-54	.241	55	74	129	5.0	77-5	17	52	10	9	195	7.5
2023-24	APSU	30-12	355/11.8	27-45	.600	0-0	.000	1-10	.100	40	45	85	2.8	61-5	11	15	4	19	55	1.8
2024-25	APSU	8-2	70/8.8	4-8	.500	0-0	.000	4-4	1.000	5	9	14	1.8	13-0	1	2	3	1	12	1.5
TOTAL FOR APSU	38-14	425/11.2	319-539	.592	0-0	.000	5-14	.357	45	54	99	2.6	74-5	12	17	7	20	67	1.8	
TOTAL	104-58	1911/18.4	319-539	.592	0-1	.000	66-177	.373	167	243	410	3.9	280-19	52	129	26	46	704	6.8	

SEASON HIGHS

- Points**
4, 2 times mr, at ETSU (11/30/24)
- Rebounds**
6, at ETSU (11/30/24)
- Assists**
1, vs. Union (11/4/24)
- Steals**
N/A
- Blocks**
1, vs. UTA (11/27/24)
- FG Made**
1, 3 times mr, at ETSU (11/30/24)
- FG Attempts**
2, 2 times mr., at ETSU (11/30/24)
- 3FG Made**
N/A
- 3FG Attempts**
N/A
- FT Made**
2, 2 times mr, at ETSU (11/30/24)
- FT Attempts**
2, 2 times mr, at ETSU (11/30/24)

7 AKILI EVANS

6-5 | Redshirt Junior | Guard/Forward
Waterbury, Connecticut | Lee Academy Prep | Moberly Are CC



PLAYER NOTES

- Returned from injury and made season's first start at Samford (12/8) in 10-point, 4-rebound, 3-assist, 3-steal performance.
- Comes from Moberly Area Community College where he was teammates with fellow newcomer, Tekao Carpenter.
- Started 17-of-27 games for the Greyhounds a season ago, averaging 10.6 points and 6.3 rebounds per game.
- Scored in double figures 13 times with three 20-point games.
- Spent his redshirt freshman seasons at Georgia Highlands Community College where he started 28-of-33 games and averaged 13.4 points and 3.7 rebounds per game while shooting 49.7% and 70.1% from the field and free throw line, respectively.
- Began his collegiate career at Sacramento State, where his freshman season was cut short to just four games due injury.
- Spent his senior year of high school at Lee Academy Prep, averaging 22.1 points, 6.0 rebounds, and 5.1 assists per game.
- Prior to his seasons at LAP, was a three-year varsity letterwinner at Holy Cross High School in his home town of Waterbury, Connecticut.
- Majoring in psychological science.

CAREER HIGHS

- Points**
10, at Samford (12/8/24)
 - Rebounds**
4, 2 times mr, vs. SIU (12/14/24)
 - Assists**
3, at Samford (12/8/24)
 - Steals**
3, at Samford (12/8/24)
 - Blocks**
1, at Ohio (12/19/24)
 - FG Made**
4, 2 times mr, at Samford (12/8/24)
 - FG Attempts**
13, at Samford (12/8/24)
 - 3FG Made**
2, at Samford (12/8/24)
 - 3FG Attempts**
6, at Samford (12/8/24)
 - FT Made**
2, William Jessup (11/9/21)*
 - FT Attempts**
2, William Jessup (11/9/21)*
- *Previous four-year university

#7 EVANS, Akili

Opponent	Date	GS	MIN	Total		3-Pointers		Free throws		Rebounds				Scoring						
				FG-FGA	PCT	3FG-3FGA	PCT	FT-FTA	PCT	OFF	DEF	TOT	AVG	PF	A	TO	BLK	STL	PTS	AVG
at Samford	12/08/2024	*	35:48	4-13	.308	2-6	.333	0-0	.000	1	3	4	4.0	3	3	4	0	3	10	10.0
Southern Ill.	12/14/2024	*	24:08	1-5	.200	0-3	.000	0-0	.000	0	4	4	4.0	3	2	3	0	0	2	6.0
at Ohio	12/18/2024	*	12:56	2-4	.500	0-2	.000	0-0	.000	0	1	1	3.0	1	2	0	1	0	4	5.3
Totals			72:52	7-22	.318	2-11	.182	0-0	.000	1	8	9	3.0	7	7	1	3	16	5.3	

Player Averages

Games Played	Minutes/game	Points/game	FG Pct	3FG Pct	FT Pct	Rebounds/game	Assists/game	Turnovers/game	Assist/Turnover ratio	Steals/game	Blocks/game
3	24.3	5.3	31.8	18.2	0.0	3.0	2.3	2.3	1.0	1.0	0.3

EVANS CAREER

SEASON	TEAM	GP-GS	MIN/AVG	Field Goals		3-Point		F-Throws		Rebounds				Scoring						
				FG-FGA	FG%	3FG-3FGA	3FG%	FT-FTA	FT%	OFF	DEF	TOT	AVG	PF-FO	A	TO	BLK	STL	PTS	AVG
2021-22	SacSt	4-0	37/9.3	7-16	.438	1-6	.167	3-4	.750	2	3	5	1.3	6-1	3	2	0	1	18	4.5
2024-25	APSU	3-3	73/24.3	7-22	.318	2-11	.182	0-0	.000	1	8	9	3.0	7-0	7	7	1	3	16	5.3
TOTAL FOR APSU	3-3	73/24.3	7-22	.318	2-11	.182	0-0	.000	1	8	9	3.0	7-0	7	7	1	3	16	5.3	
TOTAL	7-3	110/15.7	14-38	.368	3-17	.176	3-4	.750	3	11	14	2.0	13-1	10	9	1	4	34	4.9	

10 TERRELL GAINES

5-8 | Freshman | Guard
West Plains, Missouri | Liberty High School



PLAYER NOTES

- Career day at Samford (12/18) with 6 points, 2 rebounds, 1 steal and 20 minutes played.
- Scored first-career basket off an offensive rebound and layup at ETSU (11/30).
- Scored two points off free throws in career debut against Union (11/4).
- All-time scoring leader at Liberty High School with 2,514 points.
- A Class 3 All-State selection during his senior season.
- Helped lead LHS to a Class 3 District 10 Championship appearance.
- Undecided major.

#10 GAINES, Terrell

Opponent	Date	GS	MIN	Total		3-Pointers		Free throws		Rebounds				PF	A	TO	BLK	STL	PTS	AVG
				FG-FGA	PCT	3FG-3FGA	PCT	FT-FTA	PCT	OFF	DEF	TOT	AVG							
Union (TN)	11/04/2024		01:37	0-0	.000	0-0	.000	2-2	1.000	0	0	0	0.0	0	0	0	0	0	2	2.0
at Butler	11/08/2024		00:09	0-0	.000	0-0	.000	0-1	.000	0	0	0	0.0	0	0	0	0	0	1.0	
at Tennessee	11/17/2024		00:14	0-0	.000	0-0	.000	0-0	.000	0	0	0	0.0	0	0	0	0	0	0.7	
at ETSU	11/30/2024		09:37	1-3	.333	0-1	.000	1-2	.500	1	0	1	0.3	1	0	1	0	0	3	1.3
at Samford	12/08/2024		00:52	0-0	.000	0-0	.000	0-0	.000	0	0	0	0.2	0	1	0	0	0	1.0	
at Ohio	12/18/2024		20:08	1-4	.250	1-2	.500	3-4	.750	0	2	2	0.5	0	1	2	0	1	6	1.8
Totals		0	32:36	2-7	.286	1-3	.333	6-9	.667	1	2	3	0.5	1	2	3	0	1	11	1.8

Player Averages

Games Played	Minutes/ game	Points/ game	FG Pct	3FG Pct	FT Pct	Rebounds/ game	Assists/ game	Turnovers/ game	Assist/Turnover ratio	Steals/ game	Blocks/ game
6	5.4	1.8	28.6	33.3	66.7	0.5	0.3	0.5	0.7	0.2	0.0

GAINES CAREER

SEASON TEAM	GP-GS	MIN/AVG	Field Goals		3-Point		F-Throws		Rebounds				Scoring						
			FG-FGA	FG%	3FG-3FGA	3FG%	FT-FTA	FT%	OFF	DEF	TOT	AVG	PF-FO	A	TO	BLK	STL	PTS	AVG
2024-25 APSU	6-0	33/5.4	2-7	.286	1-3	.333	6-9	.667	1	2	3	0.5	1-0	2	3	0	1	11	1.8
TOTAL	6-0	33/5.4	2-7	.286	1-3	.333	6-9	.667	1	2	3	0.5	1-0	2	3	0	1	11	1.8

CAREER HIGHS

Points
6, at Ohio (12/19/24)

Rebounds
2, at Ohio (12/19/24)

Assists
1, 2 times mr, at Ohio (12/19/24)

Steals
1, at Ohio (12/19/24)

Blocks
N/A

FG Made
1, 2 times mr, at Ohio (12/19/24)

FG Attempts
4, at Ohio (12/19/24)

3FG Made
1, at Ohio (12/19/24)

3FG Attempts
2, at Ohio (12/19/24)

FT Made
3, at Ohio (12/19/24)

FT Attempts
4, at Ohio (12/19/24)

SEASON HIGHS

Points
6, at Ohio (12/19/24)

Rebounds
2, at Ohio (12/19/24)

Assists
1, 2 times mr, at Ohio (12/19/24)

Steals
1, at Ohio (12/19/24)

Blocks
N/A

FG Made
1, 2 times mr, at Ohio (12/19/24)

FG Attempts
4, at Ohio (12/19/24)

3FG Made
1, at Ohio (12/19/24)

3FG Attempts
2, at Ohio (12/19/24)

FT Made
3, at Ohio (12/19/24)

FT Attempts
4, at Ohio (12/19/24)

11

ME'KELL BURRIES

6-3 | Graduate Student | Guard

Newport, Kentucky | Newport High School | Lincoln Memorial



PLAYER NOTES

- Scored his first points as a Governor in 7-minute outing at #9 Tennessee (11/17) with three points and two rebounds.
- Made Austin Peay debut in four-minute performance against Union (11/4).
- Comes to Clarksville after spending the last five seasons at Lincoln Memorial where he appeared in 113 games.
- After redshirting as a freshman and averaging 2.2 points per game in his first playing season, he averaged 13.2 points, 3.1 rebounds, and 2.2 assists per game as a redshirt sophomore while shooting 49.5% from the field and 45.1% from three-point range.
- Was named a Third Team All-South Atlantic Conference selection last season after averaging 14.9 points per game.
- Graduated high school from Newport High school in Newport, Kentucky where he averaged 21.5 points, 7.0 rebounds, 2.6 assists, and 1.5 steals per game as a senior.
- Led the Wildcats to a 36th District Championship in 2017-18, the first district title for Newport since 1985.
- Ranked the No. 32 guard in the state of Kentucky by MaxPreps and a two-star recruit by Verbal Commits.
- Earned a bachelor's degree from Lincoln Memorial in general studies in the spring of 2024. Currently

CAREER HIGHS

Points
37, at Alabama Huntsville (11/17/23)*

Rebounds
10, at Tusculum (1/25/23)*

Assists
7, Emory & Henry (2/7/24)*

Steals
4, Newberry (12/2/23)*

Blocks
2, Emory & Henry (2/7/24)*

FG Made
14, at Alabama Huntsville (11/17/23)*

FG Attempts
20, at Coker (1/6/24)*

3FG Made
9, Alabama Huntsville (11/17/23)*

3FG Attempts
13, Alabama Huntsville (11/17/23)*

FT Made
2 times m.r. 8, Anderson (1/27/24)*

FT Attempts
9, Anderson (1/27/24)*

SEASON HIGHS

Points
3, 2 times mr. at ETSU (11/30/24)

Rebounds
2, 2 times mr, at Ohio (12/19/24)

Assists
N/A

Steals
N/A

Blocks
N/A

FG Made
1, 2 times mr. at ETSU (11/30/24)

FG Attempts
2, 3 times mr, at Ohio (12/19/24)

3FG Made
1, 2 times mr. at ETSU (11/30/24)

3FG Attempts
2, 2 times mr. at ETSU (11/30/24)

FT Made
N/A

FT Attempts
N/A

#11 BURRIES, Me'Kell

Opponent	Date	GS	MIN	Total		3-Pointers		Free throws		Rebounds				PF	A	TO	BLK	STL	PTS	AVG
				FG-FGA	PCT	3FG-3FGA	PCT	FT-FTA	PCT	OFF	DEF	TOT	AVG							
Union (TN)	11/04/2024		03:52	0-1	.000	0-1	.000	0-0	.000	0	0	0	0.0	0	0	1	0	0	0	0.0
at Tennessee	11/17/2024		07:10	1-2	.500	1-2	.500	0-0	.000	1	1	2	1.0	1	0	1	0	0	3	1.5
at Morehead St.	11/20/2024		02:12	0-0	.000	0-0	.000	0-0	.000	0	0	0	0.7	0	0	0	0	0	1.0	
vs UT Arlington	11/27/2024		00:19	0-1	.000	0-1	.000	0-0	.000	0	0	0	0.5	0	0	0	0	0	0.8	
at ETSU	11/30/2024		04:29	1-2	.500	1-2	.500	0-0	.000	0	0	0	0.4	0	0	0	0	3	1.2	
at Samford	12/08/2024		00:52	0-0	.000	0-0	.000	0-0	.000	0	0	0	0.3	0	0	0	0	1.0		
Southern Ill.	12/14/2024		00:44	0-0	.000	0-0	.000	0-0	.000	0	0	0	0.3	1	0	0	0	0.9		
at Ohio	12/18/2024		08:24	0-2	.000	0-2	.000	0-0	.000	0	2	2	0.5	2	0	0	0	0.8		
Totals		0	28:02	2-8	.250	2-8	.250	0-0	.000	1	3	4	0.5	4	0	2	0	0	6	0.8

Player Averages

Games Played	Minutes/game	Points/game	FG Pct	3FG Pct	FT Pct	Rebounds/game	Assists/game	Turnovers/game	Assist/Turnover ratio	Steals/game	Blocks/game
8	3.5	0.8	25.0	25.0	0.0	0.5	0.0	0.3	0.0	0.0	0.0

BURRIES CAREER

SEASON	TEAM	GP-GS	MIN/AVG	Field Goals		3-Point		F-Throws		Rebounds				Scoring						
				FG-FGA	FG%	3FG-3FGA	3FG%	FT-FTA	FT%	OFF	DEF	TOT	AVG	PF-FO	A	TO	BLK	STL	PTS	AVG
2020-21	LM	18-0	89/4.9	15-32	.469	6-19	.316	4-4	1.000	3	20	23	1.3	10-0	8	10	2	2	40	2.2
2021-22	LM	31-20	835/26.9	143-289	.495	73-162	.451	50-65	.769	12	83	95	3.1	45-0	68	63	11	20	409	13.2
2022-23	LM	34-21	789/23.2	155-323	.480	72-183	.393	31-37	.838	9	101	110	3.2	48-0	43	68	4	25	413	12.1
2023-24	LM	30-21	813/27.1	164-337	.487	75-178	.421	44-57	.772	10	82	92	3.1	60-1	56	60	17	19	447	14.9
2024-25	APSU	8-0	28/3.5	2-8	.250	2-8	.250	0-0	.000	1	3	4	0.5	4-0	0	2	0	0	6	0.8
TOTAL FOR APSU	8-0	28/3.5	2-8	.250	2-8	.250	0-0	.000	1	3	4	0.5	4-0	0	2	0	0	6	0.8	
TOTAL	121-62	2553/21.1	479-989	.484	228-550	.415	129-163	.791	35	289	324	2.7	167-1	175	203	34	66	1315	10.9	

12

ANTON BROOKSHIRE

6-2 | Redshirt Junior | Guard
Milwaukee, Wisconsin | Kickapoo HS | Iona



PLAYER NOTES

- Has started a career-high five gamrs this season.
- Scored in double figures for the first time as a Governor with 13 points and a career-high five assists against UT Arlington (11/27).
- Tied with LJ Thomas for a team-best 10 steals.
- Made Austin Peay debut and APSU starting debut in five-point, two-steal performance against Union (11/4).
- Redshirted during his junior season at Austin Peay.
- Transferred to Austin Peay prior to the 2023-24 season after spending his sophomore season at Iona.
- Made 32 appearances off the bench for the Gaels, who won the Metro Atlantic Athletic Conference Regular-Season and Tournament Championship to earn a spot in the 2023 NCAA Tournament.
- Averaged 4.2 points per game while shooting 43.1% from the field and 38.8% from three-point range for Iona.
- Spent his freshman season at Missouri where he played in 18 games, making three starts.
- Was a Top 100 high school recruit out of Kickapoo High School and the No. 2 recruit out of Missouri by ESPN.
- Played prep ball alongside current teammate Isaac Haney.
- Averaged 18.2 points and 5.4 assists per game as a senior.
- Named a 2021 McDonald's All-American.

CAREER HIGHS

- Points**
22, at Saint Peter's (2/19/223)*
- Rebounds**
6, vs. Georgia St. (11/26/24)
- Assists**
5, vs. UTA (11/27/24)
- Steals**
3, at Butler (11/8/24)
- Blocks**
1, 2 times, m.r. vs. Quinnipiac (1/29/23)*
- FG Made**
8, at Saint Peter's (2/19/23)*
- FG Attempts**
14, vs. UTA (11/27/24)
- 3FG Made**
4, 3 times, m.r. vs. Siena (2/26/23)*
- 3FG Attempts**
10, at Quinnipiac (1/8/23)*
- FT Made**
3, vs. Fairfield (1/13/23)*
- FT Attempts**
4, vs. Fairfield (1/13/23)*
- *Previous four-year university

#12 BROOKSHIRE, Anton

Opponent	Date	GS	MIN	Total		3-Pointers		Free throws		Rebounds				PF	A	TO	BLK	STL	PTS	AVG
				FG-FGA	PCT	3FG-3FGA	PCT	FT-FTA	PCT	OFF	DEF	TOT	AVG							
Union (TN)	11/04/2024	*	17:43	2-4	.500	1-2	.500	0-0	.000	0	1	1	1.0	2	2	1	0	2	5	5.0
at Butler	11/08/2024		24:23	1-4	.250	0-2	.000	1-2	.500	0	4	4	2.5	1	1	0	0	3	3	4.0
Chattanooga	11/11/2024		12:45	1-2	.500	1-2	.500	0-0	.000	0	1	1	2.0	2	1	0	0	0	3	3.7
at Tennessee	11/17/2024		25:25	0-4	.000	0-3	.000	0-0	.000	0	1	1	1.8	2	3	2	0	2	0	2.8
at Morehead St.	11/20/2024		06:42	0-1	.000	0-1	.000	0-0	.000	0	0	0	1.4	1	1	0	0	0	0	2.2
vs Georgia St.	11/26/2024	*	40:00	3-5	.600	1-3	.333	1-2	.500	0	6	6	2.2	2	1	2	0	2	8	3.2
vs UT Arlington	11/27/2024	*	40:00	5-14	.357	3-9	.333	0-0	.000	0	3	3	2.3	3	5	2	0	1	13	4.6
at ETSU	11/30/2024	*	25:02	1-5	.200	0-2	.000	0-0	.000	0	2	2	2.3	1	1	3	0	0	2	4.3
at Samford	12/08/2024	*	29:49	1-4	.250	0-3	.000	0-0	.000	1	2	3	2.3	0	1	1	0	1	2	4.0
Southern Ill.	12/14/2024		17:06	0-1	.000	0-0	.000	0-0	.000	0	2	2	2.3	1	3	2	0	1	0	3.6
at Ohio	12/18/2024	*	14:49	2-2	1.000	2-2	1.000	0-0	.000	0	1	1	2.2	2	1	1	0	0	6	3.8
Totals			6 253:45	16-46	.348	8-29	.276	2-4	.500	1	23	24	2.2	17	20	14	0	12	42	3.8

Player Averages

Games Played	Minutes/game	Points/game	FG Pct	3FG Pct	FT Pct	Rebounds/game	Assists/game	Turnovers/game	Assist/Turnover ratio	Steals/game	Blocks/game
11	23.1	3.8	34.8	27.6	50.0	2.2	1.8	1.3	1.4	1.1	0.0

BROOKSHIRE CAREER

SEASON	TEAM	GP-GS	MIN/AVG	Field Goals		3-Point		F-Throws		Rebounds				Scoring						
				FG-FGA	FG%	3FG-3FGA	3FG%	FT-FTA	FT%	OFF	DEF	TOT	AVG	PF-FO	A	TO	BLK	STL	PTS	AVG
2021-22	MO	18-3	160/8.9	9-34	.265	4-26	.154	5-6	.833	1	13	14	0.8	14-0	14	16	0	6	27	1.5
2022-23	Iona	32-0	304/9.5	47-109	.431	31-80	.388	8-9	.889	6	29	35	1.1	19-0	13	10	2	6	133	4.2
2024-25	APSU	11-6	254/23.1	16-46	.348	8-29	.276	2-4	.500	1	23	24	2.2	17-0	20	14	0	12	42	3.8
TOTAL FOR APSU		11-6	254/23.1	16-46	.348	8-29	.276	2-4	.500	1	23	24	2.2	17-0	20	14	0	12	42	3.8
TOTAL		61-9	718/11.8	72-189	.381	43-135	.319	15-19	.789	8	65	73	1.2	50-0	47	40	2	24	202	3.3

- Blocks**
N/A
- FG Made**
5, vs. UTA (11/27/24)
- FG Attempts**
14, vs. UTA (11/27/24)
- 3FG Made**
3, vs. UTA (11/27/24)
- 3FG Attempts**
9, vs. UTA (11/27/24)
- FT Made**
1, 2 times mr v. GSU (11/26/24)
- FT Attempts**
2, 2 times mr v. GSU (11/26/24)

14

DARIUS DAWSON

6-6 | Senior | Guard/Forward

Sumter, South Carolina | West Florence High School | Missouri Southern



PLAYER NOTES

- Led APSU with a seasonbest seven rebounds last time out against Southern Illinois (12/14).
- Season-high and team-best 18 points at Samford.
- Season-high two blocks in two-point game at Morehead State (11/20).
- Made Austin Peay debut in 12-point, three-rebound game against Union (11/4), going 4-for-4 from the line.
- Comes to Clarksville after spending last season at Missouri Southern where he was Second Team All-MIAA selection.
- Averaged 14.0 points, 6.4 rebounds, and 1.1 blocks per game.
- Scored 20-plus points six times while shooting 53.9% from the field and 43.4% from three-point range.
- Spent just true junior seasons at Mississippi Gulf Coast Community College, where he averaged 13.9 points and 7.5 rebounds per game while shooting 57.0% from the field.
- Went to Francis Marion in 2021-22, appearing in 14 games and averaging 8.2 points and 6.9 rebounds per game. Shot 40.7% from the field and 41.3% from three-point range.
- Began his collegiate career at Marion Military Institute, making 27 starts in 28 games, averaging 12.3 points, 9.0 rebounds, and 2.0 blocks per game while shooting 55.7% from the field.
- Majoring in general studies.

#14 DAWSON, Darius

Opponent	Date	GS	MIN	Total		3-Pointers		Free throws		Rebounds				PF	A	TO	BLK	STL	PTS	AVG	
				FG-FGA	PCT	3FG-3FGA	PCT	FT-FTA	PCT	OFF	DEF	TOT	AVG								
Union (TN)	11/04/2024		14:05	4-7	.571	0-0	.000	4-4	1.000	2	1	3	3.0	1	0	0	0	0	12	12.0	
at Butler	11/08/2024		04:52	1-2	.500	0-1	.000	0-0	.000	0	1	1	2.0	0	0	0	0	0	2	7.0	
Chattanooga	11/11/2024		08:19	0-2	.000	0-0	.000	0-0	.000	0	2	2	2.0	1	3	1	0	0	0	4.7	
at Tennessee	11/17/2024		03:00	0-0	.000	0-0	.000	0-0	.000	1	0	1	1.8	1	0	0	0	0	0	3.5	
at Morehead St.	11/20/2024		11:31	1-3	.333	0-0	.000	0-0	.000	0	0	0	1.4	3	0	1	2	1	2	3.2	
vs Georgia St.	11/26/2024		01:19	0-0	.000	0-0	.000	2-2	1.000	0	0	0	1.2	0	0	0	0	0	2	3.0	
vs UT Arlington	11/27/2024		07:54	0-1	.000	0-0	.000	0-0	.000	1	0	1	1.1	1	0	0	0	0	0	2.6	
at ETSU	11/30/2024		06:29	1-2	.500	0-0	.000	0-2	.000	1	0	1	1.1	2	0	0	0	0	2	2.5	
at Samford	12/08/2024		15:22	7-11	.636	0-0	.000	4-5	.800	1	1	2	1.2	4	0	2	0	0	18	4.2	
Southern Ill.	12/14/2024		15:52	0-1	.000	0-0	.000	2-3	.667	3	4	7	1.8	1	0	0	1	0	2	4.0	
at Ohio	12/18/2024		04:44	1-4	.250	0-0	.000	0-2	.000	2	1	3	1.9	0	0	0	1	0	2	3.8	
Totals			0	93:27	15-33	.455	0-1	.000	12-18	.667	11	10	21	1.9	14	3	4	4	1	42	3.8

Player Averages

Games Played	Minutes/game	Points/game	FG Pct	3FG Pct	FT Pct	Rebounds/game	Assists/game	Turnovers/game	Assist/Turnover ratio	Steals/game	Blocks/game
11	8.5	3.8	45.5	0.0	66.7	1.9	0.3	0.4	0.8	0.1	0.4

DAWSON CAREER

SEASON	TEAM	GP-GS	MIN/AVG	Field Goals		3-Point		F-Throws		Rebounds				Scoring						
				FG-FGA	FG%	3FG-3FGA	3FG%	FT-FTA	FT%	OFF	DEF	TOT	AVG	PF-FO	A	TO	BLK	STL	PTS	AVG
2020-21	FMU	14-14	452/32.3	44-108	.407	19-46	.413	8-13	.615	23	74	97	6.9	38-2	23	20	18	14	115	8.2
2023-24	MSSU	29-28	877/30.2	146-271	.539	23-53	.434	91-115	.791	42	143	185	6.4	73-0	30	68	32	21	406	14.0
2024-25	APSU	11-0	93/8.5	15-33	.455	0-1	.000	12-18	.667	11	10	21	1.9	14-0	3	4	4	1	42	3.8
TOTAL FOR APSU		11-0	93/8.5	15-33	.455	0-1	.000	12-18	.667	11	10	21	1.9	14-0	3	4	4	1	42	3.8
TOTAL		54-42	1422/26.3	205-412	.498	42-100	.420	111-146	.760	76	227	303	5.6	125-2	56	92	54	36	563	10.4

CAREER HIGHS

- Points**
29, at Central Mo. (12/14/23)*
- Rebounds**
14, S.C. Aiken (1/20/21)*
- Assists**
3, 2 times mr, vs. UTC (11/11/24)
- Steals**
3, at Drury (11/22/23)*
- Blocks**
4, Central Mo. (2/10/24)*
- FG Made**
11, Rogers St. (1/27/24)*
- FG Attempts**
19, at Pitt St. (1/6/24)*
- 3FG Made**
3, Lander (2/13/21)*
- 3FG Attempts**
8, Lander (2/13/21)*
- FT Made**
14, Lincoln (Mo.) (2/8/24)*
- FT Attempts**
16, Lincoln (Mo.) (2/8/24)*

SEASON HIGHS

- Points**
18, at Samford (12/8/24)
- Rebounds**
7, vs. SIU (12/14/24)
- Assists**
3, vs. UTC (11/11/24)
- Steals**
1, at Morehead St. (11/20/24)
- Blocks**
2, at Morehead St. (11/20/24)
- FG Made**
7, at Samford (12/8/24)
- FG Attempts**
11, at Samford (12/8/24)
- 3FG Made**
N/A
- 3FG Attempts**
1, at Butler (11/8/24)
- FT Made**
4, 2 times mr, at Samford (12/8/24)
- FT Attempts**
5, at Samford (12/8/24)

20

QUAN LAX

6-2 | Redshirt Junior | Guard

Bolivar, Tennessee | Bolivar Central High School | Freed-Hardeman



PLAYER NOTES

- Only Governors to start all 10 games this season.
- Scored in double figures for the first time as a Governor in a 10-point performance against UT Arlington (11/27) in which he also hauled in a career-best seven rebounds to lead the Govs in boards against the Mavericks.
- Made Austin Peay debut and Austin Peay starting debut in 26-minute, six-point performance against Union (11/4).
- A 2023-24 NAIA National Champion and First Team All-American from Freed-Hardeman, where he spent the previous seasons.
- Was a three-time Mid-South Conference Champion for the Lions.
- Led FHU with 13.4 points per game during his redshirt sophomore seasons while also leading the conference with 123 assists across 33 appearances.
- Had a 2.08 assist-turnover ratio last season, while having at least six assists seven times.
- Shot 50.2% from the field, 37.4% from three-point range, and 75.7% from the charity stripe in 2023-24. Also led FHU with 49 steals.
- Prepped at Bolivar Central High School, where he was a 1000-point scorer and led BCHS to a Division I Class AA State Championship his senior season.
- Majoring in general studies.

#20 LAX, Quan

Opponent	Date	GS	MIN	Total		3-Pointers		Free throws		Rebounds				PF	A	TO	BLK	STL	PTS	AVG	
				FG-FGA	PCT	3FG-3FGA	PCT	FT-FTA	PCT	OFF	DEF	TOT	AVG								
Union (TN)	11/04/2024	*	25:49	2-7	.286	2-5	.400	0-0	.000	0	0	0	0.0	2	0	2	0	0	6	6.0	
at Butler	11/08/2024	*	29:06	3-8	.375	1-3	.333	2-3	.667	1	2	3	1.5	5	1	0	0	1	9	7.5	
Chattanooga	11/11/2024	*	31:14	2-5	.400	1-4	.250	3-3	1.000	1	0	1	1.3	3	1	1	0	0	8	7.7	
at Tennessee	11/17/2024	*	25:26	1-5	.200	0-2	.000	2-2	1.000	0	2	2	1.5	4	2	2	0	0	4	6.8	
at Morehead St.	11/20/2024	*	36:21	1-6	.167	0-2	.000	2-2	1.000	0	5	5	2.2	2	2	0	0	1	4	6.2	
vs Georgia St.	11/26/2024	*	40:00	1-4	.250	0-0	.000	4-4	1.000	1	2	3	2.3	1	3	1	0	1	6	6.2	
vs UT Arlington	11/27/2024	*	37:31	4-7	.571	0-1	.000	2-2	1.000	2	5	7	3.0	5	5	2	0	1	10	6.7	
at ETSU	11/30/2024	*	37:59	3-11	.273	1-2	.500	0-0	.000	0	1	1	2.8	4	5	1	1	2	7	6.8	
at Samford	12/08/2024	*	31:01	2-4	.500	0-1	.000	0-0	.000	1	5	6	3.1	4	1	4	0	1	4	6.4	
Southern Ill.	12/14/2024	*	29:54	2-3	.667	1-2	.500	0-0	.000	1	5	6	3.4	3	1	3	0	3	5	6.3	
at Ohio	12/18/2024	*	11:38	1-2	.500	0-1	.000	0-0	.000	1	0	1	3.2	3	0	2	0	0	2	5.9	
Totals			11	335:58	22-62	.355	6-23	.261	15-16	.938	8	27	35	3.2	36	21	18	1	10	65	5.9

Player Averages

Games Played	Minutes/game	Points/game	FG Pct	3FG Pct	FT Pct	Rebounds/game	Assists/game	Turnovers/game	Assist/Turnover ratio	Steals/game	Blocks/game
11	30.5	5.9	35.5	26.1	93.8	3.2	1.9	1.6	1.2	0.9	0.1

LAX CAREER

SEASON	TEAM	GP-GS	MIN/AVG	Field Goals		3-Point		F-Throws		Rebounds				Scoring						
				FG-FGA	FG%	3FG-3FGA	3FG%	FT-FTA	FT%	OFF	DEF	TOT	AVG	PF-FO	A	TO	BLK	STL	PTS	AVG
2024-25	APSU	11-11	336/30.5	22-62	.355	6-23	.261	15-16	.938	8	27	35	3.2	36-2	21	18	1	10	65	5.9
TOTAL		11-11	336/30.5	22-62	.355	6-23	.261	15-16	.938	8	27	35	3.2	36-2	21	18	1	10	65	5.9

CAREER HIGHS

Points

26, Campbellsville (2/17/24)*

Rebounds

7, vs. UTA (11/27/24)

Assists

9, Xavier (11/20/23)*

Steals

8, Wilberforce (12/17/22)

Blocks

2, SAGU (11/21/23)*

FG Made

9, Campbellsville (2/17/24)*

FG Attempts

14, Campbellsville (3/3/24)*

3FG Made

7, Campbellsville (2/17/24)*

3FG Attempts

8, Campbellsville (2/17/24)*

FT Made

10, The Masters (3/21/24)*

FT Attempts

13, Langston (3/26/24)*

*Previous four-year university

SEASON HIGHS

Points

10, vs. UTA (11/27/24)

Rebounds

7, vs. UTA (11/27/24)

Assists

5, 2 times mr. at ETSU (11/30/24)

Steals

3, vs. SIU (12/14/24)

Blocks

1, at ETSU (11/30/24)

FG Made

4, vs. UTA (11/27/24)

FG Attempts

11, at ETSU (11/30/24)

3FG Made

2, vs. Union (11/4/24)

3FG Attempts

5, vs. Union (11/4/24)

FT Made

3, vs. UTC (11/11/24)

FT Attempts

3, 2 times mr, vs. UTC (11/11/24)

22

BOWEN HAMMER

6-8 | Freshman | Guard/Forward
Santa Clara, Utah | Fairmont Prep Academy



PLAYER NOTES

- First-career three-pointer came from the right wing against ETSU (11/30)
- First-career rebound, block vs. Georgia State (11/26).
- Played 4:32 in collegiate debut against Union (11/4).
- Comes to Clarksville after prepping at Fairmont Prep Academy where he averaged 25.0 points and 10.0 rebounds per game under head coach Joedy Gardner.
- Named the San Joaquin Region Most Valuable Player and a First Team All-State selection during his junior and senior seasons.
- Was a First Team All-Orange County selection during his senior season.
- Played summer ball for the Dream Vision and head coach Clayton Williams

#22 HAMMER, Bowen

Opponent	Date	GS	MIN	Total		3-Pointers		Free throws		Rebounds				PF	A	TO	BLK	STL	PTS	AVG
				FG-FGA	PCT	3FG-3FGA	PCT	FT-FTA	PCT	OFF	DEF	TOT	AVG							
Union (TN)	11/04/2024		04:32	0-2	.000	0-2	.000	0-0	.000	0	0	0	0.0	1	0	0	0	0	0	0.0
at Tennessee	11/17/2024		00:14	0-0	.000	0-0	.000	0-0	.000	0	0	0	0.0	0	0	0	0	0	0	0.0
vs Georgia St.	11/26/2024		00:58	0-0	.000	0-0	.000	0-0	.000	0	1	1	0.3	0	0	0	1	0	0	0.0
vs UT Arlington	11/27/2024		00:30	0-0	.000	0-0	.000	0-0	.000	0	0	0	0.3	0	0	0	0	0	0	0.0
at ETSU	11/30/2024		08:39	1-4	.250	1-4	.250	0-0	.000	0	0	0	0.2	2	0	0	0	0	3	0.6
Totals		0	14:54	1-6	.167	1-6	.167	0-0	.000	0	1	1	0.2	3	0	0	1	0	3	0.6

Player Averages

Games Played	Minutes/game	Points/game	FG Pct	3FG Pct	FT Pct	Rebounds/game	Assists/game	Turnovers/game	Assist/Turnover ratio	Steals/game	Blocks/game
5	3.0	0.6	16.7	16.7	0.0	0.2	0.0	0.0	0.0	0.0	0.2

HAMMER CAREER

SEASON	TEAM	GP-GS	MIN/AVG	Field Goals		3-Point		F-Throws		Rebounds				Scoring						
				FG-FGA	FG%	3FG-3FGA	3FG%	FT-FTA	FT%	OFF	DEF	TOT	AVG	PF-FO	A	TO	BLK	STL	PTS	AVG
2024-25	APSU	5-0	15/3.0	1-6	.167	1-6	.167	0-0	.000	0	1	1	0.2	3-0	0	0	1	0	3	0.6
TOTAL		5-0	15/3.0	1-6	.167	1-6	.167	0-0	.000	0	1	1	0.2	3-0	0	0	1	0	3	0.6

CAREER HIGHS

Points

3, at ETSU (11/30/24)

Rebounds

1, vs. Georgia St. (11/26/24)

Assists

N/A

Steals

N/A

Blocks

1, vs. Georgia St. (11/26/24)

FG Made

1, at ETSU (11/30/24)

FG Attempts

4, at ETSU (11/30/24)

3FG Made

1, at ETSU (11/30/24)

3FG Attempts

4, at ETSU (11/30/24)

FT Made

N/A

FT Attempts

N/A

SEASON HIGHS

Points

3, at ETSU (11/30/24)

Rebounds

1, vs. Georgia St. (11/26/24)

Assists

N/A

Steals

N/A

Blocks

1, vs. Georgia St. (11/26/24)

FG Made

1, at ETSU (11/30/24)

FG Attempts

4, at ETSU (11/30/24)

3FG Made

1, at ETSU (11/30/24)

3FG Attempts

4, at ETSU (11/30/24)

FT Made

N/A

FT Attempts

N/A

24 HANSEL ENMANUEL

6-6 | Sophomore | Guard
Los Mina, Dominican Republic | Life Christian Academy | Northwestern State



PLAYER NOTES

- Made the first three of his Austin Peay career (and first since his freshman season at Northwestern State) on a career-best two attempts from the arc at #9 Tennessee (11/17).
- Had a steal and breakaway dunk in the Govs win at Butler (11/8).
- Matched his career's best scoring day in eight-point, eight-rebound, three-steal game against Union (11/4).
- Appeared in 30 games for the Governors in 2023-24, making three starts and averaging 14.9 minutes per game.
- Led the Governors with a 67.5 field-goal percentage last seasons. Was second on the team with 24 blocks and third with 35 offensive rebounds.
- Had a career day against Midway last season with eight points and 10 rebounds.
- Spent the 2022-23 season at Northwestern State where Corey Gipson was the head coach. Was one of six Demons to transfer to Austin Peay when Gipson took over as the Governors' head coach in March 2023.
- Appeared in 20 games during his freshman season with the Demons, starting the final five games of the season.
- A two-year letterwinner at Life Christian Academy where he was a three-star recruit by 247sports.com and was ranked the No. 243 prospect coming out of high school.

#24 ENMANUEL, Hansel

Opponent	Date	GS	MIN	Total		3-Pointers		Free throws		Rebounds				PF	A	TO	BLK	STL	PTS	AVG	
				FG-FGA	PCT	3FG-3FGA	PCT	FT-FTA	PCT	OFF	DEF	TOT	AVG								
Union (TN)	11/04/2024		19:35	3-4	.750	0-0	.000	2-3	.667	3	5	8	8.0	2	2	0	0	3	8	8.0	
at Butler	11/08/2024	*	16:40	1-1	1.000	0-0	.000	0-0	.000	1	2	3	5.5	0	2	0	1	1	2	5.0	
Chattanooga	11/11/2024	*	27:15	2-2	1.000	0-0	.000	1-2	.500	3	4	7	6.0	1	0	0	0	1	5	5.0	
at Tennessee	11/17/2024	*	21:36	2-5	.400	1-2	.500	0-0	.000	1	0	1	4.8	3	1	0	2	1	5	5.0	
at Morehead St.	11/20/2024	*	27:25	1-4	.250	0-1	.000	0-0	.000	1	2	3	4.4	3	3	0	0	2	2	4.4	
Totals			4	112:31	9-16	.563	1-3	.333	3-5	.600	9	13	22	4.4	9	8	0	3	8	22	4.4

Player Averages

Games Played	Minutes/game	Points/game	FG Pct	3FG Pct	FT Pct	Rebounds/game	Assists/game	Turnovers/game	Assist/Turnover ratio	Steals/game	Blocks/game
5	22.5	4.4	56.3	33.3	60.0	4.4	1.6	0.0	8.0	1.6	0.6

ENMANUEL CAREER

SEASON	TEAM	GP-GS	MIN/AVG	Field Goals		3-Point		F-Throws		Rebounds				Scoring						
				FG-FGA	FG%	3FG-3FGA	3FG%	FT-FTA	FT%	OFF	DEF	TOT	AVG	PF-FO	A	TO	BLK	STL	PTS	AVG
2022-23	NW	20-5	163/8.1	14-26	.538	1-4	.250	5-13	.385	10	14	24	1.2	10-0	2	9	5	10	34	1.7
2023-24	APSU	30-3	446/14.9	27-40	.675	0-0	.000	2-10	.200	35	48	83	2.8	44-0	11	5	24	12	56	1.9
2024-25	APSU	5-4	113/22.5	9-16	.563	1-3	.333	3-5	.600	9	13	22	4.4	9-0	8	0	3	8	22	4.4
TOTAL FOR APSU		35-7	558/16.0	36-56	.643	1-3	.333	5-15	.333	44	61	105	3.0	53-0	19	5	27	20	78	2.2
TOTAL		55-12	721/13.1	50-82	.610	2-7	.286	10-28	.357	54	75	129	2.3	63-0	21	14	32	30	112	2.0

CAREER HIGHS

Points
8, 2 times m.r., vs. Union (11/4/24)

Rebounds
10, Midway (12/5/23)

Assists
3, at Morehead St. (11/20/24)

Steals
3, 3 times m.r. vs. Union (11/4/24)

Blocks
3, vs. Sac. State (11/22/23)

FG Made
4, Midway (12/5/23)

FG Attempts
5, 2 times mr at UT (11/17/24)

3FG Made
1, 2 times mr at UT (11/17/24)

3FG Attempts
2, at Tennessee (11/17/24)

FT Made
2, 2 times mr., vs. Union (11/4/24)

FT Attempts
5, vs. Louisiana-Monroe (12/10/22)*

*Previous four-year university

SEASON HIGHS

Points
8, vs. Union (11/4/24)

Rebounds
8, vs. Union (11/4/24)

Assists
3, at Morehead St. (11/20/24)

Steals
3, vs. Union (11/4/24)

Blocks
2, at Tennessee (11/17/24)

FG Made
4, at Morehead St. (11/20/24)

FG Attempts
5, at Tennessee (11/17/24)

3FG Made
1, at Tennessee (11/17/24)

3FG Attempts
2, at Tennessee (11/17/24)

FT Made
2, vs. Union (11/4/24)

FT Attempts
3, vs. Union (11/4/24)

LAST TIME IT HAPPENED (TEAM)

POINTS & HALF SCORING

Single-Game scoring record: 128 vs. Tusculum, Jan. 4, 1973
Scored 80+ points in a game: vs. Union (95), Nov. 4, 2024
Scored 90+ points in a game: vs. Union (95), Nov. 4, 2024
Scored 95+ points in a game: vs. Union (95), Nov. 4, 2024
Scored 100+ points in a game: vs. North Florida (101), March 5, 2024
Scored 110+ points in a game: vs. Oakland City (110), Nov. 5, 2019
Scored 115+ points in a game: vs. Calvary (116), Dec. 8, 2018
Scored 120+ points in a game: vs. Milligan (122), Feb. 21, 1991
Scored 125+ points in a game: vs. Union (127), Dec. 6, 1973
Scored 50+ points in a half: vs. Union (51, 1st Half), Nov. 4, 2024
Scored 60+ points in a half: vs. Calvary (65, 1st half), Dec. 8, 2018
Scored 70+ points in a half: vs. Youngstown State (73), Feb. 21, 1987
 [program record]
Allowed Less than 50 points: vs. Murray State (49), Dec. 9, 2023
Allowed Less than 45 points: vs. Midway (44), Dec. 5, 2023
Allowed Less than 40 points: vs. Carver (38), Dec. 4, 2020
Allowed Less than 30 points: vs. 1580th Service Section (27), Jan. 14, 1946
Allowed Less than 50 points in back-to-back games: vs. Midway (44), Dec. 9, 2023 & vs. Murray State (49), Dec. 9, 2023
Allowed Less than 45 points in back-to-back games: vs. Arkansas-Monticello (40), Nov. 21, 2001 & vs. Marian (42), Nov. 26, 2001.

FIELD GOALS & THREE POINTERS

Single-game field goals made record: 52 vs. Tusculum, Jan. 4, 1973
Single-game field-goal percentage record: .688 (44-64) vs. Milligan, Feb. 21, 1991
Single-game three-pointers made record: 17 vs. Life, Nov. 6, 2023
Single-game three-point percentage record (min. 10 made per game): .611 (11-18) vs. Eastern Illinois, Feb. 8, 2007
Made 30+ field goals in a game: vs. Union (30), Nov. 4, 2024
Made 35+ field goals in a game: vs. North Florida (39), March 5, 2024
Made 40+ field goals in a game: vs. Carver (42), Dec. 4, 2020
Made 45+ field goals in a game: vs. Oakland City (46), Nov. 5, 2019
Made 50+ field goals in a game: vs. Tusculum (52), Jan. 4, 1973 [program record]
Shot 55+ percent in a game: vs. Queens (.558, 29-52), Feb. 10, 2024
Shot 60+ percent in a game: at Jacksonville State (.611, 33-54), Jan. 13, 2018
Shot 50+ percent in back-to-back games: vs. North Florida (.521, 37-71), Feb. 3, 2024 & vs. Kennesaw State (.520, 26-50), Feb. 8, 2024, vs. Queens (.558, 29-52), Feb. 10, 2024
Made 10+ three-point field goals: vs. Georgia State (11), Nov. 26, 2024
Made 15+ three-point field goals: vs. Life (17), Nov. 6, 2023 [program record]
Made 10+ three-pointers in back-to-back games: vs. North Florida (13), Feb. 3, 2024 & vs. Kennesaw State (13), Feb. 8, 2024
Made 10+ three-pointers in 3-straight games: 3 Games: Jan. 20, 2024 vs. Central Arkansas (10), at Stetson (11), Jan. 25, 2024 (10), at Florida Gulf Coast (11), Jan. 27, 2024 (3 Games)
Made 10+ three-pointers in 4-straight games: Dec. 21, 2022 - Jan. 7, 2023 (5 games)
Shot 50 percent from three-point range (min. 6 made): at North Alabama (.556, 10-of-18), Feb. 17, 2024
Shot 60 percent from three-point range (min. 6 made): vs. Miami [OH] (.600, 9-15), Nov. 26, 2017
Shot 50+ percent from three-point range in back-to-back games (min. 6 made per game): at Memphis (.750, 6-8), Dec. 8, 2012 & at Arkansas State (.583, 7-12), Dec. 16, 2012
Consecutive Games with a 3-pointer: 712 (Feb. 23, 2002-active) [program record]
Last game without a 3-point field goal: vs. Morehead State, Feb. 18, 2002

FREE THROWS & PERCENTAGES

Single-Game made free throw record: 52 vs. Southern Illinois, Dec. 1, 1958
Single-game free-throw percentage record (min. 10 made per game): 1.000 (10-10) vs. Belmont, Nov. 27, 1999 & vs. Middle Tennessee, Feb. 19, 1979
Made 20+ free throws: vs. Union (24), Nov. 4, 2024
Made 30+ free throws: vs. Morehead State (32), Jan. 28, 2015
Made 35+ free throws: at Southeast Missouri (37), Jan. 29, 2008
Attempted 30+ free throws: at Ohio (34), Dec. 18, 2024
Attempted 40+ free throws: at Alabama A&M (43), Dec. 1, 2018
Attempted 50+ free throws: vs. Bethel (51), Nov. 22, 2017
Shot 90 percent from free-throw line (min. 10 made): vs. Union (.923, 24-26) Nov. 4, 2024
Shot 100 percent from free-throw line: vs. Eastern Kentucky (1.000, 6-6), Jan. 21, 2023

REBOUNDS

Single-Game rebounds record: 78 vs. Southern Illinois, Dec. 1, 1958
Grabbed 40+ rebounds: vs. Bellarmine (40), March 1, 2024
Grabbed 50+ rebounds: vs. Kentucky Christian (58), Dec. 6, 2022
Grabbed 60+ rebounds: vs. Southern Illinois (78), Dec. 1, 1958
Grabbed 70+ rebounds: vs. Southern Illinois (78), Dec. 1, 1958
Grabbed 15+ offensive rebounds: at Stetson (19), Jan. 25, 2024
Grabbed 20+ offensive rebounds: vs. Kentucky Christian (23), Dec. 6, 2022
Grabbed 25+ offensive rebounds: vs. Youngstown State (27), Feb. 18, 2012

ASSISTS

Single-Game assists record: 31 vs. Oakland City, Nov. 16, 2017
Dished out 15+ assists: vs. Bellarmine (15), March 1, 2024
Dished out 20+ assists: vs. Midway (21), Dec. 5, 2023
Dished out 25+ assists: vs. Kentucky Christian (26), Dec. 6, 2022
Dished out 30+ assists: vs. Oakland City (31), Nov. 16, 2017 [program record]

STEALS

Single-Game steals record: 23 vs. Calvary, Dec. 8, 2018
Recorded 10+ steals: vs. Union (10), Nov. 4, 2024
Recorded 15+ steals: vs. UTEP (15), Nov. 17, 2023
Recorded 20+ steals: vs. Calvary (23), Dec. 8, 2018 [program record]

BLOCKS

Single-Game blocks record: 17 vs. Berea, Nov. 16, 2014
Blocked 5 shots: vs. North Alabama (23), Jan. 18, 2024
Blocked 10 shots: vs. South Carolina State (11), Nov. 25, 2019
Blocked 15 shots: vs. Berea (17), Nov. 16, 2014 [program record]

ABOUT 100-POINT GAMES...

Games since last 100-point outing: 15
The last time APSU scored 100+ points (Score): vs. North Florida (101-98), March 5, 2024
The last time APSU scored 100+ points (conference game): at Southeast Missouri (L, 116-121 3OT), Jan. 29, 2007 [OVC]
Number of times APSU has scored 100+ points all-time (record): 78 (69-9)
Number of 100-point games during Gipson Era (record): 1 (1-0)
Number of times opponent has scored 100+ points all-time (APSU record): 79 (5-74)
Last time Austin Peay Allowed 100+ Points: at #9 Tennessee (L, 68-103), Nov. 17, 2024

ABOUT OVERTIME CONTESTS...

APSU all-time record in overtime: 43-58
APSU all-time record in overtime during Gipson Era: 4-0
Played in an overtime game: vs. North Florida (101-98), March 5, 2024
Won an overtime game: vs. North Florida (101-98), March 5, 2024
Lost an overtime game: at North Florida (85-90), Dec. 31, 2022
Won a two-overtime game: vs. North Florida (95-91, 2OT), Feb. 3, 2024
Lost a two-overtime game: vs. Morehead State (65-67), March 7, 2009
Won a three-overtime game: N/A
Lost a three-overtime game: at Southeast Missouri (116-121), Jan. 29, 2008

LAST TIME IT HAPPENED (INDIVIDUAL)

POINTS

Single-Game scoring record: James “Fly” Williams (51) vs. Tennessee Tech, Jan. 20, 1973 & Georgia Southern, Dec. 30, 1972
Scored 25+ points: Sai Witt (25) vs. Southern Illinois, December 14, 2024
Scored 30+ points: Dezi Jones (34), vs. North Alabama, March 7, 2024
Scored 35+ points: DeMarcus Sharp (35), vs. North Florida, March 5, 2024
Scored 40+ points: Terry Taylor (42) vs. Morehead State, Feb. 16, 2019
Scored 45+ points: James “Fly” Williams (51) vs. Tennessee Tech, Jan. 20, 1973
Scored 50+ points: James “Fly” Williams (51) vs. Tennessee Tech, Jan. 20, 1973
Two players with 20+ points: LJ Thomas (22) & Isaac Haney (20), at Morehead State, Nov. 20, 2024
Two players with 30+ points: Jordyn Adams (37) & Terry Taylor (37) vs. Tennessee State, Jan. 23, 2020
Three players with 20+ points: Sai Witt (33), Dezi Jones (22), Ja'Monta Black (21) vs. North Florida, Feb. 3, 2024
Five Players with 10+ points: Isaac Haney (19), Tekao Carpenter (15), LJ Thomas (12), Darius Dawson (12), Sai Witt (10), vs. Union Nov. 4, 2024
Six Players with 10+ points: Drew Calderon (19), Elijah Hutchins-Everett (14), Sean Durugordon (14), Caleb Stone-Carrawell (13), Cameron Copeland (11), & Jalen Ware (10) vs. Kentucky Christian, Dec. 6, 2022
Everyone that plays, scores: at ETSU (10 players), Nov. 30, 2024

REBOUNDS

Single-Game rebounds record: Greg Kinman (28) vs. Chattanooga, Dec. 2, 1970
Grabbed 10+ rebounds: Sai Witt (10) vs. Southern Illinois, December 14, 2024
Grabbed 15+ rebounds: Terry Taylor (16) vs. Eastern Kentucky, March 4, 2021
Grabbed 20+ rebounds: Terry Taylor (23) at Belmont, Feb. 8, 2020
Grabbed 25+ rebounds: Greg Kinman (28) vs. Chattanooga, Dec. 2, 1970
Two players with 10+ rebounds: Sai Witt (11), & Isaac Haney (10) vs. Bellarmine, March 1, 2024
Three players with 10+ rebounds: Tyshawn Edmonson (11), Will Triggs (11), & John Fraley (10) vs. Eastern Illinois, Feb. 24, 2011
Scored 20+ points, grabbed 20+ rebounds: Terry Taylor (26 pts/23 reb) at Belmont, Feb. 8, 2020
Scored 30+ points, grabbed 20+ rebounds: Chris Horton (37 pts/21 reb) vs. Tennessee Tech, March 2, 2016

ASSISTS

Single-Game assists record: Norman Jackson (16) vs. Southern Miss, Jan. 5, 1976
Dished out 10+ assists: Dezi Jones (11), vs. Stetson, March 10, 2024
Dished out 12+ assists: Damarius Smith (12) vs. Dalton State, Dec. 30, 2013
Dished out 15+ assists: Norman Jackson (16) vs. Southern Miss, Jan. 5, 1976
5+ Assists With Zero Turnovers: DeMarcus Sharp (7), at FGCU, Jan. 27, 2024

BLOCKS

Single-Game blocks record: Chris Horton (10) vs. Berea, Nov. 16, 2014
Blocked 5+ shots: Kenny Jones (5) vs. Lipscomb, Dec. 20, 2016
Blocked 7+ shots: Chris Horton (10) vs. Berea, Nov. 16, 2014 [program record]

STEALS

Single-Game steals record: Reggie Crenshaw (9) vs. Tennessee Tech, Feb. 14, 1998
Grabbed 4+ steals: Ja'Monta Black (5) vs. Alabama A&M, March 20, 2024
Grabbed 5+ steals: Ja'Monta Black (5) vs. Alabama A&M, March 20, 2024
Grabbed 7+ steals: Cameron Copeland (7) at Howard, Nov. 26, 2021

INDIVIDUAL SCORING STREAKS

Scoring 10+ points in 10+ consecutive games: Dezi Jones, Feb.3-March 20, 2024 (12 Games)
Scoring 10+ points in 15+ consecutive games: Terry Taylor, March 5, 2020 – March 4, 2021 (29 games)
Scoring 10+ points in 20+ consecutive games: Terry Taylor, March 5, 2020 – March 4, 2021 (29 games)
Scoring 10+ points in 25+ consecutive games: Terry Taylor, March 5, 2020 – March 4, 2021 (29 games)
Scoring 10+ points in 30+ consecutive games: Terry Taylor, Nov. 5, 2019 – Feb. 27, 2020 (30 games)
Scoring 20+ points in two consecutive games: Sai Witt (25) vs. Southern Illinois, Dec. 14, (20) at Ohio, Dec. 18, 2024
Scoring 20+ points in three consecutive games: LJ Thomas, Nov. 17, 2024-Nov. 26, 2024 (3 games)
Scoring 20+ points in four consecutive games: DeMarcus Sharp, Jan. 6-20, 2024 (4 Games)
Scoring 20+ points in five consecutive games: Terry Taylor, March 5, 2020 – Nov. 27, 2020 (5 games)
Scoring 30+ points in consecutive games: Jordyn Adams, 31 at UT Martin, Jan. 18, 2020 & 37 vs. Tennessee State, Jan. 23, 2020

INDIVIDUAL REBOUNDING STREAKS

Grabbing 10+ rebounds in 10+ consecutive games: Terry Taylor, Feb. 6, 2020 – Dec. 8, 2020 (15 games)
Grabbing 10+ rebounds in 15+ consecutive games: Terry Taylor, Feb. 6, 2020 – Dec. 8, 2020 (15 games)

DOUBLE-DOUBLE INFO

Recorded a Double-Double (points and rebounds): Sai Witt (25pts/10reb), vs. Southern Illinois, December 14, 2024
Recorded a Double-Double (points and assists): Dayton Gumm (11 pts/10 ast) vs. Oakland City, Nov. 6, 2018
20-10 Double-Double: Sai Witt (25pts/10reb) vs. Southern Illinois, December 14, 2024
Two players with Double-Doubles in same game: Terry Taylor (25 pts/11 reb) and Mike Peake (14 pts/10 rebs) vs. Eastern Illinois, Feb. 20, 2021
Double-Doubles in consecutive games: Sai Witt at Central Arkansas, (10PTS/11REB) Feb. 15, 2024 & at North Alabama (17PTS/10REB), at North Alabama, Feb. 17, 2024
Double-Doubles in three consecutive games: DeMarcus Sharp, Nov. 6-14, 2023
Double-Doubles in four consecutive games: Terry Taylor, Feb. 4, 2021 – Feb. 20, 2021 (8 games)
Double-Doubles in five consecutive games: Terry Taylor, Feb. 4, 2021 – Feb. 20, 2021 (8 games)
Double-Doubles in six consecutive games: Terry Taylor, Feb. 4, 2021 – Feb. 20, 2021 (8 games)
Double-Doubles in seven consecutive games: Terry Taylor, Feb. 4, 2021 – Feb. 20, 2021 (8 games)
Double-Doubles in eight consecutive games: Terry Taylor, Feb. 4, 2021 – Feb. 20, 2021 (8 games)
Double-Doubles in nine consecutive games: Chris Horton, Nov. 21, 2015 – Dec. 22, 2015 (10 games)
Double-Doubles in 10 consecutive games: Chris Horton, Nov. 21, 2015 – Dec. 22, 2015 (10 games)

TRIPLE-DOUBLE INFO

Total Triple-Doubles In Program History: 2
Recorded a Triple-Double (any combination): Chris Horton (12 pts/10 reb/10 blk) vs. Berea, Nov. 16, 2014
Recorded a Triple-Double (points, rebounds, and assists): Trenton Hassell (27 pts/13 reb/12 ast) vs. UT Martin, Feb. 22, 2001

AUSTIN PEAY BASKETBALL

RECORDS (SINGLE GAME & SINGLE SEASON)

SINGLE-GAME INDIVIDUAL

Most points

51, James "Fly" Williams vs. Tennessee Tech, 1/20/73 & vs. Georgia Southern, 12/30/72

Field Goals Made

24, James "Fly" Williams vs. Tennessee Tech, 1/20/73

Field Goals Attempted

46, James "Fly" Williams vs. Tennessee Tech, 1/20/73

3-Point Field Goals Made

9, Joe Sibbitt vs. UT Martin, 1/24/98 & 9, Ja'Monta Black vs. Life 11/6/23

3-Point Field Goals Attempted

21, Ja'Monta Black vs. Life 11/6/23

Free Throws Made

20, John Camp vs. Southern Illinois, 12/1/58

Free Throws Attempted

25, Tyrone Beck vs. Southeast Missouri, 2/28/94

Most Rebounds

28, Greg Kinman vs. Chattanooga, 12/2/70

Most Assists

16, Norman Jackson vs. Southern Miss, 1/5/76

Most Steals

9, Reggie Crenshaw vs. Tennessee Tech, 2/14/98

Most Blocked Shots

10, Chris Horton vs. Berea, 11/16/14

SINGLE-GAME TEAM

Most Points

128 vs. Tusculum, 1/4/73

Field Goals Made

52 vs. Tusculum, 1/4/73

Field Goals Attempted

110 vs. Union, 12/6/73

Best Field-Goal Percentage

.688 (44-64) vs. Milligan, 2/21/91

Three-Point Field Goals Made

17, vs. Life, 11/6/23

Three-Point Field Goals Attempted

41, vs. Life, 11/6/23

Free Throws Made

52 vs. Southern Illinois, 12/1/58

Best Three-Point Percentage (min. 10 3FG)

.611 (11-18) vs. Eastern Illinois, 2/8/07

Free Throws Attempted

61 vs. Southern Illinois, 12/1/58

Best Free-Throw Percentage (min. 10 FT)

1.000 (10-10) vs. Belmont, 11/27/99 & 1.000 (10-10) vs. Middle Tennessee, 2/19/79

Rebounds

78 vs. Southern Illinois, 12/1/58

Assists

31 vs. Oakland City, 11/16/17

Steals

23 vs. Calvary, 12/8/18

Blocked Shots

17 vs. Berea, 11/16/14

POINTS

Rank	Pts	Player	Season
1.	854	James "Fly" Williams	1972-73
2.	789	Bubba Wells	1995-96
3.	742	Nick Stapleton	2001-02
4.	723	Drake Reed	2008-09
5.	718	Terry Taylor	2019-20
6.	702	Lawrence Mitchell	1986-87
7.	693	Trenton Hassell	2000-01
8.	687	James "Fly" Williams	1973-74
9.	676	Chris Horton	2015-16
10.	675	Terry Taylor	2018-19

REBOUNDS

Rank	Reb	Player	Season
1.	561	Tom Morgan	1956-57
2.	431	Chris Horton	2015-16
3.	362	Terry Taylor	2019-20
4.	346	Tommy Brown	1990-91
5.	335	Howard Jackson	1972-73
6.	333	Chris Horton	2014-15
7.	327	Greg Kinman	1970-71
8.	301	Terry Taylor	2020-21
9.	294	Terry Taylor	2018-19
10.	291	Terry Taylor	2017-18

ASSISTS

Rank	AST	Player	Season
1.	211	Norman Jackson	1976-77
2.	205	Colby Pierce	1995-96
3.	204	Norman Jackson	1977-78
4.	196	Colby Pierce	1996-97
5.	173	Danny Odums	1972-73
6.	165	Derek Wright	2007-08
7.	161	Caleb Brown	2010-11
8.	144	Michael Shunick	1979-80
	144	Trenton Hassell	2000-01
10.	139	Damarius Smith	2013-14

STEALS

Rank	STL	Player	Season
1.	89	Derek Wright	2007-08
2.	71	Lamonte Ware	1988-89
3.	69	Derek Wright	2006-07
	69	Donald Tivis	1990-91
5.	63	Maurice Hampton	2004-05
6.	62	Reggie Crenshaw	1997-98
7.	61	Josh Terry	2011-12
8.	60	Donald Tivis	1988-89
	60	Josh Terry	2010-11
	60	Colby Pierce	1995-96
	60	Tyshwan Edmondson	2010-11

BLOCKS

Rank	BLK	Player	Season
1.	100	Chris Horton	2012-13
2.	92	Chris Horton	2013-14
3.	83	Josh Lewis	2003-04
4.	82	Josh Lewis	2002-03
5.	70	Chris Horton	2014-15
6.	66	Josh Lewis	2001-02
7.	63	Chris Horton	2015-16
8.	55	John Fraley	2010-11
9.	53	Joe Williams	2000-01
10.	51	Reggie Crenshaw	1997-98

MADE FIELD GOALS

Rank	FGM	Player	Season
1.	360	James "Fly" Williams	1972-73
2.	312	Bubba Wells	1995-96
3.	285	Terry Taylor	2019-20
4.	275	Drake Reed	2008-09
5.	272	James "Fly" Williams	1973-74
6.	270	Nick Stapleton	2001-02
7.	262	Howard Wright	1969-70
8.	258	Terry Taylor	2018-19
9.	248	Chris Horton	2015-16
10.	246	Trenton Hassell	2000-01

MADE THREE-POINTERS

Rank	3GM	Player	Season
1.	111	Ja'Monta Black	2023-24
2.	102	Todd Babington	2007-08
3.	101	Joe Sibbitt	1996-97
4.	90	Joe Sibbitt	1995-96
5.	84	Travis Betran	2012-13
6.	82	Maurice Hampton	2004-05
7.	79	Wes Channels	2008-09
8.	78	Zach Glotta	2018-19
9.	77	Joe Sibbitt	1997-98
	77	Todd Babington	2006-07

GAMES PLAYED

Rank	GP	Player	Season
1.	36	Chris Horton	2015-16
	36	Josh Robinson	2015-16
	36	Khalil Davis	2015-16
	36	Kenny Jones	2015-16
	36	Jared Savage	2015-16
	36	Chris Porter-Bunton	2015-16
7.	35	Fernandez Lockett	2007-08
	35	Wes Channels	2007-08
	35	Caleb Brown	2007-08
	35	Kyle Duncan	2007-08
	35	Derek Wright	2007-08
	35	Ernest Fields	2007-08
	35	Todd Babington	2007-08

GAMES STARTED

Rank	GS	Player	Season
1.	36	Chris Horton	2015-16
	36	Josh Robinson	2015-16
	36	Khalil Davis	2015-16
4.	35	Kenny Jones	2015-16
	35	Derek Wright	2007-08
	35	Fernandez Lockett	2007-08
7.	34	Drake Reed	2007-08
	34	John Fraley	2010-11
	34	Caleb Brown	2010-11
	34	Tre' Ivory	2017-18
	34	Chris Porter-Bunton	2017-18
	34	Terry Taylor	2017-18
	34	Averyl Ugba	2017-18

MINUTES PLAYED

Rank	MIN	Player	Season
1.	1228	Josh Robinson	2015-16
2.	1213	Chris Horton	2015-16
	1213	Trenton Hassell	2000-01
4.	1211	Drake Reed	2008-09
5.	1206	Terry Taylor	2019-20
6.	1192	Nick Stapleton	2001-02
7.	1167	Zac Schlader	2004-05
8.	1133	Derek Wright	2007-08
9.	1129	Khalil Davis	2015-16
	1129	Wes Channels	2009-10

AUSTIN PEAY BASKETBALL

F&M BANK ARENA RECORDS

INDIVIDUAL AUSTIN PEAY RECORDS

Most points - 35 - DeMarcus Sharp, vs. North Florida March 5, 2024
Most field goals - 14 - DeMarcus Sharp, vs. North Florida March 5, 2024
Most field goals attempted - 23 - DeMarcus Sharp, vs. Murray State, Dec. 9, 2023
Best field-goal percentage (min. 10 made) - 75.0% (12-16) Sai Witt, vs. North Florida, Feb. 3, 2024
Most three pointers - 9 - Ja'Monta Black, vs. Life Nov. 6, 2023 [tied for program record]
Most three pointers attempted - 21 - Ja'Monta Black, vs. Life Nov. 6, 2023 [program record]
Best three-point percentage (min. 5 made) - 100% - Tekao Carpenter, vs. Union, Nov. 4, 2024
Most free throws - 11 - Sai Witt vs. Bellarmine, March 1, 2024
Most free throws attempted - 13 - Sai Witt, vs. Kennesaw State, Feb. 8, 2024
Best free-throw percentage (min. 10 made) - 91.7% (11-12) Sai Witt vs. Bellarmine, March 1, 2024
Most rebounds - 11 - Sai Witt vs. Bellarmine, March 1, 2023
Most assists - 8 - Dezi Jones, vs. North Florida, Feb. 3, 2024
Most steals - 4 - 3 times mr. Dezi Jones, vs. Morehead State, Nov. 29, 2023
Most blocks - 2 - Eight times m.r. DeMarcus Sharp vs. North Florida, March 5, 2024

INDIVIDUAL OPPONENT RECORDS

Most points - 34 - Ben Johnson, vs. Bellarmine, March 1, 2024
Most field goals - 13 - 2 times, mr Ben Johnson, vs. Bellarmine, March 1, 2024
Most field goals attempted - 25 - Ben Johnson, vs. Bellarmine, March 1, 2024
Best field-goal percentage (min. 10 made) - 66.7% - Nathan Presnell, vs. Life Nov. 6, 2023
Most three pointers made - 6 - Ben Johnson, vs. Bellarmine, March 1, 2024
Most three pointers attempted - 11 - Ben Johnson, vs. Bellarmine, March 1, 2024
Best three-point percentage (min. 5 made) - 60.0% (3-5) AJ Clayton vs. Ohio, Dec. 22, 2023
Most free throws - 11 - Chaz Lanier, vs. North Florida, Feb. 3, 2024
Most free throws attempted - 12 - Chaz Lanier, vs. North Florida, Feb. 3, 2024
Best free-throw percentage (min. 10 made) - .917 (11-12) Chaz Lanier, vs. North Florida, Feb. 3, 2024
Most rebounds - 16 - Nathan Presnell, vs. Life, Nov. 6, 2023
Most assists - 10 - Owen McCormack, vs. Feb. 24, 2024

AUSTIN PEAY TEAM RECORDS

Most points - 101 - vs. North Florida, March 5, 2024
Fewest points Allowed - 44 - vs. Midway, Dec. 5, 2023
Most field goals - 39 - vs. North Florida, March 5, 2024
Most field goals attempted - 71 - 2 times mr. vs. North Florida, March 5, 2024
Best field-goal percentage - 56.1 - vs. Midway, Dec. 5, 2023
Most three pointers - 17 - vs. Life Nov. 6, 2023 [program record]
Most three pointers attempted - 41 - vs. Life Nov. 6, 2023 [program record]
Best three-point percentage - 48.1 - vs. Kennesaw State, Feb. 8, 2024
Most free throws - 24 - vs. Union, Nov. 4, 2024
Most free throws attempted - 39, vs. North Alabama, Jan. 18, 2024
Best free-throw percentage (min. 10 made) - 92.3, vs. Union, Nov. 4, 2024
Most rebounds - 45 - vs. Midway, Dec. 5, 2023
Most assists - 21 - vs. Midway, Dec. 5, 2023
Most steals - 11 - 2 times mr. vs. Midway, Dec. 5, 2023
Most blocks - 6 - vs. Fisk, Nov. 14, 2023

OPPONENT TEAM RECORDS

Most points - 98 - North Florida, March 5, 2024
Fewest points - 44 - Midway, Dec. 5, 2023
Most field goals - 38 - Lipscomb, Feb. 24, 2024
Most field goals attempted - 73 - Bellarmine, March 1, 2024
Best field-goal percentage - 58.6 - North Florida, Feb. 3, 2024
Most three pointers made - 11 - 2 times mr. Union Nov. 4, 2024
Most three pointers attempted - 29 - 2 times mr. Eastern Ky., Feb. 28, 2024
Best three-point percentage - 45.5 (10-22) - North Florida, March 5, 2024
Most free throws - 21 - North Alabama, Jan. 18, 2024
Most free throws attempted - 31 - North Alabama, Jan. 18, 2024
Best free-throw percentage (min. 10 made) - 83.3 - Fisk, Nov. 14, 2023
Most rebounds - 45 - North Alabama, Jan. 18, 2024
Most assists - 17 - Union Nov. 4, 2024

MISCELLANEOUS RECORDS

Most points by both teams - 199 - vs. North Florida, March 5, 2024
Fewest points by both teams - 102 - vs. Murray State, Dec. 9, 2023
Most points in first half by either team - 51 (APSU) vs. Union Nov. 4, 2024
Most points in second half by either team - 54 (APSU), vs. North Florida, March 5, 2024
Most points by either team in an overtime period - 14 (APSU), March 5, 2024
Most consecutive APSU wins - 8, Dec. 5, 2024 - Feb. 10, 2024
Attendance record - 5,808, vs. Murray State Dec. Dec. 9, 2023

F&M BANK ARENA RECORD

Season	W-L	Pct	Coach
2023-24	14-3	.824	Gipson
2024-25	2-1	.667	Gipson
Totals	16-4	.800	

DUNN CENTER RECORD

Season	W-L	Pct	Coach
1975-76	13-0	1.000	Kelly
1976-77	13-1	.929	Kelly
1977-78	9-3	.750	Thompson
1978-79	7-7	.500	Thompson
1979-80	6-7	.463	Bargatze
1980-81	7-6	.538	Bargatze
1981-82	4-7	.364	Bargatze
1982-83	7-3	.700	Bargatze
1983-84	9-6	.600	Jackson
1984-85	5-7	.417	Jackson
1985-86	12-2	.860	Kelly
1986-87	9-3	.750	Kelly
1987-88	8-3	.727	Kelly
1988-89	11-3	.786	Kelly
1989-90	4-6	.400	Kelly
1990-91	8-6	.571	Loos
1991-92	10-2	.833	Loos
1992-93	5-7	.417	Loos
1993-94	9-3	.750	Loos
1994-95	7-5	.583	Loos
1995-96	8-4	.667	Loos
1996-97	12-2	.857	Loos
1997-98	11-2	.846	Loos
1998-99	8-4	.667	Loos
1999-00	10-3	.769	Loos
2000-01	11-1	.916	Loos
2001-02	9-4	.692	Loos
2002-03	14-0	1.000	Loos
2003-04	13-0	1.000	Loos
2004-05	7-5	.583	Loos
2005-06	11-2	.846	Loos
2006-07	13-2	.867	Loos
2007-08	13-1	.927	Loos
2008-09	9-5	.643	Loos
2009-10	11-4	.733	Loos
2010-11	10-3	.769	Loos
2011-12	8-5	.615	Loos
2012-13	5-8	.385	Loos
2013-14	8-6	.571	Loos
2014-15	6-7	.462	Loos
2015-16	7-7	.500	Loos
2016-17	5-8	.385	Loos
2017-18	12-6	.667	Figger
2018-19	13-5	.722	Figger
2019-20	14-0	1.000	Figger
2020-21	8-5	.615	Figger
2021-22	6-5	.545	James
2022-23	7-8	.429	James
Totals	432-199	.685	

AUSTIN PEAY BASKETBALL

COMBINED STATS

Game Records

Record	Overall	Home	Away	Neutral
ALL GAMES	4-7	2-1	1-5	1-1
CONFERENCE	0-0	0-0	0-0	0-0
NON-CONFERENCE	4-7	2-1	1-5	1-1

Score by Periods

Team	1st	2nd	OT	TOT
Austin Peay	343	355	0	698
Opponents	386	394	0	780

Team Box Score

No.	Player	Total					3-Point		F-Throw		Rebounds				PF	DQ	A	TO	BLK	STL	PTS	AVG
		GP-GS	MIN	AVG	FG-FGA	FG%	3FG-3FGA	3FG%	FT-FTA	FT%	OFF	DEF	TOT	AVG								
4	THOMAS, LJ	9-9	312:32	34.7	63-152	.414	9-28	.321	28-35	.800	6	34	40	4.4	23	1	27	23	0	11	163	18.1
1	WITT, Sai	6-6	136:07	22.7	27-59	.458	1-2	.500	31-50	.620	12	19	31	5.2	19	0	1	24	2	5	86	14.3
3	HANEY, Isaac	8-8	221:28	27.7	22-63	.349	15-41	.366	29-33	.879	4	23	27	3.4	14	0	9	9	0	5	88	11.0
2	CARPENTER, Tekao	11-0	248:04	22.6	22-63	.349	19-55	.345	6-10	.600	4	13	17	1.5	23	1	5	10	0	4	69	6.3
20	LAX, Quan	11-11	335:58	30.5	22-62	.355	6-23	.261	15-16	.938	8	27	35	3.2	36	2	21	18	1	10	65	5.9
7	EVANS, Akili	3-3	72:52	24.3	7-22	.318	2-11	.182	0-0	.000	1	8	9	3.0	7	0	7	7	1	3	16	5.3
0	MCCUBBIN, Tate	9-3	149:16	16.6	17-34	.500	8-22	.364	4-13	.308	7	14	21	2.3	14	2	3	4	2	10	46	5.1
24	ENMANUEL, Hansel	5-4	112:31	22.5	9-16	.563	1-3	.333	3-5	.600	9	13	22	4.4	9	0	8	0	3	8	22	4.4
12	BROOKSHIRE, Anton	11-6	253:45	23.1	16-46	.348	8-29	.276	2-4	.500	1	23	24	2.2	17	0	20	14	0	12	42	3.8
14	DAWSON, Darius	11-0	93:27	8.5	15-33	.455	0-1	.000	12-18	.667	11	10	21	1.9	14	0	3	4	4	1	42	3.8
5	DANIEL, Javar	9-3	118:12	13.1	11-25	.440	0-1	.000	5-10	.500	13	23	36	4.0	10	0	3	2	9	6	27	3.0
10	GAINES, Terrell	6-0	32:36	5.4	2-7	.286	1-3	.333	6-9	.667	1	2	3	0.5	1	0	2	3	0	1	11	1.8
6	LOOS, Daniel	8-2	70:15	8.8	4-8	.500	0-0	.000	4-4	1.000	5	9	14	1.8	13	0	1	2	3	1	12	1.5
11	BURRIES, Me'Kell	8-0	28:02	3.5	2-8	.250	2-8	.250	0-0	.000	1	3	4	0.5	4	0	0	2	0	0	6	0.8
22	HAMMER, Bowen	5-0	14:54	3.0	1-6	.167	1-6	.167	0-0	.000	0	1	1	0.2	3	0	0	0	1	0	3	0.6
Team											22	19	41				7					
Total		11	2200		240-604	.397	73-233	.313	145-207	.700	105	241	346	31.5	207	6	110	129	26	77	698	63.5
Opponents		11	2200		272-592	.459	81-230	.352	155-220	.705	117	289	406	36.9	170	2	157	144	43	67	780	70.9

Team Statistics

	APSU	OPP
Scoring	698	780
Points per game	63.5	70.9
Scoring margin	-7.5	-
Field goals-att	240-604	272-592
Field goal pct	.397	.459
3 point fg-att	73-233	81-230
3-point FG pct	.313	.352
3-pt FG made per game	6.6	7.4
Free throws-att	145-207	155-220
Free throw pct	.700	.705
F-Throws made per game	13.2	14.1
Rebounds	346	406
Rebounds per game	31.5	36.9
Rebounding margin	-5.5	-
Assists	110	157
Assists per game	10.0	14.3
Turnovers	129	144
Turnovers per game	11.7	13.1
Turnover margin	+1.4	-
Assist/turnover ratio	0.9	1.1
Steals	77	67
Steals per game	7.0	6.1
Blocks	26	43
Blocks per game	2.4	3.9
Winning streak	0	-
Home win streak	0	-
Attendance	6026	34206
Home games-Avg/Game	3-2009	6-5701
Neutral site-Avg/Game	-	2-212

Team Results

Date	Opponent		Score	Att.
11/04/2024	Union (TN)	W	95-75	1644
11/08/2024	at Butler	W	68-66	7193
11/11/2024	Chattanooga	W	67-61	2655
11/17/2024	at Tennessee	L	68-103	17232
11/20/2024	at Morehead St.	L	58-63	1912
11/26/2024	vs Georgia St.	W	62-50	148
11/27/2024	vs UT Arlington	L	58-68	276
11/30/2024	at ETSU	L	57-79	3467
12/08/2024	at Samford	L	47-72	1337
12/14/2024	Southern Ill.	L	60-65	1727
12/18/2024	at Ohio	L	58-78	3065

AUSTIN PEAY BASKETBALL

POINTS-REBOUNDS-ASSISTS

Opponent	Date	Score		0	1	2	3	4	5	6	7	10	11	12
				MCCUBBIN,T	WITT,SAI	CARPENTER, HANEY,ISAA	THOMAS,LJ	DANIEL,JAV	LOOS,DANIE	EVANS,AKIL	GAINES,TER	BURRIES,ME	BROOKSHIRE	
Union (TN)	11/04/2024	95-75	W	2-0-0	10-2-0	15-3-2	19-6-1	12-7-6	DNP	4-3-1	DNP	2-0-0	0-0-0	5-1-2
at Butler	11/08/2024	68-66	W	DNP	9-4-0	6-0-0	2-2-0	29-8-3	6-2-1	0-1-0	DNP	0-0-0	DNP	3-4-1
Chattanooga	11/11/2024	67-61	W	0-0-0	17-8-1	0-0-0	14-6-1	18-5-2	0-3-0	2-0-0	DNP	DNP	DNP	3-1-1
at Tennessee	11/17/2024	68-103	L	0-1-0	4-3-0	8-0-0	22-3-0	20-1-4	2-1-0	0-1-0	DNP	0-0-0	3-2-0	0-1-3
at Morehead St.	11/20/2024	58-63	L	DNP	DNP	0-1-1	20-3-2	22-6-2	8-11-0	DNP	DNP	DNP	0-0-0	0-0-1
vs Georgia St.	11/26/2024	62-50	W	8-2-0	DNP	12-0-0	0-0-0	25-4-5	1-8-0	0-3-0	DNP	DNP	DNP	8-6-1
vs UT Arlington	11/27/2024	58-68	L	8-2-1	DNP	6-4-0	DNP	14-2-3	5-4-0	2-0-0	DNP	DNP	0-0-0	13-3-5
at ETSU	11/30/2024	57-79	L	10-7-1	DNP	8-5-2	DNP	15-3-1	DNP	4-6-0	DNP	3-1-0	3-0-0	2-2-1
at Samford	12/08/2024	47-72	L	0-3-0	DNP	2-3-0	DNP	8-4-1	3-5-1	0-0-0	10-4-3	0-0-1	0-0-0	2-3-1
Southern Ill.	12/14/2024	60-65	L	7-1-0	25-10-0	12-0-0	7-3-0	DNP	0-1-0	DNP	2-4-2	DNP	0-0-0	0-2-3
at Ohio	12/18/2024	58-78	L	11-5-1	21-4-0	0-1-0	4-4-5	DNP	2-1-1	DNP	4-1-2	6-2-1	0-2-0	6-1-1

Opponent	Date	Score		14	20	22	24
				DAWSON,DAR	LAX,QUAN	HAMMER,BOW	ENMANUEL,H
Union (TN)	11/04/2024	95-75	W	12-3-0	6-0-0	0-0-0	8-8-2
at Butler	11/08/2024	68-66	W	2-1-0	9-3-1	DNP	2-3-2
Chattanooga	11/11/2024	67-61	W	0-2-3	8-1-1	DNP	5-7-0
at Tennessee	11/17/2024	68-103	L	0-1-0	4-2-2	0-0-0	5-1-1
at Morehead St.	11/20/2024	58-63	L	2-0-0	4-5-2	DNP	2-3-3
vs Georgia St.	11/26/2024	62-50	W	2-0-0	6-3-3	0-1-0	DNP
vs UT Arlington	11/27/2024	58-68	L	0-1-0	10-7-5	0-0-0	DNP
at ETSU	11/30/2024	57-79	L	2-1-0	7-1-5	3-0-0	DNP
at Samford	12/08/2024	47-72	L	18-2-0	4-6-1	DNP	DNP
Southern Ill.	12/14/2024	60-65	L	2-7-0	5-6-1	DNP	DNP
at Ohio	12/18/2024	58-78	L	2-3-0	2-1-0	DNP	DNP

AUSTIN PEAY BASKETBALL

STATS SUMMARY (SEASON/CAREER)

Summary

Player	Season Statistics										Career Statistics									
	GP-GS	MIN/G	FG%	3FG%	FT%	R/G	A/G	STL	BLK	PTS/G	GP-GS	MIN/G	FG%	3FG%	FT%	R/G	A/G	STL	BLK	PTS/G
BROOKSHIRE, Anton	11-6	23.1	.348	.276	.500	2.2	1.8	12	0	3.8	61-9	11.8	.381	.319	.789	1.2	0.8	24	2	3.3
BURRIES, Me'Kell	8-0	3.5	.250	.250	.000	0.5	0.0	0	0	0.8	121-62	21.1	.484	.415	.791	2.7	1.4	66	34	10.9
CARPENTER, Tekao	11-0	22.6	.349	.345	.600	1.5	0.5	4	0	6.3	11-0	22.6	.349	.345	.600	1.5	0.5	4	0	6.3
DANIEL, Javar	9-3	13.1	.440	.000	.500	4.0	0.3	6	9	3.0	17-7	10.3	.370	.111	.526	2.9	0.5	7	15	3.0
DAWSON, Darius	11-0	8.5	.455	.000	.667	1.9	0.3	1	4	3.8	54-42	26.3	.498	.420	.760	5.6	1.0	36	54	10.4
ENMANUEL, Hansel	5-4	22.5	.563	.333	.600	4.4	1.6	8	3	4.4	55-12	13.1	.610	.286	.357	2.3	0.4	30	32	2.0
EVANS, Akili	3-3	24.3	.318	.182	.000	3.0	2.3	3	1	5.3	7-3	15.7	.368	.176	.750	2.0	1.4	4	1	4.9
GAINES, Terrell	6-0	5.4	.286	.333	.667	0.5	0.3	1	0	1.8	6-0	5.4	.286	.333	.667	0.5	0.3	1	0	1.8
HAMMER, Bowen	5-0	3.0	.167	.167	.000	0.2	0.0	0	1	0.6	5-0	3.0	.167	.167	.000	0.2	0.0	0	1	0.6
HANEY, Isaac	8-8	27.7	.349	.366	.879	3.4	1.1	5	0	11.0	96-59	26.4	.388	.338	.780	3.5	1.5	95	4	8.7
LAX, Quan	11-11	30.5	.355	.261	.938	3.2	1.9	10	1	5.9	11-11	30.5	.355	.261	.938	3.2	1.9	10	1	5.9
LOOS, Daniel	8-2	8.8	.500	.000	1.000	1.8	0.1	1	3	1.5	104-58	18.4	.592	.000	.373	3.9	0.5	46	26	6.8
MCCUBBIN, Tate	9-3	16.6	.500	.364	.308	2.3	0.3	10	2	5.1	9-3	16.6	.500	.364	.308	2.3	0.3	10	2	5.1
THOMAS, LJ	9-9	34.7	.414	.321	.800	4.4	3.0	11	0	18.1	51-9	13.5	.430	.407	.741	2.3	1.0	31	3	5.2
WITT, Sai	6-6	22.7	.458	.500	.620	5.2	0.2	5	2	14.3	80-62	25.7	.519	.333	.610	6.7	1.0	70	45	13.8

Scoring

Player	Season Statistics								Career Statistics							
	FG-FGA	FG%	3FG-3FGA	3FG%	FT-FTA	FT%	PTS	PTS/G	FG-FGA	FG%	3FG-3FGA	3FG%	FT-FTA	FT%	PTS	PTS/G
BROOKSHIRE, Anton	16-46	.348	8-29	.276	2-4	.500	42	3.8	72-189	.381	43-135	.319	15-19	.789	202	3.3
BURRIES, Me'Kell	2-8	.250	2-8	.250	0-0	.000	6	0.8	479-989	.484	228-550	.415	129-163	.791	1315	10.9
CARPENTER, Tekao	22-63	.349	19-55	.345	6-10	.600	69	6.3	22-63	.349	19-55	.345	6-10	.600	69	6.3
DANIEL, Javar	11-25	.440	0-1	.000	5-10	.500	27	3.0	20-54	.370	1-9	.111	10-19	.526	51	3.0
DAWSON, Darius	15-33	.455	0-1	.000	12-18	.667	42	3.8	205-412	.498	42-100	.420	111-146	.760	563	10.4
ENMANUEL, Hansel	9-16	.563	1-3	.333	3-5	.600	22	4.4	50-82	.610	2-7	.286	10-28	.357	112	2.0
EVANS, Akili	7-22	.318	2-11	.182	0-0	.000	16	5.3	14-38	.368	3-17	.176	3-4	.750	34	4.9
GAINES, Terrell	2-7	.286	1-3	.333	6-9	.667	11	1.8	2-7	.286	1-3	.333	6-9	.667	11	1.8
HAMMER, Bowen	1-6	.167	1-6	.167	0-0	.000	3	0.6	1-6	.167	1-6	.167	0-0	.000	3	0.6
HANEY, Isaac	22-63	.349	15-41	.366	29-33	.879	88	11.0	259-668	.388	119-352	.338	199-255	.780	836	8.7
LAX, Quan	22-62	.355	6-23	.261	15-16	.938	65	5.9	22-62	.355	6-23	.261	15-16	.938	65	5.9
LOOS, Daniel	4-8	.500	0-0	.000	4-4	1.000	12	1.5	319-539	.592	0-1	.000	66-177	.373	704	6.8
MCCUBBIN, Tate	17-34	.500	8-22	.364	4-13	.308	46	5.1	17-34	.500	8-22	.364	4-13	.308	46	5.1
THOMAS, LJ	63-152	.414	9-28	.321	28-35	.800	163	18.1	101-235	.430	22-54	.407	43-58	.741	267	5.2
WITT, Sai	27-59	.458	1-2	.500	31-50	.620	86	14.3	396-763	.519	10-30	.333	304-498	.610	1106	13.8

Totals

Player	Season Statistics									Career Statistics								
	O-REB	D-REB	TOTAL	PF	FO	A	TO	A/TO	O-REB	D-REB	TOTAL	PF	FO	A	TO	A/TO		
BROOKSHIRE, Anton	1	23	24	17	0	20	14	1.4	8	65	73	50	0	47	40	1.2		
BURRIES, Me'Kell	1	3	4	4	0	0	2	0.0	35	289	324	167	1	175	203	0.9		
CARPENTER, Tekao	4	13	17	23	1	5	10	0.5	4	13	17	23	1	5	10	0.5		
DANIEL, Javar	13	23	36	10	0	3	2	1.5	16	33	49	15	0	9	3	3.0		
DAWSON, Darius	11	10	21	14	0	3	4	0.8	76	227	303	125	2	56	92	0.6		
ENMANUEL, Hansel	9	13	22	9	0	8	0	0.0	54	75	129	63	0	21	14	1.5		
EVANS, Akili	1	8	9	7	0	7	7	1.0	3	11	14	13	1	10	9	1.1		
GAINES, Terrell	1	2	3	1	0	2	3	0.7	1	2	3	1	0	2	3	0.7		
HAMMER, Bowen	0	1	1	3	0	0	0	0.0	0	1	1	3	0	0	0	0.0		
HANEY, Isaac	4	23	27	14	0	9	9	1.0	65	269	334	201	2	148	127	1.2		
LAX, Quan	8	27	35	36	2	21	18	1.2	8	27	35	36	2	21	18	1.2		
LOOS, Daniel	5	9	14	13	0	1	2	0.5	167	243	410	280	19	52	129	0.4		
MCCUBBIN, Tate	7	14	21	14	2	3	4	0.8	7	14	21	14	2	3	4	0.8		
THOMAS, LJ	6	34	40	23	1	27	23	1.2	27	88	115	63	1	53	37	1.4		
WITT, Sai	12	19	31	19	0	1	24	0.0	226	306	532	241	6	78	180	0.4		

AUSTIN PEAY BASKETBALL

CATEGORY LEADERS

Points

##	Player	G	Pts	Pts/G
4	Thomas, LJ	9	163	18.1
3	Haney, Isaac	8	88	11.0
1	Witt, Sai	6	86	14.3
2	Carpenter, Tekao	11	69	6.3
20	Lax, Quan	11	65	5.9
0	McCubbin, Tate	9	46	5.1
12	Brookshire, Anton	11	42	3.8
14	Dawson, Darius	11	42	3.8
5	Daniel, Javar	9	27	3.0
24	Enmanuel, Hansel	5	22	4.4
7	Evans, Akili	3	16	5.3
6	Loos, Daniel	8	12	1.5
10	Gaines, Terrell	6	11	1.8
11	Burries, Me'Kell	8	6	0.8
22	Hammer, Bowen	5	3	0.6

Scoring Average

##	Player	G	Pts	Pts/G
4	Thomas, LJ	9	163	18.1
1	Witt, Sai	6	86	14.3
3	Haney, Isaac	8	88	11.0
2	Carpenter, Tekao	11	69	6.3
20	Lax, Quan	11	65	5.9
7	Evans, Akili	3	16	5.3
0	McCubbin, Tate	9	46	5.1
24	Enmanuel, Hansel	5	22	4.4
12	Brookshire, Anton	11	42	3.8
14	Dawson, Darius	11	42	3.8
5	Daniel, Javar	9	27	3.0
10	Gaines, Terrell	6	11	1.8
6	Loos, Daniel	8	12	1.5
11	Burries, Me'Kell	8	6	0.8
22	Hammer, Bowen	5	3	0.6

Field Goal Percentage

##	Player	FG	Att	Pct
24	Enmanuel, Hansel	9	16	.563
0	McCubbin, Tate	17	34	.500
6	Loos, Daniel	4	8	.500
1	Witt, Sai	27	59	.458
14	Dawson, Darius	15	33	.455
5	Daniel, Javar	11	25	.440
4	Thomas, LJ	63	152	.414
20	Lax, Quan	22	62	.355
3	Haney, Isaac	22	63	.349
2	Carpenter, Tekao	22	63	.349
12	Brookshire, Anton	16	46	.348
7	Evans, Akili	7	22	.318
10	Gaines, Terrell	2	7	.286
11	Burries, Me'Kell	2	8	.250
22	Hammer, Bowen	1	6	.167

Field Goal Attempts

##	Player	G	Att	Att/G
4	Thomas, LJ	9	152	16.9
3	Haney, Isaac	8	63	7.9
2	Carpenter, Tekao	11	63	5.7
20	Lax, Quan	11	62	5.6
1	Witt, Sai	6	59	9.8

Field Goals Made

##	Player	G	Made	Made/G
4	Thomas, LJ	9	63	7.0
1	Witt, Sai	6	27	4.5
3	Haney, Isaac	8	22	2.8
2	Carpenter, Tekao	11	22	2.0
20	Lax, Quan	11	22	2.0

AUSTIN PEAY BASKETBALL

CATEGORY LEADERS (CONTINUED)

3-Point FG Percentage

##	Player	3FG	Att	Pct
1	Witt, Sai	1	2	.500
3	Haney, Isaac	15	41	.366
0	McCubbin, Tate	8	22	.364
2	Carpenter, Tekao	19	55	.345
24	Enmanuel, Hansel	1	3	.333
10	Gaines, Terrell	1	3	.333
4	Thomas, LJ	9	28	.321
12	Brookshire, Anton	8	29	.276
20	Lax, Quan	6	23	.261
11	Burries, Me'Kell	2	8	.250
7	Evans, Akili	2	11	.182
22	Hammer, Bowen	1	6	.167

Free Throw Percentage

##	Player	Made	Att	Pct
6	Loos, Daniel	4	4	1.000
20	Lax, Quan	15	16	.938
3	Haney, Isaac	29	33	.879
4	Thomas, LJ	28	35	.800
14	Dawson, Darius	12	18	.667
10	Gaines, Terrell	6	9	.667
1	Witt, Sai	31	50	.620
2	Carpenter, Tekao	6	10	.600
24	Enmanuel, Hansel	3	5	.600
12	Brookshire, Anton	2	4	.500
5	Daniel, Javar	5	10	.500
0	McCubbin, Tate	4	13	.308

Rebounds

##	Player	G	Reb	Reb/G
4	Thomas, LJ	9	40	4.4
5	Daniel, Javar	9	36	4.0
20	Lax, Quan	11	35	3.2
1	Witt, Sai	6	31	5.2
3	Haney, Isaac	8	27	3.4

Rebounds Average

##	Player	G	Reb	Reb/G
1	Witt, Sai	6	31	5.2
4	Thomas, LJ	9	40	4.4
24	Enmanuel, Hansel	5	22	4.4
5	Daniel, Javar	9	36	4.0
3	Haney, Isaac	8	27	3.4

3-Point FG Attempts

##	Player	G	Att	Att/G
2	Carpenter, Tekao	11	55	5.0
3	Haney, Isaac	8	41	5.1
12	Brookshire, Anton	11	29	2.6
4	Thomas, LJ	9	28	3.1
20	Lax, Quan	11	23	2.1

3-Point FG Made

##	Player	G	Made	Made/G
2	Carpenter, Tekao	11	19	1.7
3	Haney, Isaac	8	15	1.9
4	Thomas, LJ	9	9	1.0
0	McCubbin, Tate	9	8	0.9
12	Brookshire, Anton	11	8	0.7

Free Throw Attempts

##	Player	G	Att	Att/G
1	Witt, Sai	6	50	8.3
4	Thomas, LJ	9	35	3.9
3	Haney, Isaac	8	33	4.1
14	Dawson, Darius	11	18	1.6
20	Lax, Quan	11	16	1.5

Free Throws Made

##	Player	G	Made	Made/G
1	Witt, Sai	6	31	5.2
3	Haney, Isaac	8	29	3.6
4	Thomas, LJ	9	28	3.1
20	Lax, Quan	11	15	1.4
14	Dawson, Darius	11	12	1.1

Assists

##	Player	G	Ast	Ast/G
4	Thomas, LJ	9	27	3.0
20	Lax, Quan	11	21	1.9
12	Brookshire, Anton	11	20	1.8
3	Haney, Isaac	8	9	1.1
24	Enmanuel, Hansel	5	8	1.6

Steals

##	Player	G	Stl	Stl/G
12	Brookshire, Anton	11	12	1.1
4	Thomas, LJ	9	11	1.2
20	Lax, Quan	11	10	0.9
0	McCubbin, Tate	9	10	1.1
24	Enmanuel, Hansel	5	8	1.6

AUSTIN PEAY BASKETBALL

GAME-BY-GAME

Opponent	Date	Score	W	Total		3-Pointers		Free throws		Rebounds										
				FG-FGA	PCT	3FG-3FGA	PCT	FT-FTA	PCT	OFF	DEF	TOT	AVG	PF	A	TO	BLK	STL	PTS	AVG
Union (TN)	11/04/2024	95-75	W	30-62	.484	11-23	.478	24-26	.923	11	26	37	37.0	19	14	9	0	10	95	95.0
at Butler	11/08/2024	68-66	W	28-62	.452	4-17	.235	8-14	.571	10	18	28	32.5	18	8	8	3	9	68	81.5
Chattanooga	11/11/2024	67-61	W	21-48	.438	6-15	.400	19-26	.731	8	28	36	33.7	15	9	11	3	7	67	76.7
at Tennessee	11/17/2024	68-103	L	22-62	.355	10-33	.303	14-17	.824	11	14	25	31.5	25	10	13	2	6	68	74.5
at Morehead St.	11/20/2024	58-63	L	22-55	.400	5-16	.313	9-12	.750	7	23	30	31.2	19	11	8	3	7	58	71.2
vs Georgia St.	11/26/2024	62-50	W	20-50	.400	10-21	.476	12-19	.632	9	24	33	31.5	19	9	12	2	7	62	69.7
vs UT Arlington	11/27/2024	58-68	L	23-61	.377	7-26	.269	5-8	.625	9	21	30	31.3	21	14	7	4	5	58	68.0
at ETSU	11/30/2024	57-79	L	19-57	.333	7-26	.269	12-17	.706	8	21	29	31.0	19	10	10	1	5	57	66.6
at Samford	12/08/2024	47-72	L	19-54	.352	2-17	.118	7-10	.700	10	23	33	31.2	13	8	16	2	8	47	64.4
Southern Ill.	12/14/2024	60-65	L	19-48	.396	6-21	.286	16-24	.667	12	23	35	31.6	18	6	17	2	6	60	64.0
at Ohio	12/18/2024	58-78	L	17-45	.378	5-18	.278	19-34	.559	10	20	30	31.5	21	11	18	4	7	58	63.5
Total		698		240-604	.397	73-233	.313	145-207	.700	105	241	346	31.5	207	110	129	26	77	698	63.5
Opponents		780		272-592	.459	81-230	.352	155-220	.705	117	289	406	36.9	170	157	144	43	67	780	70.9

Austin Peay Averages

Games Played	Points/game	FG Pct	3FG Pct	FT Pct	Rebounds/game	Assists/game	Turnovers/game	Assist/Turnover ratio	Steals/game	Blocks/game
11	63.5	39.7	31.3	70.0	31.5	10.0	11.7	0.9	7.0	2.4

AUSTIN PEAY BASKETBALL

OPPONENT GAME-BY-GAME

Opponent	Date	Score	W	Total		3-Pointers		Free throws		Rebounds				PF	A	TO	BLK	STL	PTS	AVG
				FG-FGA	PCT	3FG-3FGA	PCT	FT-FTA	PCT	OFF	DEF	TOT	AVG							
Union (TN)	11/04/2024	95-75	W	25-54	.463	11-27	.407	14-25	.560	10	22	32	32.0	16	17	16	4	4	75	75.0
at Butler	11/08/2024	68-66	W	21-49	.429	7-25	.280	17-19	.895	9	25	34	33.0	14	12	16	4	5	66	70.5
Chattanooga	11/11/2024	67-61	W	25-64	.391	5-29	.172	6-9	.667	14	23	37	34.3	19	14	12	1	6	61	67.3
at Tennessee	11/17/2024	68-103	L	37-58	.638	5-14	.357	24-33	.727	13	30	43	36.5	17	22	11	10	10	103	76.3
at Morehead St.	11/20/2024	58-63	L	24-49	.490	2-13	.154	13-21	.619	8	27	35	36.2	12	10	11	4	3	63	73.6
vs Georgia St.	11/26/2024	62-50	W	15-39	.385	5-13	.385	15-23	.652	5	25	30	35.2	15	8	17	2	7	50	69.7
vs UT Arlington	11/27/2024	58-68	L	18-44	.409	9-17	.529	23-27	.852	7	31	38	35.6	12	5	13	3	2	68	69.4
at ETSU	11/30/2024	57-79	L	30-63	.476	8-21	.381	11-17	.647	15	31	46	36.9	12	20	9	3	5	79	70.6
at Samford	12/08/2024	47-72	L	27-66	.409	11-31	.355	7-10	.700	18	28	46	37.9	11	18	12	6	11	72	70.8
Southern Ill.	12/14/2024	60-65	L	24-56	.429	6-16	.375	11-17	.647	13	21	34	37.5	19	12	12	3	3	65	70.2
at Ohio	12/18/2024	58-78	L	26-50	.520	12-24	.500	14-19	.737	5	26	31	36.9	23	19	15	3	11	78	70.9
Total		780		272-592	.459	81-230	.352	155-220	.705	117	289	406	36.9	170	157	144	43	67	780	70.9
Austin Peay		698		240-604	.397	73-233	.313	145-207	.700	105	241	346	31.5	207	110	129	26	77	698	63.5

Opponents Averages

Games Played	Points/game	FG Pct	3FG Pct	FT Pct	Rebounds/game	Assists/game	Turnovers/game	Assist/Turnover ratio	Steals/game	Blocks/game
11	70.9	45.9	35.2	70.5	36.9	14.3	13.1	1.1	6.1	3.9

AUSTIN PEAY BASKETBALL

TV/RADIO CHART



•0•
Tate McCubbin
 6-8, Fr., G/F
 Columbia, Mo.
 Battle HS



•1•
Sai Witt
 6-8, Gr., F
 Kansas City, Mo.
 Lincoln (Mo.)
 Raytown South HS



•2•
Tekao Carpenter
 6-3, Jr., G
 Alexandria, Va.
 Moberly Area CC
 National Christian Acad.



•3•
Isaac Haney
 6-2, Sr., G
 West Plains, Mo.
 Northwestern State
 Kickapoo HS



•4•
LJ Thomas
 6-2, Jr., G
 Plant City, Fla.
 North Carolina State
 Bull City Prep



•5•
JaVar Daniel
 6-10, So., G/F
 Memphis, Tenn.
 We Are United Prep



•6•
Daniel Loos
 6-6, Gr., F
 Clarksville, Tenn.
 Christian Brothers
 Clarksville Academy



•7•
Akili Evans
 6-5, RJr., G/F
 Waterbury, Conn.
 Moberly Area CC
 Lee Academy Prep



•10•
Terrell Gaines
 5-8, Fr., G
 West Plains, Mo.
 Liberty HS



•11•
Me'Kell Burries
 6-3, Gr., G
 Newport, Ky.
 Lincoln Memorial
 Newport HS



•12•
Anton Brookshire
 6-2, RJr., G
 Milwaukee, Wis.
 Iona
 Kickapoo HS



•14•
Darius Dawson
 6-6, Sr., G/F
 Sumter, S.C.
 Missouri Southern
 West Florence HS



•20•
Quan Lax
 6-1, RJr., G
 Bolivar, Tenn.
 Freed-Hardeman
 Bolivar HS



•22•
Bowen Hammer
 6-8, Fr., G/F
 Santa Clara, Utah
 Fairmont Prep Acad.



•24•
Hansel Enmanuel
 6-6, Jr., G
 Los Mina, Dominican Rep.
 Northwestern State
 Life Christian Academy



Corey Gipson
 Head Coach
 Second season



Rodney Hamilton
 Associate Head Coach
 Second season



Tim Ward
 Assistant Coach
 Second season



Dugan Lyne
 Assistant Coach
 First season



Dewayne Jackson
 Assistant Coach
 First season