



Officials: Bart Lenox, Hunter Allen, Michael Swoboda

UMES - 63

Record: 0-1

NO.	Name	F	Min	FG			3P			FT			Rebounds			Fouls		TP	AS	TO	ST	Blocks		+/-
				M-A	M-A	M-A	OR	DR	TOT	PF	FD	BS	BA											
24	Jalen Ware	F	28:07	2-6	0-3	0-2	2	7	9	3	3	4	1	2	0	0	0	0	0	0	0	-34		
35	Christopher Flippin	F	17:40	2-3	0-0	3-4	1	3	4	3	2	7	0	0	0	0	0	0	0	0	0	-22		
0	Ketron Shaw	G	31:18	8-16	1-1	6-9	1	2	3	3	6	23	2	5	1	0	2	0	2	0	-24			
5	Cardell Bailey	G	21:46	4-10	2-6	0-0	0	3	3	0	0	10	0	0	0	0	0	0	0	0	-27			
10	Jose Cuello	G	31:07	1-4	1-2	1-4	0	0	0	3	3	4	2	4	0	0	1	0	0	0	-33			
1	Ralph Martino Jr.		29:27	2-3	1-2	0-0	0	6	6	3	0	5	1	2	0	0	0	0	0	0	-24			
4	Kyrell Shaw		16:55	3-9	2-7	0-0	0	1	1	0	0	8	1	1	0	0	1	0	0	1	-12			
21	Lawrence Foreman		15:23	1-1	0-0	0-0	0	4	4	2	1	2	0	0	0	0	0	0	0	0	-13			
22	Maurice Vassel		08:17	0-0	0-0	0-0	0	0	0	2	0	0	0	1	0	0	0	0	0	0	-6			
Team							0	0	0			0												
<b>Totals</b>				23-52	7-21	10-19	4	26	30	19	15	63	7	15	1	0	4	0	4			-39		

Shooting By Period		
1st FG%	13-28	46.4%
3PT%	3-10	30.0%
FT%	4-6	66.7%
2nd FG%	10-24	41.7%
3PT%	4-11	36.4%
FT%	6-13	46.2%
GM FG%	23-52	44.2%
3PT%	7-21	33.3%
FT%	10-19	52.6%

Dead Ball Rebounds: 3, 0

Technical Fouls::NONE

Vanderbilt - 102

Record: 1-0

NO.	Name	F	Min	FG			3P			FT			Rebounds			Fouls		TP	AS	TO	ST	Blocks		+/-
				M-A	M-A	M-A	OR	DR	TOT	PF	FD	BS	BA											
5	Tyler Nickel	F	22:07	4-8	3-7	3-4	0	1	1	0	2	14	1	0	1	1	0	25						
99	Devin McGlockton	F	22:30	10-10	0-0	4-5	6	7	13	2	3	24	0	0	0	2	0	21						
1	Jason Edwards	G	27:55	6-16	3-10	4-5	1	1	2	2	3	19	5	0	1	0	0	27						
2	MJ Collins	G	19:18	2-7	1-4	0-0	1	2	3	2	0	5	2	1	1	0	0	13						
4	Grant Huffman	G	24:04	0-1	0-0	1-2	0	3	3	3	1	1	2	0	1	1	0	24						
22	Jaylen Carey		21:21	5-8	0-1	3-9	3	7	10	1	6	13	1	0	1	0	0	20						
3	Tyler Tanner		18:49	4-8	1-5	0-0	0	0	0	1	0	9	3	0	3	0	0	18						
30	Chris Manon		16:56	2-6	0-2	2-2	1	3	4	2	1	6	2	0	1	0	0	11						
24	JaQualon "JQ" Roberts		08:30	2-3	0-1	5-6	2	1	3	0	3	9	0	0	1	0	0	12						
10	Jordan Williams		03:54	0-2	0-2	0-0	0	1	1	0	0	0	0	0	0	0	0	5						
7	Graham Calton		03:39	1-2	0-1	0-0	0	0	0	1	0	2	0	0	0	0	0	4						
15	Coleson Messer		03:39	0-0	0-0	0-0	0	0	0	0	0	0	1	0	1	0	0	5						
21	Hollman Smith		03:39	0-1	0-1	0-0	0	2	2	1	0	0	0	0	0	0	0	5						
25	Miles Keeffe		03:39	0-0	0-0	0-0	0	1	1	0	0	0	1	0	0	0	0	5						
Team							3	2	5			0												
<b>Totals</b>				36-72	8-34	22-33	17	31	48	15	19	102	18	1	11	4	0	39						

Shooting By Period		
1st FG%	17-36	47.2%
3PT%	4-18	22.2%
FT%	7-13	53.8%
2nd FG%	19-36	52.8%
3PT%	4-16	25.0%
FT%	15-20	75%
GM FG%	36-72	50.0%
3PT%	8-34	23.5%
FT%	22-33	66.7%

Dead Ball Rebounds: 4, 0

Technical Fouls::NONE

	MES	Vandy
Biggest lead	2 (1st 19:39)	39 (2nd 2:14)
Best Scoring Run	9 (1st 2:59)	12 (2nd 2:14)
Lead Changes	1	
Times Tied	0	
Time with Lead	00:22	39:17

Points from	MES	Vandy
Turnovers	2	25
Paint	24	52
Second Chance	4	26
Fast Breaks	8	17
Bench	15	39

	Period by Period Scoring		
	1st	2nd	TOT
MES	33	30	63
Vandy	45	57	102



**UMES at Vanderbilt**

11/04/24 Memorial Gymnasium, Nashville, Tenn.  
Vanderbilt vs. Maryland Eastern Shore

**Game Time:** 7:00 PM  
**Game Duration:** 1:58  
**Attendance:** 5,011

**Officials:** Bart Lenox, Hunter Allen, Michael Swoboda

**Period 1**

**Quarter Starters:**

<b>Vandy</b>	1 Edwards J	2 Collins M	4 Huffman G	5 Nickel T	99 McGlockton D
<b>MES</b>	0 Shaw K	5 Bailey C	10 Cuello J	24 Ware J	35 Flippin C

Game Time	Vandy	Score	Diff	MES
20:00	99 MCGLOCKTON D jumpball lost			35 FLIPPIN C jumpball won
19:39		<b>0-2</b>	<b>-2</b>	35 FLIPPIN C 2pt FG in the paint, turnaround jump shot made (2)
19:17	1 EDWARDS J 3pt FG , turnaround jump shot made (3)	<b>3-2</b>	<b>1</b>	
18:51				24 WARE J 2pt FG in the paint, layup missed
18:48	99 MCGLOCKTON D defensive rebound (1)			
18:37	1 EDWARDS J 3pt FG , jump shot missed			
18:34				5 BAILEY C defensive rebound (1)
18:18				5 BAILEY C 3pt FG , jump shot missed
18:16	2 COLLINS M defensive rebound (1)			
17:55	5 NICKEL T foul drawn (1)			35 FLIPPIN C foul shooting (1 - 1)
17:55	5 NICKEL T free throw 1 - 2 made (1)	<b>4-2</b>	<b>2</b>	
17:55	5 NICKEL T free throw 2 - 2 made (2)	<b>5-2</b>	<b>3</b>	
17:34				0 SHAW K 2pt FG in the paint, layup blocked
17:34	99 MCGLOCKTON D block (1)			
17:31	5 NICKEL T defensive rebound (1)			
17:27	1 EDWARDS J 3pt FG , jump shot missed			
17:24				35 FLIPPIN C defensive rebound (1)
17:20	1 EDWARDS J foul shooting (1 - 1)			35 FLIPPIN C foul drawn (1)
17:20		<b>5-3</b>	<b>2</b>	35 FLIPPIN C free throw fast break 1 - 2 made (3)
17:20	99 MCGLOCKTON D substitution out			
17:20	22 CAREY J substitution in			
17:20				35 FLIPPIN C free throw fast break 2 - 2 missed
17:19	22 CAREY J defensive rebound (1)			
16:58	2 COLLINS M 3pt FG , jump shot missed			
16:56	22 CAREY J offensive rebound (2)			
16:48	5 NICKEL T 2pt FG second chance outside the paint, jump shot made (4)	<b>7-3</b>	<b>4</b>	
16:22				5 BAILEY C 2pt FG outside the paint, jump shot missed
16:20	22 CAREY J defensive rebound (3)			
16:11	22 CAREY J 2pt FG in the paint, layup made (2)	<b>9-3</b>	<b>6</b>	
15:57	4 HUFFMAN G foul personal (1 - 2)			10 CUELLO J foul drawn (1)
15:57	Timeout media			
15:57	2 COLLINS M substitution out			
15:57	4 HUFFMAN G substitution out			
15:57	3 TANNER T substitution in			
15:57	30 MANON C substitution in			
15:38		<b>9-5</b>	<b>4</b>	0 SHAW K 2pt FG in the paint, pull up jump shot made (2)
15:19	1 EDWARDS J 2pt FG in the paint, driving layup made (5)	<b>11-5</b>	<b>6</b>	
14:55				10 CUELLO J 2pt FG in the paint, driving layup blocked
14:55	5 NICKEL T block (1)			
14:53	defensive rebound (7)			
14:41	1 EDWARDS J 2pt FG in the paint, driving layup made (7)	<b>13-5</b>	<b>8</b>	
14:09				0 SHAW K turnover travel (1)



**UMES at Vanderbilt**

11/04/24 Memorial Gymnasium, Nashville, Tenn.  
Vanderbilt vs. Maryland Eastern Shore

**Game Time:** 7:00 PM  
**Game Duration:** 1:58  
**Attendance:** 5,011

**Officials:** Bart Lenox, Hunter Allen, Michael Swoboda

Game Time	Vandy	Score	Diff	MES
14:09	5 NICKEL T substitution out			
14:09	99 MCGLOCKTON D substitution in			
14:09				5 BAILEY C substitution out
14:09				1 MARTINO JR. R substitution in
13:55	22 CAREY J 2pt FG from turnover in the paint, turnaround jump shot made (4)	15-5	10	
13:28		15-7	8	0 SHAW K 2pt FG in the paint, jump shot made (4)
13:18	3 TANNER T 3pt FG , jump shot missed			
13:16	99 MCGLOCKTON D offensive rebound (2)			
13:13	99 MCGLOCKTON D 2pt FG second chance in the paint, layup made (2)	17-7	10	
13:00				10 CUELLO J 2pt FG outside the paint, pull up jump shot missed
12:58	22 CAREY J defensive rebound (4)			
12:44	99 MCGLOCKTON D 2pt FG outside the paint, step back jump shot made (4)	19-7	12	
12:44	3 TANNER T assist (1)			
12:20				0 SHAW K 2pt FG outside the paint, turnaround jump shot missed
12:18	22 CAREY J defensive rebound (5)			
12:13	22 CAREY J 2pt FG in the paint, layup missed			
12:13	offensive rebound (11)			
12:13	22 CAREY J foul drawn (1)			24 WARE J foul shooting (1 - 2)
12:13	22 CAREY J free throw 1 - 2 missed			
12:13	offensive dead ball rebound (1)			
12:13	1 EDWARDS J substitution out			
12:13	3 TANNER T substitution out			
12:13	2 COLLINS M substitution in			
12:13	4 HUFFMAN G substitution in			
12:13				10 CUELLO J substitution out
12:13				4 SHAW K substitution in
12:13	22 CAREY J free throw 2 - 2 missed			
12:12				1 MARTINO JR. R defensive rebound (1)
11:57	2 COLLINS M foul shooting (1 - 3)			0 SHAW K foul drawn (1)
11:57				Timeout media
11:57		19-8	11	0 SHAW K free throw 1 - 2 made (5)
11:57				0 SHAW K free throw 2 - 2 missed
11:56	99 MCGLOCKTON D defensive rebound (3)			
11:39	30 MANON C 3pt FG , jump shot missed			
11:36				0 SHAW K defensive rebound (1)
11:31				4 SHAW K 3pt FG , jump shot missed
11:29	22 CAREY J defensive rebound (6)			
11:20	99 MCGLOCKTON D 2pt FG in the paint, dunk, made (6)	21-8	13	
11:20	22 CAREY J assist (1)			
10:49		21-10	11	4 SHAW K 2pt FG outside the paint, pull up jump shot made (2)
10:39	2 COLLINS M 2pt FG in the paint, driving layup made (2)	23-10	13	
10:09		23-12	11	24 WARE J 2pt FG in the paint, turnaround jump shot made (2)
09:59	22 CAREY J 3pt FG , jump shot missed			
09:58				24 WARE J defensive rebound (1)
09:58	30 MANON C foul personal (1 - 4)			24 WARE J foul drawn (1)
09:58	2 COLLINS M substitution out			



**UMES at Vanderbilt**

11/04/24 Memorial Gymnasium, Nashville, Tenn.  
Vanderbilt vs. Maryland Eastern Shore

**Game Time:** 7:00 PM  
**Game Duration:** 1:58  
**Attendance:** 5,011

**Officials:** Bart Lenox, Hunter Allen, Michael Swoboda

Game Time	Vandy	Score	Diff	MES
09:58	22 CAREY J substitution out			
09:58	30 MANON C substitution out			
09:58	1 EDWARDS J substitution in			
09:58	5 NICKEL T substitution in			
09:58	24 ROBERTS J substitution in			
09:58				35 FLIPPIN C substitution out
09:58				21 FOREMAN L substitution in
09:34				24 WARE J turnover bad pass (1)
09:15	5 NICKEL T 3pt FG from turnover, jump shot missed			
09:13				4 SHAW K defensive rebound (1)
09:07				4 SHAW K 3pt FG , jump shot missed
09:06	defensive rebound (14)			
08:55	5 NICKEL T 3pt FG , jump shot missed			
08:53	99 MCGLOCKTON D offensive rebound (4)			
08:43	24 ROBERTS J 2pt FG second chance in the paint, dunk, made (2)	<b>25-12</b>	<b>13</b>	
08:43	1 EDWARDS J assist (1)			
08:10		<b>25-15</b>	<b>10</b>	0 SHAW K 3pt FG , jump shot made (8)
08:01	99 MCGLOCKTON D 2pt FG in the paint, layup made (8)	<b>27-15</b>	<b>12</b>	
08:01	5 NICKEL T assist (1)			
08:01	99 MCGLOCKTON D foul drawn (1)			21 FOREMAN L foul shooting (1 - 3)
08:01				0 SHAW K substitution out
08:01				10 CUELLO J substitution in
08:01	99 MCGLOCKTON D free throw 1 - 1 missed			
08:00	24 ROBERTS J offensive rebound (1)			
07:51	5 NICKEL T 3pt FG second chance, jump shot made (7)	<b>30-15</b>	<b>15</b>	
07:51	1 EDWARDS J assist (2)			
07:32				24 WARE J 3pt FG , jump shot missed
07:30	99 MCGLOCKTON D defensive rebound (5)			
07:22	1 EDWARDS J 3pt FG , jump shot missed			
07:18	99 MCGLOCKTON D offensive rebound (6)			
07:13	1 EDWARDS J 2pt FG second chance in the paint, layup missed			
07:11	24 ROBERTS J offensive rebound (2)			
07:07	4 HUFFMAN G 2pt FG second chance in the paint, layup missed			
07:04				21 FOREMAN L defensive rebound (1)
06:44		<b>30-18</b>	<b>12</b>	4 SHAW K 3pt FG , jump shot made (5)
06:36	5 NICKEL T 3pt FG fast break, jump shot made (10)	<b>33-18</b>	<b>15</b>	
06:36	1 EDWARDS J assist (3)			
06:12	24 ROBERTS J steal (1)			10 CUELLO J turnover bad pass (1)
06:12	Timeout media			
06:12	4 HUFFMAN G substitution out			
06:12	24 ROBERTS J substitution out			
06:12	99 MCGLOCKTON D substitution out			
06:12	2 COLLINS M substitution in			
06:12	3 TANNER T substitution in			
06:12	22 CAREY J substitution in			
06:12				21 FOREMAN L substitution out
06:12				24 WARE J substitution out
06:12				0 SHAW K substitution in



**UMES at Vanderbilt**

11/04/24 Memorial Gymnasium, Nashville, Tenn.  
Vanderbilt vs. Maryland Eastern Shore

**Game Time:** 7:00 PM  
**Game Duration:** 1:58  
**Attendance:** 5,011

**Officials:** Bart Lenox, Hunter Allen, Michael Swoboda

Game Time	Vandy	Score	Diff	MES
06:12				35 FLIPPIN C substitution in
05:52	3 TANNER T 3pt FG from turnover, jump shot made (3)	<b>36-18</b>	<b>18</b>	
05:52	2 COLLINS M assist (1)			
05:32	3 TANNER T steal (1)			0 SHAW K turnover bad pass (2)
05:27	3 TANNER T 2pt FG fast break from turnover in the paint, dunk, made (5)	<b>38-18</b>	<b>20</b>	
05:09				4 SHAW K 3pt FG , jump shot missed
05:07	1 EDWARDS J defensive rebound (1)			
05:01	3 TANNER T 3pt FG , jump shot missed			
04:59				35 FLIPPIN C defensive rebound (2)
04:55				0 SHAW K 2pt FG in the paint, layup missed
04:52				35 FLIPPIN C offensive rebound (3)
04:50		<b>38-20</b>	<b>18</b>	35 FLIPPIN C 2pt FG second chance in the paint, turnaround jump shot made (5)
04:38	1 EDWARDS J 3pt FG , jump shot missed			
04:35				35 FLIPPIN C defensive rebound (4)
04:25		<b>38-23</b>	<b>15</b>	1 MARTINO JR. R 3pt FG , jump shot made (3)
04:25				4 SHAW K assist (1)
04:04	2 COLLINS M 2pt FG in the paint, jump shot missed			
04:01				1 MARTINO JR. R defensive rebound (2)
03:56		<b>38-25</b>	<b>13</b>	0 SHAW K 2pt FG in the paint, jump shot made (10)
03:56				10 CUELLO J assist (1)
03:38	22 CAREY J foul drawn (2)			0 SHAW K foul shooting (1 - 4)
03:38	Timeout media			
03:38	1 EDWARDS J substitution out			
03:38	5 NICKEL T substitution out			
03:38	4 HUFFMAN G substitution in			
03:38	10 WILLIAMS J substitution in			
03:38				4 SHAW K substitution out
03:38				5 BAILEY C substitution in
03:38	22 CAREY J free throw 1 - 2 missed			
03:38	offensive dead ball rebound (2)			
03:38	22 CAREY J free throw 2 - 2 missed			
03:38	offensive rebound (21)			
03:38				35 FLIPPIN C substitution out
03:38				24 WARE J substitution in
03:36	10 WILLIAMS J 3pt FG second chance, jump shot missed			
03:33				1 MARTINO JR. R defensive rebound (3)
03:11				24 WARE J 3pt FG , jump shot missed
03:09	2 COLLINS M defensive rebound (2)			
03:04	2 COLLINS M turnover lost ball (1)			0 SHAW K steal (1)
02:59		<b>38-27</b>	<b>11</b>	5 BAILEY C 2pt FG fast break from turnover in the paint, dunk, made (2)
02:59				10 CUELLO J assist (2)
02:44	22 CAREY J 2pt FG in the paint, layup missed			
02:44	22 CAREY J offensive rebound (7)			
02:44	22 CAREY J foul drawn (3)			24 WARE J foul shooting (2 - 5)
02:44	22 CAREY J free throw 1 - 2 made (5)	<b>39-27</b>	<b>12</b>	
02:44	2 COLLINS M substitution out			
02:44	3 TANNER T substitution out			



**UMES at Vanderbilt**

11/04/24 Memorial Gymnasium, Nashville, Tenn.  
Vanderbilt vs. Maryland Eastern Shore

**Game Time:** 7:00 PM  
**Game Duration:** 1:58  
**Attendance:** 5,011

**Officials:** Bart Lenox, Hunter Allen, Michael Swoboda

Game Time	Vandy	Score	Diff	MES
02:44	1 EDWARDS J substitution in			
02:44	30 MANON C substitution in			
02:44				24 WARE J substitution out
02:44				21 FOREMAN L substitution in
02:44	22 CAREY J free throw 2 - 2 missed			
02:43				21 FOREMAN L defensive rebound (2)
02:24				5 BAILEY C 3pt FG , jump shot missed
02:22	30 MANON C defensive rebound (1)			
02:06	10 WILLIAMS J 3pt FG , jump shot missed			
02:03	22 CAREY J offensive rebound (8)			
01:59	22 CAREY J 2pt FG second chance in the paint, layup made (7)	<b>41-27</b>	<b>14</b>	
01:35	30 MANON C foul shooting (2 - 5)			0 SHAW K foul drawn (2)
01:35		<b>41-28</b>	<b>13</b>	0 SHAW K free throw 1 - 2 made (11)
01:35	10 WILLIAMS J substitution out			
01:35	22 CAREY J substitution out			
01:35	5 NICKEL T substitution in			
01:35	99 MCGLOCKTON D substitution in			
01:35				21 FOREMAN L substitution out
01:35				22 VASSEL M substitution in
01:35		<b>41-29</b>	<b>12</b>	0 SHAW K free throw 2 - 2 made (12)
01:19	30 MANON C foul drawn (1)			0 SHAW K foul shooting (2 - 6)
01:19	30 MANON C free throw 1 - 2 made (1)	<b>42-29</b>	<b>13</b>	
01:19	30 MANON C free throw 2 - 2 made (2)	<b>43-29</b>	<b>14</b>	
00:57		<b>43-31</b>	<b>12</b>	0 SHAW K 2pt FG outside the paint, pull up jump shot made (14)
00:42	30 MANON C 3pt FG , jump shot missed			
00:39				1 MARTINO JR. R defensive rebound (4)
00:35		<b>43-33</b>	<b>10</b>	0 SHAW K 2pt FG fast break in the paint, layup made (16)
00:35				1 MARTINO JR. R assist (1)
00:27	Timeout 30 Sec			
00:06	99 MCGLOCKTON D foul drawn (2)			0 SHAW K foul shooting (3 - 7)
00:06	99 MCGLOCKTON D free throw 1 - 2 made (9)	<b>44-33</b>	<b>11</b>	
00:06	5 NICKEL T substitution out			
00:06	30 MANON C substitution out			
00:06	2 COLLINS M substitution in			
00:06	3 TANNER T substitution in			
00:06	99 MCGLOCKTON D free throw 2 - 2 made (10)	<b>45-33</b>	<b>12</b>	
00:02				0 SHAW K 2pt FG outside the paint, pull up jump shot missed
00:02	99 MCGLOCKTON D defensive rebound (7)			
<b>END OF PERIOD</b>				
<b>Vandy 45-33 MES</b>				



Officials: Bart Lenox, Hunter Allen, Michael Swoboda

UMES - 33

NO.	Name	F	Min	FG	3P	FT	Rebounds			Fouls		TP	AS	TO	ST	Blocks		+/-
				M-A	M-A	M-A	OR	DR	TOT	PF	FD					BS	BA	
24	Jalen Ware	F	14:42	1-4	0-2	0-0	0	1	1	2	1	2	0	1	0	0	0	-14
35	Christopher Flippin	F	12:36	2-2	0-0	1-2	1	3	4	1	1	5	0	0	0	0	0	-9
0	Ketron Shaw	G	18:11	6-10	1-1	3-4	0	1	1	3	2	16	0	2	1	0	1	-9
5	Cardell Bailey	G	09:29	1-4	0-2	0-0	0	1	1	0	0	2	0	0	0	0	0	-7
10	Jose Cuello	G	15:48	0-2	0-0	0-0	0	0	0	0	1	0	2	1	0	0	1	-12
1	Ralph Martino Jr.		14:09	1-1	1-1	0-0	0	4	4	0	0	3	1	0	0	0	0	-4
4	Kyrell Shaw		08:35	2-5	1-4	0-0	0	1	1	0	0	5	1	0	0	0	0	-1
21	Lawrence Foreman		04:55	0-0	0-0	0-0	0	2	2	1	0	0	0	0	0	0	0	-5
22	Maurice Vassel		01:35	0-0	0-0	0-0	0	0	0	0	0	0	0	0	0	0	0	1
Team							0	0	0			0						
<b>Totals</b>				13-28	3-10	4-6	1	13	14	7	5	33	4	4	1	0	2	-12

Shooting By Period		
1st FG%	13-28	46.4%
3PT%	3-10	30.0%
FT%	4-6	66.7%
GM FG%	13-28	46.4%
3PT%	3-10	30.0%
FT%	4-6	66.7%

Dead Ball Rebounds: 0, 0

Technical Fouls::NONE

Vanderbilt - 45

NO.	Name	F	Min	FG	3P	FT	Rebounds			Fouls		TP	AS	TO	ST	Blocks		+/-
				M-A	M-A	M-A	OR	DR	TOT	PF	FD					BS	BA	
5	Tyler Nickel	F	13:39	3-5	2-4	2-2	0	1	1	0	1	10	1	0	0	1	0	8
99	Devin McGlockton	F	12:12	4-4	0-0	2-3	3	4	7	0	2	10	0	0	0	1	0	8
1	Jason Edwards	G	16:51	3-8	1-5	0-0	0	1	1	1	0	7	3	0	0	0	0	14
2	MJ Collins	G	09:53	1-3	0-1	0-0	0	2	2	1	0	2	1	1	0	0	0	3
4	Grant Huffman	G	13:42	0-1	0-0	0-0	0	0	0	1	0	0	0	0	0	0	0	8
22	Jaylen Carey		11:59	3-6	0-1	1-6	3	5	8	0	3	7	1	0	0	0	0	7
3	Tyler Tanner		07:19	2-4	1-3	0-0	0	0	0	0	0	5	1	0	1	0	0	4
30	Chris Manon		08:36	0-2	0-2	2-2	0	1	1	2	1	2	0	0	0	0	0	4
24	JaQualon "JQ" Roberts		03:46	1-1	0-0	0-0	2	0	2	0	0	2	0	0	1	0	0	4
10	Jordan Williams		02:03	0-2	0-2	0-0	0	0	0	0	0	0	0	0	0	0	0	0
Team							2	2	4			0						
<b>Totals</b>				17-36	4-18	7-13	10	16	26	5	7	45	7	1	2	2	0	12

Shooting By Period		
1st FG%	17-36	47.2%
3PT%	4-18	22.2%
FT%	7-13	53.8%
GM FG%	17-36	47.2%
3PT%	4-18	22.2%
FT%	7-13	53.8%

Dead Ball Rebounds: 2, 0

Technical Fouls::NONE

	MES	Vandy
Biggest lead	2 (1st 19:39)	20 (1st 5:27)
Best Scoring Run	9 (1st 2:59)	8 (1st 5:27)
Lead Changes	1	
Times Tied	0	
Time with Lead	00:22	19:17

Points from	MES	Vandy
Turnovers	2	7
Paint	16	22
Second Chance	2	12
Fast Breaks	5	5
Bench	8	16

	Period by Period Scoring		
	1st	2nd	TOT
MES	33	30	63
Vandy	45	57	102



**UMES at Vanderbilt**

11/04/24 Memorial Gymnasium, Nashville, Tenn.  
Vanderbilt vs. Maryland Eastern Shore

**Game Time:** 7:00 PM  
**Game Duration:** 1:58  
**Attendance:** 5,011

**Officials:** Bart Lenox, Hunter Allen, Michael Swoboda

**Period 2**

**Quarter Starters:**

<b>Vandy</b>	1 Edwards J	4 Huffman G	5 Nickel T	22 Carey J	99 McGlockton D
<b>MES</b>	0 Shaw K	5 Bailey C	10 Cuello J	24 Ware J	35 Flippin C

Game Time	Vandy	Score	Diff	MES
20:00	2 COLLINS M substitution out			
20:00	3 TANNER T substitution out			
20:00	5 NICKEL T substitution in			
20:00	22 CAREY J substitution in			
20:00				1 MARTINO JR. R substitution out
20:00				22 VASSEL M substitution out
20:00				24 WARE J substitution in
20:00				35 FLIPPIN C substitution in
19:46	1 EDWARDS J foul drawn (1)			35 FLIPPIN C foul shooting (2 - 1)
19:46	1 EDWARDS J free throw 1 - 2 made (8)	<b>46-33</b>	<b>13</b>	
19:46				35 FLIPPIN C substitution out
19:46				22 VASSEL M substitution in
19:46	1 EDWARDS J free throw 2 - 2 made (9)	<b>47-33</b>	<b>14</b>	
19:19	4 HUFFMAN G foul shooting (2 - 1)			0 SHAW K foul drawn (3)
19:19		<b>47-34</b>	<b>13</b>	0 SHAW K free throw 1 - 2 made (17)
19:19		<b>47-35</b>	<b>12</b>	0 SHAW K free throw 2 - 2 made (18)
19:07	99 MCGLOCKTON D 2pt FG in the paint, dunk, made (12)	<b>49-35</b>	<b>14</b>	
19:07	1 EDWARDS J assist (4)			
18:53				5 BAILEY C 3pt FG , jump shot missed
18:48	4 HUFFMAN G defensive rebound (1)			
18:41	22 CAREY J 2pt FG in the paint, driving layup made (9)	<b>51-35</b>	<b>16</b>	
18:41	22 CAREY J foul drawn (4)			22 VASSEL M foul shooting (1 - 2)
18:41	22 CAREY J free throw 1 - 1 missed			
18:40				24 WARE J defensive rebound (2)
18:23				0 SHAW K 2pt FG outside the paint, jump shot missed
18:21	4 HUFFMAN G defensive rebound (2)			
18:14	5 NICKEL T 3pt FG , jump shot missed			
18:12				5 BAILEY C defensive rebound (2)
17:50				Timeout 30 Sec
17:50				Timeout media
17:46				0 SHAW K 2pt FG in the paint, driving layup missed
17:42				0 SHAW K offensive rebound (2)
17:42				0 SHAW K 2pt FG second chance in the paint, tip-in layup missed
17:42	22 CAREY J defensive rebound (9)			
17:39	1 EDWARDS J 3pt FG , jump shot missed			
17:36				24 WARE J defensive rebound (3)
17:25		<b>51-37</b>	<b>14</b>	5 BAILEY C 2pt FG outside the paint, jump shot made (4)
17:25				0 SHAW K assist (1)
17:08	1 EDWARDS J 2pt FG in the paint, layup missed			
17:05				24 WARE J defensive rebound (4)
16:55				24 WARE J 3pt FG , jump shot missed
16:52	99 MCGLOCKTON D defensive rebound (8)			





**UMES at Vanderbilt**

11/04/24 Memorial Gymnasium, Nashville, Tenn.  
Vanderbilt vs. Maryland Eastern Shore

**Game Time:** 7:00 PM  
**Game Duration:** 1:58  
**Attendance:** 5,011

**Officials:** Bart Lenox, Hunter Allen, Michael Swoboda

Game Time	Vandy	Score	Diff	MES
16:40	1 EDWARDS J 3pt FG , jump shot made (12)	<b>54-37</b>	<b>17</b>	
16:40	4 HUFFMAN G assist (1)			
16:23	1 EDWARDS J steal (1)			0 SHAW K turnover lost ball (3)
16:18	99 MCGLOCKTON D 2pt FG fast break from turnover in the paint, driving layup made (14)	<b>56-37</b>	<b>19</b>	
16:18	1 EDWARDS J assist (5)			
15:51				5 BAILEY C 2pt FG in the paint, turnaround jump shot missed
15:49	99 MCGLOCKTON D defensive rebound (9)			
15:37	1 EDWARDS J 3pt FG , jump shot missed			
15:36				0 SHAW K defensive rebound (3)
15:36	99 MCGLOCKTON D foul personal (1 - 2)			0 SHAW K foul drawn (4)
15:36	Timeout media			
15:36	1 EDWARDS J substitution out			
15:36	99 MCGLOCKTON D substitution out			
15:36	2 COLLINS M substitution in			
15:36	30 MANON C substitution in			
15:18	22 CAREY J foul drawn (5)			22 VASSEL M foul offensive (2 - 3)
15:18				22 VASSEL M turnover offensive (1)
15:18				5 BAILEY C substitution out
15:18				22 VASSEL M substitution out
15:18				1 MARTINO JR. R substitution in
15:18				35 FLIPPIN C substitution in
15:09	22 CAREY J foul drawn (6)			35 FLIPPIN C foul shooting (3 - 4)
15:09	22 CAREY J free throw 1 - 2 made (10)	<b>57-37</b>	<b>20</b>	
15:09	5 NICKEL T substitution out			
15:09	3 TANNER T substitution in			
15:09				35 FLIPPIN C substitution out
15:09				21 FOREMAN L substitution in
15:09	22 CAREY J free throw 2 - 2 made (11)	<b>58-37</b>	<b>21</b>	
14:43	4 HUFFMAN G steal (1)			10 CUELLO J turnover bad pass (2)
14:41	4 HUFFMAN G foul drawn (1)			10 CUELLO J foul shooting (1 - 5)
14:41				10 CUELLO J substitution out
14:41				4 SHAW K substitution in
14:41	4 HUFFMAN G free throw fast break 1 - 2 missed			
14:41	offensive dead ball rebound (3)			
14:41	4 HUFFMAN G free throw fast break 2 - 2 made (1)	<b>59-37</b>	<b>22</b>	
14:18				0 SHAW K 2pt FG outside the paint, jump shot blocked
14:18	4 HUFFMAN G block (1)			
14:14				24 WARE J offensive rebound (5)
14:14		<b>59-39</b>	<b>20</b>	24 WARE J 2pt FG second chance in the paint, layup made (4)
14:14	4 HUFFMAN G foul shooting (3 - 3)			24 WARE J foul drawn (2)
14:14				24 WARE J free throw 1 - 1 missed
14:13	22 CAREY J defensive rebound (10)			
14:03	30 MANON C 2pt FG in the paint, layup missed			
14:01				24 WARE J defensive rebound (6)
13:44		<b>59-41</b>	<b>18</b>	0 SHAW K 2pt FG in the paint, driving layup made (20)
13:34	30 MANON C 2pt FG in the paint, layup made (4)	<b>61-41</b>	<b>20</b>	
13:34	2 COLLINS M assist (2)			
13:10	2 COLLINS M steal (1)			0 SHAW K turnover lost ball (4)



**UMES at Vanderbilt**

11/04/24 Memorial Gymnasium, Nashville, Tenn.  
Vanderbilt vs. Maryland Eastern Shore

**Game Time:** 7:00 PM  
**Game Duration:** 1:58  
**Attendance:** 5,011

**Officials:** Bart Lenox, Hunter Allen, Michael Swoboda

Game Time	Vandy	Score	Diff	MES
13:10	22 CAREY J substitution out			
13:10	99 MCGLOCKTON D substitution in			
12:54	2 COLLINS M 2pt FG from turnover outside the paint, jump shot missed			
12:48	99 MCGLOCKTON D offensive rebound (10)			
12:48	99 MCGLOCKTON D 2pt FG from turnover second chance in the paint, tip-in layup made (16)	<b>63-41</b>	<b>22</b>	
12:23				4 SHAW K 3pt FG , jump shot missed
12:20	99 MCGLOCKTON D defensive rebound (11)			
12:14	3 TANNER T 3pt FG , jump shot missed			
12:10	99 MCGLOCKTON D offensive rebound (12)			
12:10	99 MCGLOCKTON D foul drawn (3)			1 MARTINO JR. R foul shooting (1 - 6)
12:10	99 MCGLOCKTON D free throw 1 - 2 made (17)	<b>64-41</b>	<b>23</b>	
12:10	4 HUFFMAN G substitution out			
12:10	1 EDWARDS J substitution in			
12:10	99 MCGLOCKTON D free throw 2 - 2 made (18)	<b>65-41</b>	<b>24</b>	
11:42		<b>65-44</b>	<b>21</b>	4 SHAW K 3pt FG , jump shot made (8)
11:42				24 WARE J assist (1)
11:25	1 EDWARDS J 2pt FG in the paint, driving layup missed			
11:22	99 MCGLOCKTON D offensive rebound (13)			
11:22	99 MCGLOCKTON D 2pt FG second chance in the paint, tip-in layup made (20)	<b>67-44</b>	<b>23</b>	
11:14		<b>67-46</b>	<b>21</b>	0 SHAW K 2pt FG fast break in the paint, driving layup made (22)
11:14	99 MCGLOCKTON D foul shooting (2 - 4)			0 SHAW K foul drawn (5)
11:14	Timeout media			
11:14				24 WARE J substitution out
11:14				5 BAILEY C substitution in
11:14		<b>67-47</b>	<b>20</b>	0 SHAW K free throw fast break 1 - 1 made (23)
11:05	2 COLLINS M 3pt FG , jump shot made (5)	<b>70-47</b>	<b>23</b>	
11:05	3 TANNER T assist (2)			
10:59	30 MANON C steal (1)			0 SHAW K turnover bad pass (5)
10:55	99 MCGLOCKTON D 2pt FG fast break from turnover in the paint, dunk, made (22)	<b>72-47</b>	<b>25</b>	
10:55	30 MANON C assist (1)			
10:35	3 TANNER T steal (2)			1 MARTINO JR. R turnover bad pass (1)
10:30	3 TANNER T 2pt FG fast break from turnover in the paint, driving layup made (7)	<b>74-47</b>	<b>27</b>	
10:19				4 SHAW K 2pt FG in the paint, jump shot blocked
10:19	99 MCGLOCKTON D block (2)			
10:16	30 MANON C defensive rebound (2)			
10:13	2 COLLINS M 3pt FG , jump shot missed			
10:11				21 FOREMAN L defensive rebound (3)
10:00	3 TANNER T foul personal (1 - 5)			21 FOREMAN L foul drawn (1)
10:00				4 SHAW K substitution out
10:00				10 CUELLO J substitution in
09:58	2 COLLINS M foul shooting (2 - 6)			0 SHAW K foul drawn (6)
09:58				0 SHAW K free throw 1 - 2 missed
09:58				offensive dead ball rebound (1)
09:58				0 SHAW K free throw 2 - 2 missed
09:57	30 MANON C defensive rebound (3)			



**UMES at Vanderbilt**

11/04/24 Memorial Gymnasium, Nashville, Tenn.  
Vanderbilt vs. Maryland Eastern Shore

**Game Time:** 7:00 PM  
**Game Duration:** 1:58  
**Attendance:** 5,011

**Officials:** Bart Lenox, Hunter Allen, Michael Swoboda

Game Time	Vandy	Score	Diff	MES
09:41	30 MANON C 2pt FG in the paint, driving layup made (6)	<b>76-47</b>	<b>29</b>	
09:08		<b>76-50</b>	<b>26</b>	5 BAILEY C 3pt FG , jump shot made (7)
08:51	2 COLLINS M 3pt FG , jump shot missed			
08:49				21 FOREMAN L defensive rebound (4)
08:37		<b>76-52</b>	<b>24</b>	21 FOREMAN L 2pt FG in the paint, layup made (2)
08:37				0 SHAW K assist (2)
08:22	1 EDWARDS J 3pt FG , jump shot missed			
08:20	30 MANON C offensive rebound (4)			
08:18	30 MANON C 2pt FG second chance in the paint, driving layup missed			
08:15	1 EDWARDS J offensive rebound (2)			
08:13	1 EDWARDS J 3pt FG second chance, jump shot made (15)	<b>79-52</b>	<b>27</b>	
07:54		<b>79-55</b>	<b>24</b>	5 BAILEY C 3pt FG , jump shot made (10)
07:37	99 MCGLOCKTON D 2pt FG in the paint, dunk, made (24)	<b>81-55</b>	<b>26</b>	
07:37	30 MANON C assist (2)			
07:16	1 EDWARDS J foul shooting (2 - 7)			10 CUELLO J foul drawn (2)
07:16	Timeout media			
07:16	2 COLLINS M substitution out			
07:16	30 MANON C substitution out			
07:16	99 MCGLOCKTON D substitution out			
07:16	4 HUFFMAN G substitution in			
07:16	5 NICKEL T substitution in			
07:16	22 CAREY J substitution in			
07:16				21 FOREMAN L substitution out
07:16				35 FLIPPIN C substitution in
07:16				10 CUELLO J free throw 1 - 2 missed
07:16				offensive dead ball rebound (2)
07:16		<b>81-56</b>	<b>25</b>	10 CUELLO J free throw 2 - 2 made (1)
06:53	1 EDWARDS J 2pt FG in the paint, driving layup made (17)	<b>83-56</b>	<b>27</b>	
06:53	1 EDWARDS J foul drawn (2)			1 MARTINO JR. R foul shooting (2 - 7)
06:53				0 SHAW K substitution out
06:53				24 WARE J substitution in
06:53	1 EDWARDS J free throw 1 - 1 missed			
06:52				24 WARE J defensive rebound (7)
06:29				35 FLIPPIN C 2pt FG in the paint, layup missed
06:26	4 HUFFMAN G defensive rebound (3)			
06:16	22 CAREY J 2pt FG in the paint, dunk, made (13)	<b>85-56</b>	<b>29</b>	
06:16	4 HUFFMAN G assist (2)			
05:42	22 CAREY J foul personal (1 - 8)			35 FLIPPIN C foul drawn (2)
05:42		<b>85-57</b>	<b>28</b>	35 FLIPPIN C 1&1 free throw 1 made (6)
05:42		<b>85-58</b>	<b>27</b>	35 FLIPPIN C 1&1 free throw 2 made (7)
05:30	1 EDWARDS J foul drawn (3)			1 MARTINO JR. R foul personal (3 - 8)
05:30	1 EDWARDS J 1&1 free throw 1 made (18)	<b>86-58</b>	<b>28</b>	
05:30	1 EDWARDS J 1&1 free throw 2 made (19)	<b>87-58</b>	<b>29</b>	
05:30	1 EDWARDS J substitution out			
05:30	10 WILLIAMS J substitution in			
05:04	jump ball situation			
05:02				1 MARTINO JR. R 3pt FG , jump shot missed
04:59				24 WARE J offensive rebound (8)



**UMES at Vanderbilt**

11/04/24 Memorial Gymnasium, Nashville, Tenn.  
Vanderbilt vs. Maryland Eastern Shore

**Game Time:** 7:00 PM  
**Game Duration:** 1:58  
**Attendance:** 5,011

**Officials:** Bart Lenox, Hunter Allen, Michael Swoboda

Game Time	Vandy	Score	Diff	MES
04:48	22 CAREY J steal (1)			10 CUELLO J turnover lost ball (3)
04:44	3 TANNER T 2pt FG fast break from turnover in the paint, driving layup made (9)	<b>89-58</b>	<b>31</b>	
04:44	4 HUFFMAN G substitution out			
04:44	22 CAREY J substitution out			
04:44	2 COLLINS M substitution in			
04:44	24 ROBERTS J substitution in			
04:43	3 TANNER T steal (3)			1 MARTINO JR. R turnover bad pass (2)
04:39	5 NICKEL T 3pt FG from turnover, jump shot missed			
04:37				5 BAILEY C defensive rebound (3)
04:16				5 BAILEY C 3pt FG , jump shot missed
04:13	10 WILLIAMS J defensive rebound (1)			
04:05	3 TANNER T 3pt FG , jump shot missed			
04:03	2 COLLINS M offensive rebound (3)			
04:01	5 NICKEL T 3pt FG second chance, jump shot made (13)	<b>92-58</b>	<b>34</b>	
04:01	3 TANNER T assist (3)			
03:43	5 NICKEL T steal (1)			10 CUELLO J turnover bad pass (4)
03:39	5 NICKEL T foul drawn (2)			10 CUELLO J foul shooting (2 - 9)
03:39	Timeout media			
03:39	2 COLLINS M substitution out			
03:39	3 TANNER T substitution out			
03:39	10 WILLIAMS J substitution out			
03:39	15 MESSER C substitution in			
03:39	21 SMITH H substitution in			
03:39	25 KEEFFE M substitution in			
03:39				5 BAILEY C substitution out
03:39				4 SHAW K substitution in
03:39	5 NICKEL T free throw fast break 1 - 2 missed			
03:39	offensive dead ball rebound (4)			
03:39	5 NICKEL T free throw fast break 2 - 2 made (14)	<b>93-58</b>	<b>35</b>	
03:39	5 NICKEL T substitution out			
03:39	7 CALTON G substitution in			
03:25				24 WARE J turnover bad pass (2)
03:16	7 CALTON G 3pt FG from turnover, jump shot missed			
03:14	offensive rebound (44)			
03:01	24 ROBERTS J 2pt FG from turnover second chance in the paint, dunk, made (4)	<b>95-58</b>	<b>37</b>	
03:01	15 MESSER C assist (1)			
02:44				4 SHAW K 3pt FG , jump shot missed
02:42	25 KEEFFE M defensive rebound (1)			
02:38	21 SMITH H 3pt FG , jump shot missed			
02:35				24 WARE J defensive rebound (9)
02:35	7 CALTON G foul personal (1 - 9)			24 WARE J foul drawn (3)
02:35				35 FLIPPIN C substitution out
02:35				21 FOREMAN L substitution in
02:35				24 WARE J 1&1 free throw 1 missed
02:34	21 SMITH H defensive rebound (1)			
02:14	24 ROBERTS J foul drawn (1)			24 WARE J foul shooting (3 - 10)
02:14	24 ROBERTS J free throw 1 - 2 made (5)	<b>96-58</b>	<b>38</b>	
02:14				24 WARE J substitution out



**UMES at Vanderbilt**

11/04/24 Memorial Gymnasium, Nashville, Tenn.  
Vanderbilt vs. Maryland Eastern Shore

**Game Time:** 7:00 PM  
**Game Duration:** 1:58  
**Attendance:** 5,011

**Officials:** Bart Lenox, Hunter Allen, Michael Swoboda

Game Time	Vandy	Score	Diff	MES
02:14				22 VASSEL M substitution in
02:14	24 ROBERTS J free throw 2 - 2 made (6)	<b>97-58</b>	<b>39</b>	
01:52		<b>97-61</b>	<b>36</b>	10 CUELLO J 3pt FG , jump shot made (4)
01:40	24 ROBERTS J 3pt FG , jump shot missed			
01:37				1 MARTINO JR. R defensive rebound (5)
01:31		<b>97-63</b>	<b>34</b>	1 MARTINO JR. R 2pt FG outside the paint, jump shot made (5)
01:18	7 CALTON G 2pt FG in the paint, layup made (2)	<b>99-63</b>	<b>36</b>	
01:18	25 KEEFFE M assist (1)			
01:01	15 MESSER C steal (1)			4 SHAW K turnover lost ball (1)
00:55	24 ROBERTS J foul drawn (2)			10 CUELLO J foul shooting (3 - 11)
00:55	24 ROBERTS J free throw fast break 1 - 2 made (7)	<b>100-63</b>	<b>37</b>	
00:55	24 ROBERTS J free throw fast break 2 - 2 made (8)	<b>101-63</b>	<b>38</b>	
00:44	21 SMITH H foul shooting (1 - 10)			10 CUELLO J foul drawn (3)
00:44				10 CUELLO J free throw 1 - 2 missed
00:44				offensive dead ball rebound (3)
00:44				10 CUELLO J free throw 2 - 2 missed
00:44	24 ROBERTS J defensive rebound (3)			
00:32	24 ROBERTS J foul drawn (3)			21 FOREMAN L foul shooting (2 - 12)
00:32	24 ROBERTS J free throw 1 - 2 made (9)	<b>102-63</b>	<b>39</b>	
00:32	24 ROBERTS J free throw 2 - 2 missed			
00:31				1 MARTINO JR. R defensive rebound (6)
00:12				10 CUELLO J 3pt FG , jump shot missed
00:08	21 SMITH H defensive rebound (2)			
<b>END OF GAME</b>				
<b>Vandy 102-63 MES</b>				



**UMES at Vanderbilt**

11/04/24 Memorial Gymnasium, Nashville, Tenn.  
Vanderbilt vs. Maryland Eastern Shore

Game Time: 7:00 PM  
Game Duration: 1:58  
Attendance: 5,011

Officials: Bart Lenox, Hunter Allen, Michael Swoboda

**UMES - 30**

NO.	Name	F	Min	FG			3P			FT			Rebounds			Fouls		TP	AS	TO	ST	Blocks		+/-
				M-A	M-A	M-A	OR	DR	TOT	PF	FD	OR	DR	TOT	BS	BA								
24	Jalen Ware	F	13:25	1-2	0-1	0-2	2	6	8	1	2	2	1	1	1	0	0	0	0	0	0	-20		
35	Christopher Flippin	F	05:04	0-1	0-0	2-2	0	0	0	2	1	2	0	0	0	0	0	0	0	0	0	-13		
0	Ketron Shaw	G	13:07	2-6	0-0	3-5	1	1	2	0	4	7	2	3	0	0	1	0	0	1	-15			
5	Cardell Bailey	G	12:17	3-6	2-4	0-0	0	2	2	0	0	8	0	0	0	0	0	0	0	0	-20			
10	Jose Cuello	G	15:19	1-2	1-2	1-4	0	0	0	3	2	4	0	3	0	0	0	0	0	0	-21			
22	Maurice Vassel		06:42	0-0	0-0	0-0	0	0	0	2	0	0	0	1	0	0	0	0	0	0	-7			
1	Ralph Martino Jr.		15:18	1-2	0-1	0-0	0	2	2	3	0	2	0	2	0	0	0	0	0	0	-20			
21	Lawrence Foreman		10:28	1-1	0-0	0-0	0	2	2	1	1	2	0	0	0	0	0	0	0	0	-8			
4	Kyrell Shaw		08:20	1-4	1-3	0-0	0	0	0	0	0	3	0	1	0	0	0	1	0	1	-11			
Team							0	0	0			0		0										
<b>Totals</b>				10-24	4-11	6-13	3	13	16	12	10	30	3	11	0	0	2					-27		

Shooting By Period		
2 <sup>nd</sup> FG%	10-24	41.7%
3PT%	4-11	36.4%
FT%	6-13	46.2%
GM FG%	10-24	41.7%
3PT%	4-11	36.4%
FT%	6-13	46.2%

Dead Ball Rebounds: 3, 0

Technical Fouls::NONE

**Vanderbilt - 57**

NO.	Name	F	Min	FG			3P			FT			Rebounds			Fouls		TP	AS	TO	ST	Blocks		+/-
				M-A	M-A	M-A	OR	DR	TOT	PF	FD	OR	DR	TOT	BS	BA								
5	Tyler Nickel	F	08:28	1-3	1-3	1-2	0	0	0	0	1	4	0	0	1	0	0	1	0	0	0	17		
99	Devin McGlockton	F	10:18	6-6	0-0	2-2	3	3	6	2	1	14	0	0	0	1	0	0	1	0	13			
1	Jason Edwards	G	11:04	3-8	2-5	4-5	1	0	1	1	3	12	2	0	1	0	0	1	0	13				
2	MJ Collins	G	09:25	1-4	1-3	0-0	1	0	1	1	0	3	1	0	1	0	0	1	0	10				
4	Grant Huffman	G	10:22	0-0	0-0	1-2	0	3	3	2	1	1	2	0	1	1	0	1	0	16				
22	Jaylen Carey		09:22	2-2	0-0	2-3	0	2	2	1	3	6	0	0	1	0	0	1	0	13				
30	Chris Manon		08:20	2-4	0-0	0-0	1	2	3	0	0	4	2	0	1	0	0	0	7					
3	Tyler Tanner		11:30	2-4	0-2	0-0	0	0	0	1	0	4	2	0	2	0	0	0	14					
10	Jordan Williams		01:51	0-0	0-0	0-0	0	1	1	0	0	0	0	0	0	0	0	0	5					
24	JaQualon "JQ" Roberts		04:44	1-2	0-1	5-6	0	1	1	0	3	7	0	0	0	0	0	0	8					
7	Graham Calton		03:39	1-2	0-1	0-0	0	0	0	1	0	2	0	0	0	0	0	0	4					
15	Coleson Messer		03:39	0-0	0-0	0-0	0	0	0	0	0	0	1	0	1	0	0	5						
21	Hollman Smith		03:39	0-1	0-1	0-0	0	2	2	1	0	0	0	0	0	0	0	0	5					
25	Miles Keeffe		03:39	0-0	0-0	0-0	0	1	1	0	0	0	1	0	0	0	0	0	5					
Team							1	0	1			0		0										
<b>Totals</b>				19-36	4-16	15-20	7	15	22	10	12	57	11	0	9	2	0	27						

Shooting By Period		
2 <sup>nd</sup> FG%	19-36	52.8%
3PT%	4-16	25.0%
FT%	15-20	75%
GM FG%	19-36	52.8%
3PT%	4-16	25.0%
FT%	15-20	75.0%

Dead Ball Rebounds: 2, 0

Technical Fouls::NONE

	MES	Vandy
Biggest lead	0 (1 <sup>st</sup> 20:00)	39 (2 <sup>nd</sup> 2:14)
Best Scoring Run	5(2 <sup>nd</sup> 8:37)	12(2 <sup>nd</sup> 2:14)
Lead Changes	0	
Times Tied	0	
Time with Lead	00:00	19:46

Points from	MES	Vandy
Turnovers	0	18
Paint	8	30
Second Chance	2	14
Fast Breaks	3	12
Bench	7	23

	Period by Period Scoring		
	1st	2nd	TOT
MES	33	30	63
Vandy	45	57	102



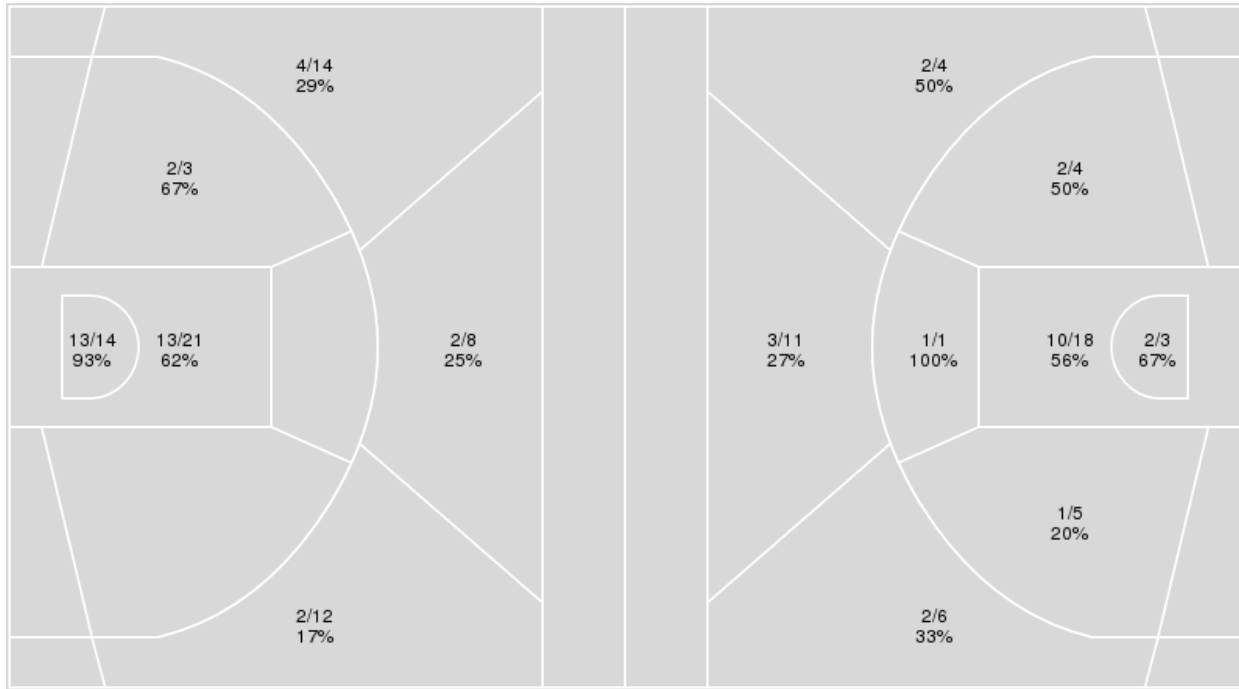
**Officials:** Bart Lenox, Hunter Allen, Michael Swoboda

{ Players => 0, 1, 2, 3, 4, 5, 7, 10, 11, 12, 15, 21, 22, 24, 25, 30, 33, 99;  
 } FG Types => All; Results => All;

{ Players => 0, 1, 2, 3, 4, 5, 10, 11, 21, 22, 23, 24, 35; } FG Types =>  
 All; Results => All;

**Vanderbilt**

**UMES**



Vanderbilt	M/A	%
Field Goals	36/72	50
2 Points	28/38	74
3 Points	8/34	24
Free Throws	22/33	67

UMES	M/A	%
Field Goals	23/52	44
2 Points	16/31	52
3 Points	7/21	33
Free Throws	10/19	53



**UMES at Vanderbilt**

11/04/24 Memorial Gymnasium, Nashville, Tenn.  
Vanderbilt vs. Maryland Eastern Shore

**Game Time:** 7:00 PM  
**Game Duration:** 1:58  
**Attendance:** 5,011

**Officials:** Bart Lenox, Hunter Allen, Michael Swoboda

**UMES**

No	Name	Mins		Score		Points Diff		Points per Min		Assists		Rebounds		Steals		Turnovers	
		On	Off	On	Off	On	Off	On	Off	On	Off	On	Off	On	Off	On	Off
0	Ketron Shaw	31:18	08:42	53 - 77	10 - 25	-24	-15	1.69	1.15	7	0	23	7	1	0	9	6
1	Ralph Martino Jr.	29:27	10:33	54 - 78	9 - 24	-24	-15	1.83	0.85	6	1	22	8	1	0	12	3
4	Kyrell Shaw	16:55	23:05	33 - 45	30 - 57	-12	-27	1.95	1.30	3	4	15	15	0	1	8	7
5	Cardell Bailey	21:46	18:14	29 - 56	34 - 46	-27	-12	1.33	1.86	4	3	16	14	1	0	8	7
10	Jose Cuello	31:07	08:53	45 - 78	18 - 24	-33	-6	1.45	2.03	6	1	23	7	1	0	11	4
21	Lawrence Foreman	15:23	24:37	30 - 43	33 - 59	-13	-26	1.95	1.34	2	5	9	21	0	1	7	8
22	Maurice Vassel	08:17	31:43	14 - 20	49 - 82	-6	-33	1.69	1.54	2	5	9	21	0	1	3	12
24	Jalen Ware	28:07	11:53	35 - 69	28 - 33	-34	-5	1.24	2.36	3	4	20	10	1	0	11	4
35	Christopher Flippin	17:40	22:20	22 - 44	41 - 58	-22	-17	1.25	1.84	2	5	13	17	0	1	6	9

**Vanderbilt**

No	Name	Mins		Score		Points Diff		Points per Min		Assists		Rebounds		Steals		Turnovers	
		On	Off	On	Off	On	Off	On	Off	On	Off	On	Off	On	Off	On	Off
1	Jason Edwards	27:55	12:05	74 - 47	28 - 16	27	12	2.65	2.32	13	5	32	16	5	6	0	1
2	MJ Collins	19:18	20:42	48 - 35	54 - 28	13	26	2.49	2.61	7	11	24	24	7	4	1	0
3	Tyler Tanner	18:49	21:11	52 - 34	50 - 29	18	21	2.76	2.36	8	10	22	26	8	3	1	0
4	Grant Huffman	24:04	15:56	57 - 33	45 - 30	24	15	2.37	2.82	10	8	30	18	5	6	1	0
5	Tyler Nickel	22:07	17:53	55 - 30	47 - 33	25	14	2.49	2.63	10	8	22	26	6	5	0	1
7	Graham Calton	03:39	36:21	9 - 5	93 - 58	4	35	2.47	2.56	2	16	5	43	1	10	0	1
10	Jordan Williams	03:54	36:06	8 - 3	94 - 60	5	34	2.05	2.60	1	17	7	41	3	8	1	0
15	Coleson Messer	03:39	36:21	10 - 5	92 - 58	5	34	2.74	2.53	2	16	5	43	1	10	0	1
21	Hollman Smith	03:39	36:21	10 - 5	92 - 58	5	34	2.74	2.53	2	16	5	43	1	10	0	1
22	Jaylen Carey	21:21	18:39	50 - 30	52 - 33	20	19	2.34	2.79	8	10	23	25	5	6	1	0
24	JaQualon "JQ" Roberts	08:30	31:30	23 - 11	79 - 52	12	27	2.71	2.51	7	11	13	35	4	7	0	1
25	Miles Keeffe	03:39	36:21	10 - 5	92 - 58	5	34	2.74	2.53	2	16	5	43	1	10	0	1
30	Chris Manon	16:56	23:04	44 - 33	58 - 30	11	28	2.60	2.51	6	12	18	30	4	7	0	1
99	Devin McGlockton	22:30	17:30	60 - 39	42 - 24	21	18	2.67	2.40	12	6	29	19	4	7	0	1



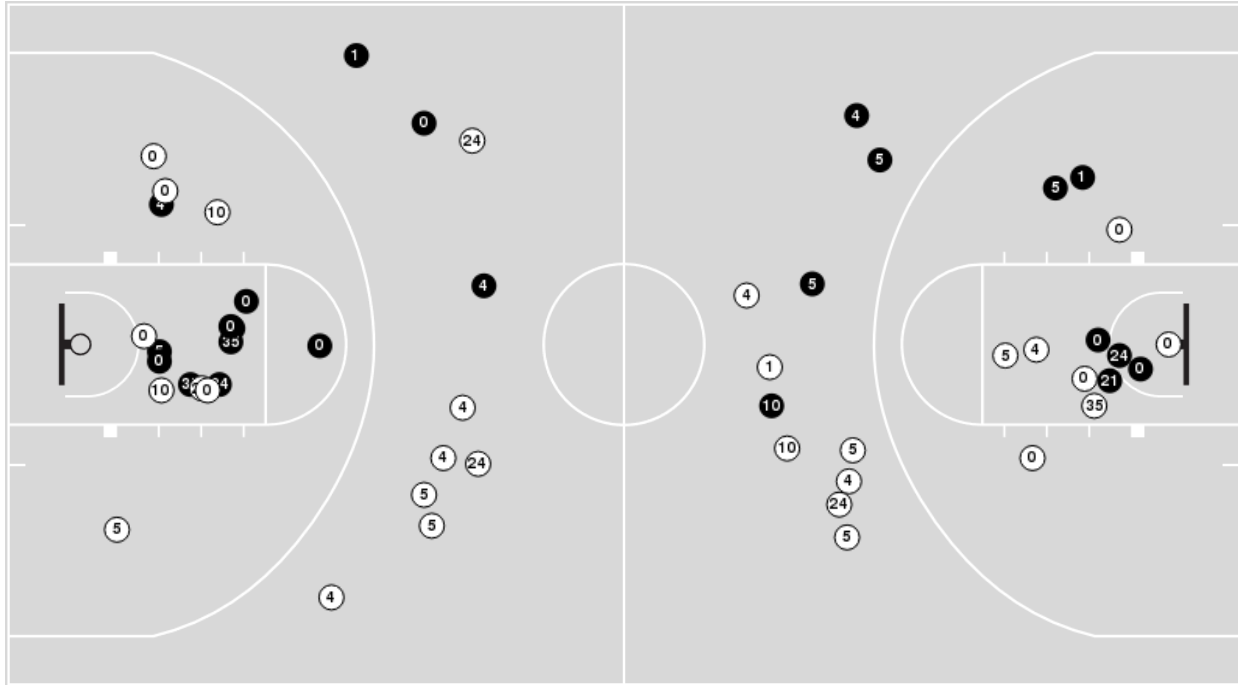


**Officials:** Bart Lenox, Hunter Allen, Michael Swoboda

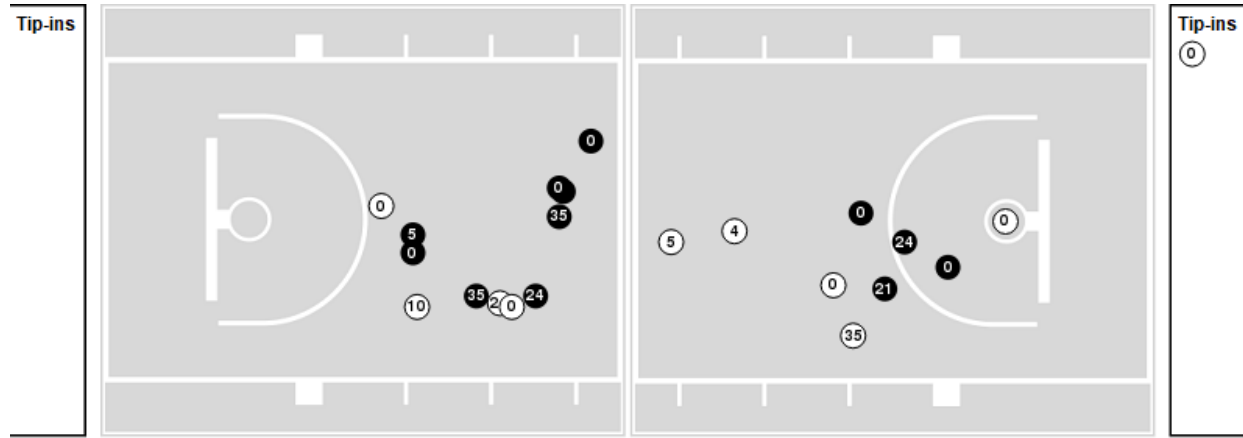
Players => 0, 1, 2, 3, 4, 5, 10, 11, 21, 22, 23, 24, 35 FG Types=>All Results=>All

**UMES**

**All Field Goals**



**Blow Up Chart**



● Made ○ Missed N - Player Number

UMES	M/A	%
Field Goals	23/52	44
2 Points	16/31	52
3 Points	7/21	33
Free Throws	10/19	53

UMES	M/A	%
Points in the Paint	24 (12 / 21)	57
Fast Break Points	8 (5/6)	83
Second Chance Points	4 (2/4)	50
Effective FG%	51	

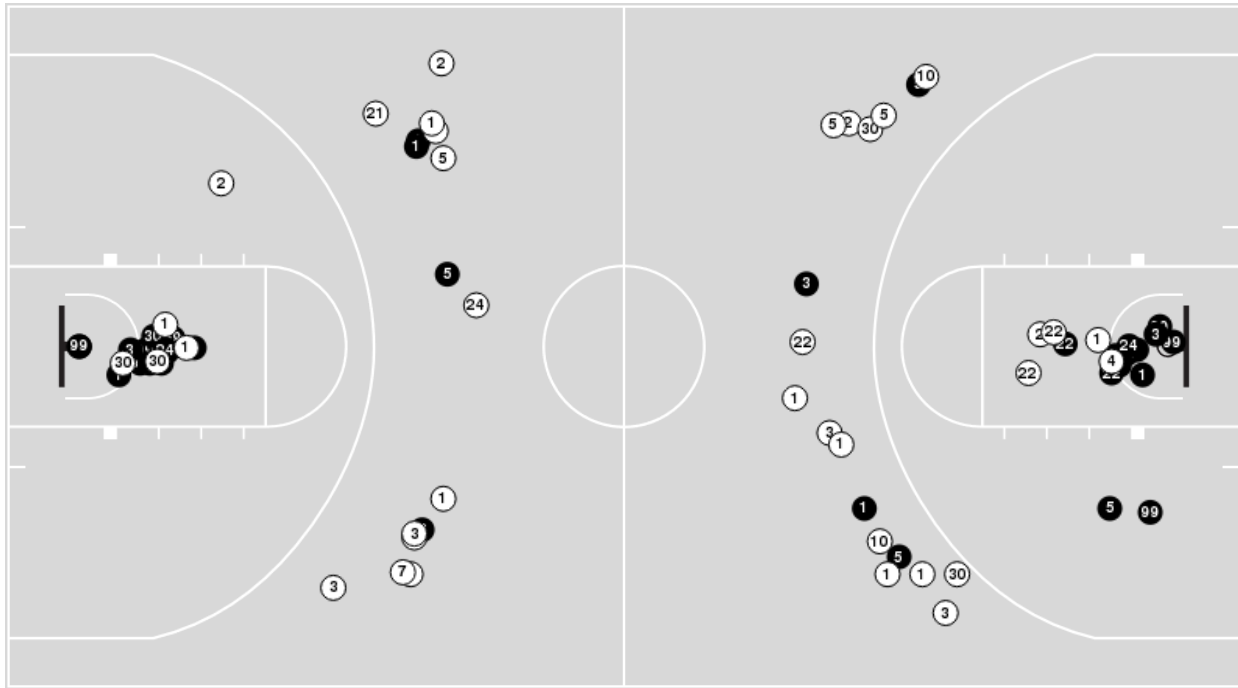


**Officials:** Bart Lenox, Hunter Allen, Michael Swoboda

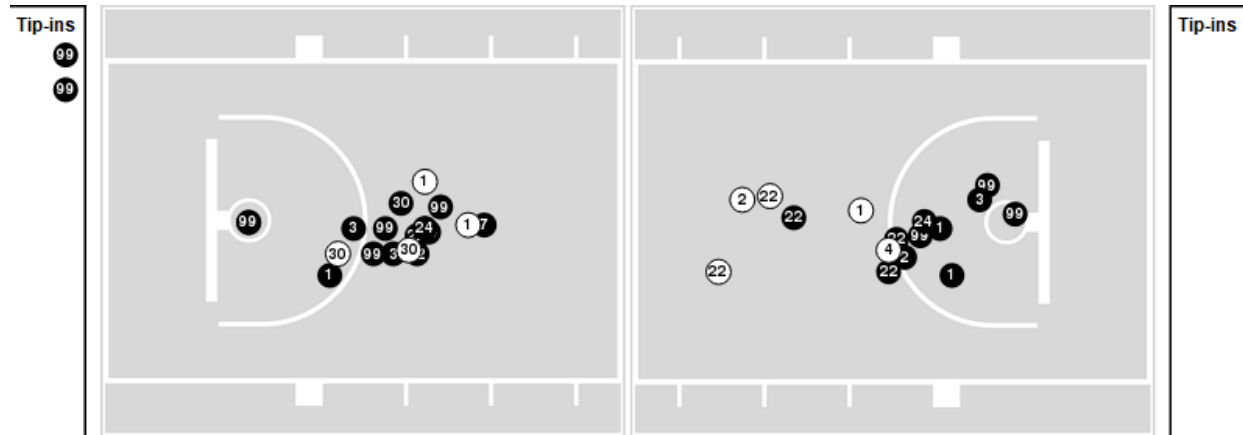
Players => 0, 1, 2, 3, 4, 5, 7, 10, 11, 12, 15, 21, 22, 24, 25, 30, 33, 99FG Types=>AllResults=>All

### Vanderbilt

#### All Field Goals



#### Blow Up Chart



● Made    ○ Missed    N - Player Number

Vanderbilt	M/A	%
Field Goals	36/72	50
2 Points	28/38	74
3 Points	8/34	24
Free Throws	22/33	67

Vanderbilt	M/A	%
Points in the Paint	52 (26 / 35)	74
Fast Break Points	17 (10/12)	83
Second Chance Points	26 (13/20)	65
Effective FG%	56	



**UMES at Vanderbilt**

11/04/24 Memorial Gymnasium, Nashville, Tenn.  
Vanderbilt vs. Maryland Eastern Shore

**Game Time:** 7:00 PM  
**Game Duration:** 1:58  
**Attendance:** 5,011

**Officials:** Bart Lenox, Hunter Allen, Michael Swoboda

**UMES**

Lineup	Quarter On	Time On	Quarter Off	Time Off	Time on Court	Score	Score Diff	Reb	Stl	Tov	Ass	PPP
0- Shaw K/ 5- Bailey C/ 10- Cuello J/ 24- Ware J/ 35- Flippin C/	1	20:00	1	14:09	05:51	5-13	-8	2	0	1	0	0.5631
0- Shaw K/ 1- Martino Jr. R/ 10- Cuello J/ 24- Ware J/ 35- Flippin C/	1	14:09	1	12:13	01:56	2-6	-4	0	0	0	0	0.6667
0- Shaw K/ 1- Martino Jr. R/ 4- Shaw K/ 24- Ware J/ 35- Flippin C/	1	12:13	1	09:58	02:15	5-4	1	3	0	0	0	1.2887
0- Shaw K/ 1- Martino Jr. R/ 4- Shaw K/ 21- Foreman L/ 24- Ware J/	1	09:58	1	08:01	01:57	3-4	-1	1	0	1	0	1.0000
1- Martino Jr. R/ 4- Shaw K/ 10- Cuello J/ 21- Foreman L/ 24- Ware J/	1	08:01	1	06:12	01:49	3-6	-3	1	0	1	0	1.0000
0- Shaw K/ 1- Martino Jr. R/ 4- Shaw K/ 10- Cuello J/ 35- Flippin C/	1	06:12	1	03:38	02:34	7-5	2	4	0	1	2	1.4000
0- Shaw K/ 1- Martino Jr. R/ 5- Bailey C/ 10- Cuello J/ 35- Flippin C/	1	03:38	1	03:38	00:00	0-0	0	0	0	0	0	0.0000
0- Shaw K/ 1- Martino Jr. R/ 5- Bailey C/ 10- Cuello J/ 24- Ware J/	1	03:38	1	02:44	00:54	2-1	1	1	1	0	1	1.0000
0- Shaw K/ 1- Martino Jr. R/ 5- Bailey C/ 10- Cuello J/ 21- Foreman L/	1	02:44	1	01:35	01:09	1-2	-1	1	0	0	0	0.6944
0- Shaw K/ 1- Martino Jr. R/ 5- Bailey C/ 10- Cuello J/ 22- Vassel M/	1	01:35	2	20:00	01:35	5-4	1	1	0	0	1	1.4535
0- Shaw K/ 5- Bailey C/ 10- Cuello J/ 24- Ware J/ 35- Flippin C/	2	20:00	2	19:46	00:14	0-1	-1	0	0	0	0	0.0000
0- Shaw K/ 5- Bailey C/ 10- Cuello J/ 22- Vassel M/ 24- Ware J/	2	19:46	2	15:18	04:28	4-10	-6	6	0	2	1	0.4505
0- Shaw K/ 1- Martino Jr. R/ 10- Cuello J/ 24- Ware J/ 35- Flippin C/	2	15:18	2	15:09	00:09	0-1	-1	0	0	0	0	0.0000
0- Shaw K/ 1- Martino Jr. R/ 10- Cuello J/ 21- Foreman L/ 24- Ware J/	2	15:09	2	14:41	00:28	0-1	-1	0	0	1	0	0.0000
0- Shaw K/ 1- Martino Jr. R/ 4- Shaw K/ 21- Foreman L/ 24- Ware J/	2	14:41	2	11:14	03:27	9-9	0	2	0	1	1	1.3975
0- Shaw K/ 1- Martino Jr. R/ 4- Shaw K/ 5- Bailey C/ 21- Foreman L/	2	11:14	2	10:00	01:14	1-7	-6	1	0	2	0	0.2907
0- Shaw K/ 1- Martino Jr. R/ 5- Bailey C/ 10- Cuello J/ 21- Foreman L/	2	10:00	2	07:16	02:44	8-7	1	1	0	0	1	2.0619
0- Shaw K/ 1- Martino Jr. R/ 5- Bailey C/ 10- Cuello J/ 35- Flippin C/	2	07:16	2	06:53	00:23	1-2	-1	0	0	0	0	1.1364
1- Martino Jr. R/ 5- Bailey C/ 10- Cuello J/ 24- Ware J/ 35- Flippin C/	2	06:53	2	03:39	03:14	2-9	-7	3	0	3	0	0.3401
1- Martino Jr. R/ 4- Shaw K/ 10- Cuello J/ 24- Ware J/ 35- Flippin C/	2	03:39	2	02:35	01:04	0-3	-3	1	0	1	0	0.0000
1- Martino Jr. R/ 4- Shaw K/ 10- Cuello J/ 21- Foreman L/ 24- Ware J/	2	02:35	2	02:14	00:21	0-1	-1	0	0	0	0	0.0000
1- Martino Jr. R/ 4- Shaw K/ 10- Cuello J/ 21- Foreman L/ 22- Vassel M/	2	02:14	2	00:00	02:14	5-6	-1	2	0	1	0	1.0246



**UMES at Vanderbilt**

11/04/24 Memorial Gymnasium, Nashville, Tenn.  
Vanderbilt vs. Maryland Eastern Shore

**Game Time:** 7:00 PM  
**Game Duration:** 1:58  
**Attendance:** 5,011

**Officials:** Bart Lenox, Hunter Allen, Michael Swoboda

**Vanderbilt**

Lineup	Quarter On	Time On	Quarter Off	Time Off	Time on Court	Score	Score Diff	Reb	Stl	Tov	Ass	PPP
1- Edwards J/ 2- Collins M/ 4- Huffman G/ 5- Nickel T/ 99- McGlockton D/	1	20:00	1	17:20	02:40	5-3	2	3	0	0	0	1.2887
1- Edwards J/ 2- Collins M/ 4- Huffman G/ 5- Nickel T/ 22- Carey J/	1	17:20	1	15:57	01:23	4-0	4	3	0	0	0	2.0000
1- Edwards J/ 3- Tanner T/ 5- Nickel T/ 22- Carey J/ 30- Manon C/	1	15:57	1	14:09	01:48	4-2	2	1	0	0	0	2.0000
1- Edwards J/ 3- Tanner T/ 22- Carey J/ 30- Manon C/ 99- McGlockton D/	1	14:09	1	12:13	01:56	6-2	4	4	0	0	1	1.7442
2- Collins M/ 4- Huffman G/ 22- Carey J/ 30- Manon C/ 99- McGlockton D/	1	12:13	1	09:58	02:15	4-5	-1	2	0	0	1	0.9009
1- Edwards J/ 4- Huffman G/ 5- Nickel T/ 24- Roberts J/ 99- McGlockton D/	1	09:58	1	06:12	03:46	10-6	4	6	1	0	4	1.8382
1- Edwards J/ 2- Collins M/ 3- Tanner T/ 5- Nickel T/ 22- Carey J/	1	06:12	1	03:38	02:34	5-7	-2	1	1	0	1	1.0000
2- Collins M/ 3- Tanner T/ 4- Huffman G/ 10- Williams J/ 22- Carey J/	1	03:38	1	02:44	00:54	1-2	-1	3	0	1	0	0.4310
1- Edwards J/ 4- Huffman G/ 10- Williams J/ 22- Carey J/ 30- Manon C/	1	02:44	1	01:35	01:09	2-1	1	2	0	0	0	1.3889
1- Edwards J/ 4- Huffman G/ 5- Nickel T/ 30- Manon C/ 99- McGlockton D/	1	01:35	1	00:06	01:28	3-5	-2	0	0	0	0	1.2931
1- Edwards J/ 2- Collins M/ 3- Tanner T/ 4- Huffman G/ 99- McGlockton D/	1	00:06	2	20:00	00:06	1-0	1	1	0	0	0	2.2727
1- Edwards J/ 4- Huffman G/ 5- Nickel T/ 22- Carey J/ 99- McGlockton D/	2	20:00	2	15:36	04:24	11-4	7	5	1	0	3	1.1803
2- Collins M/ 4- Huffman G/ 5- Nickel T/ 22- Carey J/ 30- Manon C/	2	15:36	2	15:09	00:27	1-0	1	0	0	0	0	2.2727
2- Collins M/ 3- Tanner T/ 4- Huffman G/ 22- Carey J/ 30- Manon C/	2	15:09	2	13:10	01:59	4-4	0	1	2	0	1	1.2048
2- Collins M/ 3- Tanner T/ 4- Huffman G/ 30- Manon C/ 99- McGlockton D/	2	13:10	2	12:10	01:00	3-0	3	3	0	0	0	2.0833
1- Edwards J/ 2- Collins M/ 3- Tanner T/ 30- Manon C/ 99- McGlockton D/	2	12:10	2	07:16	04:54	17-14	3	5	2	0	3	1.8008
1- Edwards J/ 3- Tanner T/ 4- Huffman G/ 5- Nickel T/ 22- Carey J/	2	07:16	2	05:30	01:46	6-3	3	1	0	0	1	1.8072
3- Tanner T/ 4- Huffman G/ 5- Nickel T/ 10- Williams J/ 22- Carey J/	2	05:30	2	04:44	00:46	2-0	2	0	1	0	0	2.0000
2- Collins M/ 3- Tanner T/ 5- Nickel T/ 10- Williams J/ 24- Roberts J/	2	04:44	2	03:39	01:05	3-0	3	2	2	0	1	1.5000
5- Nickel T/ 15- Messer C/ 21- Smith H/ 24- Roberts J/ 25- Keeffe M/	2	03:39	2	03:39	00:00	1-0	1	0	0	0	0	1.1364
7- Calton G/ 15- Messer C/ 21- Smith H/ 24- Roberts J/ 25- Keeffe M/	2	03:39	2	00:00	03:39	9-5	4	5	1	0	2	1.3554



**UMES at Vanderbilt**

11/04/24 Memorial Gymnasium, Nashville, Tenn.  
Vanderbilt vs. Maryland Eastern Shore

**Game Time:** 7:00 PM  
**Game Duration:** 1:58  
**Attendance:** 5,011

**Officials:** Bart Lenox, Hunter Allen, Michael Swoboda

**UMES**

Lineup	Time	Score	Score Diff	Pts/Min	Reb	Stl	Tov	Ass	PPP
0- Shaw K/ 5- Bailey C/ 10- Cuello J/ 24- Ware J/ 35- Flippin C/	06:05	5-14	-9	0.8219	2	0	1	0	0.5631
0- Shaw K/ 1- Martino Jr. R/ 4- Shaw K/ 21- Foreman L/ 24- Ware J/	05:24	12-13	-1	2.2222	3	0	2	1	1.2712
0- Shaw K/ 5- Bailey C/ 10- Cuello J/ 22- Vassel M/ 24- Ware J/	04:28	4-10	-6	0.8955	6	0	2	1	0.4505
0- Shaw K/ 1- Martino Jr. R/ 5- Bailey C/ 10- Cuello J/ 21- Foreman L/	03:53	9-9	0	2.3176	2	0	0	1	1.6917
1- Martino Jr. R/ 5- Bailey C/ 10- Cuello J/ 24- Ware J/ 35- Flippin C/	03:14	2-9	-7	0.6186	3	0	3	0	0.3401
0- Shaw K/ 1- Martino Jr. R/ 4- Shaw K/ 10- Cuello J/ 35- Flippin C/	02:34	7-5	2	2.7273	4	0	1	2	1.4000
0- Shaw K/ 1- Martino Jr. R/ 4- Shaw K/ 24- Ware J/ 35- Flippin C/	02:15	5-4	1	2.2222	3	0	0	0	1.2887
1- Martino Jr. R/ 4- Shaw K/ 10- Cuello J/ 21- Foreman L/ 22- Vassel M/	02:14	5-6	-1	2.2388	2	0	1	0	1.0246
1- Martino Jr. R/ 4- Shaw K/ 10- Cuello J/ 21- Foreman L/ 24- Ware J/	02:10	3-7	-4	1.3846	1	0	1	0	0.8721
0- Shaw K/ 1- Martino Jr. R/ 10- Cuello J/ 24- Ware J/ 35- Flippin C/	02:05	2-7	-5	0.9600	0	0	0	0	0.6667
0- Shaw K/ 1- Martino Jr. R/ 5- Bailey C/ 10- Cuello J/ 22- Vassel M/	01:35	5-4	1	3.1579	1	0	0	1	1.4535
0- Shaw K/ 1- Martino Jr. R/ 4- Shaw K/ 5- Bailey C/ 21- Foreman L/	01:14	1-7	-6	0.8108	1	0	2	0	0.2907
1- Martino Jr. R/ 4- Shaw K/ 10- Cuello J/ 24- Ware J/ 35- Flippin C/	01:04	0-3	-3	0.0000	1	0	1	0	0.0000
0- Shaw K/ 1- Martino Jr. R/ 5- Bailey C/ 10- Cuello J/ 24- Ware J/	00:54	2-1	1	2.2222	1	1	0	1	1.0000
0- Shaw K/ 1- Martino Jr. R/ 10- Cuello J/ 21- Foreman L/ 24- Ware J/	00:28	0-1	-1	0.0000	0	0	1	0	0.0000
0- Shaw K/ 1- Martino Jr. R/ 5- Bailey C/ 10- Cuello J/ 35- Flippin C/	00:23	1-2	-1	2.6087	0	0	0	0	1.1364



**UMES at Vanderbilt**

11/04/24 Memorial Gymnasium, Nashville, Tenn.  
Vanderbilt vs. Maryland Eastern Shore

**Game Time:** 7:00 PM  
**Game Duration:** 1:58  
**Attendance:** 5,011

**Officials:** Bart Lenox, Hunter Allen, Michael Swoboda

**Vanderbilt**

Lineup	Time	Score	Score Diff	Pts/Min	Reb	Stl	Tov	Ass	PPP
1- Edwards J/ 2- Collins M/ 3- Tanner T/ 30- Manon C/ 99- McGlockton D/	04:54	17-14	3	3.4694	5	2	0	3	1.8008
1- Edwards J/ 4- Huffman G/ 5- Nickel T/ 22- Carey J/ 99- McGlockton D/	04:24	11-4	7	2.5000	5	1	0	3	1.1803
1- Edwards J/ 4- Huffman G/ 5- Nickel T/ 24- Roberts J/ 99- McGlockton D/	03:46	10-6	4	2.6549	6	1	0	4	1.8382
7- Calton G/ 15- Messer C/ 21- Smith H/ 24- Roberts J/ 25- Keffe M/	03:39	9-5	4	2.4658	5	1	0	2	1.3554
1- Edwards J/ 2- Collins M/ 4- Huffman G/ 5- Nickel T/ 99- McGlockton D/	02:40	5-3	2	1.8750	3	0	0	0	1.2887
1- Edwards J/ 2- Collins M/ 3- Tanner T/ 5- Nickel T/ 22- Carey J/	02:34	5-7	-2	1.9481	1	1	0	1	1.0000
2- Collins M/ 4- Huffman G/ 22- Carey J/ 30- Manon C/ 99- McGlockton D/	02:15	4-5	-1	1.7778	2	0	0	1	0.9009
2- Collins M/ 3- Tanner T/ 4- Huffman G/ 22- Carey J/ 30- Manon C/	01:59	4-4	0	2.0168	1	2	0	1	1.2048
1- Edwards J/ 3- Tanner T/ 22- Carey J/ 30- Manon C/ 99- McGlockton D/	01:56	6-2	4	3.1034	4	0	0	1	1.7442
1- Edwards J/ 3- Tanner T/ 5- Nickel T/ 22- Carey J/ 30- Manon C/	01:48	4-2	2	2.2222	1	0	0	0	2.0000
1- Edwards J/ 3- Tanner T/ 4- Huffman G/ 5- Nickel T/ 22- Carey J/	01:46	6-3	3	3.3962	1	0	0	1	1.8072
1- Edwards J/ 4- Huffman G/ 5- Nickel T/ 30- Manon C/ 99- McGlockton D/	01:28	3-5	-2	2.0385	0	0	0	0	1.2931
1- Edwards J/ 2- Collins M/ 4- Huffman G/ 5- Nickel T/ 22- Carey J/	01:23	4-0	4	2.8916	3	0	0	0	2.0000
1- Edwards J/ 4- Huffman G/ 10- Williams J/ 22- Carey J/ 30- Manon C/	01:09	2-1	1	1.7391	2	0	0	0	1.3889
2- Collins M/ 3- Tanner T/ 5- Nickel T/ 10- Williams J/ 24- Roberts J/	01:05	3-0	3	2.7692	2	2	0	1	1.5000
2- Collins M/ 3- Tanner T/ 4- Huffman G/ 30- Manon C/ 99- McGlockton D/	01:00	3-0	3	3.0000	3	0	0	0	2.0833
2- Collins M/ 3- Tanner T/ 4- Huffman G/ 10- Williams J/ 22- Carey J/	00:54	1-2	-1	1.1111	3	0	1	0	0.4310
3- Tanner T/ 4- Huffman G/ 5- Nickel T/ 10- Williams J/ 22- Carey J/	00:46	2-0	2	2.6087	0	1	0	0	2.0000
2- Collins M/ 4- Huffman G/ 5- Nickel T/ 22- Carey J/ 30- Manon C/	00:27	1-0	1	2.2222	0	0	0	0	2.2727
1- Edwards J/ 2- Collins M/ 3- Tanner T/ 4- Huffman G/ 99- McGlockton D/	00:06	1-0	1	8.9552	1	0	0	0	2.2727
5- Nickel T/ 15- Messer C/ 21- Smith H/ 24- Roberts J/ 25- Keffe M/	00:00	1-0	1	∞	0	0	0	0	1.1364