



Drake at Vanderbilt

11/24/24 TD Arena, Charleston, SC

Shriners Children's Charleston Classic Championship

Officials: Kipp Kissinger, Jeff Anderson, Ron Groover

Drake - 81

Record: 6-0

NO.	Name	F	Min	FG			3P			FT			Rebounds			Fouls		TP	AS	TO	ST	Blocks		+/-
				M-A	M-A	M-A	OR	DR	TOT	PF	FD	OR	DR	TOT	BS	BA								
3	Cam Manyawu	F	31:27	8-11	0-0	2-2	5	6	11	3	3	18	3	3	3	3	3	1	3	1	3	1	7	
54	Daniel Abreu	F	37:15	5-8	1-4	4-6	3	0	3	3	3	15	1	1	2	1	0	11					11	
4	Isaiah Jackson	G	21:36	2-7	0-2	0-0	1	4	5	3	0	4	1	4	2	0	1	2					2	
14	Bennett Stirtz	G	39:58	5-14	0-3	6-6	0	5	5	1	5	16	11	5	2	0	1	10					10	
22	Mitch Mascari	G	39:58	4-6	3-5	6-6	0	4	4	2	3	17	1	2	2	0	0	11					11	
24	Nate Ferguson		07:56	1-1	0-0	0-0	1	2	3	2	0	2	0	0	0	0	0	0					0	
11	Kael Combs		01:03	0-0	0-0	0-0	0	0	0	0	0	0	0	0	0	0	0	0					-2	
6	Tavion Banks		20:27	4-7	1-1	0-0	0	1	1	1	2	9	0	2	2	1	0	15					15	
21	Andrew Alia		00:21	0-0	0-0	0-0	0	0	0	0	0	0	0	0	0	0	0	1					1	
Team							3	2	5			0			3									
Totals				29-54	5-15	18-20	13	24	37	15	16	81	17	20	11	5	3	11						

Shooting By Period		
1st FG%	14-28	50.0%
3PT%	2-6	33.3%
FT%	4-4	100%
2nd FG%	15-26	57.7%
3PT%	3-9	33.3%
FT%	14-16	87.5%
GM FG%	29-54	53.7%
3PT%	5-15	33.3%
FT%	18-20	90.0%

Dead Ball Rebounds: 3, 0

Technical Fouls::NONE

Vanderbilt - 70

Record: 6-1

NO.	Name	F	Min	FG			3P			FT			Rebounds			Fouls		TP	AS	TO	ST	Blocks		+/-
				M-A	M-A	M-A	OR	DR	TOT	PF	FD	OR	DR	TOT	BS	BA								
5	Tyler Nickel	F	22:02	0-3	0-3	0-0	1	0	1	0	0	0	0	1	2	1	1	0	1	0	0	0	-3	
99	Devin McGlockton	F	17:34	2-4	0-1	0-0	2	0	2	3	0	4	1	1	1	1	0	-11					-11	
1	Jason Edwards	G	26:33	7-13	2-5	10-11	0	1	1	2	5	26	0	5	1	0	-11					-11		
4	Grant Huffman	G	27:09	3-4	0-1	0-0	1	3	4	3	0	6	3	2	1	1	0	-9					-9	
11	A.J. Hoggard	G	23:19	4-12	0-3	1-4	2	1	3	4	2	9	1	2	1	0	-12					-12		
2	MJ Collins		22:08	3-6	1-3	2-2	0	0	0	1	2	9	0	2	0	0	-5					-5		
22	Jaylen Carey		20:43	0-3	0-1	0-2	0	2	2	2	1	0	0	1	1	0	5					5		
3	Tyler Tanner		26:36	3-5	1-3	0-0	0	2	2	0	2	7	2	0	3	0	-5					-5		
30	Chris Manon		13:57	2-4	0-1	5-5	0	1	1	1	3	9	0	0	1	0	-4					-4		
Team							3	1	4			0			0									
Totals				24-54	4-21	18-24	9	11	20	16	15	70	8	15	10	3	5	-11						

Shooting By Period		
1st FG%	12-25	48.0%
3PT%	2-11	18.2%
FT%	5-7	71.4%
2nd FG%	12-29	41.4%
3PT%	2-10	20.0%
FT%	13-17	76.5%
GM FG%	24-54	44.4%
3PT%	4-21	19.0%
FT%	18-24	75.0%

Dead Ball Rebounds: 3, 0

Technical Fouls::NONE

	DRA	VAN
Biggest lead	15 (2 nd 0:38)	6 (1 st 10:09)
Best Scoring Run	6 (1 st 7:46)	6 (1 st 14:38)
Lead Changes	2	
Times Tied	9	
Time with Lead	23:53	11:24

Points from	DRA	VAN
Turnovers	19	22
Paint	48	40
Second Chance	15	14
Fast Breaks	10	8
Bench	11	25

	Period by Period Scoring		
	1st	2nd	TOT
DRA	34	47	81
VAN	31	39	70



Drake at Vanderbilt

11/24/24 TD Arena, Charleston, SC

Shriners Children's Charleston Classic Championship

Officials: Kipp Kissinger, Jeff Anderson, Ron Groover

Period 1

Quarter Starters:

VAN	1 Edwards J	4 Huffman G	5 Nickel T	11 Hoggard A	99 McGlockton D
DRA	3 Manyawu C	4 Jackson I	14 Stirtz B	22 Mascari M	54 Abreu D

Game Time	VAN	Score	Diff	DRA
20:00	99 MCGLOCKTON D jumpball lost			3 MANYAWU C jumpball won
19:28				4 JACKSON I 3pt FG , jump shot missed
19:26				offensive dead ball rebound (1)
19:26				turnover shot clock (1)
19:16	1 EDWARDS J 3pt FG from turnover, jump shot missed			
19:14				4 JACKSON I defensive rebound (1)
18:58		0-2	-2	3 MANYAWU C 2pt FG in the paint, layup made (2)
18:38	1 EDWARDS J foul drawn (1)			14 STIRTZ B foul shooting (1 - 1)
18:38	1 EDWARDS J free throw 1 - 2 made (1)	1-2	-1	
18:38	1 EDWARDS J free throw 2 - 2 made (2)	2-2	0	
18:17		2-4	-2	3 MANYAWU C 2pt FG in the paint, layup made (4)
18:17				4 JACKSON I assist (1)
18:06	99 MCGLOCKTON D 2pt FG in the paint, layup made (2)	4-4	0	
18:06	5 NICKEL T assist (1)			
17:42				4 JACKSON I 2pt FG in the paint, layup blocked
17:42	99 MCGLOCKTON D block (1)			
17:42				offensive rebound (2)
17:38		4-6	-2	22 MASCARI M 2pt FG second chance in the paint, layup made (2)
17:15	11 HOGGARD A 2pt FG in the paint, layup missed			
17:13				3 MANYAWU C defensive rebound (1)
16:53				3 MANYAWU C 2pt FG in the paint, layup missed
16:51				54 ABREU D offensive rebound (1)
16:47	4 HUFFMAN G foul personal (1 - 1)			14 STIRTZ B foul drawn (1)
16:44		4-8	-4	54 ABREU D 2pt FG second chance in the paint, layup made (2)
16:44				14 STIRTZ B assist (1)
16:14	99 MCGLOCKTON D 2pt FG in the paint, layup made (4)	6-8	-2	
16:14	11 HOGGARD A assist (1)			
15:52				14 STIRTZ B 2pt FG in the paint, jump shot missed
15:50	11 HOGGARD A defensive rebound (1)			
15:46	11 HOGGARD A turnover bad pass (1)			
15:46	Timeout media			
15:46	4 HUFFMAN G substitution out			
15:46	99 MCGLOCKTON D substitution out			
15:46	2 COLLINS M substitution in			
15:46	22 CAREY J substitution in			
15:33	11 HOGGARD A steal (1)			4 JACKSON I turnover lost ball (1)
15:12	1 EDWARDS J 2pt FG from turnover in the paint, layup made (4)	8-8	0	
14:50	5 NICKEL T substitution out			
14:50	11 HOGGARD A substitution out			
14:50	3 TANNER T substitution in			
14:50	30 MANON C substitution in			
14:42	3 TANNER T steal (1)			4 JACKSON I turnover lost ball (2)



Drake at Vanderbilt

11/24/24 TD Arena, Charleston, SC

Shriners Children's Charleston Classic Championship

Officials: Kipp Kissinger, Jeff Anderson, Ron Groover

Game Time	VAN	Score	Diff	DRA
14:38	1 EDWARDS J 2pt FG fast break from turnover in the paint, layup made (6)	10-8	2	
14:38	3 TANNER T assist (1)			
14:16				14 STIRTZ B 2pt FG outside the paint, jump shot missed
14:14				54 ABREU D offensive rebound (2)
14:12	22 CAREY J steal (1)			54 ABREU D turnover lost ball (1)
14:12				3 MANYAWU C substitution out
14:12				24 FERGUSON N substitution in
13:53	22 CAREY J turnover bad pass (1)			4 JACKSON I steal (1)
13:49		10-10	0	4 JACKSON I 2pt FG fast break from turnover in the paint, layup made (2)
13:36	1 EDWARDS J 3pt FG , jump shot made (9)	13-10	3	
13:16				14 STIRTZ B 2pt FG in the paint, layup missed
13:13	22 CAREY J defensive rebound (1)			
13:10	1 EDWARDS J 3pt FG , jump shot missed			
13:08				24 FERGUSON N defensive rebound (1)
12:44		13-12	1	14 STIRTZ B 2pt FG in the paint, jump shot made (2)
12:15	22 CAREY J foul drawn (1)			24 FERGUSON N foul shooting (1 - 2)
12:14	22 CAREY J free throw 1 - 2 missed			
12:14	offensive dead ball rebound (1)			
12:14	1 EDWARDS J substitution out			
12:14	4 HUFFMAN G substitution in			
12:14				4 JACKSON I substitution out
12:14				11 COMBS K substitution in
12:14	22 CAREY J free throw 2 - 2 missed			
12:13				24 FERGUSON N defensive rebound (2)
11:55				22 MASCARI M turnover lost ball (1)
11:55	Timeout media			
11:44	3 TANNER T 2pt FG from turnover in the paint, layup made (2)	15-12	3	
11:12				14 STIRTZ B 3pt FG , jump shot missed
11:11	defensive rebound (3)			
11:11	2 COLLINS M substitution out			
11:11	11 HOGGARD A substitution in			
11:11				11 COMBS K substitution out
11:11				24 FERGUSON N substitution out
11:11				4 JACKSON I substitution in
11:11				6 BANKS T substitution in
10:55	11 HOGGARD A 3pt FG , jump shot missed			
10:51				4 JACKSON I defensive rebound (2)
10:33				54 ABREU D 3pt FG , jump shot missed
10:27	3 TANNER T defensive rebound (1)			
10:13	30 MANON C 3pt FG , jump shot missed			
10:10	4 HUFFMAN G offensive rebound (1)			
10:09	3 TANNER T 3pt FG second chance, jump shot made (5)	18-12	6	
10:09	4 HUFFMAN G assist (1)			
09:43	22 CAREY J foul shooting (1 - 2)			14 STIRTZ B foul drawn (2)
09:43		18-13	5	14 STIRTZ B free throw 1 - 2 made (3)
09:43	22 CAREY J substitution out			
09:43	30 MANON C substitution out			
09:43	5 NICKEL T substitution in			



Drake at Vanderbilt

11/24/24 TD Arena, Charleston, SC

Shriners Children's Charleston Classic Championship

Officials: Kipp Kissinger, Jeff Anderson, Ron Groover

Game Time	VAN	Score	Diff	DRA
09:43	99 MCGLOCKTON D substitution in			
09:43		18-14	4	14 STIRTZ B free throw 2 - 2 made (4)
09:26	3 TANNER T 3pt FG , jump shot missed			
09:21				4 JACKSON I defensive rebound (3)
09:11				4 JACKSON I 2pt FG in the paint, layup missed
09:08	4 HUFFMAN G defensive rebound (2)			
09:07	4 HUFFMAN G turnover bad pass (1)			
09:07				54 ABREU D substitution out
09:07				3 MANYAWU C substitution in
08:41				6 BANKS T 2pt FG from turnover in the paint, jump shot missed
08:41				3 MANYAWU C offensive rebound (2)
08:35				4 JACKSON I 3pt FG from turnover second chance, jump shot missed
08:30	3 TANNER T defensive rebound (2)			
08:24	5 NICKEL T turnover lost ball (1)			6 BANKS T steal (1)
08:19				6 BANKS T 2pt FG from turnover in the paint, layup missed
08:16				3 MANYAWU C offensive rebound (3)
08:16		18-16	2	3 MANYAWU C 2pt FG from turnover second chance in the paint, tip-in layup made (6)
08:01	4 HUFFMAN G 3pt FG , jump shot missed			
07:57				14 STIRTZ B defensive rebound (1)
07:46		18-18	0	3 MANYAWU C 2pt FG in the paint, dunk, made (8)
07:46				14 STIRTZ B assist (2)
07:25	4 HUFFMAN G 2pt FG in the paint, layup made (2)	20-18	2	
07:07	3 TANNER T steal (2)			14 STIRTZ B turnover bad pass (1)
07:02	11 HOGGARD A 3pt FG from turnover, jump shot missed			
06:58				14 STIRTZ B defensive rebound (2)
06:49	4 HUFFMAN G steal (1)			14 STIRTZ B turnover lost ball (2)
06:46	4 HUFFMAN G 2pt FG fast break from turnover in the paint, layup made (4)	22-18	4	
06:46	99 MCGLOCKTON D assist (1)			
06:28	99 MCGLOCKTON D steal (1)			4 JACKSON I turnover bad pass (3)
06:25	99 MCGLOCKTON D 2pt FG from turnover in the paint, layup missed			
06:22				defensive rebound (14)
06:22	Timeout media			
06:22				4 JACKSON I substitution out
06:22				54 ABREU D substitution in
06:22	3 TANNER T substitution out			
06:22	1 EDWARDS J substitution in			
06:00		22-20	2	6 BANKS T 2pt FG in the paint, layup made (2)
06:00				3 MANYAWU C assist (1)
05:32	99 MCGLOCKTON D 3pt FG , jump shot missed			
05:27				3 MANYAWU C defensive rebound (4)
05:19				6 BANKS T 2pt FG in the paint, layup missed
05:17				3 MANYAWU C offensive rebound (5)
05:01	1 EDWARDS J steal (1)			22 MASCARI M turnover bad pass (2)
04:55	11 HOGGARD A 2pt FG fast break from turnover in the paint, layup made (2)	24-20	4	
04:39		24-22	2	3 MANYAWU C 2pt FG in the paint, layup made (10)
04:20	11 HOGGARD A turnover lost ball (2)			6 BANKS T steal (2)



Drake at Vanderbilt

11/24/24 TD Arena, Charleston, SC

Shriners Children's Charleston Classic Championship

Officials: Kipp Kissinger, Jeff Anderson, Ron Groover

Game Time	VAN	Score	Diff	DRA
04:20	99 MCGLOCKTON D foul personal (1 - 3)			6 BANKS T foul drawn (1)
04:20	11 HOGGARD A substitution out			
04:20	99 MCGLOCKTON D substitution out			
04:20	2 COLLINS M substitution in			
04:20	22 CAREY J substitution in			
04:06				3 MANYAWU C 2pt FG from turnover in the paint, layup missed
04:04	4 HUFFMAN G defensive rebound (3)			
04:02	1 EDWARDS J foul drawn (2)			6 BANKS T foul shooting (1 - 3)
04:02	1 EDWARDS J free throw 1 - 3 made (10)	25-22	3	
04:02	1 EDWARDS J free throw 2 - 3 made (11)	26-22	4	
04:02	1 EDWARDS J free throw 3 - 3 made (12)	27-22	5	
03:42		27-24	3	3 MANYAWU C 2pt FG in the paint, layup made (12)
03:42				14 STIRTZ B assist (3)
03:26	1 EDWARDS J 2pt FG outside the paint, jump shot missed			
03:24				3 MANYAWU C defensive rebound (6)
03:24	2 COLLINS M foul personal (1 - 4)			3 MANYAWU C foul drawn (1)
03:24	5 NICKEL T substitution out			
03:24	99 MCGLOCKTON D substitution in			
03:14	Timeout media			
03:14	22 CAREY J foul personal (2 - 5)			14 STIRTZ B foul drawn (3)
03:14	22 CAREY J substitution out			
03:14	30 MANON C substitution in			
02:57		27-27	0	22 MASCARI M 3pt FG , jump shot made (5)
02:57				54 ABREU D assist (1)
02:30	1 EDWARDS J 2pt FG in the paint, layup made (14)	29-27	2	
02:13		29-29	0	3 MANYAWU C 2pt FG in the paint, layup made (14)
02:13				14 STIRTZ B assist (4)
01:55	2 COLLINS M 2pt FG in the paint, layup blocked			
01:55				6 BANKS T block (1)
01:52	99 MCGLOCKTON D offensive rebound (1)			
01:51	99 MCGLOCKTON D turnover lost ball (1)			54 ABREU D steal (1)
01:39		29-32	-3	22 MASCARI M 3pt FG from turnover, jump shot made (8)
01:39				14 STIRTZ B assist (5)
01:21	1 EDWARDS J turnover bad pass (1)			
01:21	4 HUFFMAN G substitution out			
01:21	3 TANNER T substitution in			
00:55				6 BANKS T turnover bad pass (1)
00:28	30 MANON C 2pt FG from turnover in the paint, layup made (2)	31-32	-1	
00:28	3 TANNER T assist (2)			
00:21				Timeout 30 Sec
00:21	1 EDWARDS J substitution out			
00:21	4 HUFFMAN G substitution in			
00:21				6 BANKS T substitution out
00:21				21 ALIA A substitution in
00:02	99 MCGLOCKTON D foul shooting (2 - 6)			3 MANYAWU C foul drawn (2)
00:02		31-33	-2	3 MANYAWU C free throw 1 - 2 made (15)
00:02	2 COLLINS M substitution out			
00:02	99 MCGLOCKTON D substitution out			
00:02	1 EDWARDS J substitution in			



Official Basketball Play by Play - First Half

Drake at Vanderbilt

11/24/24 TD Arena, Charleston, SC

Shriners Children's Charleston Classic Championship

Game Time: 8:30 PM

Game Duration: 1:58

Attendance: 2,119

Officials: Kipp Kissinger, Jeff Anderson, Ron Groover

Game Time	VAN	Score	Diff	DRA
00:02	11 HOGGARD A substitution in			
00:02				14 STIRTZ B substitution out
00:02				21 ALIA A substitution out
00:02				4 JACKSON I substitution in
00:02				6 BANKS T substitution in
00:02		31-34	-3	3 MANYAWU C free throw 2 - 2 made (16)
00:02	Timeout 30 Sec			
00:02				22 MASCARI M substitution out
00:02				21 ALIA A substitution in
00:01	3 TANNER T 3pt FG , jump shot missed			
00:01				3 MANYAWU C defensive rebound (7)
END OF PERIOD				
VAN 31-34 DRA				



Drake at Vanderbilt

11/24/24 TD Arena, Charleston, SC

Shriners Children's Charleston Classic Championship

Officials: Kipp Kissinger, Jeff Anderson, Ron Groover

Drake - 34

NO.	Name	F	Min	FG			Rebounds			Fouls		TP	AS	TO	ST	Blocks		+/-
				M-A	M-A	M-A	OR	DR	TOT	PF	FD					BS	BA	
3	Cam Manyawu	F	14:55	7-9	0-0	2-2	3	4	7	0	2	16	1	0	0	0	0	5
54	Daniel Abreu	F	17:15	1-2	0-1	0-0	2	0	2	0	0	2	1	1	1	0	0	3
4	Isaiah Jackson	G	12:38	1-5	0-2	0-0	0	3	3	0	0	2	1	3	1	0	1	-1
14	Bennett Stirtz	G	19:58	1-5	0-1	2-2	0	2	2	1	3	4	5	2	0	0	0	2
22	Mitch Mascari	G	19:58	3-3	2-2	0-0	0	0	0	0	0	8	0	2	0	0	0	3
24	Nate Ferguson		03:01	0-0	0-0	0-0	0	2	2	1	0	0	0	0	0	0	0	-1
11	Kael Combs		01:03	0-0	0-0	0-0	0	0	0	0	0	0	0	0	0	0	0	-2
6	Tavion Banks		10:52	1-4	0-0	0-0	0	0	0	1	1	2	0	1	2	1	0	5
21	Andrew Alia		00:21	0-0	0-0	0-0	0	0	0	0	0	0	0	0	0	0	0	1
Team							1	1	2			0		1				
Totals				14-28	2-6	4-4	6	12	18	3	6	34	8	10	4	1	1	3

Shooting By Period		
1st FG%	14-28	50.0%
3PT%	2-6	33.3%
FT%	4-4	100%
GM FG%	14-28	50.0%
3PT%	2-6	33.3%
FT%	4-4	100.0%

Dead Ball Rebounds: 1, 0

Technical Fouls::NONE

Vanderbilt - 31

NO.	Name	F	Min	FG			Rebounds			Fouls		TP	AS	TO	ST	Blocks		+/-
				M-A	M-A	M-A	OR	DR	TOT	PF	FD					BS	BA	
5	Tyler Nickel	F	11:29	0-0	0-0	0-0	0	0	0	0	0	0	1	1	0	0	0	-2
99	Devin McGlockton	F	12:59	2-4	0-1	0-0	1	0	1	2	0	4	1	1	1	1	0	-10
1	Jason Edwards	G	13:49	4-7	1-3	5-5	0	0	0	0	2	14	0	1	1	0	0	-5
4	Grant Huffman	G	15:28	2-3	0-1	0-0	1	2	3	1	0	4	1	1	1	0	0	-8
11	A.J. Hoggard	G	12:04	1-4	0-2	0-0	0	1	1	0	0	2	1	2	1	0	0	-2
2	MJ Collins		08:53	0-1	0-0	0-0	0	0	0	1	0	0	0	0	0	0	1	1
22	Jaylen Carey		07:09	0-0	0-0	0-2	0	1	1	2	1	0	0	1	1	0	0	8
3	Tyler Tanner		09:49	2-4	1-3	0-0	0	2	2	0	0	5	2	0	2	0	0	4
30	Chris Manon		08:21	1-2	0-1	0-0	0	0	0	0	0	2	0	0	0	0	0	-1
Team							0	1	1			0		0				
Totals				12-25	2-11	5-7	2	7	9	6	3	31	6	7	7	1	1	-3

Shooting By Period		
1st FG%	12-25	48.0%
3PT%	2-11	18.2%
FT%	5-7	71.4%
GM FG%	12-25	48.0%
3PT%	2-11	18.2%
FT%	5-7	71.4%

Dead Ball Rebounds: 1, 0

Technical Fouls::NONE

	DRA	VAN
Biggest lead	4 (1 st 16:44)	6 (1 st 10:09)
Best Scoring Run	6(1 st 7:46)	6(1 st 14:38)
Lead Changes	2	
Times Tied	7	
Time with Lead	04:36	11:24

	DRA	VAN
Points from		
Turnovers	7	12
Paint	24	20
Second Chance	6	3
Fast Breaks	2	6
Bench	2	7

	Period by Period Scoring		
	1st	2nd	TOT
DRA	34	47	81
VAN	31	39	70



Drake at Vanderbilt

11/24/24 TD Arena, Charleston, SC

Shriners Children's Charleston Classic Championship

Officials: Kipp Kissinger, Jeff Anderson, Ron Groover

Period 2

Quarter Starters:

VAN	1 Edwards J	4 Huffman G	5 Nickel T	11 Hoggard A	99 McGlockton D
DRA	3 Manyawu C	4 Jackson I	14 Stirtz B	22 Mascari M	54 Abreu D

Game Time	VAN	Score	Diff	DRA
20:00	3 TANNER T substitution out			
20:00	30 MANON C substitution out			
20:00	5 NICKEL T substitution in			
20:00	99 MCGLOCKTON D substitution in			
20:00				6 BANKS T substitution out
20:00				21 ALIA A substitution out
20:00				14 STIRTZ B substitution in
20:00				22 MASCARI M substitution in
19:50	5 NICKEL T 3pt FG , jump shot missed			
19:46	99 MCGLOCKTON D offensive rebound (2)			
19:44	1 EDWARDS J 3pt FG second chance, jump shot made (17)	34-34	0	
19:44	4 HUFFMAN G assist (2)			
19:23				3 MANYAWU C 2pt FG in the paint, layup blocked
19:23	5 NICKEL T block (1)			
19:21				4 JACKSON I offensive rebound (4)
19:17		34-37	-3	22 MASCARI M 3pt FG second chance, jump shot made (11)
19:17				14 STIRTZ B assist (6)
18:55	1 EDWARDS J foul drawn (3)			4 JACKSON I foul shooting (1 - 1)
18:55	1 EDWARDS J free throw 1 - 2 made (18)	35-37	-2	
18:55	1 EDWARDS J free throw 2 - 2 made (19)	36-37	-1	
18:33				4 JACKSON I turnover out of bounds (4)
18:33				4 JACKSON I substitution out
18:33				6 BANKS T substitution in
18:24	11 HOGGARD A foul drawn (1)			54 ABREU D foul shooting (1 - 2)
18:24	11 HOGGARD A free throw 1 - 2 missed			
18:24	offensive dead ball rebound (2)			
18:24	11 HOGGARD A free throw 2 - 2 made (3)	37-37	0	
18:08		37-39	-2	14 STIRTZ B 2pt FG in the paint, jump shot made (6)
17:54	1 EDWARDS J turnover travel (2)			
17:39		37-42	-5	54 ABREU D 3pt FG from turnover, jump shot made (5)
17:39				14 STIRTZ B assist (7)
17:22	5 NICKEL T turnover lost ball (2)			22 MASCARI M steal (1)
17:11	1 EDWARDS J foul shooting (1 - 1)			54 ABREU D foul drawn (1)
17:11				54 ABREU D free throw 1 - 2 missed
17:11				offensive dead ball rebound (2)
17:11	4 HUFFMAN G substitution out			
17:11	5 NICKEL T substitution out			
17:11	3 TANNER T substitution in			
17:11	22 CAREY J substitution in			
17:11		37-43	-6	54 ABREU D free throw 2 - 2 made (6)
16:57	11 HOGGARD A 2pt FG in the paint, jump shot missed			
16:54	11 HOGGARD A offensive rebound (2)			



Drake at Vanderbilt

11/24/24 TD Arena, Charleston, SC

Shriners Children's Charleston Classic Championship

Officials: Kipp Kissinger, Jeff Anderson, Ron Groover

Game Time	VAN	Score	Diff	DRA
16:54	11 HOGGARD A 2pt FG second chance in the paint, tip-in layup made (5)	39-43	-4	
16:37	99 MCGLOCKTON D foul shooting (3 - 2)			14 STIRTZ B foul drawn (4)
16:37		39-44	-5	14 STIRTZ B free throw 1 - 2 made (7)
16:37		39-45	-6	14 STIRTZ B free throw 2 - 2 made (8)
16:20	1 EDWARDS J 2pt FG in the paint, layup missed			
16:15	offensive rebound (12)			
16:15	1 EDWARDS J 2pt FG second chance in the paint, tip-in layup made (21)	41-45	-4	
15:58		41-47	-6	54 ABREU D 2pt FG in the paint, layup made (8)
15:51	1 EDWARDS J 2pt FG fast break in the paint, layup made (23)	43-47	-4	
15:33				14 STIRTZ B turnover lost ball (3)
15:33	Timeout media			
15:33				3 MANYAWU C substitution out
15:33				24 FERGUSON N substitution in
15:33	99 MCGLOCKTON D substitution out			
15:33	30 MANON C substitution in			
15:22	30 MANON C 2pt FG from turnover in the paint, dunk, missed			
15:20	11 HOGGARD A offensive rebound (3)			
15:10	1 EDWARDS J turnover lost ball (3)			22 MASCARI M steal (2)
14:43				22 MASCARI M 3pt FG from turnover, jump shot missed
14:39	30 MANON C defensive rebound (1)			
14:24	11 HOGGARD A foul drawn (2)			22 MASCARI M foul shooting (1 - 3)
14:24	11 HOGGARD A free throw 1 - 2 missed			
14:24	offensive dead ball rebound (3)			
14:24	1 EDWARDS J substitution out			
14:24	2 COLLINS M substitution in			
14:24	11 HOGGARD A free throw 2 - 2 missed			
14:22				6 BANKS T defensive rebound (1)
14:00		43-49	-6	6 BANKS T 2pt FG in the paint, layup made (4)
14:00				14 STIRTZ B assist (8)
13:46	2 COLLINS M turnover lost ball (1)			54 ABREU D steal (2)
13:40		43-51	-8	6 BANKS T 2pt FG fast break from turnover in the paint, layup made (6)
13:40				14 STIRTZ B assist (9)
13:40	Timeout 30 Sec			
13:40	Timeout media			
13:22	11 HOGGARD A 2pt FG in the paint, layup made (7)	45-51	-6	
13:02	11 HOGGARD A foul personal (1 - 3)			6 BANKS T foul drawn (2)
12:57		45-53	-8	54 ABREU D 2pt FG in the paint, layup made (10)
12:57				14 STIRTZ B assist (10)
12:27	11 HOGGARD A 3pt FG , jump shot missed			
12:25				14 STIRTZ B defensive rebound (3)
12:20		45-55	-10	24 FERGUSON N 2pt FG fast break in the paint, layup made (2)
12:20				14 STIRTZ B assist (11)
12:05	2 COLLINS M foul drawn (1)			22 MASCARI M foul personal (2 - 4)
12:05	11 HOGGARD A substitution out			
12:05	30 MANON C substitution out			
12:05	4 HUFFMAN G substitution in			
12:05	5 NICKEL T substitution in			



Drake at Vanderbilt

11/24/24 TD Arena, Charleston, SC

Shriners Children's Charleston Classic Championship

Officials: Kipp Kissinger, Jeff Anderson, Ron Groover

Game Time	VAN	Score	Diff	DRA
12:05				6 BANKS T substitution out
12:05				3 MANYAWU C substitution in
11:54	2 COLLINS M foul drawn (2)			24 FERGUSON N foul shooting (2 - 5)
11:54	Timeout media			
11:54	2 COLLINS M free throw 1 - 2 made (1)	46-55	-9	
11:54	2 COLLINS M free throw 2 - 2 made (2)	47-55	-8	
11:37				22 MASCARI M 3pt FG , jump shot missed
11:35				offensive rebound (22)
11:31				14 STIRTZ B turnover bad pass (4)
11:16	2 COLLINS M 3pt FG from turnover, jump shot made (5)	50-55	-5	
11:16	4 HUFFMAN G assist (3)			
10:50				14 STIRTZ B 3pt FG , jump shot missed
10:48				24 FERGUSON N offensive rebound (3)
10:38				14 STIRTZ B 2pt FG second chance in the paint, layup blocked
10:38	4 HUFFMAN G block (1)			
10:38				offensive rebound (24)
10:38				24 FERGUSON N substitution out
10:38				6 BANKS T substitution in
10:28		50-58	-8	6 BANKS T 3pt FG second chance, jump shot made (9)
10:28				3 MANYAWU C assist (2)
10:06	2 COLLINS M 3pt FG , jump shot missed			
10:03				22 MASCARI M defensive rebound (1)
09:39				54 ABREU D 3pt FG , jump shot missed
09:36				3 MANYAWU C offensive rebound (8)
09:35	3 TANNER T steal (3)			3 MANYAWU C turnover lost ball (1)
09:31	5 NICKEL T 3pt FG from turnover, jump shot missed			
09:27				3 MANYAWU C defensive rebound (9)
09:02				54 ABREU D 3pt FG , jump shot missed
08:59	4 HUFFMAN G defensive rebound (4)			
08:52	2 COLLINS M 2pt FG in the paint, layup made (7)	52-58	-6	
08:31	5 NICKEL T steal (1)			6 BANKS T turnover bad pass (2)
08:05	22 CAREY J 3pt FG from turnover, jump shot missed			
08:01				14 STIRTZ B defensive rebound (4)
07:55				14 STIRTZ B 2pt FG in the paint, layup missed
07:53	22 CAREY J defensive rebound (2)			
07:31	3 TANNER T foul drawn (1)			3 MANYAWU C foul personal (1 - 6)
07:31	Timeout media			
07:31	4 HUFFMAN G substitution out			
07:31	5 NICKEL T substitution out			
07:31	22 CAREY J substitution out			
07:31	1 EDWARDS J substitution in			
07:31	11 HOGGARD A substitution in			
07:31	99 MCGLOCKTON D substitution in			
07:31				6 BANKS T substitution out
07:31				4 JACKSON I substitution in
07:27	1 EDWARDS J 3pt FG , jump shot missed			
07:23	offensive rebound (17)			
07:23	99 MCGLOCKTON D substitution out			
07:23	22 CAREY J substitution in			



Drake at Vanderbilt

11/24/24 TD Arena, Charleston, SC

Shriners Children's Charleston Classic Championship

Officials: Kipp Kissinger, Jeff Anderson, Ron Groover

Game Time	VAN	Score	Diff	DRA
07:14	22 CAREY J 2pt FG second chance in the paint, dunk, blocked			
07:14				3 MANYAWU C block (1)
07:10				22 MASCARI M defensive rebound (2)
06:50				14 STIRTZ B 3pt FG , jump shot missed
06:46				54 ABREU D offensive rebound (3)
06:46	11 HOGGARD A foul shooting (2 - 4)			54 ABREU D foul drawn (2)
06:46				54 ABREU D free throw 1 - 2 missed
06:46				offensive dead ball rebound (3)
06:46		52-59	-7	54 ABREU D free throw 2 - 2 made (11)
06:31	11 HOGGARD A 2pt FG outside the paint, jump shot missed			
06:31				defensive rebound (31)
06:21				turnover 10 sec back court (16)
06:10	1 EDWARDS J 2pt FG from turnover in the paint, layup blocked			
06:10				3 MANYAWU C block (2)
06:08				14 STIRTZ B defensive rebound (5)
05:43	11 HOGGARD A foul shooting (3 - 5)			54 ABREU D foul drawn (3)
05:43		52-60	-8	54 ABREU D free throw 1 - 2 made (12)
05:43	11 HOGGARD A substitution out			
05:43	4 HUFFMAN G substitution in			
05:43		52-61	-9	54 ABREU D free throw 2 - 2 made (13)
05:28	22 CAREY J 2pt FG in the paint, jump shot blocked			
05:28				54 ABREU D block (1)
05:25				22 MASCARI M defensive rebound (3)
04:59				4 JACKSON I 2pt FG in the paint, jump shot missed
04:58	1 EDWARDS J defensive rebound (1)			
04:58	1 EDWARDS J foul drawn (4)			3 MANYAWU C foul personal (2 - 7)
04:58	2 COLLINS M substitution out			
04:58	5 NICKEL T substitution in			
04:58	22 CAREY J substitution out			
04:58	2 COLLINS M substitution in			
04:58	1 EDWARDS J 1&1 free throw 1 made (24)	53-61	-8	
04:57	1 EDWARDS J 1&1 free throw 2 missed			
04:56				3 MANYAWU C defensive rebound (10)
04:47	3 TANNER T foul drawn (2)			3 MANYAWU C foul offensive (3 - 8)
04:47				3 MANYAWU C turnover offensive (2)
04:37	5 NICKEL T 3pt FG from turnover, jump shot missed			
04:35				4 JACKSON I defensive rebound (5)
04:21				14 STIRTZ B 2pt FG in the paint, jump shot missed
04:21				3 MANYAWU C offensive rebound (11)
04:21	4 HUFFMAN G foul personal (2 - 6)			3 MANYAWU C foul drawn (3)
04:14	4 HUFFMAN G foul shooting (3 - 7)			14 STIRTZ B foul drawn (5)
04:14		53-62	-9	14 STIRTZ B free throw 1 - 2 made (9)
04:14		53-63	-10	14 STIRTZ B free throw 2 - 2 made (10)
03:58	1 EDWARDS J turnover lost ball (4)			4 JACKSON I steal (2)
03:51		53-65	-12	14 STIRTZ B 2pt FG from turnover in the paint, layup made (12)
03:50				Timeout 30 Sec
03:50				Timeout media
03:39	2 COLLINS M turnover lost ball (2)			3 MANYAWU C steal (1)
03:22		53-67	-14	4 JACKSON I 2pt FG from turnover in the paint, layup made (4)



Drake at Vanderbilt

11/24/24 TD Arena, Charleston, SC

Shriners Children's Charleston Classic Championship

Officials: Kipp Kissinger, Jeff Anderson, Ron Groover

Game Time	VAN	Score	Diff	DRA
03:14	4 HUFFMAN G 2pt FG in the paint, layup made (6)	55-67	-12	
03:13	Timeout 30 Sec			
03:13	1 EDWARDS J substitution out			
03:13	5 NICKEL T substitution out			
03:13	11 HOGGARD A substitution in			
03:13	30 MANON C substitution in			
03:07	30 MANON C steal (1)			3 MANYAWU C turnover lost ball (3)
03:06	30 MANON C foul drawn (1)			4 JACKSON I foul shooting (2 - 9)
03:06	30 MANON C free throw 1 - 2 made (3)	56-67	-11	
03:06	30 MANON C free throw 2 - 2 made (4)	57-67	-10	
03:00	11 HOGGARD A foul personal (4 - 8)			22 MASCARI M foul drawn (1)
03:00		57-68	-11	22 MASCARI M 1&1 free throw 1 made (12)
03:00		57-69	-12	22 MASCARI M 1&1 free throw 2 made (13)
02:50	11 HOGGARD A 2pt FG in the paint, layup blocked			
02:50				3 MANYAWU C block (3)
02:50	offensive rebound (19)			
02:50	2 COLLINS M substitution out			
02:50	3 TANNER T substitution out			
02:50	1 EDWARDS J substitution in			
02:50	22 CAREY J substitution in			
02:46	1 EDWARDS J foul drawn (5)			4 JACKSON I foul personal (3 - 10)
02:46	1 EDWARDS J free throw 1 - 2 made (25)	58-69	-11	
02:46	11 HOGGARD A substitution out			
02:46	22 CAREY J substitution out			
02:46	2 COLLINS M substitution in			
02:46	3 TANNER T substitution in			
02:46	1 EDWARDS J free throw 2 - 2 made (26)	59-69	-10	
02:20		59-71	-12	14 STIRTZ B 2pt FG in the paint, layup made (14)
02:10	30 MANON C foul drawn (2)			54 ABREU D foul shooting (2 - 11)
02:10	30 MANON C free throw 1 - 2 made (5)	60-71	-11	
02:10	30 MANON C free throw 2 - 2 made (6)	61-71	-10	
02:01		61-73	-12	3 MANYAWU C 2pt FG in the paint, dunk, made (18)
02:01				22 MASCARI M assist (1)
01:51	30 MANON C 2pt FG in the paint, layup made (8)	63-73	-10	
01:51	30 MANON C foul drawn (3)			54 ABREU D foul shooting (3 - 12)
01:51	30 MANON C free throw 1 - 1 made (9)	64-73	-9	
01:43		64-75	-11	54 ABREU D 2pt FG fast break in the paint, layup made (15)
01:43				3 MANYAWU C assist (3)
01:32	4 HUFFMAN G turnover bad pass (2)			14 STIRTZ B steal (1)
01:30				14 STIRTZ B turnover dribbling violation (5)
01:30	3 TANNER T substitution out			
01:30	4 HUFFMAN G substitution out			
01:30	5 NICKEL T substitution in			
01:30	22 CAREY J substitution in			
01:25	2 COLLINS M 3pt FG from turnover, jump shot missed			
01:22	5 NICKEL T offensive rebound (1)			
01:10	2 COLLINS M 2pt FG from turnover second chance in the paint, layup made (9)	66-75	-9	
01:10	Timeout 60 Sec			



Drake at Vanderbilt

11/24/24 TD Arena, Charleston, SC

Shriners Children's Charleston Classic Championship

Officials: Kipp Kissinger, Jeff Anderson, Ron Groover

Game Time	VAN	Score	Diff	DRA
01:10	5 NICKEL T substitution out			
01:10	22 CAREY J substitution out			
01:10	3 TANNER T substitution in			
01:10	4 HUFFMAN G substitution in			
01:05	30 MANON C foul personal (1 - 9)			22 MASCARI M foul drawn (2)
01:05	2 COLLINS M substitution out			
01:05	4 HUFFMAN G substitution out			
01:05	30 MANON C substitution out			
01:05	5 NICKEL T substitution in			
01:05	11 HOGGARD A substitution in			
01:05	22 CAREY J substitution in			
01:05		66-76	-10	22 MASCARI M 1&1 free throw 1 made (14)
01:05		66-77	-11	22 MASCARI M 1&1 free throw 2 made (15)
00:53	11 HOGGARD A 2pt FG in the paint, layup missed			
00:52				22 MASCARI M defensive rebound (4)
00:52	1 EDWARDS J foul personal (2 - 10)			22 MASCARI M foul drawn (3)
00:52		66-78	-12	22 MASCARI M free throw 1 - 2 made (16)
00:52		66-79	-13	22 MASCARI M free throw 2 - 2 made (17)
00:41	1 EDWARDS J turnover lost ball (5)			14 STIRTZ B steal (2)
00:38		66-81	-15	14 STIRTZ B 2pt FG fast break from turnover in the paint, dunk, made (16)
00:33	3 TANNER T 2pt FG in the paint, layup made (7)	68-81	-13	
00:03				turnover shot clock (20)
00:00	11 HOGGARD A 2pt FG from turnover in the paint, layup made (9)	70-81	-11	
END OF GAME				
VAN 70-81 DRA				



Officials: Kipp Kissinger, Jeff Anderson, Ron Groover

Drake - 47

NO.	Name	F	Min	FG	3P	FT	Rebounds			Fouls		TP	AS	TO	ST	Blocks		+/-
				M-A	M-A	M-A	OR	DR	TOT	PF	FD					BS	BA	
3	Cam Manyawu	F	16:32	1-2	0-0	0-0	2	2	4	3	1	2	2	3	1	3	1	2
54	Daniel Abreu	F	20:00	4-6	1-3	4-6	1	0	1	3	3	13	0	0	1	1	0	8
4	Isaiah Jackson	G	08:58	1-2	0-0	0-0	1	1	2	3	0	2	0	1	1	0	0	3
14	Bennett Stirtz	G	20:00	4-9	0-2	4-4	0	3	3	0	2	12	6	3	2	0	1	8
22	Mitch Mascari	G	20:00	1-3	1-3	6-6	0	4	4	2	3	9	1	0	2	0	0	8
21	Andrew Alia		00:00	0-0	0-0	0-0	0	0	0	0	0	0	0	0	0	0	0	0
6	Tavion Banks		09:35	3-3	1-1	0-0	0	1	1	0	1	7	0	1	0	0	0	10
24	Nate Ferguson		04:55	1-1	0-0	0-0	1	0	1	1	0	2	0	0	0	0	0	1
Team							2	1	3			0			2			
Totals				15-26	3-9	14-16	7	12	19	12	10	47	9	10	7	4	2	8

Shooting By Period		
2 nd FG%	15-26	57.7%
3PT%	3-9	33.3%
FT%	14-16	87.5%
GM FG%	15-26	57.7%
3PT%	3-9	33.3%
FT%	14-16	87.5%

Dead Ball Rebounds: 2, 0

Technical Fouls::NONE

Vanderbilt - 39

NO.	Name	F	Min	FG	3P	FT	Rebounds			Fouls		TP	AS	TO	ST	Blocks		+/-
				M-A	M-A	M-A	OR	DR	TOT	PF	FD					BS	BA	
5	Tyler Nickel	F	10:33	0-3	0-3	0-0	1	0	1	0	0	0	0	1	1	1	0	-1
99	Devin McGlockton	F	04:35	0-0	0-0	0-0	1	0	1	1	0	0	0	0	0	0	0	-1
1	Jason Edwards	G	12:44	3-6	1-2	5-6	0	1	1	2	3	12	0	4	0	0	1	-6
4	Grant Huffman	G	11:41	1-1	0-0	0-0	0	1	1	2	0	2	2	1	0	1	0	-1
11	A.J. Hoggard	G	11:15	3-8	0-1	1-4	2	0	2	4	2	7	0	0	0	0	1	-10
3	Tyler Tanner		16:47	1-1	0-0	0-0	0	0	0	0	2	2	0	0	1	0	0	-9
22	Jaylen Carey		13:34	0-3	0-1	0-0	0	1	1	0	0	0	0	0	0	0	2	-3
30	Chris Manon		05:36	1-2	0-0	5-5	0	1	1	1	3	7	0	0	1	0	0	-3
2	MJ Collins		13:15	3-5	1-3	2-2	0	0	0	0	2	9	0	2	0	0	0	-6
Team							3	0	3			0			0			
Totals				12-29	2-10	13-17	7	4	11	10	12	39	2	8	3	2	4	-8

Shooting By Period		
2 nd FG%	12-29	41.4%
3PT%	2-10	20.0%
FT%	13-17	76.5%
GM FG%	12-29	41.4%
3PT%	2-10	20.0%
FT%	13-17	76.5%

Dead Ball Rebounds: 2, 0

Technical Fouls::NONE

	DRA	VAN
Biggest lead	15 (2 nd 0:38)	0 (1 st 20:00)
Best Scoring Run	6(2 nd 17:11)	5(2 nd 11:16)
Lead Changes	0	
Times Tied	2	
Time with Lead	19:07	00:00

Points from	DRA	VAN
Turnovers	12	10
Paint	24	20
Second Chance	9	11
Fast Breaks	8	2
Bench	9	18

	Period by Period Scoring		
	1st	2nd	TOT
DRA	34	47	81
VAN	31	39	70



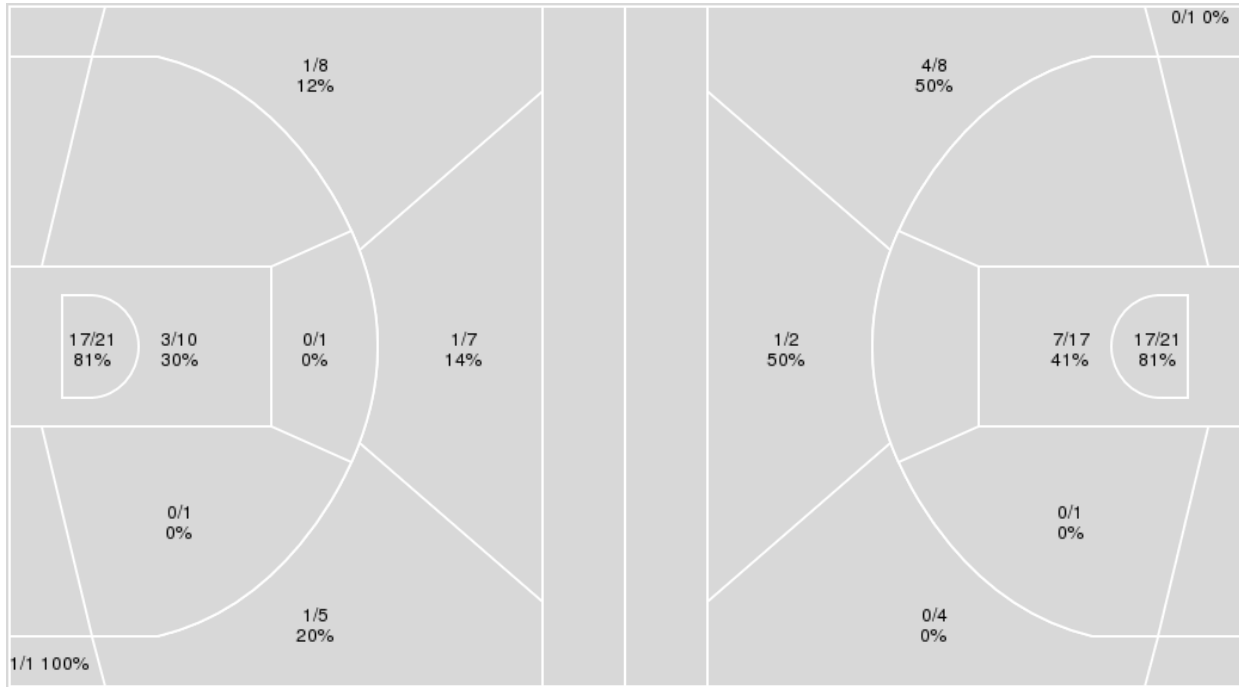
Officials: Kipp Kissinger, Jeff Anderson, Ron Groover

{ Players => All; } FG Types => All; Results => All;

{ Players => All; } FG Types => All; Results => All;

Vanderbilt

Drake



Vanderbilt	M/A	%
Field Goals	24/54	44
2 Points	20/33	61
3 Points	4/21	19
Free Throws	18/24	75

Drake	M/A	%
Field Goals	29/54	54
2 Points	24/39	62
3 Points	5/15	33
Free Throws	18/20	90



Drake at Vanderbilt

11/24/24 TD Arena, Charleston, SC

Shriners Children's Charleston Classic Championship

Game Time: 8:30 PM

Game Duration: 1:58

Attendance: 2,119

Officials: Kipp Kissinger, Jeff Anderson, Ron Groover

Drake

No	Name	Mins		Score		Points Diff		Points per Min		Assists		Rebounds		Steals		Turnovers	
		On	Off	On	Off	On	Off	On	Off	On	Off	On	Off	On	Off	On	Off
3	Cam Manyawu	31:27	08:33	67 - 60	14 - 10	7	4	2.13	1.64	13	4	31	6	8	3	19	1
4	Isaiah Jackson	21:36	18:25	45 - 43	36 - 27	2	9	2.08	1.96	6	11	24	13	6	5	13	7
6	Tavion Banks	20:27	19:33	42 - 27	39 - 43	15	-4	2.05	2.00	12	5	17	20	6	5	8	12
11	Kael Combs	01:03	38:57	0 - 2	81 - 68	-2	13	0.00	2.08	0	17	1	36	0	11	1	19
14	Bennett Stirtz	39:58	00:03	80 - 70	1 - 0	10	1	2.00	24.00	17	0	36	1	11	0	20	0
21	Andrew Alia	00:21	39:39	1 - 0	80 - 70	1	10	2.84	2.02	0	17	1	36	0	11	0	20
22	Mitch Mascari	39:58	00:03	81 - 70	0 - 0	11	0	2.03	0.00	17	0	36	1	11	0	20	0
24	Nate Ferguson	07:56	32:04	12 - 12	69 - 58	0	11	1.51	2.15	4	13	7	30	3	8	2	18
54	Daniel Abreu	37:15	02:45	77 - 66	4 - 4	11	0	2.07	1.45	16	1	32	5	10	1	17	3

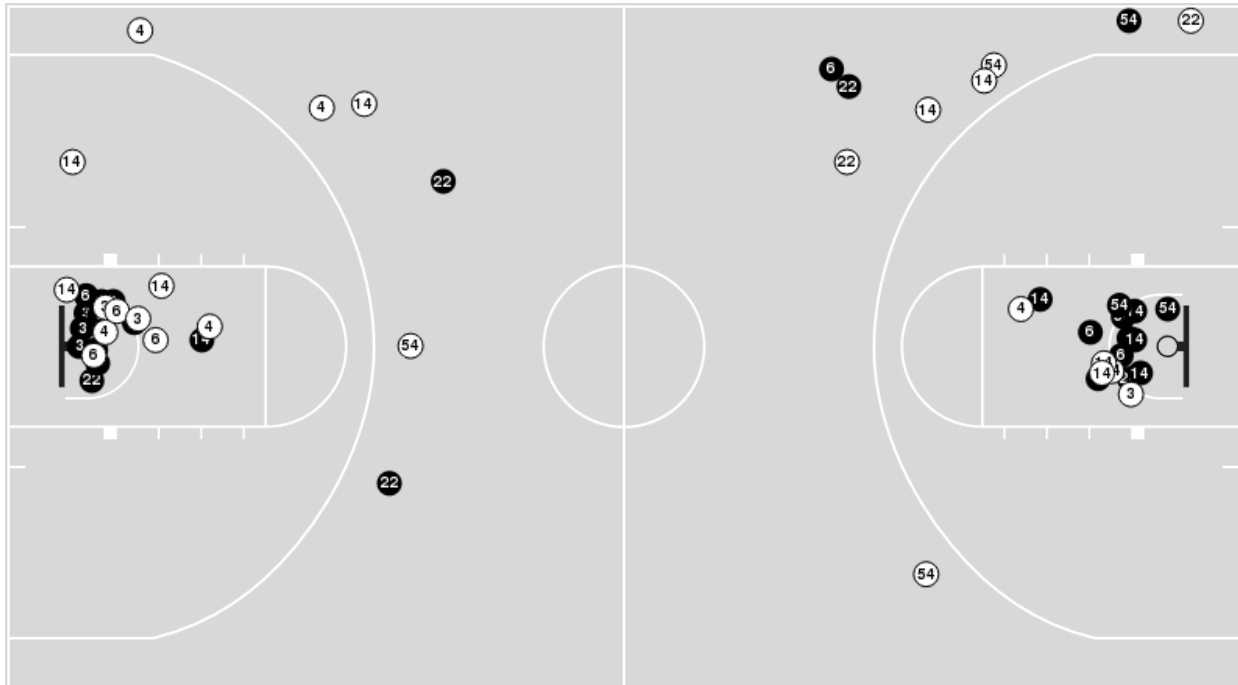
Vanderbilt

No	Name	Mins		Score		Points Diff		Points per Min		Assists		Rebounds		Steals		Turnovers	
		On	Off	On	Off	On	Off	On	Off	On	Off	On	Off	On	Off	On	Off
1	Jason Edwards	26:33	13:27	50 - 61	20 - 20	-11	0	1.88	1.49	5	3	12	8	4	6	12	3
2	MJ Collins	22:08	17:53	38 - 43	32 - 38	-5	-6	1.72	1.79	3	5	10	10	6	4	7	8
3	Tyler Tanner	26:36	13:24	46 - 51	24 - 30	-5	-6	1.73	1.79	5	3	15	5	8	2	9	6
4	Grant Huffman	27:09	12:51	47 - 56	23 - 25	-9	-2	1.73	1.79	6	2	13	7	7	3	11	4
5	Tyler Nickel	22:02	17:58	39 - 42	31 - 39	-3	-8	1.77	1.73	5	3	8	12	7	3	9	6
11	A.J. Hoggard	23:19	16:42	38 - 50	32 - 31	-12	1	1.63	1.92	5	3	12	8	6	4	9	6
22	Jaylen Carey	20:43	19:17	37 - 32	33 - 49	5	-16	1.79	1.71	3	5	13	7	5	5	4	11
30	Chris Manon	13:57	26:03	27 - 31	43 - 50	-4	-7	1.94	1.65	3	5	9	11	3	7	6	9
99	Devin McGlockton	17:34	22:27	28 - 39	42 - 42	-11	0	1.59	1.87	5	3	8	12	4	6	8	7

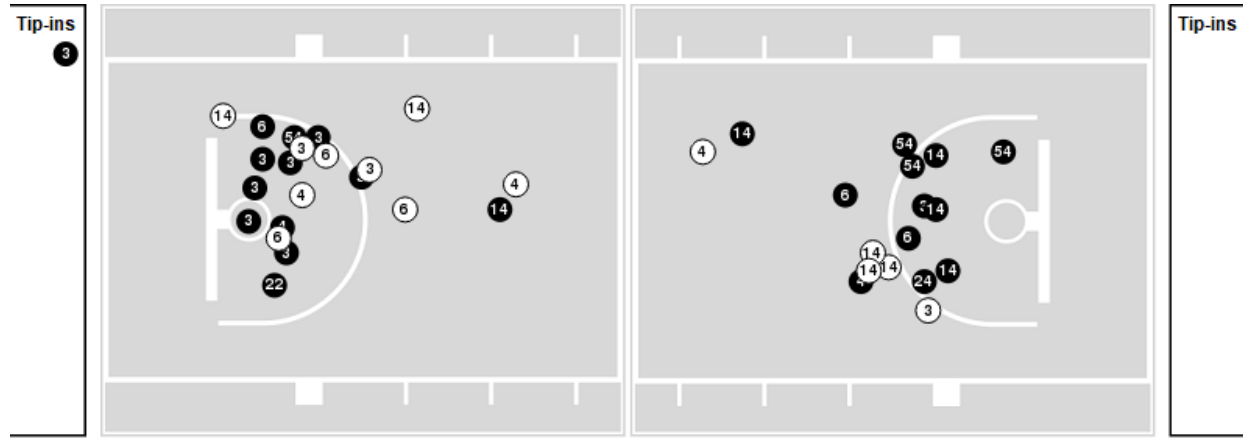


Players => AllFG Types=>AllResults=>All
Drake

All Field Goals



Blow Up Chart



● Made ○ Missed N - Player Number

Drake	M/A	%
Field Goals	29/54	54
2 Points	24/39	62
3 Points	5/15	33
Free Throws	18/20	90

Drake	M/A	%
Points in the Paint	48 (24 / 38)	63
Fast Break Points	10 (5/5)	100
Second Chance Points	15 (8/11)	73
Effective FG%	58	



Drake at Vanderbilt

11/24/24 TD Arena, Charleston, SC

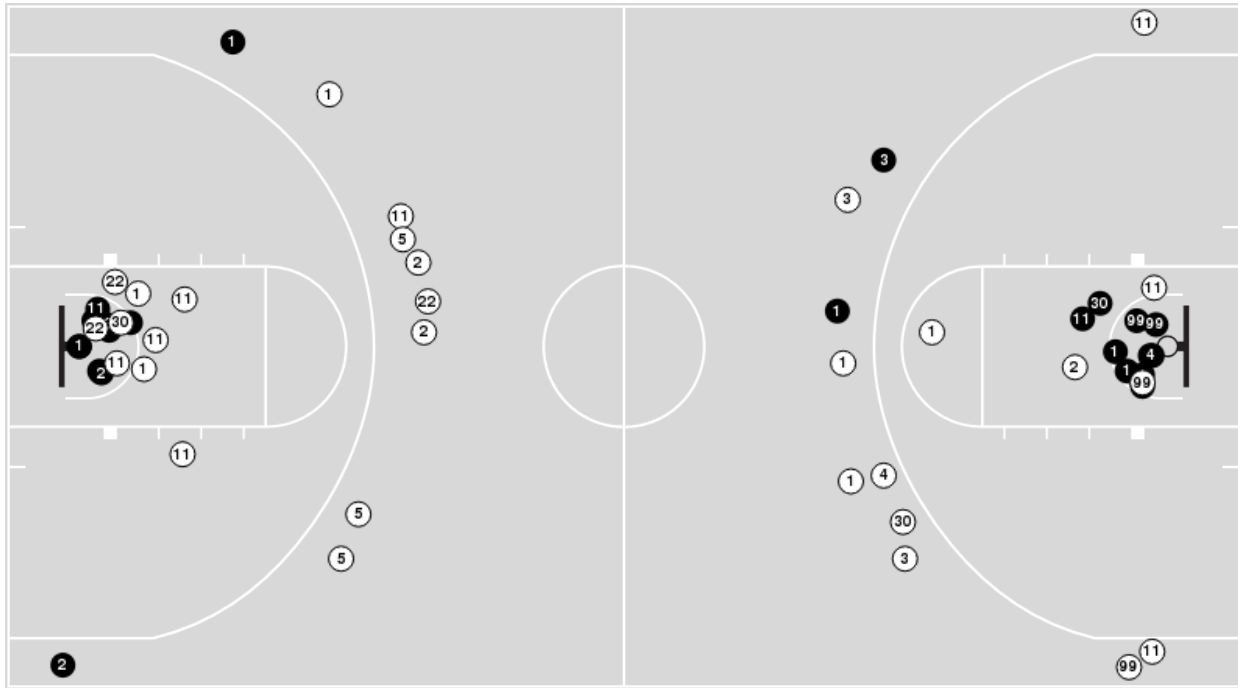
Shriners Children's Charleston Classic Championship

Officials: Kipp Kissinger, Jeff Anderson, Ron Groover

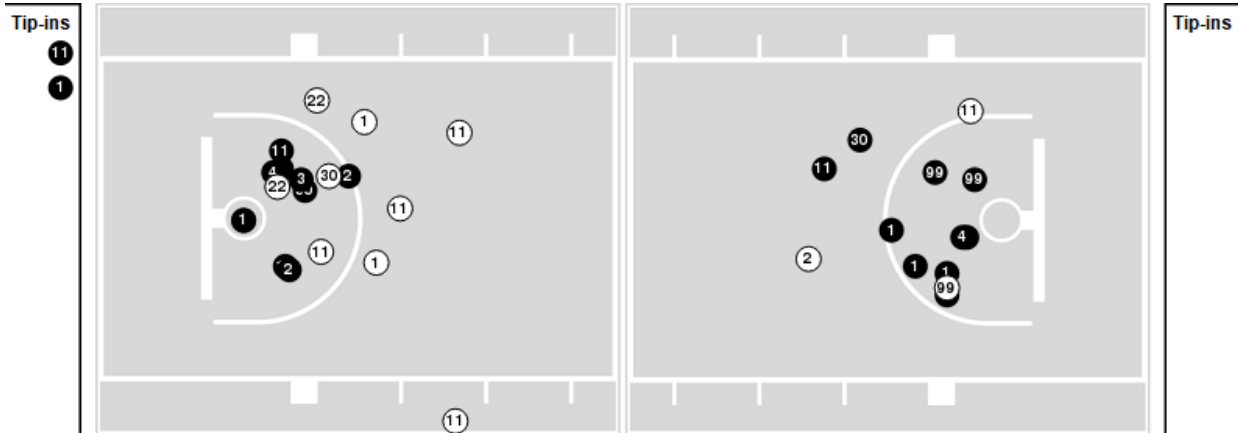
Players => AllFG Types=>AllResults=>All

Vanderbilt

All Field Goals



Blow Up Chart



● Made ○ Missed N - Player Number

Vanderbilt	M/A	%
Field Goals	24/54	44
2 Points	20/33	61
3 Points	4/21	19
Free Throws	18/24	75

Vanderbilt	M/A	%
Points in the Paint	40 (20 / 31)	65
Fast Break Points	8 (4/4)	100
Second Chance Points	14 (7/8)	88
Effective FG%	48	



Drake at Vanderbilt

11/24/24 TD Arena, Charleston, SC

Shriners Children's Charleston Classic Championship

Officials: Kipp Kissinger, Jeff Anderson, Ron Groover

Drake

Lineup	Quarter On	Time On	Quarter Off	Time Off	Time on Court	Score	Score Diff	Reb	Stl	Tov	Ass	PPP
3- Manyawu C/ 4- Jackson I/ 14- Stirtz B/ 22- Mascari M/ 54- Abreu D/	1	20:00	1	14:12	05:48	8-10	-2	5	0	4	2	0.8000
4- Jackson I/ 14- Stirtz B/ 22- Mascari M/ 24- Ferguson N/ 54- Abreu D/	1	14:12	1	12:14	01:58	4-3	1	1	1	0	0	1.3333
11- Combs K/ 14- Stirtz B/ 22- Mascari M/ 24- Ferguson N/ 54- Abreu D/	1	12:14	1	11:11	01:03	0-2	-2	1	0	1	0	0.0000
4- Jackson I/ 6- Banks T/ 14- Stirtz B/ 22- Mascari M/ 54- Abreu D/	1	11:11	1	09:07	02:04	2-3	-1	2	0	0	0	0.6944
3- Manyawu C/ 4- Jackson I/ 6- Banks T/ 14- Stirtz B/ 22- Mascari M/	1	09:07	1	06:22	02:45	4-4	0	5	1	3	1	0.6667
3- Manyawu C/ 6- Banks T/ 14- Stirtz B/ 22- Mascari M/ 54- Abreu D/	1	06:22	1	00:21	06:00	14-9	5	3	2	2	5	1.5556
3- Manyawu C/ 14- Stirtz B/ 21- Alia A/ 22- Mascari M/ 54- Abreu D/	1	00:21	1	00:02	00:18	1-0	1	0	0	0	0	2.2727
3- Manyawu C/ 4- Jackson I/ 6- Banks T/ 22- Mascari M/ 54- Abreu D/	1	00:02	1	00:02	00:00	1-0	1	0	0	0	0	2.2727
3- Manyawu C/ 4- Jackson I/ 6- Banks T/ 21- Alia A/ 54- Abreu D/	1	00:02	2	20:00	00:02	0-0	0	1	0	0	0	0.0000
3- Manyawu C/ 4- Jackson I/ 14- Stirtz B/ 22- Mascari M/ 54- Abreu D/	2	20:00	2	18:33	01:27	3-5	-2	1	0	1	1	1.5000
3- Manyawu C/ 6- Banks T/ 14- Stirtz B/ 22- Mascari M/ 54- Abreu D/	2	18:33	2	15:33	03:00	10-7	3	0	1	1	1	1.7361
6- Banks T/ 14- Stirtz B/ 22- Mascari M/ 24- Ferguson N/ 54- Abreu D/	2	15:33	2	12:05	03:28	8-2	6	2	2	0	4	1.6000
3- Manyawu C/ 14- Stirtz B/ 22- Mascari M/ 24- Ferguson N/ 54- Abreu D/	2	12:05	2	10:38	01:27	0-5	-5	3	0	1	0	0.0000
3- Manyawu C/ 6- Banks T/ 14- Stirtz B/ 22- Mascari M/ 54- Abreu D/	2	10:38	2	07:31	03:07	3-2	1	4	0	2	1	0.6000
3- Manyawu C/ 4- Jackson I/ 14- Stirtz B/ 22- Mascari M/ 54- Abreu D/	2	07:31	2	00:00	07:31	23-18	5	9	4	5	2	1.3310



Drake at Vanderbilt

11/24/24 TD Arena, Charleston, SC

Shriners Children's Charleston Classic Championship

Game Time: 8:30 PM

Game Duration: 1:58

Attendance: 2,119

Officials: Kipp Kissinger, Jeff Anderson, Ron Groover

Vanderbilt

Lineup	Quarter On	Time On	Quarter Off	Time Off	Time on Court	Score	Score Diff	Reb	Stl	Tov	Ass	PPP
1- Edwards J/ 4- Huffman G/ 5- Nickel T/ 11- Hoggard A/ 99- McGlockton D/	1	20:00	1	15:46	04:14	6-8	-2	1	0	1	2	1.0204
1- Edwards J/ 2- Collins M/ 5- Nickel T/ 11- Hoggard A/ 22- Carey J/	1	15:46	1	14:50	00:56	2-0	2	0	1	0	0	2.0000
1- Edwards J/ 2- Collins M/ 3- Tanner T/ 22- Carey J/ 30- Manon C/	1	14:50	1	12:14	02:36	5-4	1	1	2	1	1	1.1261
2- Collins M/ 3- Tanner T/ 4- Huffman G/ 22- Carey J/ 30- Manon C/	1	12:14	1	11:11	01:03	2-0	2	1	0	0	0	1.3889
3- Tanner T/ 4- Huffman G/ 11- Hoggard A/ 22- Carey J/ 30- Manon C/	1	11:11	1	09:43	01:28	3-1	2	2	0	0	1	1.5000
3- Tanner T/ 4- Huffman G/ 5- Nickel T/ 11- Hoggard A/ 99- McGlockton D/	1	09:43	1	06:22	03:21	4-5	-1	2	3	2	1	0.5000
1- Edwards J/ 4- Huffman G/ 5- Nickel T/ 11- Hoggard A/ 99- McGlockton D/	1	06:22	1	04:20	02:02	2-4	-2	0	1	1	0	0.6667
1- Edwards J/ 2- Collins M/ 4- Huffman G/ 5- Nickel T/ 22- Carey J/	1	04:20	1	03:24	00:56	3-2	1	1	0	0	0	1.2931
1- Edwards J/ 2- Collins M/ 4- Huffman G/ 22- Carey J/ 99- McGlockton D/	1	03:24	1	03:14	00:10	0-0	0	0	0	0	0	0.0000
1- Edwards J/ 2- Collins M/ 4- Huffman G/ 30- Manon C/ 99- McGlockton D/	1	03:14	1	01:21	01:53	2-8	-6	1	0	2	0	0.6667
1- Edwards J/ 2- Collins M/ 3- Tanner T/ 30- Manon C/ 99- McGlockton D/	1	01:21	1	00:21	00:59	2-0	2	0	0	0	1	2.0000
2- Collins M/ 3- Tanner T/ 4- Huffman G/ 30- Manon C/ 99- McGlockton D/	1	00:21	1	00:02	00:18	0-1	-1	0	0	0	0	0.0000
1- Edwards J/ 3- Tanner T/ 4- Huffman G/ 11- Hoggard A/ 30- Manon C/	1	00:02	2	20:00	00:02	0-1	-1	0	0	0	0	0.0000
1- Edwards J/ 4- Huffman G/ 5- Nickel T/ 11- Hoggard A/ 99- McGlockton D/	2	20:00	2	17:11	02:49	6-8	-2	1	0	2	1	1.2605
1- Edwards J/ 3- Tanner T/ 11- Hoggard A/ 22- Carey J/ 99- McGlockton D/	2	17:11	2	15:33	01:38	6-5	1	2	0	0	0	2.0000
1- Edwards J/ 3- Tanner T/ 11- Hoggard A/ 22- Carey J/ 30- Manon C/	2	15:33	2	14:24	01:09	0-0	0	2	0	1	0	0.0000
2- Collins M/ 3- Tanner T/ 11- Hoggard A/ 22- Carey J/ 30- Manon C/	2	14:24	2	12:05	02:19	2-8	-6	0	0	1	0	0.5814
2- Collins M/ 3- Tanner T/ 4- Huffman G/ 5- Nickel T/ 22- Carey J/	2	12:05	2	07:31	04:34	7-3	4	2	2	0	1	1.1905
1- Edwards J/ 2- Collins M/ 3- Tanner T/ 11- Hoggard A/ 99- McGlockton D/	2	07:31	2	07:23	00:08	0-0	0	1	0	0	0	0.0000
1- Edwards J/ 2- Collins M/ 3- Tanner T/ 11- Hoggard A/ 22- Carey J/	2	07:23	2	05:43	01:40	0-2	-2	0	0	0	0	0.0000
1- Edwards J/ 2- Collins M/ 3- Tanner T/ 4- Huffman G/ 22- Carey J/	2	05:43	2	04:58	00:45	0-1	-1	1	0	0	0	0.0000
1- Edwards J/ 3- Tanner T/ 4- Huffman G/ 5- Nickel T/ 22- Carey J/	2	04:58	2	04:58	00:00	0-0	0	0	0	0	0	0.0000
1- Edwards J/ 2- Collins M/ 3- Tanner T/ 4- Huffman G/ 5- Nickel T/	2	04:58	2	03:13	01:45	3-6	-3	0	0	2	0	0.6148
2- Collins M/ 3- Tanner T/ 4- Huffman G/ 11- Hoggard A/ 30- Manon C/	2	03:13	2	02:50	00:23	2-2	0	1	1	0	0	2.2727
1- Edwards J/ 4- Huffman G/ 11- Hoggard A/ 22- Carey J/ 30- Manon C/	2	02:50	2	02:46	00:04	1-0	1	0	0	0	0	2.2727
1- Edwards J/ 2- Collins M/ 3- Tanner T/ 4- Huffman G/ 30- Manon C/	2	02:46	2	01:30	01:16	6-6	0	0	0	1	0	1.5957
1- Edwards J/ 2- Collins M/ 5- Nickel T/ 22- Carey J/ 30- Manon C/	2	01:30	2	01:10	00:20	2-0	2	1	0	0	0	2.0000
1- Edwards J/ 2- Collins M/ 3- Tanner T/ 4- Huffman G/ 30- Manon C/	2	01:10	2	01:05	00:05	0-0	0	0	0	0	0	0.0000
1- Edwards J/ 3- Tanner T/ 5- Nickel T/ 11- Hoggard A/ 22- Carey J/	2	01:05	2	00:00	01:05	4-6	-2	0	0	1	0	1.0000



Drake at Vanderbilt

11/24/24 TD Arena, Charleston, SC

Shriners Children's Charleston Classic Championship

Game Time: 8:30 PM

Game Duration: 1:58

Attendance: 2,119

Officials: Kipp Kissinger, Jeff Anderson, Ron Groover

Drake

Lineup	Time	Score	Score Diff	Pts/Min	Reb	Stl	Tov	Ass	PPP
3- Manyawu C/ 4- Jackson I/ 14- Stirtz B/ 22- Mascari M/ 54- Abreu D/	14:46	34-33	1	2.3025	15	4	10	5	1.1612
3- Manyawu C/ 6- Banks T/ 14- Stirtz B/ 22- Mascari M/ 54- Abreu D/	12:07	27-18	9	2.2256	7	3	5	7	1.3664
6- Banks T/ 14- Stirtz B/ 22- Mascari M/ 24- Ferguson N/ 54- Abreu D/	03:28	8-2	6	2.3077	2	2	0	4	1.6000
3- Manyawu C/ 4- Jackson I/ 6- Banks T/ 14- Stirtz B/ 22- Mascari M/	02:45	4-4	0	1.4545	5	1	3	1	0.6667
4- Jackson I/ 6- Banks T/ 14- Stirtz B/ 22- Mascari M/ 54- Abreu D/	02:04	2-3	-1	0.9677	2	0	0	0	0.6944
4- Jackson I/ 14- Stirtz B/ 22- Mascari M/ 24- Ferguson N/ 54- Abreu D/	01:58	4-3	1	2.0339	1	1	0	0	1.3333
3- Manyawu C/ 14- Stirtz B/ 22- Mascari M/ 24- Ferguson N/ 54- Abreu D/	01:27	0-5	-5	0.0000	3	0	1	0	0.0000
11- Combs K/ 14- Stirtz B/ 22- Mascari M/ 24- Ferguson N/ 54- Abreu D/	01:03	0-2	-2	0.0000	1	0	1	0	0.0000
3- Manyawu C/ 14- Stirtz B/ 21- Alia A/ 22- Mascari M/ 54- Abreu D/	00:18	1-0	1	3.2258	0	0	0	0	2.2727
3- Manyawu C/ 4- Jackson I/ 6- Banks T/ 21- Alia A/ 54- Abreu D/	00:02	0-0	0	0.0000	1	0	0	0	0.0000
3- Manyawu C/ 4- Jackson I/ 6- Banks T/ 22- Mascari M/ 54- Abreu D/	00:00	1-0	1	∞	0	0	0	0	2.2727



Officials: Kipp Kissinger, Jeff Anderson, Ron Groover

Vanderbilt

Lineup	Time	Score	Score Diff	Pts/Min	Reb	Stl	Tov	Ass	PPP
1- Edwards J/ 4- Huffman G/ 5- Nickel T/ 11- Hoggard A/ 99- McGlockton D/	09:05	14-20	-6	1.5413	2	1	4	3	1.0264
2- Collins M/ 3- Tanner T/ 4- Huffman G/ 5- Nickel T/ 22- Carey J/	04:34	7-3	4	1.5328	2	2	0	1	1.1905
3- Tanner T/ 4- Huffman G/ 5- Nickel T/ 11- Hoggard A/ 99- McGlockton D/	03:21	4-5	-1	1.1940	2	3	2	1	0.5000
1- Edwards J/ 2- Collins M/ 3- Tanner T/ 22- Carey J/ 30- Manon C/	02:36	5-4	1	1.9231	1	2	1	1	1.1261
2- Collins M/ 3- Tanner T/ 11- Hoggard A/ 22- Carey J/ 30- Manon C/	02:19	2-8	-6	0.8633	0	0	1	0	0.5814
1- Edwards J/ 2- Collins M/ 4- Huffman G/ 30- Manon C/ 99- McGlockton D/	01:53	2-8	-6	1.0619	1	0	2	0	0.6667
1- Edwards J/ 2- Collins M/ 3- Tanner T/ 4- Huffman G/ 5- Nickel T/	01:45	3-6	-3	1.7143	0	0	2	0	0.6148
1- Edwards J/ 2- Collins M/ 3- Tanner T/ 11- Hoggard A/ 22- Carey J/	01:40	0-2	-2	0.0000	0	0	0	0	0.0000
1- Edwards J/ 3- Tanner T/ 11- Hoggard A/ 22- Carey J/ 99- McGlockton D/	01:38	6-5	1	3.6735	2	0	0	0	2.0000
3- Tanner T/ 4- Huffman G/ 11- Hoggard A/ 22- Carey J/ 30- Manon C/	01:28	3-1	2	2.0455	2	0	0	1	1.5000
1- Edwards J/ 2- Collins M/ 3- Tanner T/ 4- Huffman G/ 30- Manon C/	01:21	6-6	0	4.4444	0	0	1	0	1.5957
1- Edwards J/ 3- Tanner T/ 11- Hoggard A/ 22- Carey J/ 30- Manon C/	01:09	0-0	0	0.0000	2	0	1	0	0.0000
1- Edwards J/ 3- Tanner T/ 5- Nickel T/ 11- Hoggard A/ 22- Carey J/	01:05	4-6	-2	3.6923	0	0	1	0	1.0000
2- Collins M/ 3- Tanner T/ 4- Huffman G/ 22- Carey J/ 30- Manon C/	01:03	2-0	2	1.9048	1	0	0	0	1.3889
1- Edwards J/ 2- Collins M/ 3- Tanner T/ 30- Manon C/ 99- McGlockton D/	00:59	2-0	2	2.0033	0	0	0	1	2.0000
1- Edwards J/ 2- Collins M/ 5- Nickel T/ 11- Hoggard A/ 22- Carey J/	00:56	2-0	2	2.1429	0	1	0	0	2.0000
1- Edwards J/ 2- Collins M/ 4- Huffman G/ 5- Nickel T/ 22- Carey J/	00:56	3-2	1	3.2143	1	0	0	0	1.2931
1- Edwards J/ 2- Collins M/ 3- Tanner T/ 4- Huffman G/ 22- Carey J/	00:45	0-1	-1	0.0000	1	0	0	0	0.0000
2- Collins M/ 3- Tanner T/ 4- Huffman G/ 11- Hoggard A/ 30- Manon C/	00:23	2-2	0	5.2174	1	1	0	0	2.2727
1- Edwards J/ 2- Collins M/ 5- Nickel T/ 22- Carey J/ 30- Manon C/	00:20	2-0	2	6.0000	1	0	0	0	2.0000
2- Collins M/ 3- Tanner T/ 4- Huffman G/ 30- Manon C/ 99- McGlockton D/	00:18	0-1	-1	0.0000	0	0	0	0	0.0000
1- Edwards J/ 2- Collins M/ 4- Huffman G/ 22- Carey J/ 99- McGlockton D/	00:10	0-0	0	0.0000	0	0	0	0	0.0000
1- Edwards J/ 2- Collins M/ 3- Tanner T/ 11- Hoggard A/ 99- McGlockton D/	00:08	0-0	0	0.0000	1	0	0	0	0.0000
1- Edwards J/ 4- Huffman G/ 11- Hoggard A/ 22- Carey J/ 30- Manon C/	00:04	1-0	1	15.0000	0	0	0	0	2.2727
1- Edwards J/ 3- Tanner T/ 4- Huffman G/ 11- Hoggard A/ 30- Manon C/	00:02	0-1	-1	0.0000	0	0	0	0	0.0000
1- Edwards J/ 3- Tanner T/ 4- Huffman G/ 5- Nickel T/ 22- Carey J/	00:00	0-0	0	NaN	0	0	0	0	0.0000