



Officials: KB Burdett Jr., Courtney Green, Tony Chiazza

California - 69

Record: 2-1

NO.	Name	F/C	Min	FG			3P			FT			Rebounds			Fouls		TP	AS	TO	ST	Blocks		+/-
				M-A	M-A	M-A	OR	DR	TOT	PF	FD	BS	BA											
1	Joshua Ola-Joseph	F	11:14	1-2	0-0	0-0	0	1	1	0	0	2	0	0	3	0	0	3	0	0	0	1	1	-18
12	Mady Sissoko	C	20:04	0-2	0-0	3-4	2	5	7	3	2	3	0	0	0	0	0	0	0	0	1	1	-18	
2	Andrej Stojakovic	G	24:31	5-12	2-6	5-5	0	6	6	0	4	17	0	4	0	1	0	4	0	1	0	-18		
3	DJ Campbell	G	25:06	4-8	1-2	3-4	0	1	1	0	4	12	0	2	0	0	0	2	0	0	0	0	-16	
10	Jovan Blacksher Jr.	G	30:28	4-8	1-2	2-3	0	2	2	2	2	11	4	5	0	0	1	5	0	0	1	-22		
20	BJ Omot		30:29	7-13	1-3	0-0	1	5	6	1	1	15	0	2	2	0	2	2	0	1	0	-3		
31	Rytis Petraitis		14:08	1-3	0-0	3-3	1	0	1	3	3	5	0	1	0	0	0	1	0	0	0	3		
34	Lee Dort		18:60	2-3	0-0	0-2	4	6	10	3	1	4	0	1	0	1	0	1	0	1	0	2		
22	Christian Tucker		12:18	0-2	0-1	0-0	0	0	0	0	0	0	1	1	1	0	0	0	0	0	0	2		
0	Jeremiah Wilkinson		09:54	0-2	0-0	0-0	0	0	0	0	0	0	1	1	1	1	0	0	0	0	0	8		
7	Spencer Mahoney		00:56	0-0	0-0	0-0	0	1	1	0	0	0	0	0	0	0	0	0	0	0	0	0		
13	Devin Curtis		00:56	0-0	0-0	0-0	0	0	0	0	0	0	0	0	0	0	0	0	0	0	0	0		
14	Jack McCloskey		00:56	0-0	0-0	0-0	0	0	0	0	0	0	0	0	0	0	0	0	0	0	0	0		
Team							0	3	3			0				0								
Totals				24-55	5-14	16-21	8	30	38	12	17	69	6	20	3	3	4	-16						

Shooting By Period			
1st	FG%	12-28	42.9%
	3PT%	2-7	28.6%
	FT%	5-7	71.4%
2nd	FG%	12-27	44.4%
	3PT%	3-7	42.9%
	FT%	11-14	78.6%
GM	FG%	24-55	43.6%
	3PT%	5-14	35.7%
	FT%	16-21	76.2%

Dead Ball Rebounds: 2, 0

Technical Fouls::NONE

Vanderbilt - 85

Record: 3-0

NO.	Name	F/C	Min	FG			3P			FT			Rebounds			Fouls		TP	AS	TO	ST	Blocks		+/-
				M-A	M-A	M-A	OR	DR	TOT	PF	FD	BS	BA											
5	Tyler Nickel	F	23:30	3-6	1-4	1-2	1	1	2	0	1	8	1	0	1	1	0	10						
99	Devin McGlockton	F	23:04	8-12	1-4	1-1	2	3	5	4	1	18	0	1	0	3	0	21						
1	Jason Edwards	G	18:57	7-13	2-4	0-0	0	1	1	3	0	16	1	2	1	0	2	1						
4	Grant Huffman	G	24:35	3-5	0-0	0-0	0	5	5	0	2	6	6	1	4	0	1	8						
11	A.J. Hoggard	G	25:03	4-9	1-3	0-0	0	5	5	4	1	9	5	0	4	0	0	21						
2	MJ Collins		16:07	2-4	0-1	3-3	1	1	2	2	1	7	1	2	2	0	0	2						
22	Jaylen Carey		18:50	0-6	0-3	3-6	0	4	4	3	3	3	1	2	1	0	0	3						
24	JaQualon "JQ" Roberts		04:47	1-1	0-0	0-0	0	2	2	0	0	2	0	0	0	0	0	-1						
3	Tyler Tanner		24:05	6-8	2-3	0-0	2	1	3	0	1	14	2	0	3	0	0	5						
30	Chris Manon		14:32	1-3	0-2	0-3	1	1	2	1	2	2	2	0	2	0	0	6						
10	Jordan Williams		02:46	0-0	0-0	0-0	0	0	0	0	0	0	0	0	0	0	0	4						
7	Graham Calton		00:56	0-1	0-1	0-0	0	0	0	0	0	0	0	0	0	0	0	0						
15	Coleson Messer		00:56	0-0	0-0	0-0	0	0	0	0	0	0	0	0	0	0	0	0						
21	Hollman Smith		00:56	0-0	0-0	0-0	0	0	0	0	0	0	0	0	0	0	0	0						
25	Miles Keeffe		00:56	0-0	0-0	0-0	0	0	0	0	0	0	0	0	0	0	0	0						
Team							1	2	3			0				0								
Totals				35-68	7-25	8-15	8	26	34	17	12	85	19	8	18	4	3	16						

Shooting By Period			
1st	FG%	21-34	61.8%
	3PT%	2-11	18.2%
	FT%	5-7	71.4%
2nd	FG%	14-34	41.2%
	3PT%	5-14	35.7%
	FT%	3-8	37.5%
GM	FG%	35-68	51.5%
	3PT%	7-25	28.0%
	FT%	8-15	53.3%

Dead Ball Rebounds: 2, 0

Technical Fouls::NONE

	Cal	Vandy
Biggest lead	0 (1st 20:00)	22 (2nd 4:56)
Best Scoring Run	6(2nd 17:23)	12(1st 7:45)
Lead Changes	0	
Times Tied	1	
Time with Lead	00:00	39:26

Points from	Cal	Vandy
Turnovers	7	32
Paint	38	50
Second Chance	10	5
Fast Breaks	10	30
Bench	24	28

	Period by Period Scoring		
	1st	2nd	TOT
Cal	31	38	69
Vandy	49	36	85



Officials: KB Burdett Jr., Courtney Green, Tony Chiazza

Period 1

Quarter Starters:

Vandy	1 Edwards J	4 Huffman G	5 Nickel T	11 Hoggard A	99 McGlockton D
Cal	1 Ola-Joseph J	2 Stojakovic A	3 Campbell D	10 Blacksher Jr. J	12 Sissoko M

Game Time	Vandy	Score	Diff	Cal
20:00	99 MCGLOCKTON D jumpball lost			12 SISSOKO M jumpball won
19:43				3 CAMPBELL D 2pt FG in the paint, driving layup missed
19:40	11 HOGGARD A defensive rebound (1)			
19:36	99 MCGLOCKTON D 2pt FG fast break in the paint, driving layup made (2)	2-0	2	
19:36	1 EDWARDS J assist (1)			
19:36	99 MCGLOCKTON D foul drawn (1)			12 SISSOKO M foul shooting (1 - 1)
19:36	99 MCGLOCKTON D free throw fast break 1 - 1 made (3)	3-0	3	
19:14				1 OLA-JOSEPH J 2pt FG in the paint, jump shot blocked
19:14	5 NICKEL T block (1)			
19:09	1 EDWARDS J defensive rebound (1)			
19:09	1 EDWARDS J turnover lost ball (1)			
19:03	11 HOGGARD A steal (1)			1 OLA-JOSEPH J turnover lost ball (1)
18:54	4 HUFFMAN G 2pt FG from turnover in the paint, pull up jump shot made (2)	5-0	5	
18:31		5-2	3	2 STOJAKOVIC A 2pt FG in the paint, layup made (2)
18:15	11 HOGGARD A 2pt FG in the paint, driving layup made (2)	7-2	5	
17:54		7-4	3	2 STOJAKOVIC A 2pt FG in the paint, turnaround jump shot made (4)
17:54	11 HOGGARD A foul shooting (1 - 1)			2 STOJAKOVIC A foul drawn (1)
17:54		7-5	2	2 STOJAKOVIC A free throw 1 - 1 made (5)
17:44	1 EDWARDS J turnover lost ball (2)			
17:32				2 STOJAKOVIC A 3pt FG from turnover, jump shot missed
17:30	defensive rebound (3)			
17:13	4 HUFFMAN G 2pt FG in the paint, pull up jump shot missed			
17:10				12 SISSOKO M defensive rebound (1)
17:01	4 HUFFMAN G steal (1)			2 STOJAKOVIC A turnover lost ball (1)
16:53				1 OLA-JOSEPH J substitution out
16:53				20 OMOT B substitution in
16:45	5 NICKEL T 3pt FG from turnover, jump shot missed			
16:43				3 CAMPBELL D defensive rebound (1)
16:37	1 EDWARDS J foul shooting (1 - 2)			3 CAMPBELL D foul drawn (1)
16:37		7-6	1	3 CAMPBELL D free throw fast break 1 - 2 made (1)
16:37	1 EDWARDS J substitution out			
16:37	5 NICKEL T substitution out			
16:37	2 COLLINS M substitution in			
16:37	22 CAREY J substitution in			
16:37		7-7	0	3 CAMPBELL D free throw fast break 2 - 2 made (2)
16:27	11 HOGGARD A 2pt FG in the paint, driving layup made (4)	9-7	2	
16:08				3 CAMPBELL D 2pt FG outside the paint, jump shot missed
16:06				12 SISSOKO M offensive rebound (2)
16:04				12 SISSOKO M 2pt FG second chance in the paint, turnaround jump shot missed
16:02	4 HUFFMAN G defensive rebound (1)			



California at Vanderbilt

11/13/24 Memorial Gymnasium, Nashville, Tenn.
Vanderbilt vs. California

Game Time: 7:00 PM
Game Duration: 1:51
Attendance: 5,945

Officials: KB Burdett Jr., Courtney Green, Tony Chiazza

Game Time	Vandy	Score	Diff	Cal
15:56	99 MCGLOCKTON D 2pt FG fast break in the paint, layup made (5)	11-7	4	
15:56	4 HUFFMAN G assist (1)			
15:32				10 BLACKSHER JR. J 2pt FG in the paint, driving layup blocked
15:32	99 MCGLOCKTON D block (1)			
15:29	11 HOGGARD A defensive rebound (2)			
15:21	22 CAREY J foul offensive (1 - 3)			3 CAMPBELL D foul drawn (2)
15:21	22 CAREY J turnover offensive (1)			
15:21	Timeout media			
15:21				2 STOJAKOVIC A substitution out
15:21				12 SISSOKO M substitution out
15:21				31 PETRAITIS R substitution in
15:21				34 DORT L substitution in
15:02	22 CAREY J foul shooting (2 - 4)			34 DORT L foul drawn (1)
15:02				34 DORT L free throw 1 - 2 missed
15:02				offensive dead ball rebound (1)
15:02	22 CAREY J substitution out			
15:02	24 ROBERTS J substitution in			
15:02				10 BLACKSHER JR. J substitution out
15:02				22 TUCKER C substitution in
15:02				34 DORT L free throw 2 - 2 missed
15:01	2 COLLINS M defensive rebound (1)			
14:50	11 HOGGARD A 2pt FG in the paint, pull up jump shot made (6)	13-7	6	
14:28				31 PETRAITIS R 2pt FG in the paint, pull up jump shot missed
14:24	24 ROBERTS J defensive rebound (1)			
14:15	11 HOGGARD A 3pt FG , jump shot missed			
14:12				20 OMOT B defensive rebound (1)
13:56				20 OMOT B 2pt FG in the paint, driving layup blocked
13:56	99 MCGLOCKTON D block (2)			
13:53	4 HUFFMAN G defensive rebound (2)			
13:50	24 ROBERTS J 2pt FG fast break in the paint, alleyoop made (2)	15-7	8	
13:50	4 HUFFMAN G assist (2)			
13:23				31 PETRAITIS R 2pt FG in the paint, jump shot missed
13:20				34 DORT L offensive rebound (1)
13:19	11 HOGGARD A steal (2)			34 DORT L turnover lost ball (1)
13:08	2 COLLINS M turnover lost ball (1)			
13:08	4 HUFFMAN G substitution out			
13:08	11 HOGGARD A substitution out			
13:08	99 MCGLOCKTON D substitution out			
13:08	1 EDWARDS J substitution in			
13:08	3 TANNER T substitution in			
13:08	5 NICKEL T substitution in			
13:08				3 CAMPBELL D substitution out
13:08				0 WILKINSON J substitution in
12:54		15-9	6	20 OMOT B 2pt FG from turnover in the paint, driving layup made (2)
12:46	1 EDWARDS J 2pt FG in the paint, driving layup blocked			
12:46				34 DORT L block (1)
12:42				20 OMOT B defensive rebound (2)
12:40				20 OMOT B 2pt FG in the paint, driving layup missed



California at Vanderbilt

11/13/24 Memorial Gymnasium, Nashville, Tenn.
Vanderbilt vs. California

Game Time: 7:00 PM
Game Duration: 1:51
Attendance: 5,945

Officials: KB Burdett Jr., Courtney Green, Tony Chiazza

Game Time	Vandy	Score	Diff	Cal
12:40				20 OMOT B offensive rebound (3)
12:33		15-11	4	20 OMOT B 2pt FG second chance in the paint, tip-in layup made (4)
12:19	1 EDWARDS J 2pt FG outside the paint, jump shot made (2)	17-11	6	
11:57		17-14	3	20 OMOT B 3pt FG , jump shot made (7)
11:44	2 COLLINS M turnover bad pass (2)			20 OMOT B steal (1)
11:37				0 WILKINSON J 2pt FG from turnover in the paint, jump shot missed
11:35	5 NICKEL T defensive rebound (1)			
11:31	2 COLLINS M 3pt FG , jump shot missed			
11:28				34 DORT L defensive rebound (2)
11:11	2 COLLINS M foul personal (1 - 5)			31 PETRAITIS R foul drawn (1)
11:11	Timeout media			
11:11	1 EDWARDS J substitution out			
11:11	24 ROBERTS J substitution out			
11:11	22 CAREY J substitution in			
11:11	30 MANON C substitution in			
11:11				0 WILKINSON J substitution out
11:11				22 TUCKER C substitution out
11:11				31 PETRAITIS R substitution out
11:11				1 OLA-JOSEPH J substitution in
11:11				2 STOJAKOVIC A substitution in
11:11				10 BLACKSHER JR. J substitution in
10:51		17-16	1	20 OMOT B 2pt FG in the paint, floating jump shot made (9)
10:20	2 COLLINS M foul drawn (1)			20 OMOT B foul shooting (1 - 2)
10:20	2 COLLINS M free throw 1 - 3 made (1)	18-16	2	
10:20	2 COLLINS M free throw 2 - 3 made (2)	19-16	3	
10:20	22 CAREY J substitution out			
10:20	99 MCGLOCKTON D substitution in			
10:20	2 COLLINS M free throw 3 - 3 made (3)	20-16	4	
09:50	2 COLLINS M foul shooting (2 - 6)			2 STOJAKOVIC A foul drawn (2)
09:50		20-17	3	2 STOJAKOVIC A free throw 1 - 2 made (6)
09:50	2 COLLINS M substitution out			
09:50	11 HOGGARD A substitution in			
09:50				34 DORT L substitution out
09:50				12 SISSOKO M substitution in
09:50		20-18	2	2 STOJAKOVIC A free throw 2 - 2 made (7)
09:40	99 MCGLOCKTON D 3pt FG , jump shot missed			
09:37				12 SISSOKO M defensive rebound (3)
09:30	11 HOGGARD A steal (3)			10 BLACKSHER JR. J turnover bad pass (1)
09:28	11 HOGGARD A foul drawn (1)			10 BLACKSHER JR. J foul personal (1 - 3)
09:16	5 NICKEL T 3pt FG from turnover, jump shot made (3)	23-18	5	
09:16	11 HOGGARD A assist (1)			
09:01	3 TANNER T steal (1)			2 STOJAKOVIC A turnover bad pass (2)
08:57	3 TANNER T 2pt FG fast break from turnover in the paint, dunk, made (2)	25-18	7	
08:57				Timeout 30 Sec
08:57				20 OMOT B substitution out
08:57				3 CAMPBELL D substitution in
08:41	30 MANON C steal (1)			3 CAMPBELL D turnover lost ball (1)



California at Vanderbilt

11/13/24 Memorial Gymnasium, Nashville, Tenn.
Vanderbilt vs. California

Game Time: 7:00 PM
Game Duration: 1:51
Attendance: 5,945

Officials: KB Burdett Jr., Courtney Green, Tony Chiazza

Game Time	Vandy	Score	Diff	Cal
08:36	11 HOGGARD A 2pt FG from turnover in the paint, driving layup missed			
08:35	3 TANNER T offensive rebound (1)			
08:34	3 TANNER T 2pt FG from turnover second chance in the paint, dunk, made (4)	27-18	9	
08:30				3 CAMPBELL D 3pt FG , jump shot missed
08:28	11 HOGGARD A defensive rebound (3)			
08:21	99 MCGLOCKTON D 2pt FG in the paint, layup made (7)	29-18	11	
08:21	30 MANON C assist (1)			
08:01	jump ball situation			
08:01	5 NICKEL T steal (1)			2 STOJAKOVIC A turnover lost ball (3)
08:00	Timeout media			
07:57				1 OLA-JOSEPH J substitution out
07:57				31 PETRAITIS R substitution in
07:47	30 MANON C 2pt FG from turnover in the paint, driving layup made (2)	31-18	13	
07:47	30 MANON C foul drawn (1)			12 SISSOKO M foul shooting (2 - 4)
07:47				12 SISSOKO M substitution out
07:47				34 DORT L substitution in
07:47	30 MANON C free throw 1 - 1 missed			
07:46	5 NICKEL T offensive rebound (2)			
07:45	5 NICKEL T foul drawn (1)			31 PETRAITIS R foul shooting (1 - 5)
07:45	5 NICKEL T free throw 1 - 2 made (4)	32-18	14	
07:45				31 PETRAITIS R substitution out
07:45				20 OMOT B substitution in
07:45	5 NICKEL T free throw 2 - 2 missed			
07:43				2 STOJAKOVIC A defensive rebound (1)
07:22		32-20	12	34 DORT L 2pt FG in the paint, turnaround jump shot made (2)
07:07	5 NICKEL T 2pt FG in the paint, driving layup made (6)	34-20	14	
06:49	3 TANNER T steal (2)			20 OMOT B turnover bad pass (1)
06:45	3 TANNER T 2pt FG fast break from turnover in the paint, driving layup made (6)	36-20	16	
06:29				10 BLACKSHER JR. J 3pt FG , jump shot missed
06:27	99 MCGLOCKTON D defensive rebound (1)			
06:20	5 NICKEL T 3pt FG , jump shot missed			
06:18				34 DORT L defensive rebound (3)
06:08		36-23	13	2 STOJAKOVIC A 3pt FG , jump shot made (10)
06:08				10 BLACKSHER JR. J assist (1)
05:54	99 MCGLOCKTON D 3pt FG , jump shot missed			
05:52				2 STOJAKOVIC A defensive rebound (2)
05:41				2 STOJAKOVIC A 2pt FG in the paint, driving layup missed
05:39	30 MANON C defensive rebound (1)			
05:34	3 TANNER T 3pt FG fast break, jump shot made (9)	39-23	16	
05:34	5 NICKEL T assist (1)			
05:10		39-25	14	20 OMOT B 2pt FG in the paint, driving layup made (11)
05:10				10 BLACKSHER JR. J assist (2)
04:52	99 MCGLOCKTON D 3pt FG , jump shot missed			
04:50				20 OMOT B defensive rebound (4)
04:43				20 OMOT B 3pt FG , jump shot missed
04:40	11 HOGGARD A defensive rebound (4)			



California at Vanderbilt

11/13/24 Memorial Gymnasium, Nashville, Tenn.
Vanderbilt vs. California

Game Time: 7:00 PM
Game Duration: 1:51
Attendance: 5,945

Officials: KB Burdett Jr., Courtney Green, Tony Chiazza

Game Time	Vandy	Score	Diff	Cal
04:33	30 MANON C 3pt FG , jump shot missed			
04:31				10 BLACKSHER JR. J defensive rebound (1)
04:12				2 STOJAKOVIC A 3pt FG , jump shot missed
04:10	11 HOGGARD A defensive rebound (5)			
03:57	99 MCGLOCKTON D 2pt FG in the paint, layup made (9)	41-25	16	
03:57	11 HOGGARD A assist (2)			
03:28		41-27	14	3 CAMPBELL D 2pt FG in the paint, driving layup made (4)
03:17	3 TANNER T 3pt FG , jump shot missed			
03:14				2 STOJAKOVIC A defensive rebound (3)
02:46	3 TANNER T steal (3)			10 BLACKSHER JR. J turnover bad pass (2)
02:46	Timeout media			
02:46	3 TANNER T substitution out			
02:46	5 NICKEL T substitution out			
02:46	11 HOGGARD A substitution out			
02:46	30 MANON C substitution out			
02:46	99 MCGLOCKTON D substitution out			
02:46	1 EDWARDS J substitution in			
02:46	2 COLLINS M substitution in			
02:46	4 HUFFMAN G substitution in			
02:46	10 WILLIAMS J substitution in			
02:46	22 CAREY J substitution in			
02:46				2 STOJAKOVIC A substitution out
02:46				3 CAMPBELL D substitution out
02:46				20 OMOT B substitution out
02:46				34 DORT L substitution out
02:46				1 OLA-JOSEPH J substitution in
02:46				12 SISSOKO M substitution in
02:46				22 TUCKER C substitution in
02:46				31 PETRAITIS R substitution in
02:33	4 HUFFMAN G 2pt FG from turnover in the paint, pull up jump shot made (4)	43-27	16	
02:03		43-29	14	10 BLACKSHER JR. J 2pt FG in the paint, pull up jump shot made (2)
01:50	1 EDWARDS J 2pt FG in the paint, pull up jump shot missed			
01:47				12 SISSOKO M defensive rebound (4)
01:42		43-31	12	1 OLA-JOSEPH J 2pt FG fast break in the paint, dunk, made (2)
01:42				10 BLACKSHER JR. J assist (3)
01:19	4 HUFFMAN G 2pt FG in the paint, pull up jump shot made (6)	45-31	14	
00:51	4 HUFFMAN G steal (2)			1 OLA-JOSEPH J turnover lost ball (2)
00:45	2 COLLINS M 2pt FG fast break from turnover in the paint, driving layup made (5)	47-31	16	
00:45	4 HUFFMAN G assist (3)			
00:27	1 EDWARDS J steal (1)			22 TUCKER C turnover lost ball (1)
00:21	1 EDWARDS J 2pt FG fast break from turnover in the paint, layup made (4)	49-31	18	
00:21	4 HUFFMAN G assist (4)			
00:01	4 HUFFMAN G steal (3)			10 BLACKSHER JR. J turnover lost ball (3)
END OF PERIOD				
Vandy 49-31 Cal				



Officials: KB Burdett Jr., Courtney Green, Tony Chiazza

California - 31

NO.	Name	Min	FG			Rebounds			Fouls		TP	AS	TO	ST	Blocks		+/-
			M-A	3P	FT	OR	DR	TOT	PF	FD					BS	BA	
1	Joshua Ola-Joseph	F 09:07	1-2	0-0	0-0	0	0	0	0	0	2	0	2	0	0	1	-14
12	Mady Sissoko	C 09:28	0-1	0-0	0-0	1	3	4	2	0	0	0	0	0	0	-18	
2	Andrej Stojakovic	G 13:04	3-6	1-3	3-3	0	3	3	0	2	10	0	3	0	0	-15	
3	DJ Campbell	G 13:03	1-4	0-1	2-2	0	1	1	0	2	4	0	1	0	0	-15	
10	Jovan Blacksher Jr.	G 16:09	1-3	0-1	0-0	0	1	1	1	0	2	3	3	0	0	-19	
20	BJ Omot	12:55	5-8	1-2	0-0	1	3	4	1	0	11	0	1	1	0	-5	
31	Rytis Petraitis	07:08	0-2	0-0	0-0	0	0	0	1	1	0	0	0	0	0	-6	
34	Lee Dort	10:32	1-1	0-0	0-2	1	2	3	0	1	2	0	1	0	1	0	
22	Christian Tucker	06:37	0-0	0-0	0-0	0	0	0	0	0	0	0	1	0	0	-3	
0	Jeremiah Wilkinson	01:57	0-1	0-0	0-0	0	0	0	0	0	0	0	0	0	0	5	
Team						0	0	0		0		0					
Totals			12-28	2-7	5-7	3	13	16	5	6	31	3	12	1	1	3	-18

Shooting By Period		
1st FG%	12-28	42.9%
3PT%	2-7	28.6%
FT%	5-7	71.4%
GM FG%	12-28	42.9%
3PT%	2-7	28.6%
FT%	5-7	71.4%

Dead Ball Rebounds: 1, 0

Technical Fouls::NONE

Vanderbilt - 49

NO.	Name	Min	FG			Rebounds			Fouls		TP	AS	TO	ST	Blocks		+/-
			M-A	3P	FT	OR	DR	TOT	PF	FD					BS	BA	
5	Tyler Nickel	F 13:45	2-4	1-3	1-2	1	1	2	0	1	6	1	0	1	1	0	7
99	Devin McGlockton	F 14:26	4-7	0-3	1-1	0	1	1	0	1	9	0	0	0	2	0	19
1	Jason Edwards	G 08:06	2-4	0-0	0-0	0	1	1	1	0	4	1	2	1	0	1	0
4	Grant Huffman	G 09:38	3-4	0-0	0-0	0	2	2	0	0	6	4	0	3	0	0	12
11	A.J. Hoggard	G 13:56	3-5	0-1	0-0	0	5	5	1	1	6	2	0	3	0	0	19
2	MJ Collins	09:33	1-2	0-1	3-3	0	1	1	2	1	5	0	2	0	0	0	6
22	Jaylen Carey	05:12	0-0	0-0	0-0	0	0	0	2	0	0	0	1	0	0	0	7
24	JaQualon "JQ" Roberts	03:51	1-1	0-0	0-0	0	1	1	0	0	2	0	0	0	0	0	-1
3	Tyler Tanner	10:22	4-5	1-2	0-0	1	0	1	0	0	9	0	0	3	0	0	6
30	Chris Manon	08:25	1-2	0-1	0-1	0	1	1	0	1	2	1	0	1	0	0	11
10	Jordan Williams	02:46	0-0	0-0	0-0	0	0	0	0	0	0	0	0	0	0	0	4
Team						0	1	1		0		0					
Totals			21-34	2-11	5-7	2	14	16	6	5	49	9	5	12	3	1	18

Shooting By Period		
1st FG%	21-34	61.8%
3PT%	2-11	18.2%
FT%	5-7	71.4%
GM FG%	21-34	61.8%
3PT%	2-11	18.2%
FT%	5-7	71.4%

Dead Ball Rebounds: 0, 0

Technical Fouls::NONE

	Cal	Vandy
Biggest lead	0 (1st 20:00)	18 (1st 0:21)
Best Scoring Run	5 (1st 16:37)	12 (1st 7:45)
Lead Changes	0	
Times Tied	1	
Time with Lead	00:00	19:26

Points from	Cal	Vandy
Turnovers	2	20
Paint	20	36
Second Chance	2	3
Fast Breaks	4	18
Bench	13	18

	Period by Period Scoring		
	1st	2nd	TOT
Cal	31	38	69
Vandy	49	36	85



California at Vanderbilt

11/13/24 Memorial Gymnasium, Nashville, Tenn.
Vanderbilt vs. California

Game Time: 7:00 PM
Game Duration: 1:51
Attendance: 5,945

Officials: KB Burdett Jr., Courtney Green, Tony Chiazza

Period 2

Quarter Starters:

Vandy	1 Edwards J	4 Huffman G	5 Nickel T	11 Hoggard A	99 McGlockton D
Cal	2 Stojakovic A	3 Campbell D	10 Blacksher Jr. J	12 Sissoko M	20 Omot B

Game Time	Vandy	Score	Diff	Cal
20:00	2 COLLINS M substitution out			
20:00	10 WILLIAMS J substitution out			
20:00	22 CAREY J substitution out			
20:00	5 NICKEL T substitution in			
20:00	11 HOGGARD A substitution in			
20:00	99 MCGLOCKTON D substitution in			
20:00				1 OLA-JOSEPH J substitution out
20:00				22 TUCKER C substitution out
20:00				31 PETRAITIS R substitution out
20:00				2 STOJAKOVIC A substitution in
20:00				3 CAMPBELL D substitution in
20:00				20 OMOT B substitution in
19:40	11 HOGGARD A steal (4)			3 CAMPBELL D turnover lost ball (2)
19:36	1 EDWARDS J 3pt FG fast break from turnover, jump shot made (7)	52-31	21	
19:36	11 HOGGARD A assist (3)			
19:11	1 EDWARDS J foul personal (2 - 1)			20 OMOT B foul drawn (1)
19:02		52-33	19	10 BLACKSHER JR. J 2pt FG in the paint, turnaround jump shot made (4)
18:30	11 HOGGARD A 2pt FG outside the paint, pull up jump shot missed			
18:27				2 STOJAKOVIC A defensive rebound (4)
18:20				12 SISSOKO M 2pt FG in the paint, layup blocked
18:20	99 MCGLOCKTON D block (3)			
18:16	99 MCGLOCKTON D defensive rebound (2)			
18:12	5 NICKEL T 3pt FG , jump shot missed			
18:09				20 OMOT B defensive rebound (5)
18:00				20 OMOT B 2pt FG in the paint, driving layup missed
17:58				12 SISSOKO M offensive rebound (5)
17:58	99 MCGLOCKTON D foul shooting (1 - 2)			12 SISSOKO M foul drawn (1)
17:58				12 SISSOKO M free throw 1 - 2 missed
17:58				offensive dead ball rebound (2)
17:58		52-34	18	12 SISSOKO M free throw 2 - 2 made (1)
17:47	4 HUFFMAN G 2pt FG in the paint, jump shot blocked			
17:47				2 STOJAKOVIC A block (1)
17:44	99 MCGLOCKTON D offensive rebound (3)			
17:41	1 EDWARDS J 3pt FG second chance, jump shot missed			
17:38				defensive rebound (20)
17:38	5 NICKEL T substitution out			
17:38	30 MANON C substitution in			
17:23		52-37	15	10 BLACKSHER JR. J 3pt FG , jump shot made (7)
17:04	99 MCGLOCKTON D 2pt FG outside the paint, jump shot made (11)	54-37	17	
17:04	30 MANON C assist (2)			



California at Vanderbilt

11/13/24 Memorial Gymnasium, Nashville, Tenn.
Vanderbilt vs. California

Game Time: 7:00 PM
Game Duration: 1:51
Attendance: 5,945

Officials: KB Burdett Jr., Courtney Green, Tony Chiazza

Game Time	Vandy	Score	Diff	Cal
16:50	99 MCGLOCKTON D foul shooting (2 - 3)			10 BLACKSHER JR. J foul drawn (1)
16:50		54-38	16	10 BLACKSHER JR. J free throw 1 - 2 made (8)
16:50	99 MCGLOCKTON D substitution out			
16:50	22 CAREY J substitution in			
16:50				10 BLACKSHER JR. J free throw 2 - 2 missed
16:49	22 CAREY J defensive rebound (1)			
16:39	1 EDWARDS J 2pt FG in the paint, driving layup blocked			
16:39				12 SISSOKO M block (1)
16:36				2 STOJAKOVIC A defensive rebound (5)
16:34		54-40	14	2 STOJAKOVIC A 2pt FG fast break in the paint, driving layup made (12)
16:15	11 HOGGARD A 2pt FG in the paint, jump shot missed			
16:13				12 SISSOKO M defensive rebound (6)
16:10	11 HOGGARD A foul shooting (2 - 4)			2 STOJAKOVIC A foul drawn (3)
16:10		54-41	13	2 STOJAKOVIC A free throw 1 - 2 made (13)
16:10		54-42	12	2 STOJAKOVIC A free throw 2 - 2 made (14)
16:10				12 SISSOKO M substitution out
16:10				34 DORT L substitution in
15:53	11 HOGGARD A 3pt FG , jump shot made (9)	57-42	15	
15:53	4 HUFFMAN G assist (5)			
15:36		57-44	13	3 CAMPBELL D 2pt FG in the paint, driving layup made (6)
15:25	1 EDWARDS J 2pt FG in the paint, driving layup made (9)	59-44	15	
15:24	Timeout media			
15:24	11 HOGGARD A substitution out			
15:24	3 TANNER T substitution in			
15:24				3 CAMPBELL D substitution out
15:24				0 WILKINSON J substitution in
15:07		59-47	12	2 STOJAKOVIC A 3pt FG , jump shot made (17)
15:07				0 WILKINSON J assist (1)
14:54	22 CAREY J foul drawn (1)			34 DORT L foul shooting (1 - 1)
14:54	22 CAREY J free throw 1 - 2 made (1)	60-47	13	
14:54	22 CAREY J free throw 2 - 2 made (2)	61-47	14	
14:34	4 HUFFMAN G foul drawn (1)			10 BLACKSHER JR. J foul offensive (2 - 2)
14:34				10 BLACKSHER JR. J turnover offensive (4)
14:34				2 STOJAKOVIC A substitution out
14:34				31 PETRAITIS R substitution in
14:24	22 CAREY J 3pt FG from turnover, jump shot missed			
14:21				34 DORT L defensive rebound (4)
14:09				10 BLACKSHER JR. J 2pt FG outside the paint, pull up jump shot missed
14:06	4 HUFFMAN G defensive rebound (3)			
14:00	4 HUFFMAN G foul drawn (2)			34 DORT L foul personal (2 - 3)
14:00				10 BLACKSHER JR. J substitution out
14:00				22 TUCKER C substitution in
13:50	22 CAREY J 2pt FG in the paint, layup missed			
13:47	30 MANON C offensive rebound (2)			
13:42	22 CAREY J foul drawn (2)			31 PETRAITIS R foul shooting (2 - 4)
13:42	22 CAREY J free throw 1 - 2 missed			
13:42	offensive dead ball rebound (1)			
13:42	22 CAREY J free throw 2 - 2 missed			



California at Vanderbilt

11/13/24 Memorial Gymnasium, Nashville, Tenn.
Vanderbilt vs. California

Game Time: 7:00 PM
Game Duration: 1:51
Attendance: 5,945

Officials: KB Burdett Jr., Courtney Green, Tony Chiazza

Game Time	Vandy	Score	Diff	Cal
13:41				34 DORT L defensive rebound (5)
13:40	1 EDWARDS J substitution out			
13:40	2 COLLINS M substitution in			
13:26				20 OMOT B 3pt FG , jump shot missed
13:24				31 PETRAITIS R offensive rebound (1)
13:23		61-49	12	31 PETRAITIS R 2pt FG second chance in the paint, layup made (2)
13:23	30 MANON C foul shooting (1 - 5)			31 PETRAITIS R foul drawn (2)
13:23	4 HUFFMAN G substitution out			
13:23	11 HOGGARD A substitution in			
13:23		61-50	11	31 PETRAITIS R free throw 1 - 1 made (3)
12:58	30 MANON C 3pt FG , jump shot missed			
12:55				20 OMOT B defensive rebound (6)
12:39		61-52	9	20 OMOT B 2pt FG in the paint, step back jump shot made (13)
12:17	30 MANON C foul drawn (2)			34 DORT L foul shooting (3 - 5)
12:17	30 MANON C free throw 1 - 2 missed			
12:17	offensive dead ball rebound (2)			
12:17				31 PETRAITIS R substitution out
12:17				1 OLA-JOSEPH J substitution in
12:17	30 MANON C free throw 2 - 2 missed			
12:16				34 DORT L defensive rebound (6)
11:58	30 MANON C steal (2)			1 OLA-JOSEPH J turnover lost ball (3)
11:54	2 COLLINS M 2pt FG fast break from turnover in the paint, layup made (7)	63-52	11	
11:54	3 TANNER T assist (1)			
11:37	2 COLLINS M steal (1)			20 OMOT B turnover lost ball (2)
11:32	3 TANNER T 2pt FG fast break from turnover in the paint, driving layup made (11)	65-52	13	
11:32	11 HOGGARD A assist (4)			
11:31				Timeout 30 Sec
11:31	Timeout media			
11:31	30 MANON C substitution out			
11:31	99 MCGLOCKTON D substitution in			
11:31				0 WILKINSON J substitution out
11:31				20 OMOT B substitution out
11:31				34 DORT L substitution out
11:31				2 STOJAKOVIC A substitution in
11:31				3 CAMPBELL D substitution in
11:31				12 SISSOKO M substitution in
11:16	11 HOGGARD A foul personal (3 - 6)			2 STOJAKOVIC A foul drawn (4)
11:16	Timeout media			
11:16				22 TUCKER C substitution out
11:16				10 BLACKSHER JR. J substitution in
11:12				2 STOJAKOVIC A 3pt FG , jump shot missed
11:10	99 MCGLOCKTON D defensive rebound (4)			
10:54	22 CAREY J 3pt FG , jump shot missed			
10:50				2 STOJAKOVIC A defensive rebound (6)
10:46				2 STOJAKOVIC A 2pt FG in the paint, driving layup missed
10:44	3 TANNER T defensive rebound (2)			
10:38	2 COLLINS M 2pt FG in the paint, jump shot missed			



California at Vanderbilt

11/13/24 Memorial Gymnasium, Nashville, Tenn.
Vanderbilt vs. California

Game Time: 7:00 PM
Game Duration: 1:51
Attendance: 5,945

Officials: KB Burdett Jr., Courtney Green, Tony Chiazza

Game Time	Vandy	Score	Diff	Cal
10:33				1 OLA-JOSEPH J defensive rebound (1)
10:25	2 COLLINS M steal (2)			2 STOJAKOVIC A turnover bad pass (4)
10:12	11 HOGGARD A 3pt FG from turnover, pull up jump shot missed			
10:10	offensive rebound (24)			
10:10				1 OLA-JOSEPH J substitution out
10:10				2 STOJAKOVIC A substitution out
10:10				20 OMOT B substitution in
10:10				31 PETRAITIS R substitution in
10:02	22 CAREY J 2pt FG from turnover second chance in the paint, turnaround jump shot missed			
09:57				defensive rebound (30)
09:42				3 CAMPBELL D 2pt FG in the paint, driving layup missed
09:39	22 CAREY J defensive rebound (2)			
09:34	3 TANNER T 3pt FG fast break, jump shot made (14)	68-52	16	
09:34	2 COLLINS M assist (1)			
09:16		68-54	14	10 BLACKSHER JR. J 2pt FG in the paint, driving layup made (10)
09:16	22 CAREY J foul shooting (3 - 7)			10 BLACKSHER JR. J foul drawn (2)
09:16	2 COLLINS M substitution out			
09:16	4 HUFFMAN G substitution in			
09:16				12 SISSOKO M substitution out
09:16				34 DORT L substitution in
09:16		68-55	13	10 BLACKSHER JR. J free throw 1 - 1 made (11)
09:06	99 MCGLOCKTON D foul offensive (3 - 8)			3 CAMPBELL D foul drawn (3)
09:06	99 MCGLOCKTON D turnover offensive (1)			
08:56		68-58	10	3 CAMPBELL D 3pt FG from turnover, jump shot made (9)
08:56				10 BLACKSHER JR. J assist (4)
08:36	99 MCGLOCKTON D 3pt FG , jump shot made (14)	71-58	13	
08:36	22 CAREY J assist (1)			
08:19	3 TANNER T foul drawn (1)			31 PETRAITIS R foul offensive (3 - 6)
08:19				31 PETRAITIS R turnover offensive (1)
08:19	22 CAREY J substitution out			
08:19	5 NICKEL T substitution in			
08:06	99 MCGLOCKTON D 2pt FG from turnover in the paint, jump shot made (16)	73-58	15	
08:06	11 HOGGARD A assist (5)			
07:47				10 BLACKSHER JR. J 2pt FG outside the paint, step back jump shot missed
07:44				34 DORT L offensive rebound (7)
07:37	11 HOGGARD A foul shooting (4 - 9)			31 PETRAITIS R foul drawn (3)
07:37	Timeout media			
07:37	11 HOGGARD A substitution out			
07:37	1 EDWARDS J substitution in			
07:37				34 DORT L substitution out
07:37				12 SISSOKO M substitution in
07:37		73-59	14	31 PETRAITIS R free throw 1 - 2 made (4)
07:37		73-60	13	31 PETRAITIS R free throw 2 - 2 made (5)
07:37				31 PETRAITIS R substitution out
07:37				2 STOJAKOVIC A substitution in
07:22	5 NICKEL T 2pt FG in the paint, driving layup made (8)	75-60	15	



California at Vanderbilt

11/13/24 Memorial Gymnasium, Nashville, Tenn.
Vanderbilt vs. California

Game Time: 7:00 PM
Game Duration: 1:51
Attendance: 5,945

Officials: KB Burdett Jr., Courtney Green, Tony Chiazza

Game Time	Vandy	Score	Diff	Cal
06:58	1 EDWARDS J foul shooting (3 - 10)			3 CAMPBELL D foul drawn (4)
06:58		75-61	14	3 CAMPBELL D free throw 1 - 2 made (10)
06:58				3 CAMPBELL D free throw 2 - 2 missed
06:57	4 HUFFMAN G defensive rebound (4)			
06:35	99 MCGLOCKTON D 2pt FG outside the paint, hook shot missed			
06:31	3 TANNER T offensive rebound (3)			
06:25	1 EDWARDS J 2pt FG second chance in the paint, driving layup missed			
06:25	99 MCGLOCKTON D offensive rebound (5)			
06:25	99 MCGLOCKTON D 2pt FG second chance in the paint, tip-in layup made (18)	77-61	16	
06:25				3 CAMPBELL D substitution out
06:25				0 WILKINSON J substitution in
06:15	4 HUFFMAN G steal (4)			0 WILKINSON J turnover bad pass (1)
06:11	1 EDWARDS J 2pt FG fast break from turnover in the paint, driving layup made (11)	79-61	18	
06:11	4 HUFFMAN G assist (6)			
06:03	99 MCGLOCKTON D foul personal (4 - 11)			12 SISSOKO M foul drawn (2)
06:03		79-62	17	12 SISSOKO M free throw fast break 1 - 2 made (2)
06:03	3 TANNER T substitution out			
06:03	99 MCGLOCKTON D substitution out			
06:03	11 HOGGARD A substitution in			
06:03	22 CAREY J substitution in			
06:03		79-63	16	12 SISSOKO M free throw fast break 2 - 2 made (3)
05:42	1 EDWARDS J 2pt FG outside the paint, step back jump shot made (13)	81-63	18	
05:31	22 CAREY J steal (1)			10 BLACKSHER JR. J turnover lost ball (5)
05:18	22 CAREY J foul drawn (3)			12 SISSOKO M foul shooting (3 - 7)
05:18	22 CAREY J free throw 1 - 2 made (3)	82-63	19	
05:18	11 HOGGARD A substitution out			
05:18	3 TANNER T substitution in			
05:18				0 WILKINSON J substitution out
05:18				3 CAMPBELL D substitution in
05:18	22 CAREY J free throw 2 - 2 missed			
05:18				10 BLACKSHER JR. J defensive rebound (2)
05:11				2 STOJAKOVIC A 3pt FG , jump shot missed
05:09	4 HUFFMAN G defensive rebound (5)			
04:56	1 EDWARDS J 3pt FG , jump shot made (16)	85-63	22	
04:56	3 TANNER T assist (2)			
04:28				20 OMOT B 2pt FG in the paint, jump shot missed
04:25	22 CAREY J defensive rebound (3)			
04:03	3 TANNER T 2pt FG outside the paint, pull up jump shot missed			
03:59				12 SISSOKO M defensive rebound (7)
03:51		85-65	20	3 CAMPBELL D 2pt FG in the paint, pull up jump shot made (12)
03:48				Timeout 30 Sec
03:48				Timeout media
03:25	1 EDWARDS J 3pt FG , jump shot missed			
03:24				defensive rebound (34)
03:06	1 EDWARDS J substitution out			



California at Vanderbilt

11/13/24 Memorial Gymnasium, Nashville, Tenn.
Vanderbilt vs. California

Game Time: 7:00 PM
Game Duration: 1:51
Attendance: 5,945

Officials: KB Burdett Jr., Courtney Green, Tony Chiazza

Game Time	Vandy	Score	Diff	Cal
03:06	2 COLLINS M substitution in			
03:06				12 SISSOKO M substitution out
03:06				20 OMOT B substitution out
03:06				31 PETRAITIS R substitution in
03:06				34 DORT L substitution in
03:00				2 STOJAKOVIC A 2pt FG in the paint, turnaround jump shot missed
02:57	defensive rebound (31)			
02:57				2 STOJAKOVIC A substitution out
02:57				3 CAMPBELL D substitution out
02:57				10 BLACKSHER JR. J substitution out
02:57				0 WILKINSON J substitution in
02:57				20 OMOT B substitution in
02:57				22 TUCKER C substitution in
02:35	4 HUFFMAN G turnover bad pass (1)			0 WILKINSON J steal (1)
02:28				22 TUCKER C 3pt FG from turnover, jump shot missed
02:25				34 DORT L offensive rebound (8)
02:19				34 DORT L 2pt FG from turnover second chance in the paint, layup missed
02:17	22 CAREY J defensive rebound (4)			
02:01	22 CAREY J 2pt FG in the paint, layup missed			
01:59				34 DORT L defensive rebound (9)
01:52				0 WILKINSON J 2pt FG in the paint, layup missed
01:49				34 DORT L offensive rebound (10)
01:49		85-67	18	34 DORT L 2pt FG second chance in the paint, tip-in layup made (4)
01:22	22 CAREY J 3pt FG , jump shot missed			
01:19	2 COLLINS M offensive rebound (2)			
01:02	22 CAREY J turnover lost ball (2)			20 OMOT B steal (2)
00:56		85-69	16	20 OMOT B 2pt FG fast break from turnover in the paint, alleyoop made (15)
00:56				22 TUCKER C assist (1)
00:56				Timeout 30 Sec
00:56	2 COLLINS M substitution out			
00:56	3 TANNER T substitution out			
00:56	4 HUFFMAN G substitution out			
00:56	5 NICKEL T substitution out			
00:56	22 CAREY J substitution out			
00:56	7 CALTON G substitution in			
00:56	15 MESSER C substitution in			
00:56	21 SMITH H substitution in			
00:56	24 ROBERTS J substitution in			
00:56	25 KEEFFE M substitution in			
00:56				20 OMOT B substitution out
00:56				31 PETRAITIS R substitution out
00:56				34 DORT L substitution out
00:56				7 MAHONEY S substitution in
00:56				13 CURTIS D substitution in
00:56				14 MCCLOSKEY J substitution in
00:41	7 CALTON G 3pt FG , jump shot missed			



Official Basketball Play by Play - Second Half

California at Vanderbilt

11/13/24 Memorial Gymnasium, Nashville, Tenn.
Vanderbilt vs. California

Game Time: 7:00 PM

Game Duration: 1:51

Attendance: 5,945

Officials: KB Burdett Jr., Courtney Green, Tony Chiazza

Game Time	Vandy	Score	Diff	Cal
00:39				7 MAHONEY S defensive rebound (1)
00:26				22 TUCKER C 2pt FG in the paint, driving layup missed
00:22	24 ROBERTS J defensive rebound (2)			
END OF GAME				
Vandy 85-69 Cal				



California at Vanderbilt

11/13/24 Memorial Gymnasium, Nashville, Tenn.
Vanderbilt vs. California

Game Time: 7:00 PM
Game Duration: 1:51
Attendance: 5,945

Officials: KB Burdett Jr., Courtney Green, Tony Chiazza

California - 38

NO.	Name	Min	FG			Rebounds			Fouls		TP	AS	TO	ST	Blocks		+/-
			M-A	M-A	M-A	OR	DR	TOT	PF	FD					BS	BA	
1	Joshua Ola-Joseph	F 02:07	0-0	0-0	0-0	0	1	1	0	0	0	0	1	0	0	0	-4
12	Mady Sissoko	C 10:36	0-1	0-0	3-4	1	2	3	1	2	3	0	0	0	1	1	0
2	Andrej Stojakovic	G 11:27	2-6	1-3	2-2	0	3	3	0	2	7	0	1	0	1	0	-3
3	DJ Campbell	G 12:03	3-4	1-1	1-2	0	0	0	0	2	8	0	1	0	0	0	-1
10	Jovan Blacksher Jr.	G 14:19	3-5	1-1	2-3	0	1	1	1	2	9	1	2	0	0	0	-3
20	BJ Omot	17:34	2-5	0-1	0-0	0	2	2	0	1	4	0	1	1	0	0	2
34	Lee Dort	08:28	1-2	0-0	0-0	3	4	7	3	0	2	0	0	0	0	0	2
0	Jeremiah Wilkinson	07:57	0-1	0-0	0-0	0	0	0	0	0	0	1	1	1	0	0	3
31	Rytis Petraitis	06:60	1-1	0-0	3-3	1	0	1	2	2	5	0	1	0	0	0	9
22	Christian Tucker	05:41	0-2	0-1	0-0	0	0	0	0	0	0	1	0	0	0	0	5
7	Spencer Mahoney	00:56	0-0	0-0	0-0	0	1	1	0	0	0	0	0	0	0	0	0
13	Devin Curtis	00:56	0-0	0-0	0-0	0	0	0	0	0	0	0	0	0	0	0	0
14	Jack McCloskey	00:56	0-0	0-0	0-0	0	0	0	0	0	0	0	0	0	0	0	0
Team						0	3	3			0		0				
Totals			12-27	3-7	11-14	5	17	22	7	11	38	3	8	2	2	1	2

Shooting By Period		
2nd FG%	12-27	44.4%
3PT%	3-7	42.9%
FT%	11-14	78.6%
GM FG%	12-27	44.4%
3PT%	3-7	42.9%
FT%	11-14	78.6%

Dead Ball Rebounds: 1, 0

Technical Fouls::NONE

Vanderbilt - 36

NO.	Name	Min	FG			Rebounds			Fouls		TP	AS	TO	ST	Blocks		+/-
			M-A	M-A	M-A	OR	DR	TOT	PF	FD					BS	BA	
5	Tyler Nickel	F 09:45	1-2	0-1	0-0	0	0	0	0	0	2	0	0	0	0	0	3
99	Devin McGlockton	F 08:38	4-5	1-1	0-0	2	2	4	4	0	9	0	1	0	1	0	2
1	Jason Edwards	G 10:51	5-9	2-4	0-0	0	0	0	2	0	12	0	0	0	0	1	1
4	Grant Huffman	G 14:57	0-1	0-0	0-0	0	3	3	0	2	0	2	1	1	0	1	-4
11	A.J. Hoggard	G 11:07	1-4	1-2	0-0	0	0	0	3	0	3	3	0	1	0	0	2
10	Jordan Williams	00:00	0-0	0-0	0-0	0	0	0	0	0	0	0	0	0	0	0	0
30	Chris Manon	06:07	0-1	0-1	0-2	1	0	1	1	1	0	1	0	1	0	0	-5
22	Jaylen Carey	13:38	0-6	0-3	3-6	0	4	4	1	3	3	1	1	1	0	0	-4
3	Tyler Tanner	13:43	2-3	1-1	0-0	1	1	2	0	1	5	2	0	0	0	0	-1
2	MJ Collins	06:34	1-2	0-0	0-0	1	0	1	0	0	2	1	0	2	0	0	-4
7	Graham Calton	00:56	0-1	0-1	0-0	0	0	0	0	0	0	0	0	0	0	0	0
15	Coleson Messer	00:56	0-0	0-0	0-0	0	0	0	0	0	0	0	0	0	0	0	0
21	Hollman Smith	00:56	0-0	0-0	0-0	0	0	0	0	0	0	0	0	0	0	0	0
24	JaQualon "JQ" Roberts	00:56	0-0	0-0	0-0	0	1	1	0	0	0	0	0	0	0	0	0
25	Miles Keeffe	00:56	0-0	0-0	0-0	0	0	0	0	0	0	0	0	0	0	0	0
Team						1	1	2			0		0				
Totals			14-34	5-14	3-8	6	12	18	11	7	36	10	3	6	1	2	-2

Shooting By Period		
2nd FG%	14-34	41.2%
3PT%	5-14	35.7%
FT%	3-8	37.5%
GM FG%	14-34	41.2%
3PT%	5-14	35.7%
FT%	3-8	37.5%

Dead Ball Rebounds: 2, 0

Technical Fouls::NONE

	Cal	Vandy
Biggest lead	0 (1st 20:00)	22 (2nd 4:56)
Best Scoring Run	6(2nd 17:23)	7(2nd 9:34)
Lead Changes	0	
Times Tied	0	
Time with Lead	00:00	19:36

Points from	Cal	Vandy
Turnovers	5	12
Paint	18	14
Second Chance	8	2
Fast Breaks	6	12
Bench	11	10

	Period by Period Scoring		
	1st	2nd	TOT
Cal	31	38	69
Vandy	49	36	85



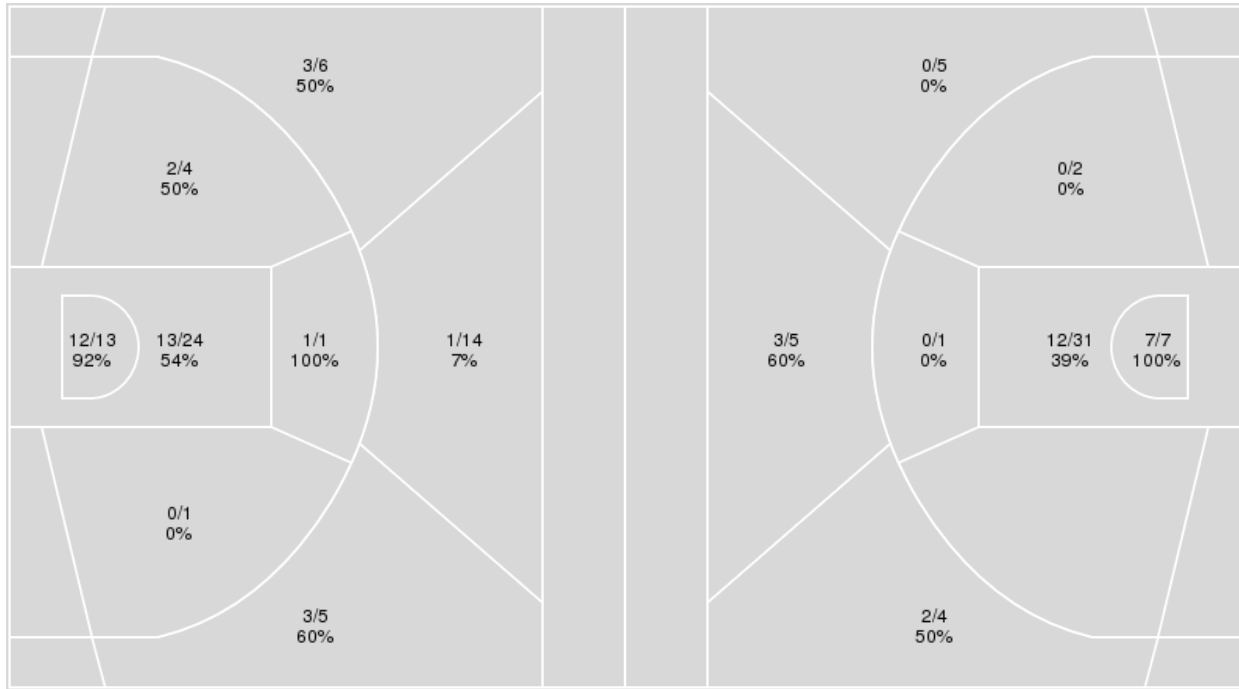
Officials: KB Burdett Jr., Courtney Green, Tony Chiazza

{ Players => 0, 1, 2, 3, 4, 5, 7, 10, 11, 12, 15, 21, 22, 24, 25, 30, 33, 99;
 } FG Types => All; Results => All;

{ Players => 0, 1, 2, 3, 7, 9, 10, 12, 13, 14, 15, 17, 20, 22, 23, 25, 30,
 31, 32, 33, 34, 55; } FG Types => All; Results => All;

Vanderbilt

California



Vanderbilt	M/A	%
Field Goals	35/68	51
2 Points	28/43	65
3 Points	7/25	28
Free Throws	8/15	53

California	M/A	%
Field Goals	24/55	44
2 Points	19/41	46
3 Points	5/14	36
Free Throws	16/21	76



California at Vanderbilt

11/13/24 Memorial Gymnasium, Nashville, Tenn.
Vanderbilt vs. California

Game Time: 7:00 PM
Game Duration: 1:51
Attendance: 5,945

Officials: KB Burdett Jr., Courtney Green, Tony Chiazza

California

No	Name	Mins		Score		Points Diff		Points per Min		Assists		Rebounds		Steals		Turnovers	
		On	Off	On	Off	On	Off	On	Off	On	Off	On	Off	On	Off	On	Off
0	Jeremiah Wilkinson	09:54	30:06	21 - 13	48 - 72	8	-24	2.12	1.59	2	4	12	26	3	0	5	15
1	Joshua Ola-Joseph	11:14	28:46	13 - 31	56 - 54	-18	2	1.16	1.95	1	5	6	32	0	3	12	8
2	Andrej Stojakovic	24:31	15:29	41 - 59	28 - 26	-18	2	1.67	1.81	3	3	21	17	0	3	13	7
3	DJ Campbell	25:06	14:54	40 - 56	29 - 29	-16	0	1.59	1.95	3	3	24	14	0	3	10	10
7	Spencer Mahoney	00:56	39:04	0 - 0	69 - 85	0	-16	0.00	1.77	0	6	1	37	0	3	0	20
10	Jovan Blacksher Jr.	30:28	09:32	53 - 75	16 - 10	-22	6	1.74	1.68	5	1	25	13	0	3	17	3
12	Mady Sissoko	20:04	19:56	32 - 50	37 - 35	-18	2	1.59	1.86	1	5	17	21	0	3	13	7
13	Devin Curtis	00:56	39:04	0 - 0	69 - 85	0	-16	0.00	1.77	0	6	1	37	0	3	0	20
14	Jack McCloskey	00:56	39:04	0 - 0	69 - 85	0	-16	0.00	1.77	0	6	1	37	0	3	0	20
20	BJ Omot	30:29	09:31	60 - 63	9 - 22	-3	-13	1.97	0.95	5	1	33	5	3	0	12	8
22	Christian Tucker	12:18	27:42	20 - 18	49 - 67	2	-18	1.63	1.77	2	4	14	24	3	0	6	14
31	Rytis Petraitis	14:08	25:52	28 - 25	41 - 60	3	-19	1.98	1.58	3	3	15	23	3	0	5	15
34	Lee Dort	18:60	21:00	37 - 35	32 - 50	2	-18	1.95	1.52	5	1	20	18	3	0	7	13

Vanderbilt

No	Name	Mins		Score		Points Diff		Points per Min		Assists		Rebounds		Steals		Turnovers	
		On	Off	On	Off	On	Off	On	Off	On	Off	On	Off	On	Off	On	Off
1	Jason Edwards	18:57	21:03	41 - 40	44 - 29	1	15	2.16	2.09	8	11	14	20	8	10	3	5
2	MJ Collins	16:07	23:53	28 - 26	57 - 43	2	14	1.74	2.39	7	12	13	21	7	11	5	3
3	Tyler Tanner	24:05	15:55	49 - 44	36 - 25	5	11	2.04	2.26	11	8	22	12	10	8	4	4
4	Grant Huffman	24:35	15:25	52 - 44	33 - 25	8	8	2.12	2.14	12	7	21	13	9	9	7	1
5	Tyler Nickel	23:30	16:30	50 - 40	35 - 29	10	6	2.13	2.12	9	10	21	13	11	7	5	3
7	Graham Calton	00:56	39:04	0 - 0	85 - 69	0	16	0.00	2.18	0	19	1	33	0	18	0	8
10	Jordan Williams	02:46	37:14	8 - 4	77 - 65	4	12	2.89	2.07	2	17	0	34	3	15	0	8
11	A.J. Hoggard	25:03	14:57	61 - 40	24 - 29	21	-5	2.44	1.61	15	4	22	12	14	4	5	3
15	Coleson Messer	00:56	39:04	0 - 0	85 - 69	0	16	0.00	2.18	0	19	1	33	0	18	0	8
21	Hollman Smith	00:56	39:04	0 - 0	85 - 69	0	16	0.00	2.18	0	19	1	33	0	18	0	8
22	Jaylen Carey	18:50	21:10	37 - 34	48 - 35	3	13	1.97	2.27	9	10	14	20	7	11	4	4
24	JaQualon "JQ" Roberts	04:47	35:13	6 - 7	79 - 62	-1	17	1.25	2.24	1	18	5	29	1	17	2	6
25	Miles Keeffe	00:56	39:04	0 - 0	85 - 69	0	16	0.00	2.18	0	19	1	33	0	18	0	8
30	Chris Manon	14:32	25:28	37 - 31	48 - 38	6	10	2.55	1.88	8	11	10	24	8	10	0	8
99	Devin McGlockton	23:04	16:56	56 - 35	29 - 34	21	-5	2.43	1.71	13	6	24	10	12	6	5	3

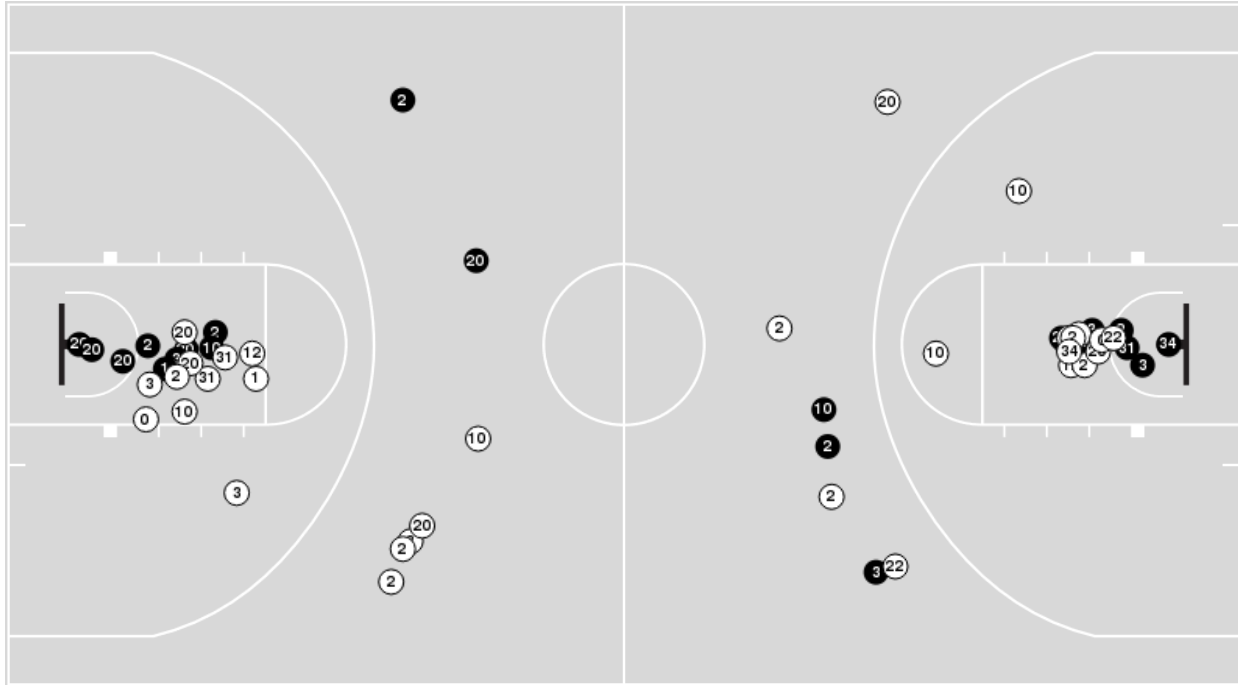


Officials: KB Burdett Jr., Courtney Green, Tony Chiazza

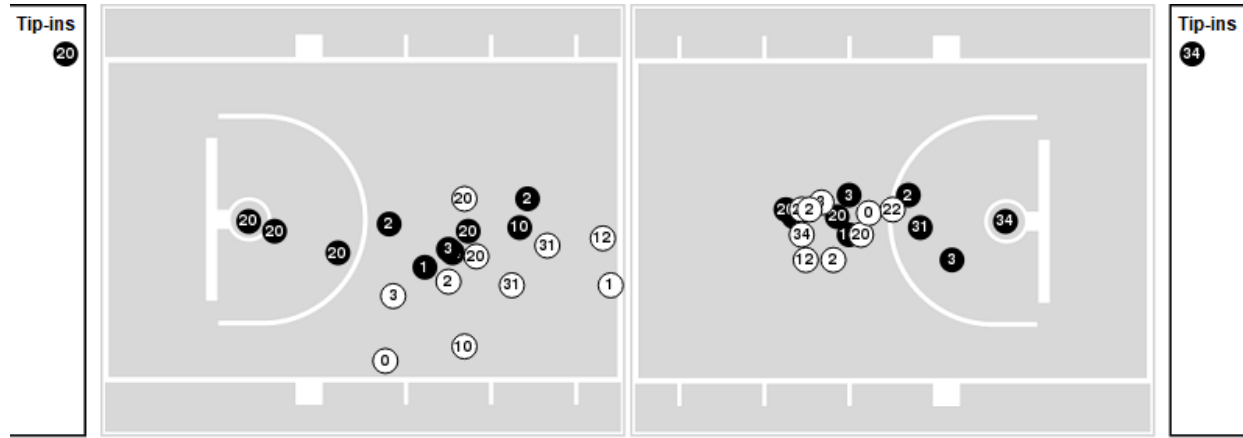
Players => 0, 1, 2, 3, 7, 9, 10, 12, 13, 14, 15, 17, 20, 22, 23, 25, 30, 31, 32, 33, 34, 55FG Types=>AllResults=>All

California

All Field Goals



Blow Up Chart



● Made ○ Missed N - Player Number

California	M/A	%
Field Goals	24/55	44
2 Points	19/41	46
3 Points	5/14	36
Free Throws	16/21	76

California	M/A	%
Points in the Paint	38 (19 / 38)	50
Fast Break Points	10 (7/7)	100
Second Chance Points	10 (7/10)	70
Effective FG%	48	

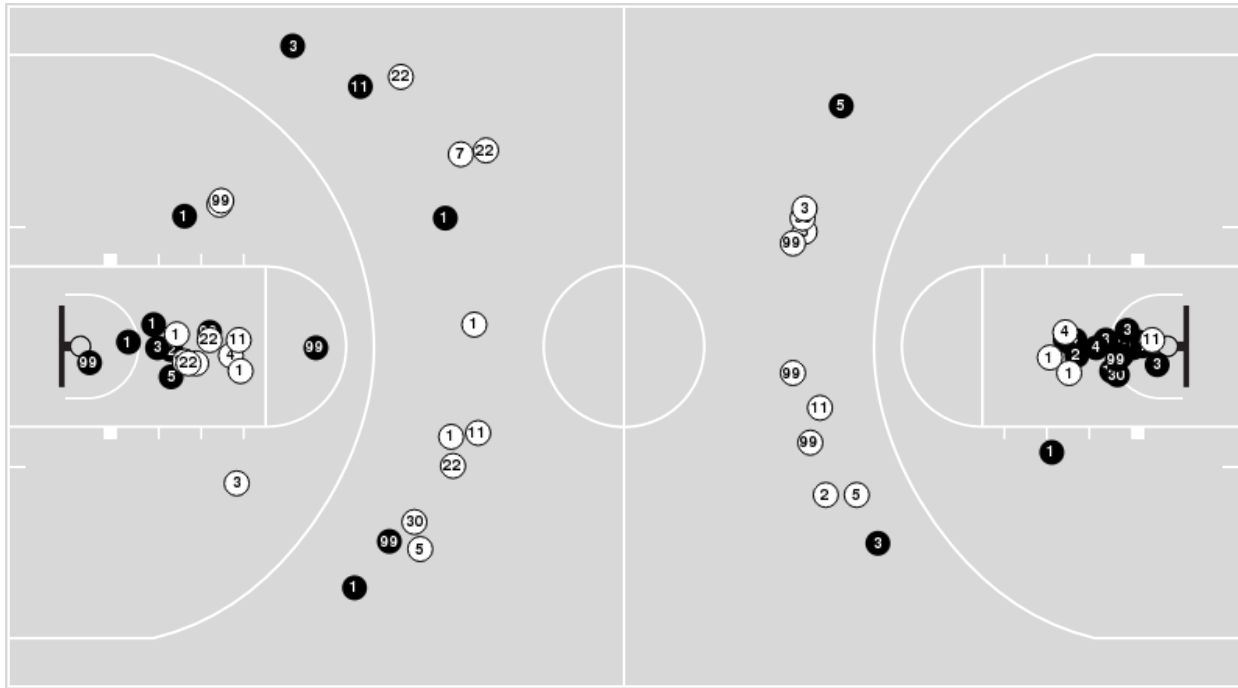


Officials: KB Burdett Jr., Courtney Green, Tony Chiazza

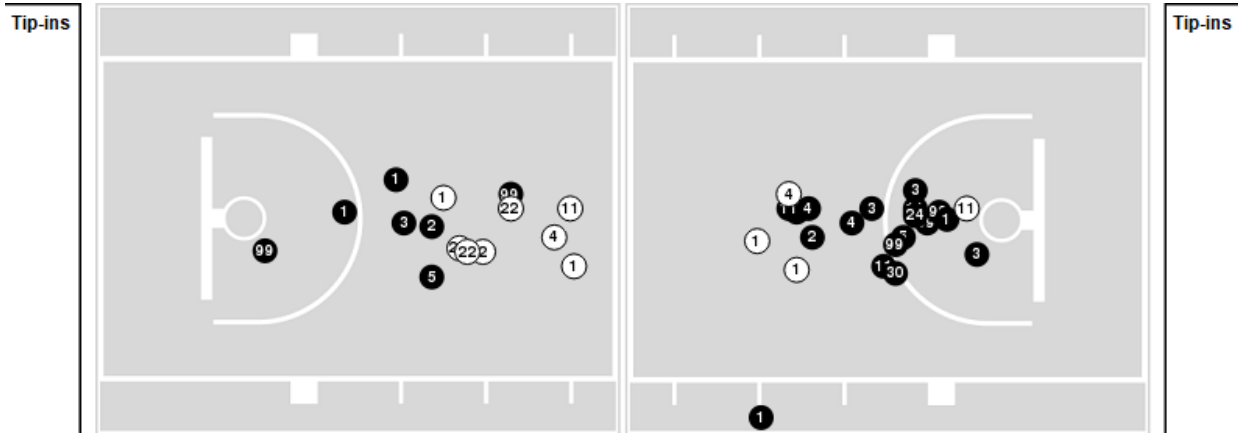
Players => 0, 1, 2, 3, 4, 5, 7, 10, 11, 12, 15, 21, 22, 24, 25, 30, 33, 99FG Types=>AllResults=>All

Vanderbilt

All Field Goals



Blow Up Chart



● Made ○ Missed N - Player Number

Vanderbilt	M/A	%
Field Goals	35/68	51
2 Points	28/43	65
3 Points	7/25	28
Free Throws	8/15	53

Vanderbilt	M/A	%
Points in the Paint	50 (25 / 37)	68
Fast Break Points	30 (14/14)	100
Second Chance Points	5 (3/9)	33
Effective FG%	57	



California at Vanderbilt

11/13/24 Memorial Gymnasium, Nashville, Tenn.
Vanderbilt vs. California

Game Time: 7:00 PM
Game Duration: 1:51
Attendance: 5,945

Officials: KB Burdett Jr., Courtney Green, Tony Chiazza

California

Lineup	Quarter On	Time On	Quarter Off	Time Off	Time on Court	Score	Score Diff	Reb	Stl	Tov	Ass	PPP
1- Ola-Joseph J/ 2- Stojakovic A/ 3- Campbell D/ 10- Blacksher Jr. J/ 12- Sissoko M/	1	20:00	1	16:53	03:07	5-7	-2	1	0	2	0	0.6720
2- Stojakovic A/ 3- Campbell D/ 10- Blacksher Jr. J/ 12- Sissoko M/ 20- Omot B/	1	16:53	1	15:21	01:32	2-4	-2	2	0	0	0	0.6944
3- Campbell D/ 10- Blacksher Jr. J/ 20- Omot B/ 31- Petraitis R/ 34- Dort L/	1	15:21	1	15:02	00:19	0-0	0	0	0	0	0	0.0000
3- Campbell D/ 20- Omot B/ 22- Tucker C/ 31- Petraitis R/ 34- Dort L/	1	15:02	1	13:08	01:54	0-4	-4	2	0	1	0	0.0000
0- Wilkinson J/ 20- Omot B/ 22- Tucker C/ 31- Petraitis R/ 34- Dort L/	1	13:08	1	11:11	01:57	7-2	5	3	1	0	0	1.7500
1- Ola-Joseph J/ 2- Stojakovic A/ 10- Blacksher Jr. J/ 20- Omot B/ 34- Dort L/	1	11:11	1	09:50	01:21	3-3	0	0	0	0	0	2.0833
1- Ola-Joseph J/ 2- Stojakovic A/ 10- Blacksher Jr. J/ 12- Sissoko M/ 20- Omot B/	1	09:50	1	08:57	00:53	1-5	-4	1	0	2	0	0.4098
1- Ola-Joseph J/ 2- Stojakovic A/ 3- Campbell D/ 10- Blacksher Jr. J/ 12- Sissoko M/	1	08:57	1	07:57	01:00	0-4	-4	0	0	2	0	0.0000
2- Stojakovic A/ 3- Campbell D/ 10- Blacksher Jr. J/ 12- Sissoko M/ 31- Petraitis R/	1	07:57	1	07:47	00:10	0-2	-2	0	0	0	0	0.0000
2- Stojakovic A/ 3- Campbell D/ 10- Blacksher Jr. J/ 31- Petraitis R/ 34- Dort L/	1	07:47	1	07:45	00:02	0-1	-1	0	0	0	0	0.0000
2- Stojakovic A/ 3- Campbell D/ 10- Blacksher Jr. J/ 20- Omot B/ 34- Dort L/	1	07:45	1	02:46	04:59	9-9	0	6	0	2	2	0.9000
1- Ola-Joseph J/ 10- Blacksher Jr. J/ 12- Sissoko M/ 22- Tucker C/ 31- Petraitis R/	1	02:46	2	20:00	02:46	4-8	-4	1	0	3	1	0.8000
2- Stojakovic A/ 3- Campbell D/ 10- Blacksher Jr. J/ 12- Sissoko M/ 20- Omot B/	2	20:00	2	16:10	03:50	11-5	6	6	0	1	0	1.4398
2- Stojakovic A/ 3- Campbell D/ 10- Blacksher Jr. J/ 20- Omot B/ 34- Dort L/	2	16:10	2	15:24	00:46	2-5	-3	0	0	0	0	2.0000
0- Wilkinson J/ 2- Stojakovic A/ 10- Blacksher Jr. J/ 20- Omot B/ 34- Dort L/	2	15:24	2	14:34	00:50	3-2	1	0	0	1	1	1.5000
0- Wilkinson J/ 10- Blacksher Jr. J/ 20- Omot B/ 31- Petraitis R/ 34- Dort L/	2	14:34	2	14:00	00:34	0-0	0	1	0	0	0	0.0000
0- Wilkinson J/ 20- Omot B/ 22- Tucker C/ 31- Petraitis R/ 34- Dort L/	2	14:00	2	12:17	01:43	5-0	5	3	0	0	0	2.0492
0- Wilkinson J/ 1- Ola-Joseph J/ 20- Omot B/ 22- Tucker C/ 34- Dort L/	2	12:17	2	11:31	00:46	0-4	-4	1	0	2	0	0.0000
1- Ola-Joseph J/ 2- Stojakovic A/ 3- Campbell D/ 12- Sissoko M/ 22- Tucker C/	2	11:31	2	11:16	00:15	0-0	0	0	0	0	0	0.0000
1- Ola-Joseph J/ 2- Stojakovic A/ 3- Campbell D/ 10- Blacksher Jr. J/ 12- Sissoko M/	2	11:16	2	10:10	01:06	0-0	0	2	0	1	0	0.0000
3- Campbell D/ 10- Blacksher Jr. J/ 12- Sissoko M/ 20- Omot B/ 31- Petraitis R/	2	10:10	2	09:16	00:54	2-3	-1	1	0	0	0	1.0000
3- Campbell D/ 10- Blacksher Jr. J/ 20- Omot B/ 31- Petraitis R/ 34- Dort L/	2	09:16	2	07:37	01:39	4-5	-1	1	0	1	1	1.6393
3- Campbell D/ 10- Blacksher Jr. J/ 12- Sissoko M/ 20- Omot B/ 31- Petraitis R/	2	07:37	2	07:37	00:00	2-0	2	0	0	0	0	2.2727
2- Stojakovic A/ 3- Campbell D/ 10- Blacksher Jr. J/ 12- Sissoko M/ 20- Omot B/	2	07:37	2	06:25	01:12	1-4	-3	0	0	0	0	1.1364
0- Wilkinson J/ 2- Stojakovic A/ 10- Blacksher Jr. J/ 12- Sissoko M/ 20- Omot B/	2	06:25	2	05:18	01:07	2-5	-3	0	0	2	0	0.6944
2- Stojakovic A/ 3- Campbell D/ 10- Blacksher Jr. J/ 12- Sissoko M/ 20- Omot B/	2	05:18	2	03:06	02:12	2-3	-1	3	0	0	0	0.6667
2- Stojakovic A/ 3- Campbell D/ 10- Blacksher Jr. J/ 31- Petraitis R/ 34- Dort L/	2	03:06	2	02:57	00:09	0-0	0	0	0	0	0	0.0000
0- Wilkinson J/ 20- Omot B/ 22- Tucker C/ 31- Petraitis R/ 34- Dort L/	2	02:57	2	00:56	02:00	4-0	4	3	2	0	1	1.3333
0- Wilkinson J/ 7- Mahoney S/ 13- Curtis D/ 14- McCloskey J/ 22- Tucker C/	2	00:56	2	00:00	00:56	0-0	0	1	0	0	0	0.0000



California at Vanderbilt

11/13/24 Memorial Gymnasium, Nashville, Tenn.
Vanderbilt vs. California

Game Time: 7:00 PM
Game Duration: 1:51
Attendance: 5,945

Officials: KB Burdett Jr., Courtney Green, Tony Chiazza

Vanderbilt

Lineup	Quarter On	Time On	Quarter Off	Time Off	Time on Court	Score	Score Diff	Reb	Stl	Tov	Ass	PPP
1- Edwards J/ 4- Huffman G/ 5- Nickel T/ 11- Hoggard A/ 99- McGlockton D/	1	20:00	1	16:37	03:23	7-6	1	3	2	2	1	0.9409
2- Collins M/ 4- Huffman G/ 11- Hoggard A/ 22- Carey J/ 99- McGlockton D/	1	16:37	1	15:02	01:35	4-1	3	2	0	1	1	1.3333
2- Collins M/ 4- Huffman G/ 11- Hoggard A/ 24- Roberts J/ 99- McGlockton D/	1	15:02	1	13:08	01:54	4-0	4	3	1	1	1	1.0000
1- Edwards J/ 2- Collins M/ 3- Tanner T/ 5- Nickel T/ 24- Roberts J/	1	13:08	1	11:11	01:57	2-7	-5	1	0	1	0	0.5000
2- Collins M/ 3- Tanner T/ 5- Nickel T/ 22- Carey J/ 30- Manon C/	1	11:11	1	10:20	00:51	2-2	0	0	0	0	0	2.2727
2- Collins M/ 3- Tanner T/ 5- Nickel T/ 30- Manon C/ 99- McGlockton D/	1	10:20	1	09:50	00:30	1-1	0	0	0	0	0	2.2727
3- Tanner T/ 5- Nickel T/ 11- Hoggard A/ 30- Manon C/ 99- McGlockton D/	1	09:50	1	02:46	07:04	21-10	11	7	6	0	4	1.3708
1- Edwards J/ 2- Collins M/ 4- Huffman G/ 10- Williams J/ 22- Carey J/	1	02:46	2	20:00	02:46	8-4	4	0	3	0	2	1.6000
1- Edwards J/ 4- Huffman G/ 5- Nickel T/ 11- Hoggard A/ 99- McGlockton D/	2	20:00	2	17:38	02:22	3-3	0	2	1	0	1	0.7500
1- Edwards J/ 4- Huffman G/ 11- Hoggard A/ 30- Manon C/ 99- McGlockton D/	2	17:38	2	16:50	00:48	2-4	-2	0	0	0	1	2.0000
1- Edwards J/ 4- Huffman G/ 11- Hoggard A/ 22- Carey J/ 30- Manon C/	2	16:50	2	15:24	01:26	5-6	-1	1	0	0	1	1.2500
1- Edwards J/ 3- Tanner T/ 4- Huffman G/ 22- Carey J/ 30- Manon C/	2	15:24	2	13:40	01:44	2-3	-1	2	0	0	0	0.7246
2- Collins M/ 3- Tanner T/ 4- Huffman G/ 22- Carey J/ 30- Manon C/	2	13:40	2	13:23	00:17	0-2	-2	0	0	0	0	0.0000
2- Collins M/ 3- Tanner T/ 11- Hoggard A/ 22- Carey J/ 30- Manon C/	2	13:23	2	11:31	01:52	4-3	1	0	2	0	2	1.0309
2- Collins M/ 3- Tanner T/ 11- Hoggard A/ 22- Carey J/ 99- McGlockton D/	2	11:31	2	09:16	02:15	3-2	1	4	1	0	1	0.7500
3- Tanner T/ 4- Huffman G/ 11- Hoggard A/ 22- Carey J/ 99- McGlockton D/	2	09:16	2	08:19	00:57	3-4	-1	0	0	1	1	1.5000
3- Tanner T/ 4- Huffman G/ 5- Nickel T/ 11- Hoggard A/ 99- McGlockton D/	2	08:19	2	07:37	00:42	2-0	2	0	0	0	1	2.0000
1- Edwards J/ 3- Tanner T/ 4- Huffman G/ 5- Nickel T/ 99- McGlockton D/	2	07:37	2	06:03	01:34	6-4	2	3	1	0	1	2.0000
1- Edwards J/ 4- Huffman G/ 5- Nickel T/ 11- Hoggard A/ 22- Carey J/	2	06:03	2	05:18	00:45	3-1	2	0	1	0	0	2.0833
1- Edwards J/ 3- Tanner T/ 4- Huffman G/ 5- Nickel T/ 22- Carey J/	2	05:18	2	03:06	02:12	3-2	1	2	0	0	1	0.8721
2- Collins M/ 3- Tanner T/ 4- Huffman G/ 5- Nickel T/ 22- Carey J/	2	03:06	2	00:56	02:09	0-4	-4	3	0	2	0	0.0000
7- Calton G/ 15- Messer C/ 21- Smith H/ 24- Roberts J/ 25- Keeffe M/	2	00:56	2	00:00	00:56	0-0	0	1	0	0	0	0.0000



California at Vanderbilt

11/13/24 Memorial Gymnasium, Nashville, Tenn.
Vanderbilt vs. California

Officials: KB Burdett Jr., Courtney Green, Tony Chiazza

California

Lineup	Time	Score	Score Diff	Pts/Min	Reb	Stl	Tov	Ass	PPP
2- Stojakovic A/ 3- Campbell D/ 10- Blacksher Jr. J/ 12- Sissoko M/ 20- Omot B/	08:46	16-16	0	1.8251	11	0	1	0	1.1111
2- Stojakovic A/ 3- Campbell D/ 10- Blacksher Jr. J/ 20- Omot B/ 34- Dort L/	05:45	11-14	-3	1.9130	6	0	2	2	1.0000
0- Wilkinson J/ 20- Omot B/ 22- Tucker C/ 31- Petraitis R/ 34- Dort L/	05:40	16-2	14	2.8186	9	3	0	1	1.6949
1- Ola-Joseph J/ 2- Stojakovic A/ 3- Campbell D/ 10- Blacksher Jr. J/ 12- Sissoko M/	05:13	5-11	-6	0.9585	3	0	5	0	0.3720
1- Ola-Joseph J/ 10- Blacksher Jr. J/ 12- Sissoko M/ 22- Tucker C/ 31- Petraitis R/	02:46	4-8	-4	1.4458	1	0	3	1	0.8000
3- Campbell D/ 10- Blacksher Jr. J/ 20- Omot B/ 31- Petraitis R/ 34- Dort L/	01:58	4-5	-1	2.0339	1	0	1	1	1.3889
3- Campbell D/ 20- Omot B/ 22- Tucker C/ 31- Petraitis R/ 34- Dort L/	01:54	0-4	-4	0.0000	2	0	1	0	0.0000
1- Ola-Joseph J/ 2- Stojakovic A/ 10- Blacksher Jr. J/ 20- Omot B/ 34- Dort L/	01:21	3-3	0	2.2222	0	0	0	0	2.0833
0- Wilkinson J/ 2- Stojakovic A/ 10- Blacksher Jr. J/ 12- Sissoko M/ 20- Omot B/	01:07	2-5	-3	1.7910	0	0	2	0	0.6944
0- Wilkinson J/ 7- Mahoney S/ 13- Curtis D/ 14- McCloskey J/ 22- Tucker C/	00:56	0-0	0	0.0000	1	0	0	0	0.0000
3- Campbell D/ 10- Blacksher Jr. J/ 12- Sissoko M/ 20- Omot B/ 31- Petraitis R/	00:54	4-3	1	4.4444	1	0	0	0	1.3889
1- Ola-Joseph J/ 2- Stojakovic A/ 10- Blacksher Jr. J/ 12- Sissoko M/ 20- Omot B/	00:53	1-5	-4	1.1321	1	0	2	0	0.4098
0- Wilkinson J/ 2- Stojakovic A/ 10- Blacksher Jr. J/ 20- Omot B/ 34- Dort L/	00:50	3-2	1	3.6000	0	0	1	1	1.5000
0- Wilkinson J/ 1- Ola-Joseph J/ 20- Omot B/ 22- Tucker C/ 34- Dort L/	00:46	0-4	-4	0.0000	1	0	2	0	0.0000
0- Wilkinson J/ 10- Blacksher Jr. J/ 20- Omot B/ 31- Petraitis R/ 34- Dort L/	00:34	0-0	0	0.0000	1	0	0	0	0.0000
1- Ola-Joseph J/ 2- Stojakovic A/ 3- Campbell D/ 12- Sissoko M/ 22- Tucker C/	00:15	0-0	0	0.0000	0	0	0	0	0.0000
2- Stojakovic A/ 3- Campbell D/ 10- Blacksher Jr. J/ 31- Petraitis R/ 34- Dort L/	00:11	0-1	-1	0.0000	0	0	0	0	0.0000
2- Stojakovic A/ 3- Campbell D/ 10- Blacksher Jr. J/ 12- Sissoko M/ 31- Petraitis R/	00:10	0-2	-2	0.0000	0	0	0	0	0.0000



California at Vanderbilt

11/13/24 Memorial Gymnasium, Nashville, Tenn.
Vanderbilt vs. California

Officials: KB Burdett Jr., Courtney Green, Tony Chiazza

Vanderbilt

Lineup	Time	Score	Score Diff	Pts/Min	Reb	Stl	Tov	Ass	PPP
3- Tanner T/ 5- Nickel T/ 11- Hoggard A/ 30- Manon C/ 99- McGlockton D/	07:04	21-10	11	2.9717	7	6	0	4	1.3708
1- Edwards J/ 4- Huffman G/ 5- Nickel T/ 11- Hoggard A/ 99- McGlockton D/	05:45	10-9	1	1.7391	5	3	2	2	0.8741
1- Edwards J/ 2- Collins M/ 4- Huffman G/ 10- Williams J/ 22- Carey J/	02:46	8-4	4	2.8916	0	3	0	2	1.6000
2- Collins M/ 3- Tanner T/ 11- Hoggard A/ 22- Carey J/ 99- McGlockton D/	02:15	3-2	1	1.3333	4	1	0	1	0.7500
1- Edwards J/ 3- Tanner T/ 4- Huffman G/ 5- Nickel T/ 22- Carey J/	02:12	3-2	1	1.3636	2	0	0	1	0.8721
2- Collins M/ 3- Tanner T/ 4- Huffman G/ 5- Nickel T/ 22- Carey J/	02:09	0-4	-4	0.0000	3	0	2	0	0.0000
1- Edwards J/ 2- Collins M/ 3- Tanner T/ 5- Nickel T/ 24- Roberts J/	01:57	2-7	-5	1.0256	1	0	1	0	0.5000
2- Collins M/ 4- Huffman G/ 11- Hoggard A/ 24- Roberts J/ 99- McGlockton D/	01:54	4-0	4	2.1053	3	1	1	1	1.0000
2- Collins M/ 3- Tanner T/ 11- Hoggard A/ 22- Carey J/ 30- Manon C/	01:52	4-3	1	2.1429	0	2	0	2	1.0309
1- Edwards J/ 3- Tanner T/ 4- Huffman G/ 22- Carey J/ 30- Manon C/	01:44	2-3	-1	1.1538	2	0	0	0	0.7246
2- Collins M/ 4- Huffman G/ 11- Hoggard A/ 22- Carey J/ 99- McGlockton D/	01:35	4-1	3	2.5263	2	0	1	1	1.3333
1- Edwards J/ 3- Tanner T/ 4- Huffman G/ 5- Nickel T/ 99- McGlockton D/	01:34	6-4	2	3.8298	3	1	0	1	2.0000
1- Edwards J/ 4- Huffman G/ 11- Hoggard A/ 22- Carey J/ 30- Manon C/	01:26	5-6	-1	3.4884	1	0	0	1	1.2500
3- Tanner T/ 4- Huffman G/ 11- Hoggard A/ 22- Carey J/ 99- McGlockton D/	00:57	3-4	-1	3.1579	0	0	1	1	1.5000
7- Calton G/ 15- Messer C/ 21- Smith H/ 24- Roberts J/ 25- Keffe M/	00:56	0-0	0	0.0000	1	0	0	0	0.0000
2- Collins M/ 3- Tanner T/ 5- Nickel T/ 22- Carey J/ 30- Manon C/	00:51	2-2	0	2.3529	0	0	0	0	2.2727
1- Edwards J/ 4- Huffman G/ 11- Hoggard A/ 30- Manon C/ 99- McGlockton D/	00:48	2-4	-2	2.5000	0	0	0	1	2.0000
1- Edwards J/ 4- Huffman G/ 5- Nickel T/ 11- Hoggard A/ 22- Carey J/	00:45	3-1	2	4.0000	0	1	0	0	2.0833
3- Tanner T/ 4- Huffman G/ 5- Nickel T/ 11- Hoggard A/ 99- McGlockton D/	00:42	2-0	2	2.8571	0	0	0	1	2.0000
2- Collins M/ 3- Tanner T/ 5- Nickel T/ 30- Manon C/ 99- McGlockton D/	00:30	1-1	0	2.0000	0	0	0	0	2.2727
2- Collins M/ 3- Tanner T/ 4- Huffman G/ 22- Carey J/ 30- Manon C/	00:17	0-2	-2	0.0000	0	0	0	0	0.0000