



Officials: Doug Shows, Olandis Poole, Jason Deering

Tennessee Tech - 56

Record: 4-4

NO.	Name	F	Min	FG			3P			FT			Rebounds			Fouls		TP	AS	TO	ST	Blocks		+/-
				M-A	M-A	M-A	OR	DR	TOT	PF	FD	OR	DR	TOT	BS	BA								
0	Daniel Egbuniwe	F	20:40	3-8	1-3	0-0	1	4	5	1	1	7	2	2	3	3	1	-12						
5	Rodney Johnson Jr.	F	23:26	5-9	1-1	0-0	1	1	2	2	1	11	0	3	0	0	-22							
1	Mekhi Cameron	G	24:17	0-6	0-4	0-0	1	2	3	0	0	0	1	1	0	0	-13							
2	Kyle Layton	G	28:16	2-9	2-5	3-3	0	1	1	4	1	9	0	1	1	0	-28							
3	Jaylon Johnson	G	31:11	4-11	1-3	0-0	0	5	5	1	2	9	3	2	0	0	-15							
8	Ola Ajiboye		15:24	0-1	0-0	0-0	0	2	2	0	0	0	0	0	1	1	-9							
4	Ray Glasgow		12:35	2-8	2-5	1-2	0	3	3	3	1	7	1	2	0	0	-6							
10	Grant Slatten		12:03	1-3	1-1	2-2	0	0	0	1	1	5	0	2	0	0	-24							
34	David Craig		08:27	3-7	0-0	0-1	3	3	6	0	2	6	1	1	0	1	5							
12	Matthew Sells		13:27	0-1	0-1	2-2	1	0	1	0	2	2	2	0	0	0	-13							
11	Grant Strong		08:14	0-1	0-0	0-0	0	1	1	0	0	0	1	0	0	0	-16							
33	Bogdan Zimonjic		02:00	0-0	0-0	0-0	0	0	0	0	0	0	0	1	0	0	-2							
Team							5	1	6			0		0										
Totals				20-64	8-23	8-10	12	23	35	12	11	56	11	15	5	5	4	-31						

Shooting By Period		
1st FG%	10-29	34.5%
3PT%	5-14	35.7%
FT%	5-5	100%
2nd FG%	10-35	28.6%
3PT%	3-9	33.3%
FT%	3-5	60%
GM FG%	20-64	31.3%
3PT%	8-23	34.8%
FT%	8-10	80.0%

Dead Ball Rebounds: 1, 0

Technical Fouls::NONE

Vanderbilt - 87

Record: 7-1

NO.	Name	F	Min	FG			3P			FT			Rebounds			Fouls		TP	AS	TO	ST	Blocks		+/-
				M-A	M-A	M-A	OR	DR	TOT	PF	FD	OR	DR	TOT	BS	BA								
5	Tyler Nickel	F	20:44	2-4	2-4	0-0	1	0	1	2	0	6	2	2	0	0	0	23						
99	Devin McGlockton	F	25:24	1-4	0-2	1-2	5	9	14	1	2	3	2	0	2	0	0	34						
4	Grant Huffman	G	23:00	4-7	0-2	0-0	0	3	3	2	0	8	3	0	1	0	0	22						
11	A.J. Hoggard	G	22:26	6-9	1-2	2-2	1	3	4	2	1	15	4	2	1	0	0	3						
30	Chris Manon	G	17:59	4-8	0-3	3-3	2	2	4	0	3	11	0	1	1	2	1	9						
1	Jason Edwards		23:37	8-15	4-8	3-4	0	5	5	0	3	23	1	2	1	0	1	24						
2	MJ Collins		20:01	2-9	1-3	1-1	1	1	2	0	1	6	0	0	0	0	1	16						
3	Tyler Tanner		19:41	2-4	1-1	0-0	0	4	4	1	2	5	3	0	2	0	1	11						
22	Jaylen Carey		13:33	2-6	1-3	0-0	1	3	4	3	0	5	0	1	0	2	0	1						
24	JaQualon "JQ" Roberts		04:42	1-1	0-0	0-0	1	0	1	0	0	2	0	0	0	0	0	2						
10	Jordan Williams		02:53	1-2	1-2	0-0	0	1	1	0	0	3	0	0	0	0	0	4						
7	Graham Calton		02:00	0-0	0-0	0-0	0	0	0	0	0	0	0	0	0	0	0	2						
15	Coleson Messer		02:00	0-1	0-1	0-0	0	0	0	0	0	0	1	1	0	0	0	2						
25	Miles Keeffe		02:00	0-1	0-0	0-0	1	0	1	0	0	0	0	0	0	0	1	2						
Team							2	2	4			0		0										
Totals				33-71	11-31	10-12	15	33	48	11	12	87	16	9	8	4	5	31						

Shooting By Period		
1st FG%	15-34	44.1%
3PT%	4-13	30.8%
FT%	5-6	83.3%
2nd FG%	18-37	48.6%
3PT%	7-18	38.9%
FT%	5-6	83.3%
GM FG%	33-71	46.5%
3PT%	11-31	35.5%
FT%	10-12	83.3%

Dead Ball Rebounds: 2, 0

Technical Fouls::NONE

	TTU	Vandy
Biggest lead	3 (1st 19:29)	32 (2nd 1:13)
Best Scoring Run	5(2nd 8:14)	11(2nd 14:23)
Lead Changes	5	
Times Tied	2	
Time with Lead	03:54	34:07

Points from	TTU	Vandy
Turnovers	4	21
Paint	20	36
Second Chance	8	14
Fast Breaks	5	23
Bench	20	44

	Period by Period Scoring		
	1st	2nd	TOT
TTU	30	26	56
Vandy	39	48	87



Period 1

Quarter Starters:

Vandy	4 Huffman G	5 Nickel T	11 Hoggard A	30 Manon C	99 McGlockton D
TTU	0 Egbuniwe D	1 Cameron M	2 Layton K	3 Johnson J	5 Johnson Jr. R

Game Time	Vandy	Score	Diff	TTU
20:00	99 MCGLOCKTON D jumpball lost			5 JOHNSON JR. R jumpball won
19:29		0-3	-3	3 JOHNSON J 3pt FG , jump shot made (3)
19:29				0 EGBUNIWE D assist (1)
19:16	5 NICKEL T 3pt FG , jump shot made (3)	3-3	0	
19:16	11 HOGGARD A assist (1)			
18:58		3-6	-3	2 LAYTON K 3pt FG , jump shot made (3)
18:58				3 JOHNSON J assist (1)
18:29	5 NICKEL T 3pt FG , jump shot missed			
18:26				3 JOHNSON J defensive rebound (1)
18:13				0 EGBUNIWE D 3pt FG , jump shot missed
18:09	11 HOGGARD A defensive rebound (1)			
17:53	30 MANON C 2pt FG outside the paint, jump shot made (2)	5-6	-1	
17:53	5 NICKEL T assist (1)			
17:34				5 JOHNSON JR. R turnover bad pass (1)
17:20	4 HUFFMAN G 2pt FG from turnover in the paint, driving layup made (2)	7-6	1	
17:06		7-8	-1	3 JOHNSON J 2pt FG in the paint, driving layup made (5)
17:06				0 EGBUNIWE D assist (2)
16:58	4 HUFFMAN G 2pt FG in the paint, driving layup missed			
16:53				0 EGBUNIWE D defensive rebound (1)
16:38				3 JOHNSON J turnover bad pass (1)
16:18	5 NICKEL T turnover bad pass (1)			0 EGBUNIWE D steal (1)
16:13				3 JOHNSON J 2pt FG from turnover in the paint, layup blocked
16:13	30 MANON C block (1)			
16:13				offensive rebound (3)
16:13				5 JOHNSON JR. R substitution out
16:13				8 AJIBOYE O substitution in
15:54	99 MCGLOCKTON D steal (1)			3 JOHNSON J turnover bad pass (2)
15:48	30 MANON C 2pt FG fast break from turnover in the paint, driving layup made (4)	9-8	1	
15:48	11 HOGGARD A assist (2)			
15:37				1 CAMERON M 3pt FG , jump shot missed
15:34				1 CAMERON M offensive rebound (1)
15:28				3 JOHNSON J 3pt FG second chance, jump shot missed
15:24	30 MANON C defensive rebound (1)			
15:19	99 MCGLOCKTON D 3pt FG , jump shot missed			
15:15				0 EGBUNIWE D defensive rebound (2)
14:53		9-11	-2	2 LAYTON K 3pt FG , jump shot made (6)
14:53				1 CAMERON M assist (1)
14:39	4 HUFFMAN G 3pt FG , jump shot missed			
14:36				8 AJIBOYE O defensive rebound (1)
14:32				1 CAMERON M 3pt FG , jump shot missed
14:27	4 HUFFMAN G defensive rebound (1)			



Official Basketball Play by Play - First Half
Tennessee Tech at Vanderbilt
 11/29/24 Memorial Gymnasium, Nashville, Tenn.
 Vanderbilt vs. Tennessee Tech

Game Time: 2:00 PM
Game Duration: 1:48
Attendance: 6,068

Officials: Doug Shows, Olandis Poole, Jason Deering

Game Time	Vandy	Score	Diff	TTU
14:08	11 HOGGARD A 2pt FG outside the paint, pull up jump shot made (2)	11-11	0	
13:50	5 NICKEL T foul personal (1 - 1)			0 EGBUNIWE D foul drawn (1)
13:50	Timeout media			
13:50	4 HUFFMAN G substitution out			
13:50	5 NICKEL T substitution out			
13:50	11 HOGGARD A substitution out			
13:50	30 MANON C substitution out			
13:50	1 EDWARDS J substitution in			
13:50	2 COLLINS M substitution in			
13:50	3 TANNER T substitution in			
13:50	22 CAREY J substitution in			
13:50				0 EGBUNIWE D substitution out
13:50				1 CAMERON M substitution out
13:50				4 GLASGOW R substitution in
13:50				10 SLATTEN G substitution in
13:42				3 JOHNSON J 3pt FG , jump shot missed
13:37	3 TANNER T defensive rebound (1)			
13:20	2 COLLINS M 2pt FG in the paint, layup missed			
13:20	99 MCGLOCKTON D offensive rebound (1)			
13:20	99 MCGLOCKTON D foul drawn (1)			2 LAYTON K foul personal (1 - 1)
12:58	1 EDWARDS J 3pt FG second chance, pull up jump shot made (3)	14-11	3	
12:50				2 LAYTON K 2pt FG in the paint, layup missed
12:47	22 CAREY J defensive rebound (1)			
12:43	3 TANNER T 3pt FG fast break, jump shot made (3)	17-11	6	
12:43	1 EDWARDS J assist (1)			
12:08				4 GLASGOW R 3pt FG , jump shot missed
12:05	1 EDWARDS J defensive rebound (1)			
11:47	22 CAREY J turnover bad pass (1)			
11:47	Timeout media			
11:47	99 MCGLOCKTON D substitution out			
11:47	30 MANON C substitution in			
11:47				2 LAYTON K substitution out
11:47				8 AJIBOYE O substitution out
11:47				10 SLATTEN G substitution out
11:47				0 EGBUNIWE D substitution in
11:47				1 CAMERON M substitution in
11:47				5 JOHNSON JR. R substitution in
11:26				5 JOHNSON JR. R 2pt FG from turnover in the paint, jump shot missed
11:19				5 JOHNSON JR. R offensive rebound (1)
11:19		17-13	4	5 JOHNSON JR. R 2pt FG from turnover second chance in the paint, tip-in layup made (2)
11:04	2 COLLINS M 2pt FG in the paint, driving layup made (2)	19-13	6	
11:04	2 COLLINS M foul drawn (1)			4 GLASGOW R foul shooting (1 - 2)
11:04	2 COLLINS M free throw 1 - 1 made (3)	20-13	7	
10:36				0 EGBUNIWE D 2pt FG outside the paint, pull up jump shot missed
10:33	22 CAREY J defensive rebound (2)			
10:27	2 COLLINS M 3pt FG , jump shot missed			



Official Basketball Play by Play - First Half
Tennessee Tech at Vanderbilt
 11/29/24 Memorial Gymnasium, Nashville, Tenn.
 Vanderbilt vs. Tennessee Tech

Game Time: 2:00 PM
Game Duration: 1:48
Attendance: 6,068

Officials: Doug Shows, Olandis Poole, Jason Deering

Game Time	Vandy	Score	Diff	TTU
10:23	2 COLLINS M offensive rebound (1)			
10:23	2 COLLINS M 2pt FG second chance in the paint, tip-in layup missed			
10:22				5 JOHNSON JR. R defensive rebound (2)
10:16				0 EGBUNIWE D 2pt FG in the paint, layup blocked
10:16	22 CAREY J block (1)			
10:10				0 EGBUNIWE D offensive rebound (3)
10:10		20-15	5	0 EGBUNIWE D 2pt FG second chance in the paint, tip-in dunk made (2)
09:59	3 TANNER T foul drawn (1)			4 GLASGOW R foul personal (2 - 3)
09:59	1 EDWARDS J substitution out			
09:59	11 HOGGARD A substitution in			
09:59				4 GLASGOW R substitution out
09:59				2 LAYTON K substitution in
09:47	30 MANON C 3pt FG , jump shot missed			
09:44	22 CAREY J offensive rebound (3)			
09:42	22 CAREY J 2pt FG second chance in the paint, dunk, made (2)	22-15	7	
09:27		22-18	4	5 JOHNSON JR. R 3pt FG , jump shot made (5)
09:27				3 JOHNSON J assist (2)
09:09	30 MANON C 3pt FG , jump shot missed			
09:05				0 EGBUNIWE D defensive rebound (4)
08:54	22 CAREY J foul personal (1 - 2)			5 JOHNSON JR. R foul drawn (1)
08:54	30 MANON C substitution out			
08:54	5 NICKEL T substitution in			
08:44				0 EGBUNIWE D 2pt FG outside the paint, jump shot missed
08:44	3 TANNER T defensive rebound (2)			
08:44	3 TANNER T foul drawn (2)			0 EGBUNIWE D foul personal (1 - 4)
08:44				0 EGBUNIWE D substitution out
08:44				5 JOHNSON JR. R substitution out
08:44				10 SLATTEN G substitution in
08:44				34 CRAIG D substitution in
08:29	11 HOGGARD A 2pt FG outside the paint, jump shot made (4)	24-18	6	
08:29	5 NICKEL T assist (2)			
08:11	5 NICKEL T foul personal (2 - 3)			3 JOHNSON J foul drawn (1)
08:11	3 TANNER T substitution out			
08:11	4 HUFFMAN G substitution in			
08:01				34 CRAIG D 2pt FG in the paint, hook shot missed
07:57	4 HUFFMAN G defensive rebound (2)			
07:48	22 CAREY J 2pt FG outside the paint, jump shot missed			
07:45				1 CAMERON M defensive rebound (2)
07:34	11 HOGGARD A foul shooting (1 - 4)			2 LAYTON K foul drawn (1)
07:34	Timeout media			
07:34	22 CAREY J substitution out			
07:34	99 MCGLOCKTON D substitution in			
07:34		24-19	5	2 LAYTON K free throw 1 - 3 made (7)
07:34		24-20	4	2 LAYTON K free throw 2 - 3 made (8)
07:34				34 CRAIG D substitution out
07:34				5 JOHNSON JR. R substitution in
07:34		24-21	3	2 LAYTON K free throw 3 - 3 made (9)
07:15	11 HOGGARD A 2pt FG outside the paint, jump shot missed			



Official Basketball Play by Play - First Half
Tennessee Tech at Vanderbilt
 11/29/24 Memorial Gymnasium, Nashville, Tenn.
 Vanderbilt vs. Tennessee Tech

Game Time: 2:00 PM
Game Duration: 1:48
Attendance: 6,068

Officials: Doug Shows, Olandis Poole, Jason Deering

Game Time	Vandy	Score	Diff	TTU
07:12				1 CAMERON M defensive rebound (3)
07:10				1 CAMERON M turnover bad pass (1)
06:58	99 MCGLOCKTON D foul drawn (2)			10 SLATTEN G foul shooting (1 - 5)
06:58	99 MCGLOCKTON D free throw 1 - 2 missed			
06:58	offensive dead ball rebound (1)			
06:58	2 COLLINS M substitution out			
06:58	5 NICKEL T substitution out			
06:58	1 EDWARDS J substitution in			
06:58	3 TANNER T substitution in			
06:58	99 MCGLOCKTON D free throw 2 - 2 made (1)	25-21	4	
06:42				1 CAMERON M 2pt FG in the paint, floating jump shot missed
06:38	99 MCGLOCKTON D defensive rebound (2)			
06:14	1 EDWARDS J 3pt FG , jump shot made (6)	28-21	7	
06:14	99 MCGLOCKTON D assist (1)			
05:42	11 HOGGARD A foul shooting (2 - 5)			10 SLATTEN G foul drawn (1)
05:42		28-22	6	10 SLATTEN G free throw 1 - 2 made (1)
05:42	11 HOGGARD A substitution out			
05:42	30 MANON C substitution in			
05:42				1 CAMERON M substitution out
05:42				4 GLASGOW R substitution in
05:42		28-23	5	10 SLATTEN G free throw 2 - 2 made (2)
05:42				10 SLATTEN G substitution out
05:42				0 EGBUNIWE D substitution in
05:32	4 HUFFMAN G 2pt FG in the paint, driving layup made (4)	30-23	7	
05:04	30 MANON C steal (1)			0 EGBUNIWE D turnover bad pass (1)
04:57	30 MANON C turnover bad pass (1)			0 EGBUNIWE D steal (2)
04:53	99 MCGLOCKTON D steal (2)			0 EGBUNIWE D turnover bad pass (2)
04:49	1 EDWARDS J 2pt FG from turnover in the paint, jump shot missed			
04:44	30 MANON C offensive rebound (2)			
04:43	1 EDWARDS J 3pt FG from turnover second chance, jump shot missed			
04:40				4 GLASGOW R defensive rebound (1)
04:39	3 TANNER T steal (1)			4 GLASGOW R turnover lost ball (1)
04:36	1 EDWARDS J 2pt FG fast break from turnover in the paint, driving layup made (8)	32-23	9	
04:36	3 TANNER T assist (1)			
04:36				Timeout 30 Sec
04:36	99 MCGLOCKTON D substitution out			
04:36	24 ROBERTS J substitution in			
04:21		32-25	7	3 JOHNSON J 2pt FG in the paint, jump shot made (7)
04:20				4 GLASGOW R substitution out
04:20				12 SELLS M substitution in
04:00	Timeout media			
03:55	1 EDWARDS J 3pt FG , jump shot missed			
03:52				0 EGBUNIWE D defensive rebound (5)
03:38		32-27	5	5 JOHNSON JR. R 2pt FG in the paint, turnaround jump shot made (7)
03:17	30 MANON C 2pt FG in the paint, layup blocked			
03:17				0 EGBUNIWE D block (1)



Official Basketball Play by Play - First Half
Tennessee Tech at Vanderbilt
 11/29/24 Memorial Gymnasium, Nashville, Tenn.
 Vanderbilt vs. Tennessee Tech

Game Time: 2:00 PM
Game Duration: 1:48
Attendance: 6,068

Officials: Doug Shows, Olandis Poole, Jason Deering

Game Time	Vandy	Score	Diff	TTU
03:17	offensive rebound (15)			
03:14	30 MANON C 3pt FG second chance , jump shot missed			
03:11				3 JOHNSON J defensive rebound (2)
03:05				12 SELLS M 3pt FG , jump shot missed
03:02	1 EDWARDS J defensive rebound (2)			
02:47	1 EDWARDS J 2pt FG in the paint, layup missed			
02:47	30 MANON C offensive rebound (3)			
02:47	30 MANON C 2pt FG second chance in the paint, tip-in layup made (6)	34-27	7	
02:47	30 MANON C foul drawn (1)			2 LAYTON K foul shooting (2 - 6)
02:47	4 HUFFMAN G substitution out			
02:47	24 ROBERTS J substitution out			
02:47	2 COLLINS M substitution in			
02:47	99 MCGLOCKTON D substitution in			
02:47	30 MANON C free throw 1 - 1 made (7)	35-27	8	
02:47	30 MANON C substitution out			
02:47	5 NICKEL T substitution in			
02:28		35-30	5	0 EGBUNIWE D 3pt FG , jump shot made (5)
02:28				12 SELLS M assist (1)
02:06	1 EDWARDS J 2pt FG in the paint, jump shot blocked			
02:06				0 EGBUNIWE D block (2)
02:01	5 NICKEL T offensive rebound (1)			
02:01	jump ball situation			
02:01	Timeout 30 Sec			
01:56	1 EDWARDS J 2pt FG second chance in the paint, driving layup made (10)	37-30	7	
01:31				2 LAYTON K 3pt FG , jump shot missed
01:28	99 MCGLOCKTON D defensive rebound (3)			
01:25	1 EDWARDS J turnover lost ball (1)			0 EGBUNIWE D steal (3)
01:17				3 JOHNSON J 2pt FG from turnover in the paint, layup missed
01:14	99 MCGLOCKTON D defensive rebound (4)			
01:09	3 TANNER T 2pt FG in the paint, layup blocked			
01:09				0 EGBUNIWE D block (3)
01:09	offensive rebound (21)			
01:09				3 JOHNSON J substitution out
01:09				1 CAMERON M substitution in
00:52	5 NICKEL T turnover lost ball (2)			
00:52	1 EDWARDS J substitution out			
00:52	5 NICKEL T substitution out			
00:52	4 HUFFMAN G substitution in			
00:52	30 MANON C substitution in			
00:34				1 CAMERON M 3pt FG from turnover, jump shot missed
00:34	defensive rebound (22)			
00:34	4 HUFFMAN G substitution out			
00:34	1 EDWARDS J substitution in			
00:34				2 LAYTON K substitution out
00:34				3 JOHNSON J substitution in
00:11	1 EDWARDS J foul drawn (1)			3 JOHNSON J foul personal (1 - 7)
00:11	1 EDWARDS J 1&1 free throw 1 made (11)	38-30	8	
00:11	1 EDWARDS J 1&1 free throw 2 made (12)	39-30	9	



Official Basketball Play by Play - First Half
Tennessee Tech at Vanderbilt
11/29/24 Memorial Gymnasium, Nashville, Tenn.
Vanderbilt vs. Tennessee Tech

Game Time: 2:00 PM
Game Duration: 1:48
Attendance: 6,068

Officials: Doug Shows, Olandis Poole, Jason Deering

Game Time	Vandy	Score	Diff	TTU
00:11	1 EDWARDS J substitution out			
00:11	4 HUFFMAN G substitution in			
00:02				5 JOHNSON JR. R 2pt FG in the paint, layup missed
00:00	99 MCGLOCKTON D defensive rebound (5)			
END OF PERIOD				
Vandy 39-30 TTU				



Officials: Doug Shows, Olandis Poole, Jason Deering

Tennessee Tech - 30

NO.	Name	F	Min	FG			3P			FT			Rebounds			Fouls		TP	AS	TO	ST	Blocks		+/-
				M-A	M-A	M-A	OR	DR	TOT	PF	FD	BS	BA											
0	Daniel Egboniwe	F	14:55	2-6	1-2	0-0	1	4	5	1	1	5	2	2	3	3	1	-2						
5	Rodney Johnson Jr.	F	14:24	3-5	1-1	0-0	1	1	2	0	1	7	0	1	0	0	-2							
1	Mekhi Cameron	G	13:24	0-4	0-3	0-0	1	2	3	0	0	0	1	1	0	0	-2							
2	Kyle Layton	G	17:38	2-4	2-3	3-3	0	0	0	2	1	9	0	0	0	0	-8							
3	Jaylon Johnson	G	19:25	3-7	1-3	0-0	0	2	2	1	1	7	2	2	0	1	-9							
8	Ola Ajiboye		04:26	0-0	0-0	0-0	0	1	1	0	0	0	0	0	0	0	-7							
4	Ray Glasgow		05:13	0-1	0-1	0-0	0	1	1	2	0	0	0	1	0	0	-6							
10	Grant Slatten		05:05	0-0	0-0	2-2	0	0	0	1	1	2	0	0	0	0	-7							
34	David Craig		01:10	0-1	0-0	0-0	0	0	0	0	0	0	0	0	0	0	0							
12	Matthew Sells		04:20	0-1	0-1	0-0	0	0	0	0	0	0	1	0	0	0	-2							
Team							1	0	1			0			0									
Totals				10-29	5-14	5-5	4	11	15	7	5	30	6	7	3	3	2	-9						

Shooting By Period		
1st FG%	10-29	34.5%
3PT%	5-14	35.7%
FT%	5-5	100%
GM FG%	10-29	34.5%
3PT%	5-14	35.7%
FT%	5-5	100.0%

Dead Ball Rebounds: 0, 0

Technical Fouls::NONE

Vanderbilt - 39

NO.	Name	F	Min	FG			3P			FT			Rebounds			Fouls		TP	AS	TO	ST	Blocks		+/-
				M-A	M-A	M-A	OR	DR	TOT	PF	FD	BS	BA											
5	Tyler Nickel	F	10:01	1-2	1-2	0-0	1	0	1	2	0	3	2	2	0	0	0	-2						
99	Devin McGlockton	F	13:58	0-1	0-1	1-2	1	4	5	0	2	1	1	0	2	0	11							
4	Grant Huffman	G	12:04	2-4	0-1	0-0	0	2	2	0	0	4	0	0	0	0	1							
11	A.J. Hoggard	G	10:27	2-3	0-0	0-0	0	1	1	2	0	4	2	0	0	0	1							
30	Chris Manon	G	12:50	3-7	0-3	1-1	2	1	3	0	1	7	0	1	1	1	2							
1	Jason Edwards		10:19	4-9	2-4	2-2	0	2	2	0	1	12	1	1	0	1	11							
2	MJ Collins		09:39	1-4	0-1	1-1	1	0	1	0	1	3	0	0	0	0	5							
3	Tyler Tanner		12:37	1-2	1-1	0-0	0	2	2	0	2	3	1	0	1	0	12							
22	Jaylen Carey		06:16	1-2	0-0	0-0	1	2	3	1	0	2	0	1	0	1	6							
24	JaQualon "JQ" Roberts		01:49	0-0	0-0	0-0	0	0	0	0	0	0	0	0	0	0	-2							
Team							2	1	3			0			0									
Totals				15-34	4-13	5-6	8	15	23	5	7	39	7	5	4	2	3	9						

Shooting By Period		
1st FG%	15-34	44.1%
3PT%	4-13	30.8%
FT%	5-6	83.3%
GM FG%	15-34	44.1%
3PT%	4-13	30.8%
FT%	5-6	83.3%

Dead Ball Rebounds: 1, 0

Technical Fouls::NONE

	TTU	Vandy
Biggest lead	3 (1 st 19:29)	9 (1 st 4:36)
Best Scoring Run	4(1 st 3:38)	8(1 st 12:43)
Lead Changes	5	
Times Tied	2	
Time with Lead	03:54	14:07

	TTU	Vandy
Points from		
Turnovers	2	7
Paint	10	16
Second Chance	4	10
Fast Breaks	0	7
Bench	2	20

	Period by Period Scoring		
	1st	2nd	TOT
TTU	30	26	56
Vandy	39	48	87



Period 2

Quarter Starters:

Vandy	4 Huffman G	5 Nickel T	11 Hoggard A	30 Manon C	99 McGlockton D
TTU	0 Egbuniwe D	1 Cameron M	2 Layton K	3 Johnson J	5 Johnson Jr. R

Game Time	Vandy	Score	Diff	TTU
20:00	2 COLLINS M substitution out			
20:00	3 TANNER T substitution out			
20:00	5 NICKEL T substitution in			
20:00	11 HOGGARD A substitution in			
20:00				12 SELLS M substitution out
20:00				2 LAYTON K substitution in
19:41		39-32	7	5 JOHNSON JR. R 2pt FG outside the paint, hook shot made (9)
19:24	99 MCGLOCKTON D 3pt FG , jump shot missed			
19:22				defensive rebound (16)
19:05		39-34	5	3 JOHNSON J 2pt FG in the paint, driving layup made (9)
18:58	30 MANON C 2pt FG fast break in the paint, alleyoop made (9)	41-34	7	
18:58	11 HOGGARD A assist (3)			
18:41				2 LAYTON K 2pt FG in the paint, layup missed
18:38	11 HOGGARD A defensive rebound (2)			
18:37	11 HOGGARD A turnover bad pass (1)			
18:30	4 HUFFMAN G foul personal (1 - 1)			3 JOHNSON J foul drawn (2)
18:25				2 LAYTON K 3pt FG from turnover, jump shot missed
18:23	30 MANON C defensive rebound (4)			
18:13	11 HOGGARD A foul drawn (1)			2 LAYTON K foul shooting (3 - 1)
18:13	11 HOGGARD A free throw 1 - 2 made (5)	42-34	8	
18:13	11 HOGGARD A free throw 2 - 2 made (6)	43-34	9	
17:53				2 LAYTON K 2pt FG in the paint, jump shot blocked
17:53	30 MANON C block (2)			
17:52				offensive rebound (17)
17:50				Timeout 30 Sec
17:50	Timeout media			
17:47	11 HOGGARD A steal (1)			5 JOHNSON JR. R turnover lost ball (2)
17:42	11 HOGGARD A turnover bad pass (2)			2 LAYTON K steal (1)
17:26				5 JOHNSON JR. R 2pt FG from turnover in the paint, hook shot missed
17:23	99 MCGLOCKTON D defensive rebound (6)			
17:12	30 MANON C foul drawn (2)			5 JOHNSON JR. R foul shooting (1 - 2)
17:12	30 MANON C free throw 1 - 2 made (10)	44-34	10	
17:12				0 EGBUNIWE D substitution out
17:12				10 SLATTEN G substitution in
17:12	30 MANON C free throw 2 - 2 made (11)	45-34	11	
16:54		45-36	9	5 JOHNSON JR. R 2pt FG outside the paint, jump shot made (11)
16:31	11 HOGGARD A 2pt FG in the paint, driving layup made (8)	47-36	11	
16:21				10 SLATTEN G 2pt FG in the paint, driving layup missed
16:18	99 MCGLOCKTON D defensive rebound (7)			
16:15	11 HOGGARD A 3pt FG fast break, jump shot made (11)	50-36	14	
15:52				3 JOHNSON J 2pt FG in the paint, layup missed
15:49	99 MCGLOCKTON D defensive rebound (8)			



Tennessee Tech at Vanderbilt

11/29/24 Memorial Gymnasium, Nashville, Tenn.
Vanderbilt vs. Tennessee Tech

Officials: Doug Shows, Olandis Poole, Jason Deering

Game Time	Vandy	Score	Diff	TTU
15:47	11 HOGGARD A 2pt FG fast break in the paint, driving layup made (13)	52-36	16	
15:47	99 MCGLOCKTON D assist (2)			
15:30				1 CAMERON M 2pt FG in the paint, layup missed
15:27	99 MCGLOCKTON D defensive rebound (9)			
15:19	11 HOGGARD A 3pt FG , jump shot missed			
15:18	99 MCGLOCKTON D offensive rebound (10)			
15:18	jump ball situation			
15:18	Timeout media			
15:18	4 HUFFMAN G substitution out			
15:18	11 HOGGARD A substitution out			
15:18	1 EDWARDS J substitution in			
15:18	3 TANNER T substitution in			
15:09	5 NICKEL T 3pt FG second chance, jump shot missed			
15:06				2 LAYTON K defensive rebound (1)
14:51	30 MANON C foul drawn (3)			5 JOHNSON JR. R foul offensive (2 - 3)
14:51				5 JOHNSON JR. R turnover offensive (3)
14:51	30 MANON C substitution out			
14:51	2 COLLINS M substitution in			
14:40	1 EDWARDS J 2pt FG from turnover in the paint, driving layup made (14)	54-36	18	
14:28	3 TANNER T steal (2)			10 SLATTEN G turnover lost ball (1)
14:23	3 TANNER T 2pt FG fast break from turnover in the paint, driving layup made (5)	56-36	20	
13:57				10 SLATTEN G 2pt FG outside the paint, turnaround jump shot missed
13:55				offensive rebound (19)
13:55	5 NICKEL T substitution out			
13:55	99 MCGLOCKTON D substitution out			
13:55	11 HOGGARD A substitution in			
13:55	22 CAREY J substitution in			
13:55				2 LAYTON K substitution out
13:55				5 JOHNSON JR. R substitution out
13:55				10 SLATTEN G substitution out
13:55				4 GLASGOW R substitution in
13:55				8 AJIBOYE O substitution in
13:55				34 CRAIG D substitution in
13:51				3 JOHNSON J 2pt FG second chance outside the paint, jump shot missed
13:48	22 CAREY J defensive rebound (4)			
13:42	2 COLLINS M 2pt FG in the paint, floating jump shot missed			
13:39				34 CRAIG D defensive rebound (1)
13:23				4 GLASGOW R 2pt FG in the paint, layup missed
13:23				34 CRAIG D offensive rebound (2)
13:23	3 TANNER T foul personal (1 - 2)			34 CRAIG D foul drawn (1)
13:17		56-38	18	34 CRAIG D 2pt FG second chance in the paint, hook shot made (2)
13:17				3 JOHNSON J assist (3)
12:57	1 EDWARDS J turnover bad pass (2)			
12:49		56-40	16	34 CRAIG D 2pt FG from turnover in the paint, layup made (4)
12:49				4 GLASGOW R assist (1)



Tennessee Tech at Vanderbilt

11/29/24 Memorial Gymnasium, Nashville, Tenn.
Vanderbilt vs. Tennessee Tech

Officials: Doug Shows, Olandis Poole, Jason Deering

Game Time	Vandy	Score	Diff	TTU
12:29	3 TANNER T 2pt FG outside the paint, jump shot missed			
12:26				3 JOHNSON J defensive rebound (3)
12:20				4 GLASGOW R 3pt FG , jump shot missed
12:17	2 COLLINS M defensive rebound (2)			
11:59	22 CAREY J 3pt FG , jump shot made (5)	59-40	19	
11:59	11 HOGGARD A assist (4)			
11:38		59-43	16	4 GLASGOW R 3pt FG , jump shot made (3)
11:38				34 CRAIG D assist (1)
11:16	22 CAREY J 3pt FG , jump shot missed			
11:13				3 JOHNSON J defensive rebound (4)
11:04				34 CRAIG D 2pt FG in the paint, jump shot missed
11:04	defensive rebound (33)			
11:04	Timeout media			
10:46	22 CAREY J 2pt FG in the paint, jump shot missed			
10:43				4 GLASGOW R defensive rebound (2)
10:32	22 CAREY J foul shooting (2 - 3)			4 GLASGOW R foul drawn (1)
10:32				4 GLASGOW R free throw 1 - 2 missed
10:32				offensive dead ball rebound (1)
10:32		59-44	15	4 GLASGOW R free throw 2 - 2 made (4)
10:14	2 COLLINS M 3pt FG , jump shot made (6)	62-44	18	
10:14	3 TANNER T assist (2)			
09:58				1 CAMERON M 3pt FG , jump shot missed
09:54	1 EDWARDS J defensive rebound (3)			
09:35	2 COLLINS M 2pt FG outside the paint, turnaround jump shot missed			
09:32	11 HOGGARD A offensive rebound (3)			
09:30	11 HOGGARD A 2pt FG second chance in the paint, layup missed			
09:28				3 JOHNSON J defensive rebound (5)
09:23				3 JOHNSON J 2pt FG in the paint, layup missed
09:19	3 TANNER T defensive rebound (3)			
09:16	11 HOGGARD A 2pt FG fast break in the paint, driving layup made (15)	64-44	20	
09:16	3 TANNER T assist (3)			
09:07				1 CAMERON M substitution out
09:07				12 SELLS M substitution in
09:05				4 GLASGOW R 2pt FG in the paint, layup blocked
09:05	22 CAREY J block (2)			
08:58				offensive rebound (26)
08:51				34 CRAIG D 2pt FG second chance in the paint, layup missed
08:48	3 TANNER T defensive rebound (4)			
08:41	2 COLLINS M 2pt FG in the paint, layup blocked			
08:41				34 CRAIG D block (1)
08:37				34 CRAIG D defensive rebound (3)
08:34		64-47	17	4 GLASGOW R 3pt FG fast break, jump shot made (7)
08:23	22 CAREY J 3pt FG , jump shot missed			
08:20				4 GLASGOW R defensive rebound (3)
08:14				4 GLASGOW R 2pt FG in the paint, layup missed
08:14				34 CRAIG D offensive rebound (4)
08:14		64-49	15	34 CRAIG D 2pt FG second chance in the paint, layup made (6)



Tennessee Tech at Vanderbilt

11/29/24 Memorial Gymnasium, Nashville, Tenn.
Vanderbilt vs. Tennessee Tech

Officials: Doug Shows, Olandis Poole, Jason Deering

Game Time	Vandy	Score	Diff	TTU
08:14	22 CAREY J foul shooting (3 - 4)			34 CRAIG D foul drawn (2)
08:14	2 COLLINS M substitution out			
08:14	3 TANNER T substitution out			
08:14	4 HUFFMAN G substitution in			
08:14	99 MCGLOCKTON D substitution in			
08:14				3 JOHNSON J substitution out
08:14				4 GLASGOW R substitution out
08:14				2 LAYTON K substitution in
08:14				11 STRONG G substitution in
08:12				34 CRAIG D free throw 1 - 1 missed
08:11	11 HOGGARD A defensive rebound (4)			
08:01	4 HUFFMAN G 3pt FG , jump shot missed			
07:57	99 MCGLOCKTON D offensive rebound (11)			
07:41	1 EDWARDS J 3pt FG second chance, jump shot missed			
07:37				11 STRONG G defensive rebound (1)
07:25				8 AJIBOYE O 2pt FG in the paint, layup missed
07:21				34 CRAIG D offensive rebound (5)
07:20	1 EDWARDS J steal (1)			34 CRAIG D turnover lost ball (1)
07:16	99 MCGLOCKTON D 2pt FG from turnover in the paint, layup missed			
07:13	99 MCGLOCKTON D offensive rebound (12)			
07:11	1 EDWARDS J 3pt FG from turnover second chance, jump shot missed			
07:08				34 CRAIG D defensive rebound (6)
06:49				34 CRAIG D 2pt FG in the paint, hook shot missed
06:46	99 MCGLOCKTON D defensive rebound (13)			
06:38	1 EDWARDS J foul drawn (2)			2 LAYTON K foul shooting (4 - 4)
06:38	Timeout media			
06:38	11 HOGGARD A substitution out			
06:38	22 CAREY J substitution out			
06:38	2 COLLINS M substitution in			
06:38	5 NICKEL T substitution in			
06:38				8 AJIBOYE O substitution out
06:38				34 CRAIG D substitution out
06:38				0 EGBUNIWE D substitution in
06:38				5 JOHNSON JR. R substitution in
06:38	1 EDWARDS J free throw 1 - 2 missed			
06:38	offensive dead ball rebound (2)			
06:38	1 EDWARDS J free throw 2 - 2 made (15)	65-49	16	
06:13				5 JOHNSON JR. R 2pt FG outside the paint, jump shot missed
06:13				12 SELLS M offensive rebound (1)
06:13	99 MCGLOCKTON D foul personal (1 - 5)			12 SELLS M foul drawn (1)
06:04				2 LAYTON K 3pt FG second chance, jump shot missed
06:01	1 EDWARDS J defensive rebound (4)			
05:44	2 COLLINS M 3pt FG , jump shot missed			
05:41	99 MCGLOCKTON D offensive rebound (14)			
05:40	99 MCGLOCKTON D 2pt FG second chance in the paint, layup made (3)	67-49	18	
05:15				0 EGBUNIWE D 3pt FG , jump shot missed
05:12	1 EDWARDS J defensive rebound (5)			



Tennessee Tech at Vanderbilt

11/29/24 Memorial Gymnasium, Nashville, Tenn.
Vanderbilt vs. Tennessee Tech

Game Time: 2:00 PM
Game Duration: 1:48
Attendance: 6,068

Officials: Doug Shows, Olandis Poole, Jason Deering

Game Time	Vandy	Score	Diff	TTU
04:56	4 HUFFMAN G 2pt FG outside the paint, turnaround jump shot made (6)	69-49	20	
04:41				2 LAYTON K 2pt FG in the paint, layup missed
04:37	4 HUFFMAN G defensive rebound (3)			
04:33	5 NICKEL T 3pt FG fast break, jump shot made (6)	72-49	23	
04:33	4 HUFFMAN G assist (1)			
04:12				2 LAYTON K turnover lost ball (1)
03:48	1 EDWARDS J 3pt FG from turnover, jump shot made (18)	75-49	26	
03:41		75-51	24	0 EGBUNIWE D 2pt FG fast break in the paint, layup made (7)
03:41				11 STRONG G assist (1)
03:41				Timeout 30 Sec
03:41	Timeout media			
03:41				0 EGBUNIWE D substitution out
03:41				2 LAYTON K substitution out
03:41				5 JOHNSON JR. R substitution out
03:41				4 GLASGOW R substitution in
03:41				8 AJIBOYE O substitution in
03:41				10 SLATTEN G substitution in
03:26	4 HUFFMAN G 2pt FG in the paint, driving layup made (8)	77-51	26	
03:21	4 HUFFMAN G steal (1)			4 GLASGOW R turnover lost ball (2)
03:17	1 EDWARDS J 2pt FG fast break from turnover in the paint, driving layup made (20)	79-51	28	
03:17	4 HUFFMAN G assist (2)			
02:53	4 HUFFMAN G foul shooting (2 - 6)			12 SELLS M foul drawn (2)
02:53		79-52	27	12 SELLS M free throw 1 - 2 made (1)
02:53	2 COLLINS M substitution out			
02:53	99 MCGLOCKTON D substitution out			
02:53	10 WILLIAMS J substitution in			
02:53	24 ROBERTS J substitution in			
02:53		79-53	26	12 SELLS M free throw 2 - 2 made (2)
02:27	1 EDWARDS J foul drawn (3)			4 GLASGOW R foul personal (3 - 5)
02:10	1 EDWARDS J 3pt FG , jump shot made (23)	82-53	29	
02:10	4 HUFFMAN G assist (3)			
02:00				4 GLASGOW R 3pt FG , jump shot missed
02:00				offensive rebound (34)
02:00	1 EDWARDS J substitution out			
02:00	4 HUFFMAN G substitution out			
02:00	5 NICKEL T substitution out			
02:00	7 CALTON G substitution in			
02:00	15 MESSER C substitution in			
02:00	25 KEEFFE M substitution in			
02:00				4 GLASGOW R substitution out
02:00				33 ZIMONJIC B substitution in
01:51				11 STRONG G 2pt FG second chance outside the paint, jump shot missed
01:48	10 WILLIAMS J defensive rebound (1)			
01:44	15 MESSER C 3pt FG , jump shot missed			
01:41				8 AJIBOYE O defensive rebound (2)
01:27				33 ZIMONJIC B turnover travel (1)
01:13	10 WILLIAMS J 3pt FG from turnover, jump shot made (3)	85-53	32	



Official Basketball Play by Play - Second Half

Tennessee Tech at Vanderbilt

11/29/24 Memorial Gymnasium, Nashville, Tenn.

Vanderbilt vs. Tennessee Tech

Game Time: 2:00 PM

Game Duration: 1:48

Attendance: 6,068

Officials: Doug Shows, Olandis Poole, Jason Deering

Game Time	Vandy	Score	Diff	TTU
01:13	15 MESSER C assist (1)			
00:56		85-56	29	10 SLATTEN G 3pt FG , jump shot made (5)
00:56				12 SELLS M assist (2)
00:45	15 MESSER C turnover bad pass (1)			8 AJIBOYE O steal (1)
00:40				10 SLATTEN G turnover bad pass (2)
00:21	25 KEEFFE M 2pt FG from turnover outside the paint, turnaround jump shot blocked			
00:21				8 AJIBOYE O block (1)
00:14	25 KEEFFE M offensive rebound (1)			
00:13	10 WILLIAMS J 3pt FG from turnover second chance, jump shot missed			
00:11	24 ROBERTS J offensive rebound (1)			
00:09	24 ROBERTS J 2pt FG from turnover second chance in the paint, driving layup made (2)	87-56	31	
END OF GAME				
Vandy 87-56 TTU				



Tennessee Tech at Vanderbilt

11/29/24 Memorial Gymnasium, Nashville, Tenn.
Vanderbilt vs. Tennessee Tech

Game Time: 2:00 PM
Game Duration: 1:48
Attendance: 6,068

Officials: Doug Shows, Olandis Poole, Jason Deering

Tennessee Tech - 26

NO.	Name	Min	FG			Rebounds			Fouls		TP	AS	TO	ST	Blocks		+/-
			M-A	3P	FT	OR	DR	TOT	PF	FD					BS	BA	
0	Daniel Egbuniwe	F 05:45	1-2	0-1	0-0	0	0	0	0	0	2	0	0	0	0	0	-10
5	Rodney Johnson Jr.	F 09:02	2-4	0-0	0-0	0	0	0	2	0	4	0	2	0	0	0	-20
1	Mekhi Cameron	G 10:53	0-2	0-1	0-0	0	0	0	0	0	0	0	0	0	0	0	-11
2	Kyle Layton	G 10:38	0-5	0-2	0-0	0	1	1	2	0	0	0	1	1	0	1	-20
3	Jaylon Johnson	G 11:46	1-4	0-0	0-0	0	3	3	0	1	2	1	0	0	0	0	-6
10	Grant Slatten	06:58	1-3	1-1	0-0	0	0	0	0	0	3	0	2	0	0	0	-17
4	Ray Glasgow	07:22	2-7	2-4	1-2	0	2	2	1	1	7	1	1	0	0	1	0
8	Ola Ajiboye	10:58	0-1	0-0	0-0	0	1	1	0	0	0	0	0	1	1	0	-2
34	David Craig	07:17	3-6	0-0	0-1	3	3	6	0	2	6	1	1	0	1	0	5
12	Matthew Sells	09:07	0-0	0-0	2-2	1	0	1	0	2	2	1	0	0	0	0	-11
11	Grant Strong	08:14	0-1	0-0	0-0	0	1	1	0	0	0	1	0	0	0	0	-16
33	Bogdan Zimonjic	02:00	0-0	0-0	0-0	0	0	0	0	0	0	0	1	0	0	0	-2
Team						4	1	5			0		0				
Totals			10-35	3-9	3-5	8	12	20	5	6	26	5	8	2	2	2	-22

Shooting By Period		
2nd FG%	10-35	28.6%
3PT%	3-9	33.3%
FT%	3-5	60%
GM FG%	10-35	28.6%
3PT%	3-9	33.3%
FT%	3-5	60.0%

Dead Ball Rebounds: 1, 0

Technical Fouls::NONE

Vanderbilt - 48

NO.	Name	Min	FG			Rebounds			Fouls		TP	AS	TO	ST	Blocks		+/-
			M-A	3P	FT	OR	DR	TOT	PF	FD					BS	BA	
5	Tyler Nickel	F 10:43	1-2	1-2	0-0	0	0	0	0	0	3	0	0	0	0	0	25
99	Devin McGlockton	F 11:26	1-3	0-1	0-0	4	5	9	1	0	2	1	0	0	0	0	23
4	Grant Huffman	G 10:56	2-3	0-1	0-0	0	1	1	2	0	4	3	0	1	0	0	21
11	A.J. Hoggard	G 11:59	4-6	1-2	2-2	1	2	3	0	1	11	2	2	1	0	0	2
30	Chris Manon	G 05:09	1-1	0-0	2-2	0	1	1	0	2	4	0	0	0	1	0	7
1	Jason Edwards	13:18	4-6	2-4	1-2	0	3	3	0	2	11	0	1	1	0	0	13
3	Tyler Tanner	07:04	1-2	0-0	0-0	0	2	2	1	0	2	2	0	1	0	0	-1
2	MJ Collins	10:22	1-5	1-2	0-0	0	1	1	0	0	3	0	0	0	0	1	11
22	Jaylen Carey	07:17	1-4	1-3	0-0	0	1	1	2	0	3	0	0	0	1	0	-5
10	Jordan Williams	02:53	1-2	1-2	0-0	0	1	1	0	0	3	0	0	0	0	0	4
24	JaQualon "JQ" Roberts	02:53	1-1	0-0	0-0	1	0	1	0	0	2	0	0	0	0	0	4
7	Graham Calton	02:00	0-0	0-0	0-0	0	0	0	0	0	0	0	0	0	0	0	2
15	Coleson Messer	02:00	0-1	0-1	0-0	0	0	0	0	0	0	1	1	0	0	0	2
25	Miles Keeffe	02:00	0-1	0-0	0-0	1	0	1	0	0	0	0	0	0	0	1	2
Team						0	1	1			0		0				
Totals			18-37	7-18	5-6	7	18	25	6	5	48	9	4	4	2	2	22

Shooting By Period		
2nd FG%	18-37	48.6%
3PT%	7-18	38.9%
FT%	5-6	83.3%
GM FG%	18-37	48.6%
3PT%	7-18	38.9%
FT%	5-6	83.3%

Dead Ball Rebounds: 1, 0

Technical Fouls::NONE

	TTU	Vandy
Biggest lead	0 (1 st 20:00)	32 (2 nd 1:13)
Best Scoring Run	5(2 nd 8:14)	11(2 nd 14:23)
Lead Changes	0	
Times Tied	0	
Time with Lead	00:00	19:41

Points from	TTU	Vandy
Turnovers	2	14
Paint	10	20
Second Chance	4	4
Fast Breaks	5	16
Bench	18	24

	Period by Period Scoring		
	1st	2nd	TOT
TTU	30	26	56
Vandy	39	48	87

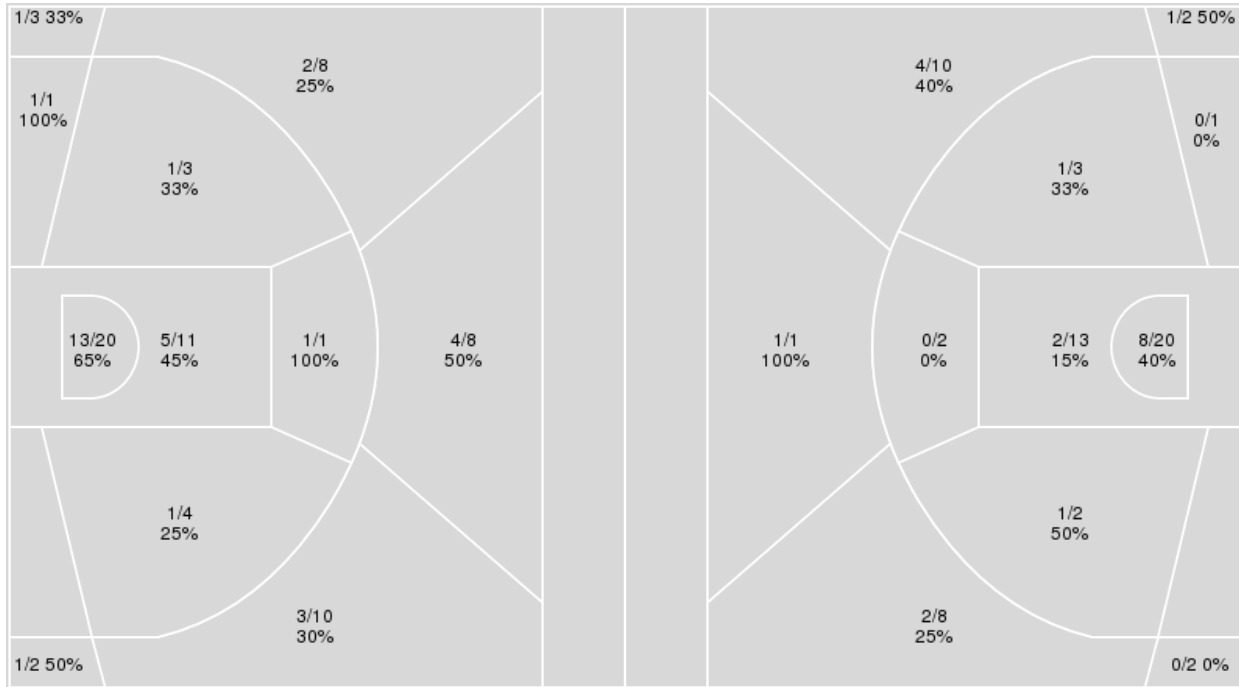


Officials: Doug Shows, Olandis Poole, Jason Deering

{ Players => 0, 1, 2, 3, 4, 5, 7, 10, 11, 12, 15, 21, 22, 24, 25, 30, 33, 99; { Players => All; } FG Types => All; Results => All;
 } FG Types => All; Results => All;

Vanderbilt

Tennessee Tech



Vanderbilt	M/A	%
Field Goals	33/71	46
2 Points	22/40	55
3 Points	11/31	35
Free Throws	10/12	83

Tennessee Tech	M/A	%
Field Goals	20/64	31
2 Points	12/41	29
3 Points	8/23	35
Free Throws	8/10	80



Tennessee Tech at Vanderbilt

11/29/24 Memorial Gymnasium, Nashville, Tenn.
Vanderbilt vs. Tennessee Tech

Game Time: 2:00 PM
Game Duration: 1:48
Attendance: 6,068

Officials: Doug Shows, Olandis Poole, Jason Deering

Tennessee Tech

No	Name	Mins		Score		Points Diff		Points per Min		Assists		Rebounds		Steals		Turnovers	
		On	Off	On	Off	On	Off	On	Off	On	Off	On	Off	On	Off	On	Off
0	Daniel Egbuniwe	20:40	19:20	31 - 43	25 - 44	-12	-19	1.50	1.29	7	4	16	19	4	1	8	7
1	Mekhi Cameron	24:17	15:43	36 - 49	20 - 38	-13	-18	1.48	1.27	8	3	22	13	2	3	7	8
2	Kyle Layton	28:16	11:44	34 - 62	22 - 25	-28	-3	1.20	1.88	7	4	20	15	4	1	12	3
3	Jaylon Johnson	31:11	08:49	49 - 64	7 - 23	-15	-16	1.57	0.79	9	2	29	6	4	1	10	5
4	Ray Glasgow	12:35	27:25	22 - 28	34 - 59	-6	-25	1.75	1.24	3	8	15	20	1	4	4	11
5	Rodney Johnson Jr.	23:26	16:34	33 - 55	23 - 32	-22	-9	1.41	1.39	6	5	16	19	4	1	10	5
8	Ola Ajiboye	15:24	24:36	21 - 30	35 - 57	-9	-22	1.36	1.42	5	6	18	17	1	4	5	10
10	Grant Slatten	12:03	27:57	12 - 36	44 - 51	-24	-7	1.00	1.57	1	10	6	29	1	4	6	9
11	Grant Strong	08:14	31:46	7 - 23	49 - 64	-16	-15	0.85	1.54	2	9	6	29	1	4	5	10
12	Matthew Sells	13:27	26:33	17 - 30	39 - 57	-13	-18	1.26	1.47	3	8	12	23	2	3	5	10
33	Bogdan Zimonjic	02:00	38:00	3 - 5	53 - 82	-2	-29	1.50	1.39	1	10	1	34	1	4	2	13
34	David Craig	08:27	31:33	15 - 10	41 - 77	5	-36	1.78	1.30	3	8	14	21	0	5	1	14

Vanderbilt

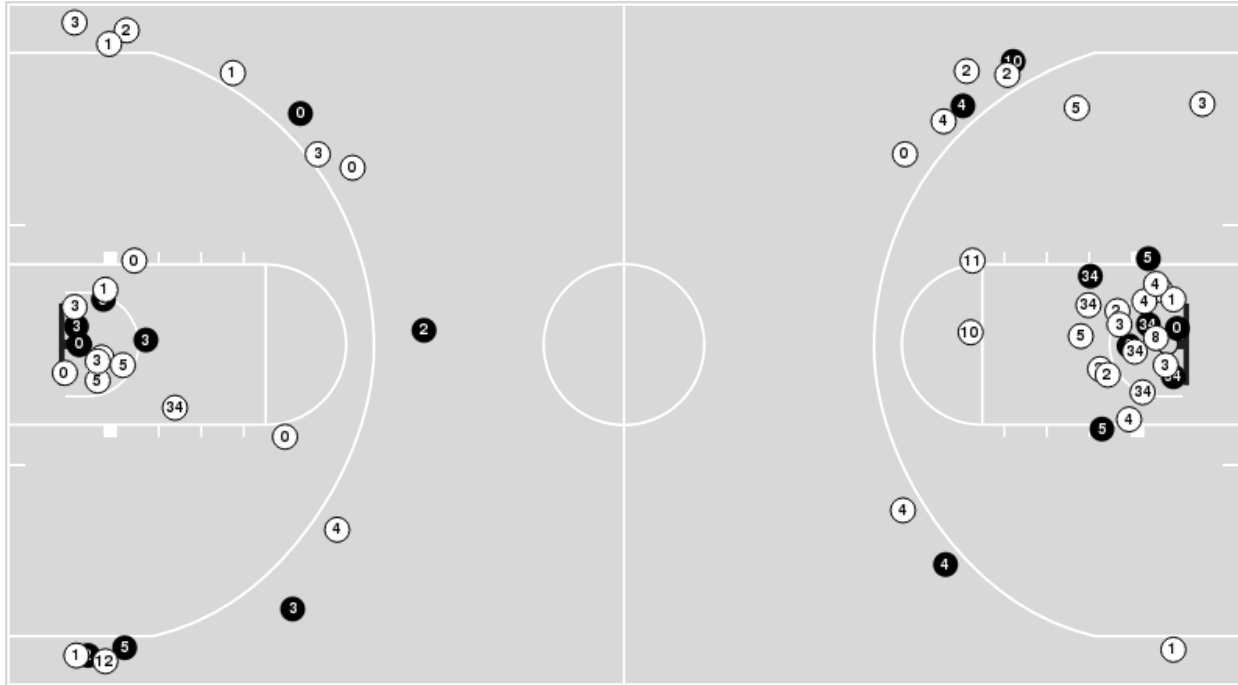
No	Name	Mins		Score		Points Diff		Points per Min		Assists		Rebounds		Steals		Turnovers	
		On	Off	On	Off	On	Off	On	Off	On	Off	On	Off	On	Off	On	Off
1	Jason Edwards	23:37	16:23	54 - 30	33 - 26	24	7	2.29	2.01	9	7	30	18	6	2	5	4
2	MJ Collins	20:01	19:59	45 - 29	42 - 27	16	15	2.25	2.10	7	9	26	22	2	6	4	5
3	Tyler Tanner	19:41	20:19	40 - 29	47 - 27	11	20	2.03	2.31	7	9	26	22	4	4	5	4
4	Grant Huffman	23:00	16:60	52 - 30	35 - 26	22	9	2.26	2.06	10	6	26	22	7	1	4	5
5	Tyler Nickel	20:44	19:16	50 - 27	37 - 29	23	8	2.41	1.92	9	7	20	28	4	4	5	4
7	Graham Calton	02:00	38:00	5 - 3	82 - 53	2	29	2.50	2.16	1	15	3	45	0	8	1	8
10	Jordan Williams	02:53	37:07	8 - 4	79 - 52	4	27	2.77	2.13	2	14	3	45	0	8	1	8
11	A.J. Hoggard	22:26	17:34	40 - 37	47 - 19	3	28	1.78	2.68	10	6	25	23	3	5	4	5
15	Coleson Messer	02:00	38:00	5 - 3	82 - 53	2	29	2.50	2.16	1	15	3	45	0	8	1	8
22	Jaylen Carey	13:33	26:27	21 - 20	66 - 36	1	30	1.55	2.50	5	11	20	28	1	7	2	7
24	JaQualon "JQ" Roberts	04:42	35:18	10 - 8	77 - 48	2	29	2.13	2.18	2	14	6	42	0	8	1	8
25	Miles Keeffe	02:00	38:00	5 - 3	82 - 53	2	29	2.50	2.16	1	15	3	45	0	8	1	8
30	Chris Manon	17:59	22:01	38 - 29	49 - 27	9	22	2.11	2.23	6	10	19	29	5	3	4	5
99	Devin McGlockton	25:24	14:36	62 - 28	25 - 28	34	-3	2.44	1.71	10	6	30	18	8	0	7	2



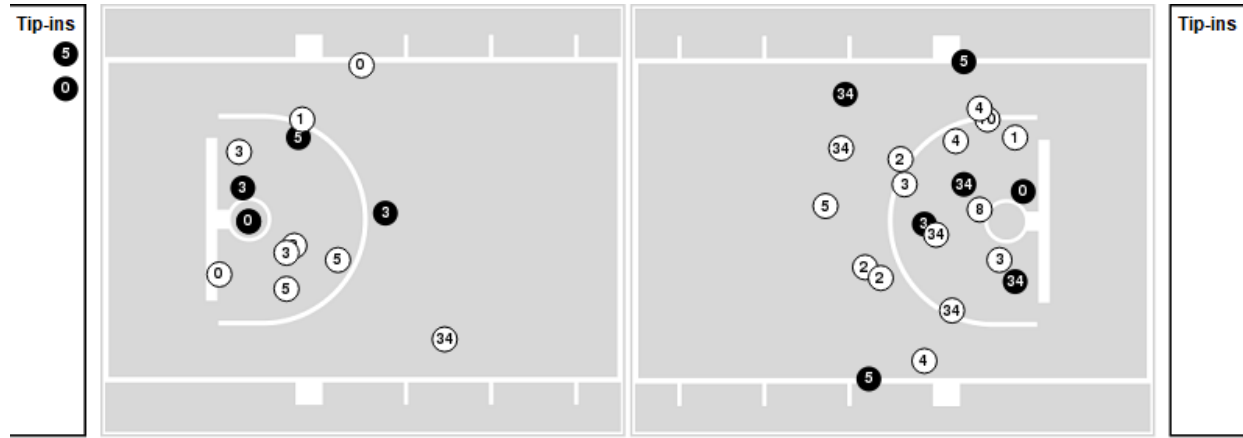
Officials: Doug Shows, Olandis Poole, Jason Deering

Players => AllFG Types=>AllResults=>All
Tennessee Tech

All Field Goals



Blow Up Chart



● Made ○ Missed N - Player Number

Tennessee Tech	M/A	%
Field Goals	20/64	31
2 Points	12/41	29
3 Points	8/23	35
Free Throws	8/10	80

Tennessee Tech	M/A	%
Points in the Paint	20 (10 / 33)	30
Fast Break Points	5 (2/2)	100
Second Chance Points	8 (4/10)	40
Effective FG%	38	

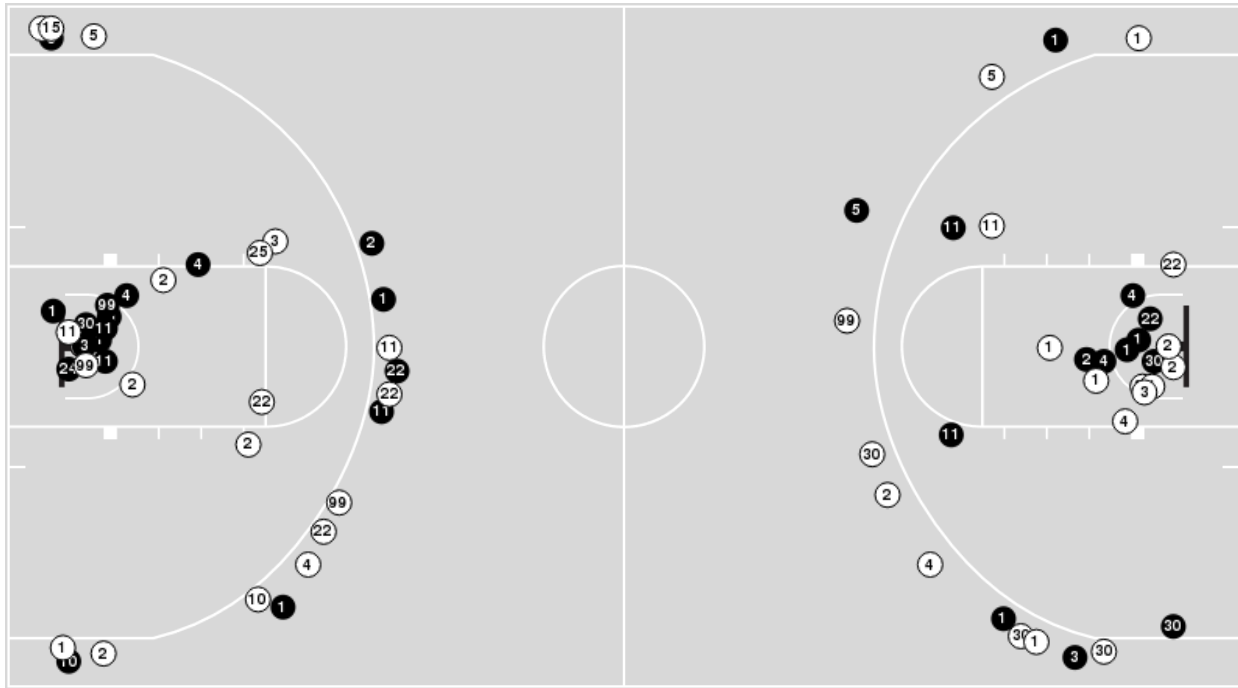


Officials: Doug Shows, Olandis Poole, Jason Deering

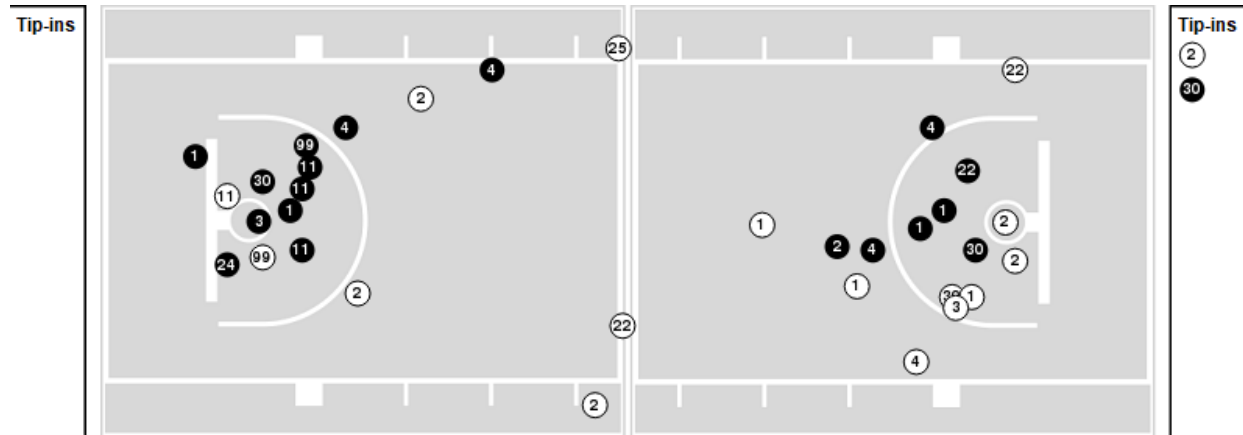
Players => 0, 1, 2, 3, 4, 5, 7, 10, 11, 12, 15, 21, 22, 24, 25, 30, 33, 99FG Types=>AllResults=>All

Vanderbilt

All Field Goals



Blow Up Chart



● Made ○ Missed N - Player Number

Vanderbilt	M/A	%
Field Goals	33/71	46
2 Points	22/40	55
3 Points	11/31	35
Free Throws	10/12	83

Vanderbilt	M/A	%
Points in the Paint	36 (18 / 31)	58
Fast Break Points	23 (10/10)	100
Second Chance Points	14 (7/15)	47
Effective FG%	54	



Tennessee Tech at Vanderbilt

11/29/24 Memorial Gymnasium, Nashville, Tenn.
Vanderbilt vs. Tennessee Tech

Officials: Doug Shows, Olandis Poole, Jason Deering

Tennessee Tech

Lineup	Quarter On	Time On	Quarter Off	Time Off	Time on Court	Score	Score Diff	Reb	Stl	Tov	Ass	PPP
0- Egbuniwe D/ 1- Cameron M/ 2- Layton K/ 3- Johnson J/ 5- Johnson Jr. R/	1	20:00	1	16:13	03:47	8-7	1	3	1	2	3	1.3333
0- Egbuniwe D/ 1- Cameron M/ 2- Layton K/ 3- Johnson J/ 8- Ajiboye O/	1	16:13	1	13:50	02:23	3-4	-1	3	0	1	1	0.7500
2- Layton K/ 3- Johnson J/ 4- Glasgow R/ 8- Ajiboye O/ 10- Slatten G/	1	13:50	1	11:47	02:03	0-6	-6	0	0	0	0	0.0000
0- Egbuniwe D/ 1- Cameron M/ 3- Johnson J/ 4- Glasgow R/ 5- Johnson Jr. R/	1	11:47	1	09:59	01:48	4-3	1	3	0	0	0	1.3333
0- Egbuniwe D/ 1- Cameron M/ 2- Layton K/ 3- Johnson J/ 5- Johnson Jr. R/	1	09:59	1	08:44	01:15	3-2	1	1	0	0	1	1.5000
1- Cameron M/ 2- Layton K/ 3- Johnson J/ 10- Slatten G/ 34- Craig D/	1	08:44	1	07:34	01:10	2-2	0	1	0	0	0	1.0638
1- Cameron M/ 2- Layton K/ 3- Johnson J/ 5- Johnson Jr. R/ 10- Slatten G/	1	07:34	1	05:42	01:52	2-4	-2	1	0	1	0	0.6944
2- Layton K/ 3- Johnson J/ 4- Glasgow R/ 5- Johnson Jr. R/ 10- Slatten G/	1	05:42	1	05:42	00:00	1-0	1	0	0	0	0	2.2727
0- Egbuniwe D/ 2- Layton K/ 3- Johnson J/ 4- Glasgow R/ 5- Johnson Jr. R/	1	05:42	1	04:20	01:22	2-4	-2	1	1	3	0	0.5000
0- Egbuniwe D/ 2- Layton K/ 3- Johnson J/ 5- Johnson Jr. R/ 12- Sells M/	1	04:20	1	01:09	03:11	5-5	0	2	1	0	1	1.0000
0- Egbuniwe D/ 1- Cameron M/ 2- Layton K/ 5- Johnson Jr. R/ 12- Sells M/	1	01:09	1	00:34	00:35	0-0	0	0	0	0	0	0.0000
0- Egbuniwe D/ 1- Cameron M/ 3- Johnson J/ 5- Johnson Jr. R/ 12- Sells M/	1	00:34	2	20:00	00:34	0-2	-2	0	0	0	0	0.0000
0- Egbuniwe D/ 1- Cameron M/ 2- Layton K/ 3- Johnson J/ 5- Johnson Jr. R/	2	20:00	2	17:12	02:48	4-5	-1	2	1	1	0	0.6667
1- Cameron M/ 2- Layton K/ 3- Johnson J/ 5- Johnson Jr. R/ 10- Slatten G/	2	17:12	2	13:55	03:17	2-12	-10	2	0	2	0	0.3333
1- Cameron M/ 3- Johnson J/ 4- Glasgow R/ 8- Ajiboye O/ 34- Craig D/	2	13:55	2	09:07	04:48	8-8	0	6	0	0	3	0.9009
3- Johnson J/ 4- Glasgow R/ 8- Ajiboye O/ 12- Sells M/ 34- Craig D/	2	09:07	2	08:14	00:53	5-0	5	4	0	0	0	1.6667
2- Layton K/ 8- Ajiboye O/ 11- Strong G/ 12- Sells M/ 34- Craig D/	2	08:14	2	06:38	01:36	0-0	0	3	0	1	0	0.0000
0- Egbuniwe D/ 2- Layton K/ 5- Johnson Jr. R/ 11- Strong G/ 12- Sells M/	2	06:38	2	03:41	02:57	2-11	-9	1	0	1	1	0.4000
4- Glasgow R/ 8- Ajiboye O/ 10- Slatten G/ 11- Strong G/ 12- Sells M/	2	03:41	2	02:00	01:41	2-7	-5	1	0	1	0	1.0638
8- Ajiboye O/ 10- Slatten G/ 11- Strong G/ 12- Sells M/ 33- Zimonjic B/	2	02:00	2	00:00	02:00	3-5	-2	1	1	2	1	0.7500



Tennessee Tech at Vanderbilt

11/29/24 Memorial Gymnasium, Nashville, Tenn.
Vanderbilt vs. Tennessee Tech

Game Time: 2:00 PM
Game Duration: 1:48
Attendance: 6,068

Officials: Doug Shows, Olandis Poole, Jason Deering

Vanderbilt

Lineup	Quarter On	Time On	Quarter Off	Time Off	Time on Court	Score	Score Diff	Reb	Stl	Tov	Ass	PPP
4- Huffman G/ 5- Nickel T/ 11- Hoggard A/ 30- Manon C/ 99- McGlockton D/	1	20:00	1	13:50	06:10	11-11	0	3	1	1	3	1.1000
1- Edwards J/ 2- Collins M/ 3- Tanner T/ 22- Carey J/ 99- McGlockton D/	1	13:50	1	11:47	02:03	6-0	6	4	0	1	1	2.0000
1- Edwards J/ 2- Collins M/ 3- Tanner T/ 22- Carey J/ 30- Manon C/	1	11:47	1	09:59	01:48	3-4	-1	2	0	0	0	1.2295
2- Collins M/ 3- Tanner T/ 11- Hoggard A/ 22- Carey J/ 30- Manon C/	1	09:59	1	08:54	01:05	2-3	-1	1	0	0	0	1.0000
2- Collins M/ 3- Tanner T/ 5- Nickel T/ 11- Hoggard A/ 22- Carey J/	1	08:54	1	08:11	00:43	2-0	2	1	0	0	1	2.0000
2- Collins M/ 4- Huffman G/ 5- Nickel T/ 11- Hoggard A/ 22- Carey J/	1	08:11	1	07:34	00:37	0-0	0	1	0	0	0	0.0000
2- Collins M/ 4- Huffman G/ 5- Nickel T/ 11- Hoggard A/ 99- McGlockton D/	1	07:34	1	06:58	00:36	0-3	-3	0	0	0	0	0.0000
1- Edwards J/ 3- Tanner T/ 4- Huffman G/ 11- Hoggard A/ 99- McGlockton D/	1	06:58	1	05:42	01:16	4-1	3	1	0	0	1	2.7778
1- Edwards J/ 3- Tanner T/ 4- Huffman G/ 30- Manon C/ 99- McGlockton D/	1	05:42	1	04:36	01:06	4-1	3	1	3	1	1	1.0000
1- Edwards J/ 3- Tanner T/ 4- Huffman G/ 24- Roberts J/ 30- Manon C/	1	04:36	1	02:47	01:49	2-4	-2	3	0	0	0	0.6667
1- Edwards J/ 2- Collins M/ 3- Tanner T/ 30- Manon C/ 99- McGlockton D/	1	02:47	1	02:47	00:00	1-0	1	0	0	0	0	2.2727
1- Edwards J/ 2- Collins M/ 3- Tanner T/ 5- Nickel T/ 99- McGlockton D/	1	02:47	1	00:52	01:54	2-3	-1	4	0	2	0	0.6667
2- Collins M/ 3- Tanner T/ 4- Huffman G/ 30- Manon C/ 99- McGlockton D/	1	00:52	1	00:34	00:18	0-0	0	1	0	0	0	0.0000
1- Edwards J/ 2- Collins M/ 3- Tanner T/ 30- Manon C/ 99- McGlockton D/	1	00:34	1	00:11	00:22	2-0	2	0	0	0	0	2.2727
2- Collins M/ 3- Tanner T/ 4- Huffman G/ 30- Manon C/ 99- McGlockton D/	1	00:11	2	20:00	00:11	0-0	0	1	0	0	0	0.0000
4- Huffman G/ 5- Nickel T/ 11- Hoggard A/ 30- Manon C/ 99- McGlockton D/	2	20:00	2	15:18	04:42	13-6	7	7	1	2	2	1.4840
1- Edwards J/ 3- Tanner T/ 5- Nickel T/ 30- Manon C/ 99- McGlockton D/	2	15:18	2	14:51	00:27	0-0	0	0	0	0	0	0.0000
1- Edwards J/ 2- Collins M/ 3- Tanner T/ 5- Nickel T/ 99- McGlockton D/	2	14:51	2	13:55	00:56	4-0	4	0	1	0	0	2.0000
1- Edwards J/ 2- Collins M/ 3- Tanner T/ 11- Hoggard A/ 22- Carey J/	2	13:55	2	08:14	05:41	8-13	-5	7	0	1	3	0.7273
1- Edwards J/ 4- Huffman G/ 11- Hoggard A/ 22- Carey J/ 99- McGlockton D/	2	08:14	2	06:38	01:36	0-0	0	4	1	0	0	0.0000
1- Edwards J/ 2- Collins M/ 4- Huffman G/ 5- Nickel T/ 99- McGlockton D/	2	06:38	2	02:53	03:45	15-3	12	4	1	0	2	2.1802
1- Edwards J/ 4- Huffman G/ 5- Nickel T/ 10- Williams J/ 24- Roberts J/	2	02:53	2	02:00	00:53	3-1	2	0	0	0	1	3.0000
7- Calton G/ 10- Williams J/ 15- Messer C/ 24- Roberts J/ 25- Keeffe M/	2	02:00	2	00:00	02:00	5-3	2	3	0	1	1	1.2500



Officials: Doug Shows, Olandis Poole, Jason Deering

Tennessee Tech

Lineup	Time	Score	Score Diff	Pts/Min	Reb	Stl	Tov	Ass	PPP
0- Egbuniwe D/ 1- Cameron M/ 2- Layton K/ 3- Johnson J/ 5- Johnson Jr. R/	07:50	15-14	1	1.9149	6	2	3	4	1.0714
1- Cameron M/ 2- Layton K/ 3- Johnson J/ 5- Johnson Jr. R/ 10- Slatten G/	05:09	4-16	-12	0.7767	3	0	3	0	0.4505
1- Cameron M/ 3- Johnson J/ 4- Glasgow R/ 8- Ajiboye O/ 34- Craig D/	04:48	8-8	0	1.6667	6	0	0	3	0.9009
0- Egbuniwe D/ 2- Layton K/ 3- Johnson J/ 5- Johnson Jr. R/ 12- Sells M/	03:11	5-5	0	1.5707	2	1	0	1	1.0000
0- Egbuniwe D/ 2- Layton K/ 5- Johnson Jr. R/ 11- Strong G/ 12- Sells M/	02:57	2-11	-9	0.6780	1	0	1	1	0.4000
0- Egbuniwe D/ 1- Cameron M/ 2- Layton K/ 3- Johnson J/ 8- Ajiboye O/	02:23	3-4	-1	1.2587	3	0	1	1	0.7500
2- Layton K/ 3- Johnson J/ 4- Glasgow R/ 8- Ajiboye O/ 10- Slatten G/	02:03	0-6	-6	0.0000	0	0	0	0	0.0000
8- Ajiboye O/ 10- Slatten G/ 11- Strong G/ 12- Sells M/ 33- Zimonjic B/	02:00	3-5	-2	1.5000	1	1	2	1	0.7500
0- Egbuniwe D/ 1- Cameron M/ 3- Johnson J/ 4- Glasgow R/ 5- Johnson Jr. R/	01:48	4-3	1	2.2222	3	0	0	0	1.3333
4- Glasgow R/ 8- Ajiboye O/ 10- Slatten G/ 11- Strong G/ 12- Sells M/	01:41	2-7	-5	1.1881	1	0	1	0	1.0638
2- Layton K/ 8- Ajiboye O/ 11- Strong G/ 12- Sells M/ 34- Craig D/	01:36	0-0	0	0.0000	3	0	1	0	0.0000
0- Egbuniwe D/ 2- Layton K/ 3- Johnson J/ 4- Glasgow R/ 5- Johnson Jr. R/	01:22	2-4	-2	1.4634	1	1	3	0	0.5000
1- Cameron M/ 2- Layton K/ 3- Johnson J/ 10- Slatten G/ 34- Craig D/	01:10	2-2	0	1.7143	1	0	0	0	1.0638
3- Johnson J/ 4- Glasgow R/ 8- Ajiboye O/ 12- Sells M/ 34- Craig D/	00:53	5-0	5	5.6604	4	0	0	0	1.6667
0- Egbuniwe D/ 1- Cameron M/ 2- Layton K/ 5- Johnson Jr. R/ 12- Sells M/	00:35	0-0	0	0.0000	0	0	0	0	0.0000
0- Egbuniwe D/ 1- Cameron M/ 3- Johnson J/ 5- Johnson Jr. R/ 12- Sells M/	00:34	0-2	-2	0.0000	0	0	0	0	0.0000
2- Layton K/ 3- Johnson J/ 4- Glasgow R/ 5- Johnson Jr. R/ 10- Slatten G/	00:00	1-0	1	∞	0	0	0	0	2.2727



Officials: Doug Shows, Olandis Poole, Jason Deering

Vanderbilt

Lineup	Time	Score	Score Diff	Pts/Min	Reb	Stl	Tov	Ass	PPP
4- Huffman G/ 5- Nickel T/ 11- Hoggard A/ 30- Manon C/ 99- McGlockton D/	10:52	24-17	7	2.2086	10	2	3	5	1.2793
1- Edwards J/ 2- Collins M/ 3- Tanner T/ 11- Hoggard A/ 22- Carey J/	05:41	8-13	-5	1.4076	7	0	1	3	0.7273
1- Edwards J/ 2- Collins M/ 4- Huffman G/ 5- Nickel T/ 99- McGlockton D/	03:45	15-3	12	4.0000	4	1	0	2	2.1802
1- Edwards J/ 2- Collins M/ 3- Tanner T/ 5- Nickel T/ 99- McGlockton D/	02:50	6-3	3	2.1102	4	1	2	0	1.2000
1- Edwards J/ 2- Collins M/ 3- Tanner T/ 22- Carey J/ 99- McGlockton D/	02:03	6-0	6	2.9268	4	0	1	1	2.0000
7- Calton G/ 10- Williams J/ 15- Messer C/ 24- Roberts J/ 25- Keeffe M/	02:00	5-3	2	2.5000	3	0	1	1	1.2500
1- Edwards J/ 3- Tanner T/ 4- Huffman G/ 24- Roberts J/ 30- Manon C/	01:49	2-4	-2	1.1009	3	0	0	0	0.6667
1- Edwards J/ 2- Collins M/ 3- Tanner T/ 22- Carey J/ 30- Manon C/	01:48	3-4	-1	1.6667	2	0	0	0	1.2295
1- Edwards J/ 4- Huffman G/ 11- Hoggard A/ 22- Carey J/ 99- McGlockton D/	01:36	0-0	0	0.0000	4	1	0	0	0.0000
1- Edwards J/ 3- Tanner T/ 4- Huffman G/ 11- Hoggard A/ 99- McGlockton D/	01:16	4-1	3	3.1579	1	0	0	1	2.7778
1- Edwards J/ 3- Tanner T/ 4- Huffman G/ 30- Manon C/ 99- McGlockton D/	01:06	4-1	3	3.6364	1	3	1	1	1.0000
2- Collins M/ 3- Tanner T/ 11- Hoggard A/ 22- Carey J/ 30- Manon C/	01:05	2-3	-1	1.8462	1	0	0	0	1.0000
1- Edwards J/ 4- Huffman G/ 5- Nickel T/ 10- Williams J/ 24- Roberts J/	00:53	3-1	2	3.3962	0	0	0	1	3.0000
2- Collins M/ 3- Tanner T/ 5- Nickel T/ 11- Hoggard A/ 22- Carey J/	00:43	2-0	2	2.7907	1	0	0	1	2.0000
2- Collins M/ 4- Huffman G/ 5- Nickel T/ 11- Hoggard A/ 22- Carey J/	00:37	0-0	0	0.0000	1	0	0	0	0.0000
2- Collins M/ 4- Huffman G/ 5- Nickel T/ 11- Hoggard A/ 99- McGlockton D/	00:36	0-3	-3	0.0000	0	0	0	0	0.0000
2- Collins M/ 3- Tanner T/ 4- Huffman G/ 30- Manon C/ 99- McGlockton D/	00:30	0-0	0	0.0000	2	0	0	0	0.0000
1- Edwards J/ 3- Tanner T/ 5- Nickel T/ 30- Manon C/ 99- McGlockton D/	00:27	0-0	0	0.0000	0	0	0	0	0.0000
1- Edwards J/ 2- Collins M/ 3- Tanner T/ 30- Manon C/ 99- McGlockton D/	00:22	3-0	3	8.0717	0	0	0	0	2.2727