



6 SEC TOURNAMENT CHAMPIONSHIPS • 28 NCAA TOURNAMENTS • 1 FINAL FOUR • 5 ELITE EIGHTS • 14 SWEET SIXTEENS

VANDERBILT

WOMEN'S BASKETBALL

2024-25 GAME NOTES • GAME 8 • vs. MICHIGAN STATE - ACRISURE CLASSIC

2024-25 SCHEDULE

Overall: 7-0 | SEC: 0-0

Home: 5-0 | Away: 1-0 | Neutral: 1-0

'23-24 NET Ranking: 55 | Streak: W-7

NOVEMBER (7-0)

4	Lipscomb	Win	102-50
8	Austin Peay	Win	93-37
14	at South Florida	Win	62-49
17	Butler	Win	81-52
20	Hampton	Win	94-45
22	Samford	Win	104-59
26	vs. Arizona ^A	Win	71-60
27	vs. Michigan State ^A	3:30 p.m.	TruTV/HBO Max

DECEMBER (0-0)

1	Appalachian State	2 p.m.	SEC Network+
4	at Miami [#]	4 p.m.	ACC Network
14	Evansville	2 p.m.	SEC Network+
19	at Dayton	6 p.m.	ESPN+
21	West Georgia	11 a.m.	SEC Network+
29	Alabama A&M	11 a.m.	SEC Network

JANUARY (0-0)

2	Georgia*	6:30 p.m.	SEC Network+
5	Kentucky*	2 p.m.	SEC Network+
9	at Ole Miss*	6:30 p.m.	SEC Network+
11	at LSU*	6 p.m.	SEC Network
19	Tennessee*	2 p.m.	SEC Network+
23	Arkansas*	6:30 p.m.	SEC Network+
26	at Alabama*	1 p.m.	SEC Network
30	at Florida*	6 p.m.	SEC Network+

FEBRUARY (0-0)

2	Ole Miss*	2 p.m.	SEC Network+
6	at Texas*	8 p.m.	SEC Network
13	Mississippi State*	8 p.m.	SEC Network
16	at Auburn*	3 p.m.	SEC Network
20	at Oklahoma*	6 p.m.	SEC Network+
23	South Carolina*	2 p.m.	SEC Network+
27	Texas A&M*	6:30 p.m.	SEC Network+

MARCH (0-0)

2	at Missouri*	2 p.m.	SEC Network+
6-9	SEC Tournament	TBD	TBD

All times Central • Home games in bold • Neutral games in italics

*SEC game • ^AAcrisure Classic (Palm Springs, Calif.) • [#]SEC/ACC Challenge • %SEC Tournament

Rankings: AP/Coaches • All games times and dates are subject to change

GAME 8



VANDERBILT (RV/--) (7-0, 0-0 SEC)

vs. **MICHIGAN ST. (RV/RV)** (7-0, 0-0 Big Ten)



WEDNESDAY, NOV. 27

3:30 p.m. CT



PALM SPRINGS, CALIF.

Acrisure Arena (11,000)



TRU TV & HBO MAX

Cindy Brunson • Christy Winters-Scott •

Autumn Johnson



94.9 THE FAN

Vanderbilt Athletics App • Jake Lyman

STARTING FIVE

>> Vanderbilt heads into the championship game of the Acrisure Classic sporting an unblemished 7-0 record after posting a 71-60 win over Arizona on Tuesday. The Commodores got a pair of 20-point performances from sophomore Khamil Pierre (25 points) and freshman Mikayla Blakes (23 points) in the victory. It is the fourth time this season that the duo have scored 20 or more points in the same game. Pierre added 15 rebounds to post her sixth double-double of the season. She also collected a career-best seven steals against the Wildcats.

>> The Commodores are among 39 undefeated teams remaining in NCAA Division I. Vandy is seeking its first 8-0 start since the 2011-12 season.

>> Vanderbilt and Michigan State will meet for the fourth time on the hardwood this Tuesday. The Spartans own a 2-1 record against the Commodores, winning the first meeting on Jan. 15, 1997, in East Lansing, Michigan (83-51), then Vanderbilt posted a 63-51 victory in Nashville on Dec. 3, 1997. The last matchup came on in the Sweet 16 of the 2005 NCAA Tournament, where MSU posted a 76-64 win over the Dores in Kansas City on March 27, 2005.

>> Vandy is 41-13 overall against nonconference teams under head coach Shea Ralph. Vanderbilt will take on Michigan State for the first time in the Ralph era.

>> Wednesday's game will bring an end to a 13-day stretch where the Commodores played six games. The stretch started on Nov. 17 with a 62-49 win at South Florida. Vanderbilt returned home and posted wins over Butler, (Nov. 17, 81-52), Hampton (Nov. 20, 94-45), and Samford (Nov. 22, 104-59) then knocked off Arizona, 71-60, in game one of the Acrisure Classic on Tuesday.



TEAM COMPARISON

7-0	Overall Record	7-0
86.7	Points Per Game	93.7
50.3	Opp. Per Game	49.6
47.7	Field Goal Pct.	49.7
35.8	Opp. Field Goal Pct.	32.9
34.8	3-Point Pct.	37.0
27.5	Opp. 3-Point Pct.	21.7
72.4	Free Throw Pct.	70.1
45.0	Rebounds Per Game	41.1
+14.9	Rebounding Margin	+8.9
16.1	Assists Per Game	21.7
14.6	Turnovers Per Game	13.1
13.9	Steals Per Game	15.9
3.1	Blocks Per Game	5.0

SERIES HISTORY

Games:	3
Vanderbilt Series Record:	1-2
Games in Nashville:	1-0
Games in East Lansing, Mich.:	0-1
Neutral Site Games:	0-1
First Meeting:	Jan. 15, 1997, in East Lansing Michigan State, 82-51
Last Meeting:	March 27, 2005 in Kansas City Michigan State, 76-64
Last Vandy Win:	Dec. 3, 1997, in Nashville Vanderbilt, 63-51
Last Home Win:	Dec. 3, 1997, 76-64
Last Road Win:	Never
Last Neutral Win:	Never
Last Home Loss:	Never
Last Road Loss:	Never
Last Neutral Loss:	March 27, 2005 in Kansas City Michigan State, 76-64
Current Vanderbilt Streak:	L-1

ALL-TIME SERIES

Date	Location	Vandy Result	Score
1/15/97	East Lansing	Loss	51-83
12/3/97	Nashville	Win	63-51
3/27/05	Kansas City	Loss	64-76

PROJECTED STARTERS



1

MIKAYLA BLAKES

G • 5-8 • Fr. Somerset, N.J. Rutgers Prep HS

Points • 20.4
FG% • 50.0
3PFG% • 39.1
Boards • 2.9
Assists • 3.7
Steals • 2.7



4

MADISON GREENE

G • 5-8 • So. Columbus, Ohio Pickerington Central HS

Points • 10.3
FG% • 52.0
3PFG% • 43.8
Boards • 3.4
Assists • 2.3
Steals • 2.0



11

JORDYN OLIVER

G • 5-10 • Fr. Prosper, Texas Duke • Baylor

Points • 3.6
FG% • 32.4
FT% • 75.0
Boards • 5.6
Assists • 2.7
Steals • 1.0



12

KHAMIL PIERRE

F • 6-2 • So. Phoenix, Ariz. Perry HS

Points • 20.0
FG% • 58.1
FT% • 62.1
Boards • 11.6
Assists • 1.1
Steals • 3.4



23

IVANA MOORE

G • 5-8 • Sr. Milwaukee, Wis. Blackman HS

Points • 9.8
FG% • 42.3
3PFG% • 36.0
Boards • 3.0
Assists • 1.8
Steals • 0.8



VANDERBILT WBB QUICK FACTS

HOME ARENA: MEMORIAL GYMNASIUM (14,316)

2023-24 RECORD: 23-10

2023-24 SEC RECORD: 9-7

POSTSEASON: 1-1 (NCAA FIRST ROUND)

LETTERWINNERS RETURNING/LOST: 9/4

STARTERS RETURNING/LOST: 5/1

NEWCOMERS: 4

THE UNIVERSITY

LOCATION: NASHVILLE, TENN.

AFFILIATION: NCAA DIVISION I

CONFERENCE: SOUTHEASTERN (SEC)

MASCOT: COMMODORES

COLORS: BLACK & GOLD

CHANCELLOR: DANIEL DIERMEIER

DIRECTOR OF ATHLETICS: CANDICE STOREY LEE

FACULTY ATHLETICS REP: TRACE WILGUS

PROGRAM HISTORY

ALL-TIME RECORD: 890-544 (.619)

ALL-TIME SEC RECORD: 265-273 (.493)

ALL-TIME SEC TOURNAMENT RECORD: 49-38 (.563)

SEC TOURNAMENT TITLES: 6 ('93, '95, '02, '04, '07, '09)

NCAA TOURNAMENT APPEARANCES: 28

NCAA TOURNAMENT RECORD: 40-28 (.588)

LAST NCAA TOURNAMENT APPEARANCE: 2024

LAST POSTSEASON APPEARANCE: 2024 (NCAA)

SOCIAL MEDIA

FACEBOOK: /VANDYWBB

INSTAGRAM: @VANDYWBB

X/TWITTER: @VANDYWBB

WEBSITE: VUCOMMODORES.COM

ATHLETIC COMMUNICATIONS

VANDERBILT WOMEN'S BASKETBALL SID: CHRIS CASKEY, 2ND SEASON

EMAIL: CHRIS.CASKEY@VANDERBILT.EDU

PHONE NUMBER: 606-207-7481

ASSOCIATE ATHLETIC DIRECTOR: BRIAN FREMUND

DORE NOTES

GAME COVERAGE

Wednesday's contest against Michigan airs live on TruTV and streams simultaneously on HBO Max, with Cindy Brunson and Christy Winters-Scott calling the action and Autumn Johnson reporting on the sidelines. Fans can listen to Jake Lyman locally on 94.9 The Fan and the Vanderbilt Commodores app outside of Nashville.

PIERRE NAMED SEC PLAYER OF THE WEEK

Sophomore Khamil Pierre was named SEC Player of the Week for the first time in her career on Nov. 26. She averaged 18.0 points, 12.0 rebounds, and 3.5 steals in a pair of home wins over Hampton (Nov. 20) and Samford (Nov. 22). The two double-doubles pushed her season total to an NCAA-best five. Her 17 made field goals were the second-most during the week, as she shot 56.7 percent from the field. Pierre's 12.0 rebounds per game average was second-highest in the SEC last week. She scored double-digit points in both contests this week to extend her career-best double-digit scoring average to nine games dating back to last season. The sophomore is one of four NCAA Division I players who have posted a double-double in all but one game their team has played this season, while she is one of seven players in the nation averaging at least 19.0 points and 11.0 rebounds.

BLAKES PICKS UP HER SECOND SEC FRESHMAN OF THE WEEK AWARD

Mikayla Blakes was named SEC Freshman of the Week for the second-straight week on Nov. 26. Blakes averaged 18.0 points and led all SEC freshmen at 6.5 assists per game last week. The guard contributed 33.0 points per game between points and assists in a pair of Vandy wins. Her career-high eight assists against Hampton on Nov. 20 were the most by an SEC player this week and the second-most by an SEC freshman this season. The guard was extremely efficient from the field, shooting 53.8 percent (14-of-26). She leads all SEC freshmen in scoring at 20.0 points per game. Blakes is the first Vanderbilt freshman since 2009-10 to score 14 or more points and have two or more steals in each of their first six games.

DOUBLE-DOUBLE DUO

Sophomore Khamil Pierre and graduate student Leilani Kapinus became the first set of Commodore teammates to record a double-double in the same game this season in Friday's win over Samford. Pierre registered 21 points and 12 rebounds to post her fifth double-double of the season, while Kapinus collected 11 points and 10 rebounds to record her first at Vanderbilt. It is the first time since March 7, 2024, that two Vanderbilt players posted a double-double in the same game, as Pierre and Sacha Washington accomplished the feat against Florida in the second round of the 2024 SEC Tournament.

BLAKES' CONTRIBUTIONS

Freshman Mikayla Blakes scored 22 points and dished out a career-high eight assists vs. Hampton on Nov. 20. She scored or had an assist on a total of 41 points against Lady Pirates, contributing to 44 percent of Vanderbilt's 94 points scored. Her career-best eight assists against Hampton on are the most by the second-most by an SEC freshman this season.

SHARING THE BALL

Vanderbilt dished out a season-high 23 assists in Friday's win over Samford. The Commodores have collected 20 or more assists in back-to-back games coming into the Acrisure Classic, as they also posted 22 assists in the victory over Hampton on Nov. 20. Graduate student Jordyn Oliver has handed out three or more assists in each of the last four games, with a high mark of six against Butler on Nov. 17.

BREAKING THE CENTURY MARK

Vanderbilt scored 100-plus points for the second time this season in Friday's 104-59 win over Samford. The 104 points against the Bulldogs are the most scored in a game under head coach Shea Ralph. Vandy previously registered a 102-50 win over Lipscomb in the season opener on Nov. 4. The last time the Commodores scored over 100 points in multiple games in a season came during the 2010-11 campaign.

WINNING BIG

Vanderbilt holds the 11th-best margin of victory in the nation coming into the Acrisure Classic. The Commodores have been beating teams by an average of 48.7 points per game this season. Vandy has posted four wins of 40-plus points through the first six games of the 2024-25 season.

PIERRE'S STREAK

Sophomore Khamil Pierre enters Wednesday's game riding a 10-game double-digit scoring streak dating back to last season. It is the longest double-digit scoring streak of her Vandy career, as the 6-2 forward averages 17.8 points per game during the stretch.





ROSTER BREAKDOWN

CLASS

GRADUATE (3): Leilani Kapinus, Jane Nwaba, Jordyn Oliver

SENIOR (2): Iyana Moore, Sacha Washington

JUNIOR (2): Jada Brown, Justine Pissott

SOPHOMORE (4): Madison Greene, Aga Makurat, Aiyana Mitchell, Khamil Pierre

FRESHMAN (2): Mikayla Blakes, Trinity Wilson

POSITION

FORWARD (6): Aiyana Mitchell, Jane Nwaba, Khamil Pierre, Justine Pissott, Sacha Washington, Trinity Wilson

GUARD (8): Mikayla Blakes, Jada Brown, Madison Greene, Leilani Kapinus, Aga Makurat, Iyana Moore, Jordyn Oliver, Justine Pissott

HOME STATE/COUNTRY

NEW JERSEY (2): Mikayla Blakes, Justine Pissott

WISCONSIN (2): Leilani Kapinus, Iyana Moore

CALIFORNIA (1): Jane Nwaba

GEORGIA (1): Sacha Washington

ARIZONA (1): Khamil Pierre

ARKANSAS (1): Jada Brown

COLORADO (1): Aiyana Mitchell

MINNESOTA (1): Trinity Wilson

OHIO (1): Madison Greene

POLAND (1): Aga Makurat

TEXAS (1): Jordyn Oliver

COACHES & STAFF

HEAD COACH: SHEA RALPH • 4TH SEASON
ASSOCIATE HEAD COACH: TOM GARRICK • 4TH SEASON
ASSISTANT COACH: ASHLEY EARLEY • 4TH SEASON
ASSISTANT COACH: KEVIN DEMILLE • 4TH SEASON
AST. COACH/AST. DIR. OF OPS: ERIC MUNDINGER • 3RD SEASON
CHIEF OF STAFF/EXECUTIVE DIR. OF OPS: CHRIS BRANN • 4TH SEASON
DIR. OF INTERNAL OPS/ON-CAMPUS RECRUITING COORD.: KOKO NELSON • 4TH SEASON
DIR. OF STUDENT-ATHLETE SUCCESS & COMMUNITY RELATIONS: KYLA IRWIN • 4TH SEASON
DIR. OF STRENGTH & CONDITIONING: JENA READY • 1ST SEASON
SENIOR ASSO. ATHLETIC TRAINER: ALLISON SHEPHERD • 4TH SEASON
DIR. OF CREATIVE CONTENT: LEAH DUSTERHOFT • 4TH SEASON
DIR. OF SPECIAL PROJECTS & ATHLETIC CULTURE: YVONNE HAWKINS • 1ST SEASON
DIR. OF PLAYER ENGAGEMENT & INFLUENCE: AUDREY MONTGOMERY • 1ST SEASON
VIDEO COORDINATOR: JT OREM • 1ST SEASON
SPORTS INFORMATION DIRECTOR: CHRIS CASKEY • 2ND SEASON



FRONT ROW (L-R) MADISON GREENE, LEILANI KAPINUS, JORDYN OLIVER, IYANA MOORE, JADA BROWN, MIKAYLA BLAKES
BACK ROW (L-R) SACHA WASHINGTON, KHAMIL PIERRE, AGA MAKURAT, AIYANA MITCHELL, JUSTINE PISSOTT, TRINITY WILSON, JANE NWABA

2024-25 ROSTER

No.	Name	POS	HT	YR	EXP	Hometown (Previous School)
1	Mikayla Blakes	G	5-8	Fr.	HS	Somerset, N.J. (Rutgers Prep)
2	Jada Brown	G	5-8	Jr.	2V	Bentonville, Ark. (Bentonville HS)
4	Madison Greene	G	5-6	So.	1V	Columbus, Ohio (Pickerington Central HS)
5	Leilani Kapinus	G	5-10	Gr.	TR	Madison, Wis. (Penn State)
10	Jane Nwaba	F	5-10	Gr.	TR	Carson, Calif. (Pepperdine)
11	Jordyn Oliver	G	5-10	Gr.	1V	Prosper, Texas (Duke)
12	Khamil Pierre	F	6-2	So.	1V	Phoenix, Ariz. (Perry HS)
13	Justine Pissott	G/F	6-4	Jr.	1V	Toms River, N.J. (Tennessee)
14	Aiyana Mitchell	F	6-4	So.	1V	Colorado Springs, Colo. (Fountain-Fort Carson HS)
23	Iyana Moore	G	5-8	Sr.	2V	Milwaukee, Wis. (Blackman HS)
24	Aga Makurat	G	6-2	So.	1V	Sierakowice, Poland (Sopocka Akademia Tenisowa)
30	Trinity Wilson	F	6-3	Fr.	HS	Lakeville, Minn. (Lakeville North HS)
35	Sacha Washington	F	6-2	Sr.	3V	Lawrenceville, Ga. (Collins Hill HS)

COACHING STAFF

HEAD COACH: Shea Ralph - 4th Season - UConn '01
ASSOCIATE HEAD COACH: Tom Garrick - 4th Season - Rhode Island '88
ASSISTANT COACH: Ashley Earley - 4th Season - Vanderbilt '05
ASSISTANT COACH: Kevin DeMille - 4th Season - UConn '13
ASSISTANT COACH/AST. DIRECTOR OF OPERATIONS: Eric Mundinger - 3rd Season - Memphis '20

PRONUNCIATION

JADA BROWN: (Jay-Duh)
LEILANI KAPINUS: (LAY-lawn-EE, Cap-n-IS)
AGA MAKURAT: (Ah-gah, Mock-ew-Rah)
AIYANA MITCHELL: (Eye-on-Uh)
IYANA MOORE: (Eye-on-Uh)
JANE NWABA: (Wah-Buh)
KHAMIL PIERRE: (KAH-Meel, Pea-Air)
JUSTINE PISSOTT: (Jus-TEEN, Pih-SOT)
SACHA WASHINGTON: (Sah-SHUH)

SEC STANDINGS (AS OF NOV. 26, 2024)

Team	Record	SEC	Streak
23/20 Alabama	8-0	0-0	W-8
7/7 LSU	7-0	0-0	W-7
Vanderbilt (RV/--)	7-0	0-0	W-7
8/8 Oklahoma	6-0	0-0	W-6
14/16 Kentucky	6-0	0-0	W-6
Mississippi State (--/RV)	6-0	0-0	W-6
Tennessee (RV/RV)	5-0	0-0	W-5
5/4 Texas	4-0	0-0	W-4
4/5 South Carolina	5-1	0-0	L-1
18/18 Ole Miss	4-1	0-0	W-4
Missouri	6-3	0-0	W-1
Georgia	5-3	0-0	W-1
Auburn	3-2	0-0	L-2
Florida	3-2	0-0	L-2
Arkansas	4-3	0-0	W-1
Texas A&M	4-4	0-0	W-1

POLLS

Associated Press Top 25 as of Nov. 25

- | | |
|--------------------|----------------------|
| 1) UCLA (20) | 14) Kentucky* |
| 2) UConn (9) | 15) Iowa State |
| 3) Notre Dame (3) | 16) North Carolina |
| 4) South Carolina* | 17) TCU |
| 5) Texas* | 18) Ole Miss* |
| 6) Southern Cal | 19) Illinois |
| 7) LSU* | 20) NC State |
| 8) Oklahoma* | 21) Oregon |
| 9) Kansas State | 22) Iowa |
| 10) Maryland | 23) Alabama* |
| 11) Ohio State | 24) Louisville |
| 12) West Virginia | 25) Nebraska |
| 13) Duke | *Vanderbilt Opponent |

Received Votes: Michigan, Michigan State*, Baylor, Vanderbilt, Stanford, Indiana, Tennessee, Florida State, Miami*, Richmond, Creighton, Harvard, Minnesota

USA Today/WBCA Coaches Top 25 as of Nov. 26

- | | |
|-------------------|----------------------|
| 1) UConn (13) | 14) North Carolina |
| 2) UCLA (14) | 15) Iowa State |
| 3) Notre Dame (2) | 16) Kentucky* |
| 4) Texas* (1) | 17) NC State |
| 5) South Carolina | 18) Ole Miss* |
| 6) Southern Cal | 19) Illinois |
| 7) LSU* | 20) Alabama* |
| 8) Oklahoma* | 21) TCU |
| 9) Ohio State | 22) Baylor |
| 10) West Virginia | 23) Louisville |
| 11) Maryland | 24) Iowa |
| 12) Kansas State | 25) Nebraska |
| 13) Duke | *Vanderbilt Opponent |

Received Votes: Oregon, Tennessee, Florida St., Michigan St.*, Penn St., Georgia Tech, Middle Tennessee, Indiana, Richmond, Mississippi St.*, Saint Joseph's, Michigan, Creighton, Ball St., Stanford





TV/RADIO ROSTER



1 Mikayla Blakes
G // 5-8 // Fr.
Somerset, N.J.
Rutgers Prep HS



2 Jada Brown
G // 5-8 // Jr.
Bentonville, Ark.
Bentonville HS



4 Madison Greene
G // 5-6 // So.
Columbus, Ohio
Pickerington Central HS



5 Leilani Kapinus
G // 5-10 // Gr.
Madison, Wis.
Penn State
James Madison Memorial HS



10 Jane Nwaba
F // 5-10 // Gr.
Carson, Calif.
Pepperdine
Palisades Charter HS



11 Jordyn Oliver
G // 5-10 // Gr.
Prosper, Texas
Duke // Baylor
Prosper HS



12 Khamil Pierre
F // 6-2 // So.
Phoenix, Ariz.
Perry HS



13 Justine Pissott
G/F // 6-4 // Jr.
Toms River, N.J.
Tennessee
Red Bank Catholic HS



14 Aiyana Mitchell
F // 6-4 // So.
Colorado Springs, Colo.
Fountain-Fort Carson HS



23 Iyana Moore
G // 5-8 // Sr.
Milwaukee, Wis.
Blackman HS



24 AGA Makurat
G // 6-2 // So.
Sierakowice, Poland
Sopocka Akademia
Tenisowa



30 Trinity Wilson
F // 6-3 // Fr.
Lakeville, Minn.
Lakeville North HS



35 Sacha Washington
F // 6-2 // Sr.
Lawrenceville, Ga.
Lawrenceville HS

COACHING STAFF




Shea Ralph
Head Coach
4th Season




Tom Garrick
Associate
Head Coach
4th Season



Ashley Earley
Assistant Coach
4th Season



Kevin DeMille
Assistant Coach
4th Season



Eric Munding
Assistant Coach
3rd Season





PLAYER QUICK NOTES

**1 • MIKAYLA BLAKES**G • 5-8 • Fr. • Somerset, N.J. (Rutgers Prep HS)
Undeclared

	GP-GS	MIN/G	FG%	3FG%	FT%	R/G	A/G	STL	BLK	PTS/G
24-25	7-7	27.8	50.0	39.1	81.8	2.9	3.7	2.7	0.3	20.4
CAREER	7-7	27.8	50.0	39.1	81.8	2.9	3.7	2.7	0.3	20.4

- 2x SEC Freshman of the Week - Nov. 19, Nov. 26
- First Dore to score double-digit points in all 7 games to begin her Vandy career since at least 2009-10
- Her 29 pts vs. Butler ties her for the 5th-most points scored by a Vandy freshman
- Had 23 pts, 5 reb, 5 ast, 2 stl in her first collegiate game vs. Lipscomb

TOP GAMES

24-25 SEASON	CAREER
PTS 29, Butler (11/17/24)	PTS 29, Butler (11/17/24)
REB 5, Lipscomb (11/4/24)	REB 5, Lipscomb (11/4/24)
AST 8, Hampton (11/20/24)	AST 8, Hampton (11/20/24)

**2 • JADA BROWN**G • 5-8 • Jr. • Bentonville, Ark. (Bentonville HS)
Human & Organizational Development • (Jay-Duh)

	GP-GS	MIN/G	FG%	3FG%	FT%	R/G	A/G	STL	BLK	PTS/G
24-25	6-0	5.6	25.0	0.0	1.000	1.0	0.3	0.3	0.0	0.7
CAREER	55-22	14.5	27.6	27.9	81.8	0.9	0.6	0.3	0.0	2.7

- Scored 4 pts in 13 min. vs. Lipscomb in the 2024-25 season opener
- Two-time SEC Winter Academic Honor Roll
- Made 22 career starts, all in '22-23
- Scored career-high 12 points vs. No. 13/11 NC State (11/24/22)

TOP GAMES

24-25 SEASON	CAREER
PTS 4, Lipscomb (11/4/24)	PTS 12, vs. NC State (11/24/22)
REB 2 (2x), Hampton (11/20/24)	REB 4 (4x), Last: Radford (12/31/22)
AST 1 (2x), Last: Butler (11/17/24)	AST 5, Tarleton State (11/15/22)

**4 • MADISON GREENE**G • 5-6 • So. • Columbus, Ohio (Pickerington Central HS)
Medicine, Health & Society

	GP-GS	MIN/G	FG%	3FG%	FT%	R/G	A/G	STL	BLK	PTS/G
24-25	7-3	26.3	52.0	43.8	92.9	3.4	2.3	2.0	0.1	10.3
CAREER	18-3	22.3	46.3	38.6	85.0	2.2	1.6	1.7	0.1	8.2

- Scored a season-high 16 pts vs. Samford
- Leads the team in points off the bench at 13.5 ppg
- Made her first career start at South Fla. (11/14) and scored 15 points with a career-best 5 3-pt FG
- Scored 14 pts and set career-highs in FGM (6), Reb (5), Ast (4), Stl (6), and minutes played (28) vs. Lipscomb in the season opener

TOP GAMES

24-25 SEASON	CAREER
PTS 16, Samford (11/22/24)	PTS 17, La. Tech (12/3/23)
REB 5, Lipscomb (11/4/24)	REB 5, Lipscomb (11/4/24)
AST 6, Samford (11/22/24)	AST 6, Samford (11/22/24)

**5 • LEILANI KAPINUS**G • 5-10 • Gr. • Madison, Wis. (Penn State)
Human Development Studies • (LAY-lawn-EE, Cap-N-IS)

	GP-GS	MIN/G	FG%	3FG%	FT%	R/G	A/G	STL	BLK	PTS/G
24-25	6-0	20.1	44.8	25.0	76.9	3.5	2.5	2.2	1.0	6.3
CAREER	101-95	26.9	48.2	27.9	66.4	6.2	2.2	2.4	1.1	10.6

- Had a season-best 11 pts & 10 reb vs. Samford
- Made her Vanderbilt debut on Nov. 8 vs. Austin Peay
- Two-Time All-Big Ten HM & Defensive Team ('23, '24)
- Her 228 steals at Penn State ranks 11th in school history
- Collected 1,029 pts, 610 reb, and 210 ast at PSU

TOP GAMES

24-25 SEASON	CAREER
PTS 11, Samford (11/22/24)	PTS 25, vs. Saint Francis (12/17/23)
REB 10, Samford (11/22/24)	REB 15, vs. George Mason (3/21/24)
AST 6, Samford (11/22/24)	AST 6 (2x), Last: Samford (11/22/24)

**10 • JANE NWABA**G • 5-10 • Gr. • Carlson, Calif. (Pepperdine)
Medicine, Health & Society • (Wah-BUH)

	GP-GS	MIN/G	FG%	3FG%	FT%	R/G	A/G	STL	BLK	PTS/G
24-25	7-6	17.9	51.4	33.3	75.0	2.9	1.1	1.0	0.9	6.4
CAREER	112-70	23.9	42.1	23.9	60.3	5.2	1.8	1.0	0.4	7.4

- Scored a season-high 9 pts vs. Austin Peay (Nov. 8) and Butler (Nov. 17)
- All-WCC Honorable Mention ('24)
- Collected 11 career double-doubles, with nine coming during '23-24
- Averaged 10.0 pts, 6.9 reb, 2.6 ast, & 1.1 stl over her final two seasons at Pepperdine

TOP GAMES

24-25 SEASON	CAREER
PTS 9 (2x), Last: Butler (11/17/24)	PTS 22, San Francisco (2/1/24)
REB 6, Lipscomb (11/4/24)	REB 12 (3x), Last: at LMU (1/27/24)
AST 3, Lipscomb (11/4/24)	AST 8, at San Francisco (1/11/24)

**11 • JORDYN OLIVER**G • 5-10 • Gr. • Carlson, Calif. (Baylor • Duke)
Leadership & Organizational Performance

	GP-GS	MIN/G	FG%	3FG%	FT%	R/G	A/G	STL	BLK	PTS/G
24-25	7-7	26.3	32.4	0.0	75.0	5.6	2.7	1.0	0.0	3.6
CAREER	120-40	17.6	49.1	23.1	50.0	3.4	2.3	0.8	0.3	4.0

- Dished out 3-plus assists in 3 of her last 4 games
- Appeared in 120 collegiate games with 40 starts
- Shot 70% from the field or better in 10 games in 23-24
- Played 2 seasons at Baylor then 1 year at Duke
- ESPN 5-Star Recruit & McDonald's All-American in '19

TOP GAMES

24-25 SEASON	CAREER
PTS 7, Samford (11/22/24)	PTS 15 (2x), Last: WKU (11/15/23)
REB 8, vs. Arizona (11/26/24)	REB 11 (2x), Last: vs. UNI (11/25/23)
AST 6, Butler (11/17/24)	AST 10, Northwestern St. (12/18/20)

**12 • KHAMIL PIERRE**F • 6-2 • So. • Phoenix, Ariz. (Perry HS)
Undeclared • (KAH-Meel, Pea-Air)

	GP-GS	MIN/G	FG%	3FG%	FT%	R/G	A/G	STL	BLK	PTS/G
24-25	7-7	25.7	58.1	0.0	62.1	11.6	1.1	3.4	0.0	20.0
CAREER	40-18	20.3	46.5	18.2	65.6	6.4	0.8	1.4	0.4	10.9

- Ranks first in NCAA in double-doubles (6)
- One of 7 NCAA D-I players to average at least 19.0 ppg and 11.0 rpg this season
- Second on the team in scoring at 20.0 ppg
- SEC Freshman of the Week Program Record Five Times
- Averaging 3.4 steals per game

TOP GAMES

24-25 SEASON	CAREER
PTS 25 (2x), vs. Arizona (11/26/24)	PTS 28, at Georgia (2/11/24)
REB 14, Lipscomb (11/4/24)	REB 15, vs. Florida (3/7/24)
AST 3, Butler (11/17/24)	AST 3 (3x), Last: Butler (11/17/24)

**13 • JUSTINE PISSOTT**G/F • 6-4 • Jr. • Toms River, N.J. (Tennessee)
Human & Organizational Development • (Pih-SOT)

	GP-GS	MIN/G	FG%	3FG%	FT%	R/G	A/G	STL	BLK	PTS/G
24-25	4-0	8.6	38.5	37.5	1.000	2.0	0.0	0.3	0.0	3.8
CAREER	64-28	14.4	34.4	34.4	80.0	1.6	0.5	0.2	0.3	4.6

- Made season debut vs. Butler (Nov. 17)
- Appeared in 33 games and made 28 starts in her first season at Vanderbilt in '23-24
- Second on the team with 52 made 3-pointers
- Registered double-digit points in eight games
- Played one seasons at Tennessee

TOP GAMES

24-25 SEASON	CAREER
PTS 6, Samford (11/22/24)	PTS 17, Dayton (12/20/23)
REB 6, Butler (11/17/24)	REB 6 (3x), Last: Butler (11/17/24)
AST --	AST 4 (2x), Last: at UT Martin (11/9/23)

**14 • AIYANA MITCHELL**F • 6-4 • So. • Colorado Springs, Colo. (Fountain-Carson HS)
Undeclared • (EYE-ON-UH)

	GP-GS	MIN/G	FG%	3FG%	FT%	R/G	A/G	STL	BLK	PTS/G
24-25	7-0	12.3	57.7	0.0	55.6	3.0	0.3	0.6	0.3	5.7
CAREER	22-0	6.6	56.8	0.0	54.5	1.5	0.1	0.2	0.3	2.5

- Averaging 5.7 ppg and 3.0 rpg in four games in '24-25
- Scored a career-high 10 pts vs. Samford on Nov. 22
- Pulled down a career-high 5 reb. at South. Fla. and Samford
- Appeared in 15 games as a true freshman

TOP GAMES

24-25 SEASON	CAREER
PTS 10, Samford (11/22/24)	PTS 10, Samford (11/22/24)
REB 5 (2x), Last: Butler (11/17/24)	REB 5, at South Florida (11/14/24)
AST 1 (2x), Last: Hampton (11/20/24)	AST 1 (2x), Last: Hampton (11/20/24)

**23 • IYANA MOORE**G • 5-8 • Sr. • Milwaukee, Wis. (Blackman HS)
Human & Organizational Development • (EYE-ON-UH)

	GP-GS	MIN/G	FG%	3FG%	FT%	R/G	A/G	STL	BLK	PTS/G
24-25	6-5	26.2	42.3	36.0	66.7	3.0	1.8	0.8	0.0	9.8
CAREER	74-55	32.2	37.9	36.0	81.1	3.2	2.6	1.4	0.1	13.1

- Third on the team in scoring at 9.8 ppg
- Needs 28 more pts to score 1,000 career pts
- All-SEC Second Team ('24)
- Ranekd 6th in SEC games at 17.6 ppg in '23-24
- Scored 20-or-more points in 9 games in '23-24

TOP GAMES

24-25 SEASON	CAREER
PTS 16, Austin Peay (11/8/24)	PTS 37, at Kentucky (1/11/24)
REB 6 (2x), Last: Samford (11/22/24)	REB 9, at Missouri (2/29/24)
AST 4, vs. Arizona (11/26/24)	AST 8, at Kentucky (1/11/24)



PLAYER QUICK NOTES



24 • AGA MAKURAT

G • 6-2 • So. • Sierakowice, Poland (Sopocka Akademia Tenisowa)
Human & Organizational Development • (AH-Gah MOCK-ew-RAH)

	GP-GS	MIN/G	FG%	3FG%	FT%	R/G	A/G	STL	BLK	PTS/G
24-25	6-0	12.9	24.1	26.1	0.0	2.7	0.7	0.2	0.7	3.3
CAREER	39-3	14.0	32.3	31.0	78.6	1.7	0.6	0.3	0.4	3.8

- Appeared in 39 games and made three starts at Vanderbilt
- Made 29 3-pointers in '23-24
- Shot 32.2% from behind the arc in '23-24
- Vanderbilt was 3-0 in games she started
- Led the Commodores in scoring twice in '23-24

TOP GAMES

24-25 SEASON	CAREER
PTS 6 (2x), Last: Hampton (11/20/24)	PTS 18 (2x), Last: at South Carolina (1/28/24)
REB 5, Hampton (11/20/24)	REB 7, at South Carolina (1/28/24)
AST 2, Austin Peay (11/8/24)	AST 3 (2x), Last: at Kentucky (1/11/24)



30 • TRINITY WILSON

F • 6-3 • Fr. • Lakeville, Minn. (Lakeville North HS)
Undeclared

	GP-GS	MIN/G	FG%	3FG%	FT%	R/G	A/G	STL	BLK	PTS/G
24-25	4-0	5.5	33.3	---	0.0	2.5	0.5	0.0	0.3	1.5
CAREER	4-0	5.5	33.3	---	0.0	2.5	0.5	0.0	0.3	1.5

- Pulled down 5 reb and scored 2 pts in her debut vs. Lipscomb (11/4/24)
- Ranked the fifth-best player in Minnesota according to PrepGirlsHoops.com
- Selected to Minnesota All-Star Basketball Game
- Collected over 1,000 pts and 1,000 reb during her prep career

TOP GAMES

24-25 SEASON	CAREER
PTS 4, Austin Peay (11/8/24)	PTS 4, Austin Peay (11/8/24)
REB 5 (2x), Last: APSU (11/8/24)	REB 5 (2x), Last: APSU (11/8/24)
AST 1 (2x), Last: Hampton (11/20/24)	AST 1, Lipscomb (11/4/24)



35 • SACHA WASHINGTON

F • 6-2 • Sr. • Lawrenceville, Ga. (Collins Hill HS)
Human & Organizational Development • (Sah-SHUH)

	GP-GS	MIN/G	FG%	3FG%	FT%	R/G	A/G	STL	BLK	PTS/G
24-25	---	---	---	---	---	---	---	---	---	---
CAREER	99-72	24.9	.487	.000	.639	7.3	1.1	1.0	1.1	10.2

- Redshirting during the '24-25
- Cheryl Miller Award Preseason Watchlist
- Appeared in 99 games and made 72 starts in three seasons at Vanderbilt
- Led the team with 8 double-doubles in '23-24
- Led Vandy with 7.9 rpg in '23-24

TOP GAMES

24-25 SEASON	CAREER
PTS --	PTS 33, vs. La. Tech (12/03/22)
REB --	REB 17, Fairfield (11/12/23)
AST --	AST 7, Fairfield (11/12/23)



HC SHEA RALPH

Fourth Season • UConn '01
7-Time NCAA National Champion • 2000 NCAA Tournament MOP

- 58-48 overall record through three seasons at Vanderbilt
- Guided Vanderbilt to its first NCAA Tournament bid since the 2014 NCAA Tournament in 2023-24 and posted the Dores' first NCAA Tournament victory since 2013
- Posted the largest win improvement from one season to next in school history during the 2023-24 season, as Vandy's 23 victories marked an 11-win improvement from 2022-23
- Guided Vandy to a school record six SEC road wins in '23-'24
- Five players have earned All-SEC honors under Ralph

RALPH COACHING CAREER AT VANDERBILT

SEASON	OVERALL	SEC	SEC FINISH	POSTSEASON
2021-22	16-19	4-12	T-12th	WNIT Sweet 16
2022-23	12-19	3-13	12th	--
2023-24	23-10	9-7	6th	NCAA 1st Rd
2024-25	7-0	0-0	--	--
TOTAL	58-48	16-32		1 NCAA, 1 WNIT

DORE NOTES

ELITE DEFENSE

The Dores have been locking up teams with high efficiency this season. Vanderbilt ranks 12th in the nation in points allowed at 48.7 points per game. The Commodores have held foes to 60 or fewer points in every game this season. Vandy's 24.5 turnovers forced per game is 22nd-best in all of NCAA Division I, while their plus-11.3 turnover margin is ninth nationally. Vanderbilt is also holding teams to the 35th-lowest field goal percentage in the nation at 34.5 percent.

DYNAMIC DUO

Vanderbilt's high-scoring duo of sophomore Khamil Pierre and freshman Mikayla Blakes both rank inside the top 15 in NCAA Division I in field goals made. They are just one of two sets of teammates to sit inside the top 15 nationally, as Pierre ranked fifth with 51 shots made, while Blakes is tied for 14th with 43 made field goals.

DOUBLE-DOUBLE MACHINE

Khamil Pierre is tied for first in NCAA Division I with five double-doubles entering the week. She is one of two players nationally to collect five or more double-doubles during the 2024-25 season. Pierre is also among four NCAA Division I players who have posted a double-double in all but one game their team has played this season.

HISTORIC START

Freshman Mikayla Blakes has scored 14-plus points and collected at least two steals in each of her first six games to begin her Vanderbilt career. She is the first Dore since at least 2009-10 to open their Vandy career with six-straight games with 14-plus points and two-plus steals.

BLAKES NAME SEC FRESHMAN OF THE WEEK

Mikayla Blakes earned the first SEC weekly honor of her career, as she was named the SEC Freshman of the Week on Tuesday. The Somerset, New Jersey, native led all SEC freshmen in scoring during the week, putting up 22.5 points per game in a pair of Commodore wins. She is the first Commodore to be named SEC Freshman of the Week since Khamil Pierre, who captured the award a school-record five times during the 2023-24 campaign. Blakes becomes the fifth player to win the conference's weekly freshman honor under head coach Shea Ralph, joining Pierre, RYANNE ALLEN, LYANA MOORE, and SACHA WASHINGTON.

BLAKES' BIG NIGHT

Freshman Mikayla Blakes dropped a career-high 29 points in the 81-52 home win against Butler on Nov. 17. Her 29-point performance vs. the Bulldogs is tied for the fifth-most points scored in a game by a Vanderbilt freshman. She matches with Kady Schranz (vs. LSU, Jan. 29, 2012), Barbara Brackman (vs. Duke, March 13, 1982), and Harriet Brumfield (at Delta State, Feb. 20, 1982, and vs. Northwestern, Nov. 27, 1981).

STILL PICKING UP VOTES IN THE AP POLL

The Dores earned 21 votes in this week's Associate Press Top 25 Poll. It marks their fourth-straight appearance in the AP poll this season.

PUTTING UP BIG NUMBERS

Khamil Pierre has been one of the nation's most elite scorers and rebounders in the early stages of the 2024-25 campaign. The Phoenix, Arizona, native is one of seven NCAA Division I players who are currently averaging over 19.0 points and 11.0 rebounds per game.





DORE NOTES

PIERRE'S SEASON-OPENING DOUBLE-DOUBLE STREAK

Khamil Pierre opened the 2024-25 season posting a double-double in three-straight games. She became the first Commodore since Koi Love in 2020-21 to open a season collecting three-straight double-doubles.

GREENE MAKING THE MOST OF HER FIRST START

Sophomore Madison Greene shined in her first career start at Vanderbilt in the 62-49 win at South Florida on Nov. 14. The guard was inserted into the lineup with senior Iyana Moore battling back spasms and turned in a season-high 15 points. Greene hit a career-best five 3-point field goals against the Bulldogs. She is the first Commodore to hit five 3-pointers in a game since Justine Pissott against Dayton on Dec. 20, 2023.

SEASON-OPENING DOUBLE-DOUBLE FOR KHAMIL

Khamil Pierre got her sophomore campaign started in a big way, as the 6-2 forward scored 25 points and pulled down 14 rebounds in the season-opening win over Lipscomb. It was the first time that a Commodore posted a double-double in a season opener since Koi Love's 24-point, 10-rebound performance at Little Rock in the first game of the 2020-21 season. It is Pierre's fifth career double-double, while she extended her double-digit scoring streak to four games dating back to last season.

A REMARKABLE DEBUT

Freshman Mikayla Blakes put on a spectacular showing in her Vanderbilt debut this past Monday, as she recorded 23 points, five assists, and five rebounds to go along with a pair of steals. She is the first Commodore to score 23 or more points in their debut game since Rebekah Dahlman's 23-point outing in her debut on Nov. 11, 2013, against Appalachian State.

GREENE'S RETURN

Madison Greene had a standout return to the court after missing the final 22 games last season. Greene recorded 14 points in 28 minutes off the bench in the season opener vs. Lipscomb on Nov. 4. She also established new career highs in steals (6), assists (4), and field goals made (6) in her return against the Bisons.

2024-25 GAME-BY-GAME STARTERS

Team	G	G	G	F	F	Result
Lipscomb	Blakes	Moore	Nwaba	Oliver	Pierre	W, 102-50
Austin Peay	Blakes	Moore	Nwaba	Oliver	Pierre	W, 93-37
at South Florida	Blakes	Greene	Nwaba	Oliver	Pierre	W, 62-49
Butler	Blakes	Greene	Nwaba	Oliver	Pierre	W, 81-52
Hampton	Blakes	Moore	Nwaba	Oliver	Pierre	W, 94-46
Samford	Blakes	Moore	Nwaba	Oliver	Pierre	W, 104-59
vs. Arizona	Blakes	Greene	Moore	Oliver	Pierre	W, 71-60

LINEUP RECORDS

Blakes/Moore/Nwaba/Oliver/Pierre	4-0
Blakes/Greene/Nwaba/Oliver/Pierre	2-0
Blakes/Greene/Moore/Oliver/Pierre	1-0

STAT SUPERLATIVES

MOST GAMES PLAYED

120, JORDYN OLIVER*

MOST GAMES PLAYED AT VANDY

99, SACHA WASHINGTON

MOST GAMES STARTED

94, LEILANI KAPINUS*

MOST GAMES STARTED AT VANDY

76, SACHA WASHINGTON

MOST CONSECUTIVE GAMES PLAYED

39, KHAMIL PIERRE

MOST CONSECUTIVE GAMES STARTED

16, KHAMIL PIERRE

GAMES W/ DOUBLE-DIGIT POINTS

	2024-25 CAREER	
KHAMIL PIERRE	7	21
MIKAYLA BLAKES	7	7
MADISON GREENE	5	8
IYANA MOORE	3	46
LEILANI KAPINUS*	1	60
AIYANA MITCHELL	1	1
SACHA WASHINGTON	--	50
JANE NWABA*	--	36
JORDYN OLIVER*	--	10
JUSTINE PISSOTT*	--	8
AGA MAKURAT	--	3
JADA BROWN	--	2

GAMES W/ DOUBLE-DIGIT REBOUNDS

	2024-25 CAREER	
KHAMIL PIERRE	6	10
LEILANI KAPINUS*	1	15
SACHA WASHINGTON	--	27
JANE NWABA*	--	14
JORDYN OLIVER*	--	3

DOUBLE-DOUBLES

	2024-25 CAREER	
KHAMIL PIERRE	5	9
LEILANI KAPINUS*	1	13
SACHA WASHINGTON	--	22
JANE NWABA*	--	11
JORDYN OLIVER*	--	3

20-POINT GAMES

	2024-25 CAREER	
KHAMIL PIERRE	4	5
MIKAYLA BLAKES	4	4
IYANA MOORE	--	13
SACHA WASHINGTON	--	6
LEILANI KAPINUS*	--	6
JANE NWABA*	--	1

30-POINT GAMES

	2024-25 CAREER	
IYANA MOORE	--	2
SACHA WASHINGTON	--	1

CURRENT DOUBLE-DIGIT SCORING STREAK

10, KHAMIL PIERRE

CONSECUTIVE GAMES W/ MADE 3-POINTER

7, MIKAYLA BLAKES

CONSECUTIVE GAMES W/ AN ASSIST

7, MIKAYLA BLAKES

CONSECUTIVE GAMES W/ A BLOCK

2, LEILANI KAPINUS

CONSECUTIVE GAMES W/ A STEAL

7, MIKAYLA BLAKES

* STARTED COLLEGIATE CAREER AT ANOTHER SCHOOL





DORE NOTES

100-POINT BREAKOUT IN THE SEASON OPENER

Vanderbilt scored 100-plus points in a game for the first time since putting up 106 points in a 106-55 win at Tennessee State on Nov. 25, 2019. It was the first time under head coach Shea Ralph that the Commodores have tallied 100 or more points in a game. It was also the first time that Vandy scored 100-plus points at Memorial Gym since they knocked off Quinnipiac, 111-53, on Nov. 26, 2010. It is also the 47th time that Vanderbilt women's basketball has scored 100 or more points in a game in program history.

RETURNING FIRE POWER

Vanderbilt returns 78.4 percent of its scoring from last season as the Commodores bring back nine players from the 2023-24 roster. The group of returnees includes five players who started 10 or more games for the Dores a year ago, four of which started for Vandy during last year's NCAA Tournament run.

EXPERIENCED ROSTER

Vanderbilt is one of the most experienced teams in the SEC this season, as they have four players who have played in 90-plus games during their college career. That list includes Jordyn Oliver (114), Jane Nwaba (106), Sacha Washington (99), and Leilani KAPINUS (95). The Commodores are one of four SEC teams that have four or more players who have played in 90 more collegiate games.

WATCH OUT FOR WASHINGTON

Senior Sacha Washington was among 20 players named to the 2025 Cheryl Miller Award preseason watchlist, which goes to the nation's top small forward. Washington is the first Commodore to be considered for the Miller Award. The Lawrenceville, Georgia, native had a career year in 2023-24, as she averaged a personal-best 12.1 points and 7.9 rebounds per game. She shot 52.6 percent from the floor, had a team-best 44 blocks, and started in all 33 contests. The 6-2 forward scored double-digits in 18 games, which included a career-high 33 points against Louisiana Tech. She pulled down 10 or more rebounds in 10 contests and had nine double-doubles last season.

MOORE PRODUCTION

Senior Iyana Moore comes into Friday riding an nine-game double-digit scoring streak. The guard averaged a team-high 14.2 points per game a year ago. Her 17.6 points per game in SEC games ranked sixth in the conference last year. Her career-high 37-point performance at Kentucky was the most points scored by a player in an SEC contest last season.

ONE OF THE SEC'S BEST

Senior Sacha Washington, 2024-25 season, is one of two SEC players who have collected over 1,000 points, 700 rebounds, and 100 blocks in their career, joined by Ole Miss' Madison Scott. Washington became the 41st Commodore to score 1,000 career points during Vanderbilt's NCAA Tournament run last season. She comes into the year having amassed 1,008 points, 720 rebounds, 108 blocks, and 105 assists in 99 career games.

A TANGIBLE IMPROVEMENT

Vanderbilt's 23 wins this season marks an 11-win improvement from last year's win total of 12. It was tied for the largest improvement in win total from year-to-year in program history, matching the 1983-84 team.

SEC PROJECTIONS

Vanderbilt will be out to prove the preseason prognosticators wrong this year once again. The Commodores were selected to finish 10th in the SEC Preseason Media Poll and 12th in the SEC Coaches Poll. Vandy has finished better than projected in the preseason polls each year under head coach Shea Ralph. Last season, the Dores were picked to finish 13th in the preseason coaches poll and 14th in the preseason media poll, then went 9-7 in SEC games last season to finish in sixth place.





STATISTICAL RANKINGS

Statistic	RANKING		
	NCAA D-1	SEC	Value
Assist/Turnover Ratio (353 ranked)	32	5	1.28
Assists Per Game (353 ranked)	55	8	16.8
Bench Points Per Game (353 ranked)	58	6	27.5
Blocks Per Game (353 ranked)	145	14	3.3
Field Goal Percentage (353 ranked)	21	4	48.8
Field Goal Percentage Defense (353 ranked)	35	7	34.5
Fouls Per Game (353 ranked)	41	4	14.5
Free Throw Attempts Per Game (353 ranked)	178	13	17.17
Free Throw Percentage (353 ranked)	120	8	71.8
Free Throws Made Per Game (352 ranked)	151	13	12.33
Rebound Margin (353 ranked)	7	4	16.2
Rebounds (Defensive) Per Game (353 ranked)	87	10	27.5
Rebounds (Offensive) Per Game (353 ranked)	8	3	18.3
Rebounds Per Game (353 ranked)	12	4	45.83
Scoring Defense (353 ranked)	12	3	48.7
Scoring Margin (349 ranked)	5	2	40.7
Scoring Offense (353 ranked)	12	5	89.3
Steals Per Game (353 ranked)	27	4	13.0
Three Point Attempts Per Game (353 ranked)	153	7	20.7
Three Point Percentage (353 ranked)	106	6	33.9
Three Point Percentage Defense (353 ranked)	110	7	27.8
Three Pointers Per Game (353 ranked)	110	7	7.0
Turnover Margin (353 ranked)	9	4	11.33
Turnovers Forced Per Game (353 ranked)	22	4	24.50
Turnovers Per Game (353 ranked)	32	2	13.2
Winning Percentage (329 ranked)	1	1	100.0

Individual	RANKINGS		
	NCAA D-1	SEC	Value
Mikayla Blakes			
Assists/Turnover Ratio	224	18	1.38
Assists	138	14	22
Assists Per Game	176	13	3.7
Field Goal Attempts	87	10	84
Field Goal Percentage	135	16	51.2
Field Goals Made	32	7	43
Free Throw Attempts	143	10	27
Free Throw Percentage	212	13	77.8
Free Throw Made	112	9	21
Points Scored	28	5	120
Points Per Game	35	4	20.0
Steals	80	3	15
Steals Per Game	100	6	2.50
Three Point Attempts	79	6	38
Three Point Percentage	193	11	34.2
Three Pointers Made	109	8	13
Three Pointers Per Game	148	11	2.17

Khamil Pierre			
Double Doubles	1	1	6
Field Goal Attempts	63	7	87
Field Goal Percentage	40	4	58.6
Field Goals	7	2	51
Points Scored	36	7	115
Points Per Game	48	5	19.2
Rebounds	12	2	66
Defensive Rebounds Per Game	29	5	7.2
Rebounds Per Game	11	2	11.0
Steals	44	2	17
Steals Per Game	54	4	2.83

Madison Greene			
Steals	112	7	14
Steals Per Game	138	10	2.33

Leilani Kapinus			
Steals Per Game	218	17	2.00

Jane Nwaba			
Blocks Per Game	206	17	1.00

Jordyn Oliver			
Assist/Turnover Ratio	29	4	3.17

SEC PLAYER OF THE WEEK

Week	Player	Week	Player
11-12	Raegen Beers, OU		
11-19	Talaysia Cooper Tenn		
11-26	Khamil Pierre, VU		

SEC FRESHMAN OF THE WEEK

Week	Player	Week	Player
11-12	Clara Silva, UK		
11-19	Mikayla Blakes, VU		
11-26	Mikayla Blakes, VU		

LEADERS & MISCELLANEOUS STATS

Leading Scorer - Season	
Mikayla Blakes - 20.4 ppg	
Leader in FG% - Season	
Khamil Pierre - 58.1% (61-105)	
Leader in FT% - Season	
Madison Greene - 92.9% (13-14)	
Leader in 3-P FG% - Season	
Mikayla Blakes - 39.1% (18-46)	
Leader in 3-P FGM - Season	
Mikayla Blakes - 18 3PFGM	
Leading Rebounder - Season	
Khamil Pierre - 11.6 rpg	
Leader in Assists - Season	
Mikayla Blakes - 3.7 apg	
Leader in Steals - Season	
Khamil Pierre - 3.4 spg	
Leader in Blocks - Season	
Leilani Kapinus - 1.0 bpg	
20-Pt Scoring Games	
Mikayla Blakes - 4	
Khamil Pierre - 4	
30-Pt Scoring Games	
--	

Ind. High Points - Game	
29 pts - Mikayla Blakes vs. Butler (11/17/24)	
Ind. High Rebounds - Game	
15 reb - Khamil Pierre vs. Arizona (11/26/24)	
Ind. High FTM - Game	
7 FTM - Mikayla Blakes vs. Butler (11/17/24)	
Ind. High 3-Pt FGM - Game	
5 3PM - Madison Greene at South Florida (11/14/24)	
5 3PM - Mikayla Blakes vs. Arizona (11/26/24)	
Ind. High Assists - Game	
8 - Mikayla Blakes vs. Hampton (11/20/24)	
Ind. High Blocks - Game	
3 - Jane Nwaba vs. Hampton (11/20/24)	
Ind. High Steals - Game	
7 - Khamil Pierre vs. Arizona (11/26/24)	

Largest Margin of Victory	
56 pts - 97-37 vs. Austin Peay (11/8/24)	
Largest Halftime Lead	
28 pts - 53-25 vs. Lipscomb (11/4/24)	
Largest Halftime Deficit	
--	
Largest Vandy Lead	
56 pts - 93-37 vs. Austin Peay (11/8/24)	
56 pts - 92-36 vs. Hampton (11/20/24)	
Largest Vandy Deficit	
4 pts - 4-0 vs. Austin Peay (11/8/24)	
Longest Scoring Run	
26-0 vs. Hampton (11/20/24)	
Longest Opp. Scoring Run	
10-0 - at South Florida (11/14/24)	
Largest 1st Half Deficit in a Win	
4 pts - 4-0 vs. Austin Peay (11/8/24)	
Largest 2nd Half Deficit in a Win	
--	

SCORING HIGH-LOW QUARTERS

Most 1st Quarter Points Scored	
31, vs. Lipscomb - 11.4.24	
Most 1st Quarter Points Scored (SEC Games)	
--	
Fewest 1st Quarter Points Scored	
15, vs. Arizona - 11.26.24	
Fewest 1st Quarter Points Scored (SEC Games)	
--	
Most 2nd Quarter Points Scored	
28 (2x), Last: vs. Hampton - 11.20.24	
Most 2nd Quarter Points Scored (SEC Games)	
--	
Fewest 2nd Quarter Points Scored	
15, at South Florida - 11.14.24	
Fewest 2nd Quarter Points Scored (SEC Games)	
--	
Most 3rd Quarter Points Scored	
28, vs. Lipscomb - 11.4.24	
Most 3rd Quarter Points Scored (SEC Games)	
--	
Fewest 3rd Quarter Points Scored	
19, vs. Arizona - 11.26.24	
Fewest 3rd Quarter Points Scored (SEC Games)	
--	
Most 4th Quarter Points Scored	
38, vs. Samford - 11.22.24	
Most 4th Quarter Points Scored (SEC Games)	
--	
Fewest 4th Quarter Points Scored	
8, at South Florida - 11.14.24	
Fewest 4th Quarter Points Scored (SEC Games)	
--	

Most 1st Quarter Points Allowed	
23, vs. Samford - 11.22.24	
Most 1st Quarter Points Allowed (SEC Games)	
--	
Fewest 1st Quarter Points Allowed	
7, vs. Arizona - 11.26.24	
Fewest 1st Quarter Points Allowed (SEC Games)	
--	
Most 2nd Quarter Points Allowed	
12, vs. Butler - 11.17.24	
Most 2nd Quarter Points Allowed (SEC Games)	
--	
Fewest 2nd Quarter Points Allowed	
7, vs. Hampton - 11.20.24	
Fewest 2nd Quarter Points Allowed (SEC Games)	
--	
Most 3rd Quarter Points Allowed	
19, vs. Arizona - 11.26.24	
Most 3rd Quarter Points Allowed (SEC Games)	
--	
Fewest 3rd Quarter Points Allowed	
4 (2x), vs. Hampton - 11.20.24	
Fewest 3rd Quarter Points Allowed (SEC Games)	
--	
Most 4th Quarter Points Allowed	
23, vs. Arizona - 11.26.24	
Most 4th Quarter Points Allowed (SEC Games)	
--	
Fewest 4th Quarter Points Allowed	
7, vs. Austin Peay - 11.8.24	
Fewest 4th Quarter Points Allowed (SEC Games)	
--	



2024-25 OVERALL STATS

Game Records

Record	Overall	Home	Away	Neutral
ALL GAMES	7-0	5-0	1-0	1-0
CONFERENCE	0-0	0-0	0-0	0-0
NON-CONFERENCE	7-0	5-0	1-0	1-0

Score by Periods

Team	1st	2nd	3rd	4th	OT	TOT
Vanderbilt	148	153	163	143	0	607
Opponents	105	67	84	96	0	352

Team Box Score

No.	Player	Total			3-Point		F-Throw		Rebounds				PF		DQ		A		TO		BLK		STL		PTS		AVG	
		GP-GS	MIN	AVG	FG-FGA	FG%	3FG-3FGA	3FG%	FT-FTA	FT%	OFF	DEF	TOT	AVG	PF	DQ	A	TO	BLK	STL	PTS	AVG						
1	BLAKES, Mikayla	7-7	194:56	27.8	49-98	.500	18-46	.391	27-33	.818	7	13	20	2.9	15	0	26	17	2	19	143	20.4						
12	PIERRE, Khamil	7-7	180:06	25.7	61-105	.581	0-2	.000	18-29	.621	26	55	81	11.6	15	0	8	14	0	24	140	20.0						
4	GREENE, Madison	7-3	184:05	26.3	26-50	.520	7-16	.438	13-14	.929	6	18	24	3.4	16	0	16	21	1	14	72	10.3						
23	MOORE, Iyana	6-5	157:29	26.2	22-52	.423	9-25	.360	6-9	.667	5	13	18	3.0	12	0	11	12	0	5	59	9.8						
10	NWABA, Jane	7-6	125:13	17.9	18-35	.514	3-9	.333	6-8	.750	8	12	20	2.9	8	0	8	7	6	7	45	6.4						
5	KAPINUS, Leilani	6-0	120:41	20.1	13-29	.448	2-8	.250	10-13	.769	12	9	21	3.5	10	0	15	7	6	13	38	6.3						
14	MITCHELL, Aiyana	7-0	86:08	12.3	15-26	.577	0-0	.000	10-18	.556	14	7	21	3.0	8	0	2	5	2	4	40	5.7						
13	PISSOTT, Justine	4-0	34:18	8.6	5-13	.385	3-8	.375	2-2	1.000	3	5	8	2.0	4	0	0	1	0	1	15	3.8						
11	OLIVER, Jordyn	7-7	183:56	26.3	11-34	.324	0-0	.000	3-4	.750	19	20	39	5.6	7	0	19	9	0	7	25	3.6						
24	MAKURAT, Aga	6-0	77:35	12.9	7-29	.241	6-23	.261	0-0	.000	3	13	16	2.7	3	0	4	4	4	1	20	3.3						
30	WILSON, Trinity	4-0	22:08	5.5	3-9	.333	0-0	.000	0-2	.000	4	6	10	2.5	2	0	2	1	1	0	6	1.5						
2	BROWN, Jada	6-0	33:26	5.6	1-4	.250	0-1	.000	2-2	1.000	4	2	6	1.0	6	0	2	1	0	2	4	0.7						
Team											14	17	31				3											
Total		7	1400		231-484	.477	48-138	.348	97-134	.724	125	190	315	45.0	106	0	113	102	22	97	607	86.7						
Opponents		7	1400		136-380	.358	39-142	.275	41-72	.569	67	144	211	30.1	128	1	74	173	17	55	352	50.3						

Team Statistics

	VU	OPP
Scoring	607	352
Points per game	86.7	50.3
Scoring margin	+36.4	-
Field goals-att	231-484	136-380
Field goal pct	.477	.358
3 point fg-att	48-138	39-142
3-point FG pct	.348	.275
3-pt FG made per game	6.9	5.6
Free throws-att	97-134	41-72
Free throw pct	.724	.569
F-Throws made per game	13.9	5.9
Rebounds	315	211
Rebounds per game	45.0	30.1
Rebounding margin	+14.9	-
Assists	113	74
Assists per game	16.1	10.6
Turnovers	102	173
Turnovers per game	14.6	24.7
Turnover margin	+10.1	-
Assist/turnover ratio	1.1	0.4
Steals	97	55
Steals per game	13.9	7.9
Blocks	22	17
Blocks per game	3.1	2.4
Winning streak	7	-
Home win streak	5	-
Attendance	15117	2606
Home games-Avg/Game	5-3023	1-2606
Neutral site-Avg/Game	-	1-450

Team Results

Date	Opponent	Score	Att.
11/04/2024	Lipscomb	W 102-50	5282
11/08/2024	Austin Peay	W 93-37	2343
11/14/2024	at South Fla.	W 62-49	2606
11/17/2024	Butler	W 81-52	2615
11/20/2024	Hampton	W 94-45	2353
11/22/2024	Samford	W 104-59	2524
11/26/2024	vs Arizona	W 71-60	450



2023-24 SEC STATS

Game Records

Record	Overall	Home	Away	Neutral
ALL GAMES	9-7	3-5	6-2	0-0
CONFERENCE	9-7	3-5	6-2	0-0
NON-CONFERENCE	0-0	0-0	0-0	0-0

Score by Periods

Team	1st	2nd	3rd	4th	OT	TOT
Vanderbilt	225	249	296	275	0	1045
Opponents	240	230	302	284	0	1056

Team Box Score

No.	Player				Total		3-Point		F-Throw		Rebounds											
		GP-GS	MIN	AVG	FG-FGA	FG%	3FG-3FGA	3FG%	FT-FTA	FT%	OFF	DEF	TOT	AVG	PF	DQ	A	TO	BLK	STL	PTS	AVG
23	MOORE, Iyana	16-16	603:39	37.7	89-214	.416	35-96	.365	69-75	.920	11	50	61	3.8	41	0	47	47	2	22	282	17.6
12	PIERRE, Khamil	16-7	355:20	22.2	60-147	.408	2-9	.222	45-61	.738	30	69	99	6.2	45	1	13	29	5	18	167	10.4
35	WASHINGTON, Sacha	16-16	462:13	28.9	63-138	.457	0-0	.000	34-50	.680	51	62	113	7.1	46	3	15	42	18	17	160	10.0
3	CAMBRIDGE, Jordyn	16-16	559:44	35.0	55-191	.288	17-83	.205	30-43	.698	17	58	75	4.7	48	3	71	48	4	43	157	9.8
13	PISSOTT, Justine	16-14	354:25	22.2	39-101	.386	29-71	.408	0-0	.000	5	35	40	2.5	24	1	8	23	9	7	107	6.7
11	OLIVER, Jordyn	16-10	420:05	26.3	31-56	.554	0-1	.000	6-9	.667	25	46	71	4.4	28	0	43	23	3	18	68	4.3
24	MAKURAT, Aga	16-0	206:52	12.9	17-54	.315	12-42	.286	3-4	.750	7	17	24	1.5	9	0	7	16	5	5	49	3.1
5	ALLEN, RYANNE	15-0	83:25	5.6	9-21	.429	8-19	.421	3-5	.600	1	7	8	0.5	9	0	0	4	1	2	29	1.9
14	MITCHELL, Aiyana	6-0	31:16	5.2	4-5	.800	0-0	.000	1-2	.500	2	2	4	0.7	6	0	0	1	3	0	9	1.5
2	BROWN, Jada	9-0	60:29	6.7	2-9	.222	2-7	.286	4-6	.667	1	1	2	0.2	7	0	2	2	0	1	10	1.1
21	LACHANCE, Bella	13-1	62:31	4.8	2-4	.500	0-1	.000	3-4	.750	0	6	6	0.5	6	0	4	1	0	2	7	0.5
Team											35	36	71					8				
Total		16	3200		371-940	.395	105-329	.319	198-259	.764	185	389	574	35.9	269	8	210	244	50	135	1045	65.3
Opponents		16	3200		392-929	.422	85-287	.296	187-257	.728	178	395	573	35.8	261	6	192	248	51	120	1056	66.0

Team Statistics

	VU	OPP
Scoring	1045	1056
Points per game	65.3	66.0
Scoring margin	-0.7	-
Field goals-att	371-940	392-929
Field goal pct	.395	.422
3 point fg-att	105-329	85-287
3-point FG pct	.319	.296
3-pt FG made per game	6.6	5.3
Free throws-att	198-259	187-257
Free throw pct	.764	.728
F-Throws made per game	12.4	11.7
Rebounds	574	573
Rebounds per game	35.9	35.8
Rebounding margin	+0.1	-
Assists	210	192
Assists per game	13.1	12.0
Turnovers	244	248
Turnovers per game	15.3	15.5
Turnover margin	+0.3	-
Assist/turnover ratio	0.9	0.8
Steals	135	120
Steals per game	8.4	7.5
Blocks	50	51
Blocks per game	3.1	3.2
Winning streak	3	-
Home win streak	1	-
Attendance	29660	48852
Home games-Avg/Game	8-3708	8-6107
Neutral site-Avg/Game	-	0-0

Team Results

Date	Opponent		Score	Att.
01/04/2024	at Mississippi St.	W	71-66	4261
01/07/2024	Florida	W	63-57	4737
01/11/2024	at Kentucky	W	95-73	3339
01/14/2024	Missouri	L	63-65	2560
01/18/2024	Auburn	W	53-50	1848
01/21/2024	at Tennessee	L	64-73	9088
01/28/2024	at South Carolina	L	74-91	18000
02/01/2024	Ole Miss	L	61-67	2106
02/05/2024	Alabama	L	66-74	2057
02/08/2024	LSU	L	62-85	6354
02/11/2024	at Georgia	W	61-55	3187
02/15/2024	at Texas A&M	W	49-45	3067
02/18/2024	Tennessee	L	61-86	6259
02/25/2024	at Arkansas	W	62-53	3839
02/29/2024	at Missouri	W	68-61	4071
03/03/2024	Georgia	W	72-55	3739



MEMORIAL GYMNASIUM



Memorial Gymnasium, the Southeastern Conference's most historic venue for college basketball, serves as the home court for the Vanderbilt Commodores. Dedicated in 1952 as a memorial to all Vanderbilt men and women who served in World War II, the arena was built as a combination gymnasium and concert hall by the late master architect Edwin Keeble.

Decades later, the unique style of Memorial Gym—with its benches on the baselines, a playing court that sits above portions of the crowd and deafening acoustics—continues to make the Commodores' home a dreaded stop for opponents. "Memorial Magic," with its capacity crowds, overflowing student section and lively pep band, have assisted in numerous Commodore victories. In the stands, fans across Middle Tennessee have helped Memorial Gymnasium rank among the NCAA's Top 30 attendance leaders on numerous occasions.

Connected to the facility sits a practice gym that includes three cross-court playing floors, coaches offices, a donor room, private suites and a Hall of Champions.

In all, Memorial Gym has been expanded three times. Constructed with a seating capacity of 6,583, the University saw its first need to increase seating in 1965 with the addition of two north-side balconies. Two years later, a pair of balancing balconies were erected on the south side of the gym and dubbed "The Balconies That Clyde Lee Built."

Capacity has fluctuated throughout the history of the building. It reached its highest number of 15,646 in 1969 when 4,000 seats were added in the east and west ends. When chairback seats in the end zones and suites on the north side were installed in the late 1990s capacity lowered to 14,168. Shortly thereafter, university officials removed portions of media press row on the south side in an effort to expand the student section by nearly 150 seats. Official capacity is now 14,326.

YEAR-BY-YEAR HOME RECORD

Year	W-L
2024-25	5-0
2023-24	12-5
2022-23	9-7
2021-22	12-5
2020-21*	3-2
2019-20	10-6
2018-19	5-9
2017-18	4-11
2016-17	10-5
2015-16	10-6
2014-15	9-6
2013-14	12-5
2012-13	12-2
2011-12	18-2
2010-11	12-3
2009-10	12-4
2008-09	15-1
2007-08	13-3
2006-07	15-1
2005-06	13-3
2004-05	11-3
2003-04	11-3
2002-03	11-2
2001-02	18-1
2000-01	16-2
1999-00	11-3
1998-99	9-5
1997-98	12-2
1996-97	13-1
1995-96	13-2
1994-95	16-1
1993-94	14-2
1992-93	15-1
1991-92	13-2
1990-91	11-3
1989-90	15-2
1988-89	10-1
1987-88	12-2
1986-87	15-2
1985-86	11-3
1984-85	6-4
1983-84	9-3
1982-83	5-6
1981-82	10-4
1980-81	6-5
1979-80	6-5
1978-79	7-5
1977-78	10-2
Total	527-163 (.764)

Vanderbilt has ranked among the top attendance draws in women's basketball over the years. Here is a year-by-year look at VU's home attendance figures, including where the team has ranked nationally since the 1999-00 season:

Year	Games	Total	Average	National Rank
2024-25	5	15,117	3,023	
2023-24	17	47,479	2,793	
2022-23	16	38,640	2,415	
2021-22	18	31,211	1,734	51st
2020-21*	5	209	42	—
2019-20	16	37,391	2,369	54th
2018-19	14	33,129	2,366	64th
2017-18	15	42,705	2,847	45th
2016-17	15	42,685	2,846	40th
2015-16	16	46,496	2,906	37th
2014-15	15	53,280	3,552	30th
2013-14	17	66,338	3,902	25th
2012-13	14	56,309	4,022	24th
2011-12	20	82,261	4,113	23rd
2010-11	15	68,828	4,589	20th
2009-10	16	69,521	4,345	21st
2008-09	16	76,150	4,759	18th
2007-08	17	91,279	5,369	17th
2006-07	16	72,215	4,513	23rd
2005-06	16	65,693	4,106	23rd
2004-05	14	51,682	3,692	31st
2003-04	14	44,352	3,168	33rd
2002-03	13	57,709	4,439	21st
2001-02	19	90,800	4,779	16th
2000-01	18	50,650	2,814	36th
1999-00	14	44,982	3,213	30th
1998-99	14	65,046	4,646	
1997-98	14	91,056	6,504	
1996-97	14	67,967	4,854	
1995-96	15	88,151	5,877	
1994-95	17	69,788	4,105	
1993-94	14	73,686	5,253	
1992-93	14	67,871	4,848	
1991-92	15	36,266	2,418	
1990-91	14	20,205	1,443	
1989-90	17	25,887	1,522	
1988-89	11	14,265	1,297	
1987-88	13	7,324	563	
1986-87	17	12,248	721	
1985-86	14	5,750	411	
1984-85	10	4,450	445	
1983-84	12	8,664	722	
1982-83	11	6,950	632	
1981-82	14	6,310	451	
1980-81	10	2,525	253	

*Vanderbilt discontinued its 2020-21 season due to the COVID-19 pandemic

Memorial Gym Women's Basketball Crowds Over 10,000

Rank	Attendance	Opponent	Date
1.	15,317	Tennessee	1/30/1993
2.	15,311	Tennessee	2/7/1999
3.	15,187	Tennessee	2/25/1996
4.	14,848	Tennessee	2/16/1998
5.	14,316	Tennessee	2/17/2008
6.	14,168	Tennessee	2/16/2002
7.	13,227	Tennessee	12/31/1994
8.	13,127	Tennessee	1/19/2006
9.	12,645	Tennessee	1/31/1994
10.	12,417	Tennessee	1/19/1997
11.	12,131	Ohio State	1/6/1993
12.	12,034	Tennessee	2/9/2012
13.	12,009	Tennessee	1/25/2007
14.	11,401	Tennessee	2/2/2003
15.	11,386	Tennessee	2/14/2011
16.	10,561	Tennessee	2/15/2004
17.	10,154	Tennessee	1/24/2013
18.	10,149	Tennessee	2/24/2000





RECORDS AT A GLANCE

Points

Game	1.	41 • Ciaja Harbison vs. Texas A&M, 1.29.23
		41 • Chantelle Anderson at Mississippi State, 2.8.01
	6.	37 • Iyana Moore at Kentucky, 1.11.24
Season	9.	35 • Five Times, Last: Chantelle Anderson at Tenn., 2.27.03
	2024-25	29 • Mikayla Blakes vs. Butler, 11.17.24
	1.	855 • Wendy Scholtens, 1989-90
Career	10.	612 • Sheri Sam, 1995-96
	2024-25	143 • Mikayla Blakes
	1.	2,604 • Chantelle Anderson, 2000-03
Active	10.	1,618 • Jasmine Lister, 2011-14
		1,008 • Sacha Washington, 2022-present

Field Goals Made

Game	1.	19 • Chantelle Anderson at Portland State, 12.23.00
	9.	15 • 8 Times, Last: Sacha Washington vs. La. Tech, 12.3.23
	2024-25	12 • Khamil Pierre vs. Lipscomb, 11.4.24
Season	1.	309 • Wendy Scholtens, 1989-90
	10.	241 • Aljeanette Bramlett, 1981-82
	2024-25	61 • Khamil Pierre
Career	1.	1,020 • Chantelle Anderson, 2000-03
	10.	625 • Sheri Sam, 1992-96
	Active	403 • Sacha Washington, 2022-present

Field Goals Attempted

Game	1.	31 • Eva Lemeh at Georgia, 2.16.81
	10.	24 • Christina Foggie vs. Georgia, 1.26.12
	2024-25	18 • Mikayla Blakes vs. Butler, 11.17.24
Season		18 • Khamil Pierre vs. Arizona, 11.26.24
	1.	571 • Barbara Brackman, 1981-82
	10.	463 • Donna Atkinson, 1983-84
Career	2024-25	105 • Khamil Pierre
	1.	1,655 • Wendy Scholtens, 1988-91
	10.	1,301 • Carla Thomas, 2004-2007
Active	824 • Sacha Washington, 2022-present	

Field Goal Percentage

Game	1.	1.000 • 4 Times, Last: Hannah Tuomi, 10-10 vs. UF, 2.24.10	
	(Min. 10 FGM)	9.	.917 • 3 Times, Last: Ashley Earley, 11-12 at Tenn., 2.13.05
	2024-25	.706 (12-17) • Khamil Pierre vs. Lipscomb, 11.4.24	
Season	1.	.723 (292-404) • Chantelle Anderson, 2000-01	
	(Min. 150 FGM)	10.	.602 (103-171) • Nicole Jules, 2005-06
	2024-25	.581 (61-105) • Khamil Pierre	
Career	1.	.651 (1,020-1,568) • Chantelle Anderson, 2000-03	
	(Min. 400 FGM)	10.	.543 (706-1,301) • Carla Thomas, 2004-07
	Active	.487 (403-824) • Sacha Washington, 2022-present	

3-Pointers Made

Game	1.	9 • Iyana Moore, vs. Alabama State, 12.28.21
	5.	7 • 11 Times, Last: Marnelle Garraud at Arkansas, 1.16.23
	2024-25	5 • Madison Greene at South Florida, 11.14.24
Season		5 • Mikayla Blakes vs. Arizona, 11.26.24
	1.	95 • Caroline Williams, 2005-06
	10.	80 • Christina Wirth, 2008-09
Career	2024-25	18 • Mikayla Blakes
	1.	276 • Christina Foggie, 2011-14
	10.	171 • Rhonda Blades, 1992-95
Active	144 • Iyana Moore, 2022-present	

3-Pointers Attempted

Game	1.	17 • Christina Foggie vs. Virginia, 11.23.12
		17 • Christina Foggie vs. Maryland, 3.28.09
	10.	13 • 12 Times, Last: Marnelle Garraud, vs. Georgia, 2.5.23
Season	2024-25	9 • Mikayla Blakes vs. Butler, 11.17.24
	1.	225 • Merideth Marsh, 2009-10
	10.	241 • Aljeanette Bramlett, 1981-82
Career	2024-25	46 • Mikayla Blakes
	1.	735 • Christina Foggie, 2011-14
	10.	456 • Michelle Palmisano, 1995-97
Active	401 • Iyana Moore, 2022-present	

3-Point Percentage

Game	1.	1.000 • Seven Times, Last: Erin Whalen (5-5) at Ala. 1.21.18	
	2024-25	.625 (5-8) • Madison Greene at South Florida, 11.14.24	
	(Min. 5 3PM)	.625 (5-8) • Mikayla Blakes vs. Arizona, 11.26.24	
Season	1.	.505 (48-95) • Caroline Williams, 2004-05	
	(Min. 40 3PA)	10.	.446 (37-83) • Christa Reed, 2016-17
	2024-25	.391 (18-46) • Mikayla Blakes	
Career	1.	.465 (238-512) • Caroline Williams, 2004-07	
	(Min. 100 3PM)	10.	.394 (145-368) • Donna Harris, 1990-94
	Active	.359 (144-401) • Iyana Moore, 2022-present	

Free Throws Made

Game	1.	18 • Ashley McElhiney vs. LSU, 2.15.01
		18 • Wendy Scholtens at Tenn. Tech, 1.11.89
	6.	14 • 5 Times, Last: Chantelle Anderson vs. North Carolina, 3.23.02
Season	2024-25	7 • Mikayla Blakes vs. Butler, 11.17.24
	1.	236 • Wendy Scholtens, 1989-90
	10.	133 • Tiffany Clarke, 2012-13
Career		133 • Harriet Brumfield, 1981-82
	2024-25	27 • Mikayla Blakes
	1.	681 • Wendy Scholtens, 1988-91
Active	10.	298 • Ashley McElhiney, 2000-03
		202 • Sacha Washington, 2022-present

Free Throws Attempted

Game	1.	19 • Ashley McElhiney vs. LSU, 2.15.01
	6.	16 • 6 Times, Last: Sacha Washington vs. Fairfield, 11.12.23
	2024-25	9 • Khamil Pierre vs. Arizona, 11.26.24
Season	1.	264 • Wendy Scholtens, 1989-90
	10.	190 • Christina Foggie, 2013-14
	2024-25	33 • Mikayla Blakes
Career	1.	785 • Wendy Scholtens, 1988-91
	10.	413 • Dee Davis, 2004-07
	Active	316 • Sacha Washington, 2022-present

Free Throw Percentage

Game	1.	1.000 • 19 Times, Last: Iyana Moore (10-10) vs Ga., 3.3.24	
	2024-25	1.000 (6-6) • Madison Greene vs. Austin Peay, 11.8.24	
	(Min. 10 FTM)	1.000 (6-6) • Mikayla Blakes vs. Arizona, 11.26.24	
Season	1.	.938 (61-65) • Christa Reed, 2017-18	
	10.	.870 (47-54) • Bella LaChance, 2022-23	
	2024-25	.818 (27-33) • Mikayla Blakes	
Career	1.	.868 (681-785) • Wendy Scholtens, 1988-91	
	(Min. 169 FTM)	5.	.817 (179-219) • Iyana Moore, 2022-present
	10.	.789 (195-247) • Julie Powell, 1991-94	
Active	.811 (185-228) • Iyana Moore, 2022-present		

Rebounds

Game	1.	22 • Wendy Scholtens vs. Lipscomb, 1.9.90
		22 • Wendy Scholtens vs. Wright State, 12.9.89
	10.	22 • Barbara Brackman vs. Union, 1.4.83
Season	10.	19 • 6 Times, Last: Jennifer Holmes vs. Florida, 2.25.99
	2024-25	15 • Khamil Pierre vs. Arizona, 11.26.24
	1.	389 • Wendy Scholtens, 1989-90
Career	10.	283 • Barbara Brackman, 1981-82
	2024-25	81 • Khamil Pierre
	1.	1,272 • Wendy Scholtens, 1988-91
Active	10.	822 • Chantelle Anderson, 2000-03
		720 • Sacha Washington, 2022-present

Assists

Game	1.	17 • Ashley McElhiney at Louisville, 1.2.03
	7.	13 • 5 Times, Last: Jasmine Lister vs. Tenn., 2.9.12
	2024-25	8 • Mikayla Blakes vs. Hampton, 11.20.24
Season	1.	262 • Cathy Bender, 1981-82
	10.	168 • Jasmine Lister, 2012-13
	2024-25	26 • Mikayla Blakes
Career	1.	730 • Dee Davis, 2004-07
	10.	438 • Jordyn Cambridge, 2018-24
	Active	191 • Iyana Moore, 2022-present

Steals

Game	1.	11 • Eva Lemeh vs. Murray State, 12.14.80
	6.	8 • 7 Times, Last: Jordyn Cambridge vs. Radford, 12.31.23
	2024-25	7 • Khamil Pierre vs. Arizona, 11.26.24
Season	1.	129 • Jordyn Cambridge, 2021-22
	10.	87 • Karen Booker, 1989-90
		87 • Jade Huntington, 1989-90
Career	2024-25	24 • Khamil Pierre
	1.	351 • Jordyn Cambridge, 2018-24
	10.	221 • Jennifer Risper, 2006-09
Active	103 • Sacha Washington, 2022-present	

Blocked Shots

Game	1.	10 • Angela Gorsica vs. Wingate, 12.28.95
		10 • Heidi Gillingham vs. Middle Tennessee, 1.30.92
	4.	8 • 15 Times, Last: Angela Gorsica vs. DePaul, 2.19.97
Season	2024-25	3 • Jane Nwaba vs. Hampton, 11.20.24
	1.	309 • Wendy Scholtens, 1989-90
	10.	241 • Aljeanette Bramlett, 1981-82
Career	2024-25	6 • Leilani Kapinus/Jane Nwaba
	1.	413 • Heidi Gillingham, 1991-94
	10.	112 • Harriet Brumfield, 1982-85
Active	108 • Sacha Washington, 2022-present	

Points Per Game

Season	1.	25.2 (855) • Wendy Scholtens, 1989-90	
	10.	19.7 (671) • Harriet Brumfield, 1981-82	
	2024-25	20.4 (143) • Mikayla Blakes	
Career	1.	21.3 (122) • Wendy Scholtens, 1988-91	
	(Min. 100 GP)	10.	12.8 (119) • Karen Booker, 1984-87
	Active	13.1 (74) • Iyana Moore, 2022-present	

Games Played

Career	1.	137 • Jessica Mooney, 2007-10
		137 • Chantelle Anderson, 2000-03
	10.	132 • Six times, Last: Tiffany Clarke, 2010-13
Active	99 • Sacha Washington, 2022-present	

Minutes Played

Game	1.	50 • Karen McGinn vs. Auburn, 12.13.78
		50 • Ann Morrow vs. Auburn, 12.13.78
	9.	46 • Chavonne Hammond vs. Kansas, 3.18.00
Season		46 • Ashley Smith vs. George Washington, 12.22.98
	2024-25	37 • Madison Greene at South Florida, 11.14.24
		37 • Iyana Moore vs. Arizona, 11.26.24
Career	1.	1,298 • Ashley McElhiney, 2001-02
	10.	1,179 • Zuzi Klimesova, 2000-01
	2024-25	195 • Madison Greene
Active	1.	4,626 • Jasmine Lister, 2011-14
	10.	3,779 • Christina Werth, 2006-09
	Active	2,465 • Sacha Washington, 2022-present





THE LAST TIME WHEN...

SCORING

Less than 40 pts	31 • East Tennessee St. • Johnson City, Tenn. • 12.01.22
40-49 pts	49 • Texas A&M • College Station, Texas • 02.15.24
Less than 50 pts & Won	49 • Texas A&M • College Station, Texas • 02.15.24
90-99 pts	94 • Hampton • Nashville, Tenn. • 11.20.24
100+ pts (regulation)	104 • Samford • Nashville, Tenn. • 11.22.24
100+ pts	104 • Samford • Nashville, Tenn. • 11.22.24

OPPONENT SCORING

Less than 40 pts	37 • Austin Peay • Nashville, Tenn. • 11.08.24
40-49 pts	45 • Hampton • Nashville, Tenn. • 11.20.24
Less than 50 pts & Won	44 • East Tennessee St. • Johnson City, Tenn. • 12.01.22
90-99 pts	91 • South Carolina • Columbia, S.C. • 01.28.24
100+ pts (regulation)	106 • South Carolina • Nashville, Tenn. • 01.14.21
100+ pts	106 • South Carolina • Nashville, Tenn. • 01.14.21

FIELD GOAL PERCENTAGE

20.0%-29.9%	27.9% (19-68) • Florida • Gainesville, Fla. • 1.22.23
30.0%-39.9%	38.9% (21-54) • Arizona • Palm Springs, Calif. • 11.26.24
30.0%-39.9% & Won	38.9% (21-54) • Arizona • Palm Springs, Calif. • 11.26.24
50.0%-59.9%	50.6% (42-83) • Samford • Nashville, Tenn. • 11.22.24
60.0% or higher	69.2% (36-52) • Air Force • Nashville, Tenn. • 11.30.15

OPPONENT FIELD GOAL PERCENTAGE

20.0%-29.9%	28.8% (15-52) • Austin Peay • Nashville, Tenn. • 11.8.24
20.0%-29.9% & won	27.4% (17-62) • East Tenn. St. • Johnson City, Tenn. • 12.1.22
30.0%-39.9%	37.9% (22-58) • Samford • Nashville, Tenn. • 11.22.24
30.0%-39.9% & won	39.0% (23-59) • NC State • Raleigh, N.C. • 11.29.23
50.0%-59.9%	52.5% (31-59) • Tennessee • Nashville, Tenn. • 2.18.24
60.0% or higher	66.7% (28-42) • Georgia • Nashville, Tenn. • 2.5.23

FREE THROW PERCENTAGE

Less than 50.0%	37.5% (3-8) • South Florida • Tampa, Fla. • 11.14.24
90.0%-99.9%	92.3% (12-13) • South Carolina • Columbia, S.C. • 1.28.24
1.000%	10-10 • Mississippi St. • Starkville, Miss. • 1.4.24
1.000% w/ 10 or more makes	10-10 • Mississippi St. • Starkville, Miss. • 1.4.24

OPPONENT FREE THROW PERCENTAGE

Less than 50.0%	28.6% (4-14) • Austin Peay • Nashville, Tenn. • 11.08.24
90.0%-99.9%	91.3% (21-23) • Kansas • Lawrence, Kan. • 12.2.24
1.000%	3-3 • South Florida • Tampa, Fla. • 11.14.24
1.000% w/ 10 or more makes	12-12 • Texas A&M • College Station, Texas • 2.10.22

BASKETS MADE

40+ field goals made	42 • Samford • Nashville, Tenn. • 11.22.24
10-14 3-point field goals made	10 • Radford • Nashville, Tenn. • 12.31.23
15+ 3-point field goals made	17 • Alabama State • Nashville, Tenn. • 12.28.21
Did not make a 3-pointer	0-9 • Butler • Indianapolis • 12.7.23
Made 20+ free throws	23 (23-31) • Arizona • Palm Springs, Calif. • 11.26.24
Made less than five free throws	3 (3-8) • South Florida • Tampa, Fla. • 11.14.24
Made 5-10 free throws	10 (10-12) • Hampton • Nashville, Tenn. • 11.20.24

OPPONENT BASKETS MADE

40+ field goals made	42 • South Carolina • Nashville, Tenn. • 1.14.21
10-14 3-point field goals made	11 • Samford • Nashville, Tenn. • 11.22.24
15+ 3-point field goals made	16 • Alabama • Tuscaloosa, Ala. • 2.16.23
Did not make a 3-pointer	0-8 • Ole Miss • Nashville, Tenn. • 2.20.22
Made 20+ free throws	20 (20-24) • Ole Miss • Nashville, Tenn. • 2.1.24
Made less than five free throws	4 (4-8) • Samford • Nashville, Tenn. • 11.22.24
Made 5-10 free throws	6 (6-11) • Arizona • Palm Springs, Calif. • 11.26.24

REBOUNDS

10-20 rebounds	20 • Georgia • Nashville, Tenn. • 2.5.23
50+ rebounds	56 • Samford • Nashville, Tenn. • 11.22.24
20+ rebound margin	+27 • Austin Peay • Nashville, Tenn. • 11.08.24
30+ rebound margin	+30 • Samford • Nashville, Tenn. • 11.22.24

OPPONENT REBOUNDS

20-30 rebounds	26 • Samford • Nashville, Tenn. • 11.22.24
50+ rebounds	50 • NC State • Raleigh, N.C. • 11.29.23
20+ rebound margin	+22 • LSU • Nashville, Tenn. • 2.8.24

STEALS

0-5 steals	3 • South Carolina • Columbia, S.C. • 1.28.24
10-15 steals	11 • Hampton • Nashville, Tenn. • 11.20.24
16-19 steals	19 • Arizona • Palm Springs, Calif. • 11.26.24
20+ steals	25 • UCLA • Boston, Mass. • 11.26.95

OPPONENT STEALS

0-5 steals	5 • South Florida • Tampa, Fla. • 11.14.24
10-15 steals	11 • Arizona • Palm Springs, Calif. • 11.26.24
15-19 steals	17 • Florida • Nashville, Tenn. • 1.7.24
20+ steals	22 • UCLA • Boston, Mass. • 11.26.95

ASSISTS

0-9 assists	6 • South Florida • Tampa, Fla. • 11.14.24
15-19 assists	18 • Butler • Nashville, Tenn. • 11.17.24
20-25 assists	23 • Samford • Nashville, Tenn. • 11.22.24
25-30 assists	29 • Kentucky • Lexington, Ky. • 1.11.24

OPPONENT ASSISTS

0-9 assists	9 • Hampton • Nashville, Tenn. • 11.20.24
15-19 assists	16 • Samford • Nashville, Tenn. • 11.22.24
20-25 assists	20 • South Carolina • Columbia, S.C. • 1.28.24

TURNOVERS

5-10 turnovers	8 • Tennessee • Nashville, Tenn. • 2.18.24
20-24 turnovers	23 • Arizona • Palm Springs, Calif. • 11.26.24
25-29 turnovers	25 • Florida • Nashville, Tenn. • 1.7.24
30-40 turnovers	37 • UCLA • Boston, Mass. • 11.26.95

OPPONENT TURNOVERS

5-10 turnovers	6 • South Carolina • Columbia, S.C. • 1.28.24
20-24 turnovers	22 • Samford • Nashville, Tenn. • 11.22.24
25-29 turnovers	26 • Arizona • Palm Springs, Calif. • 11.26.24
30-40 turnovers	30 • Butler • Nashville, Tenn. • 11.17.24

BLOCKED SHOTS

0 Blocks	0 • South Florida • Tampa, Fla. • 11.14.24
5-9 blocked shots	6 • Hampton • Nashville, Tenn. • 11.20.24

OPPONENT BLOCKED SHOTS

0 Blocks	0 • Butler • Nashville, Tenn. • 11.17.24
5-9 blocked shots	8 • South Florida • Tampa, Fla. • 11.14.24
10+ blocked shots	14 • South Carolina • Nashville, Tenn. • 1.19.23

MARGIN OF VICTORY

1 point	vs. Lipscomb (72-71) • Nashville, Tenn. • 12.18.22
2 points	vs. UT Martin (70-68) • Martin, Tenn. • 1.9.23
10-19 points	11 • Arizona (71-60) • Palm Springs, Calif. • 11.26.24
20-30 points	29 • Butler (81-52) • Nashville, Tenn. • 11.17.24
Back-to-back 20+ points	49 • Hampton (94-45) • Nashville, Tenn. • 11.20.24 45 • Samford (104-59) • Nashville, Tenn. • 11.22.24
30-39 points	32 • FDU (73-41) • Nashville, Tenn. • 12.29.23
Back-to-back 30+ points	49 • Hampton (94-45) • Nashville, Tenn. • 11.20.24 45 • Samford (104-59) • Nashville, Tenn. • 11.22.24
40-49 points	45 • Samford (104-59) • Nashville, Tenn. • 11.22.24
Back-to-back 40+ points	49 • Hampton (94-45) • Nashville, Tenn. • 11.20.24 45 • Samford (104-59) • Nashville, Tenn. • 11.22.24
50+ points	56 • Austin Peay (93-37) • Nashville, Tenn. • 11.08.24
Back-to-back 50+ points	52 • Lipscomb (102-50) • Memorial Gym • 11.04.24 56 • Austin Peay (93-37) • Nashville, Tenn. • 11.08.24
Single-overtime win	vs. Lipscomb (72-71) • Nashville, Tenn. • 12.18.22
Double-overtime win	at Florida (106-98) • Gainesville, Fla. • 2.6.11
Triple-overtime win	NEVER OCCURRED

OPPONENT MARGIN OF VICTORY

1 point	vs. Florida (53-52) • Greenville, S.C. • 3.3.22
2 points	vs. Missouri (65-63) • Nashville, Tenn. • 1.14.24
20-30 points	25 • Tennessee • Nashville, Tenn. • 2.18.24
Back-to-back 20+ points	25 • LSU (88-63) • Baton Rouge, La. • 1.1.23 21 • Ole Miss (74-53) • Oxford, Miss. • 1.5.23
30-39 points	37 • Alabama (98-61) • Tuscaloosa, Ala. • 1.26.20
40-49 points	48 • South Carolina (96-48) • Nashville, Tenn. • 1.19.23
50+ points	55 • South Carolina () • Columbia, S.C. • 01.24.22
Single-overtime win	Alabama (77-71) • Nashville, Tenn. • 2.6.22
Double-overtime win	Auburn (96-93) • Auburn, Ala. • 1.20.90
Triple-overtime win	NEVER OCCURRED





LAST TIME...

A DORE SCORED 20 OR MORE PTS

Khamil Pierre • 25 Pts vs. Arizona • 11.26.24
Mikayla Blakes • 23 Pts vs. Arizona • 11.26.24

TWO DORES SCORED 20 OR MORE PTS

Khamil Pierre • 25 Pts vs. Arizona • 11.26.24
Mikayla Blakes • 23 Pts vs. Arizona • 11.26.24

AN OPP. SCORED 20 OR MORE PTS

Jada Williams, Arizona • 20 Pts • 11.26.24

A DORE SCORED 30 OR MORE PTS

Iyana Moore • 37 Pts at Kentucky • 1.11.24

AN OPP. SCORED 30 OR MORE PTS

Aliyah Matharu, Florida • 35 Pts • 3.7.24

A DORE COLLECTED 15 OR MORE REBS

Khamil Pierre • 15 Reb vs. Arizona • 11.26.24

AN OPP. COLLECTED 15 OR MORE REBS

Angel Reese, LSU • 16 Reb • 2.8.24

A DORE COLLECTED 10 OR MORE AST

Jordyn Cambridge • 12 Ast at Kentucky • 1.11.24

AN OPP. COLLECTED 10 OR MORE AST

Alexis Morris, LSU • 12 Ast • 1.1.23

A DORE HAD FIVE OR MORE STL

Khamil Pierre • 7 Stl vs. Arizona • 11.26.24

AN OPP. COLLECTED FIVE OR MORE STL

Jada Williams, Arizona • 6 Stl • 11.26.24

A DORE HAD FIVE OR MORE BLK

Sacha Washington • 6 Blk vs. Dayton • 12.20.23

AN OPP. COLLECTED FIVE OR MORE BLK

L'or Mputu, South Florida • 6 Blk • 11.14.24

A DORE MADE 10-PLUS FG

Khamil Pierre • 10 FGM vs. Arizona • 11.25.24

A DORE MADE 10-PLUS FG IN BACK-TO-BACK GAMES

Khamil Pierre • 10 FGM vs. Samford • 11.22.24
10 FGM vs. Arizona • 11.26.24

AN OPP. MADE 10 OR MORE FG

Aliyah Matharu, Florida • 14 FGM • 3.7.24

A DORE ATTEMPTED 20 OR MORE FG

Jordyn Cambridge • 20 FGA vs. Tennessee • 2.18.24

AN OPP. ATTEMPTED 20 OR MORE FG

Aliyah Matharu, Florida • 25 FGA • 3.7.24

A DORE MADE 10 OR MORE FREE THROWS

Iyana Moore • 11 FTM vs. Georgia • 3.3.24

AN OPP. MADE 10 OR MORE FREE THROWS

Diamond Battles, Georgia • 10 FTM • 2.5.23

A DORE MADE 5 OR MORE 3-PT FG

Mikayla Blakes • 5 3PT FGM vs. Arizona • 11.26.24

AN OPP. MADE 5 OR MORE 3-PT FG

Sadie Stetson, Samford • 5 3PT FGM • 11.22.24

VANDY HAD 5 OR PLAYERS IN DBL FIGURES

Six Players • vs. Samford • 11.22.24

AN OPP. HAD 5 OR PLAYERS IN DBL FIGURES

LSU • Five Players • 2.8.24

VANDY PLAYER HAD A DOUBLE-DOUBLE

Khamil Pierre • 21 pt/12 reb vs. Samford • 11.22.24

A DORE HAD CONSECUTIVE DOUBLE-DOUBLES

Khamil Pierre • 3-Straight Games
25 pts, 15 reb vs. Arizona • 11.26.24
21 pts, 12 reb vs. Samford • 11.22.24
15 pts, 12 reb vs. Hampton • 11.20.24

AN OPP. HAD A DOUBLE-DOUBLE

Javyn Nicholson, Georgia • 15 pts, 11 reb • 2.11.24

VANDY HAD 2 PLAYERS POST A DOUBLE-DOUBLE

vs. Samford • 11.22.24
Khamil Pierre • 21 pts, 12 reb
Leilani Kapinus • 11 pts, 10 reb

AN OPP. HAD 2 PLAYERS POST A DOUBLE-DOUBLE

LSU • 2.8.24
Angel Reese • 15 pts, 16 reb
Aneesha Morrow • 13 pts, 10 reb

VANDY HAD 3 PLAYERS POST A DBL-DBL

vs. Western Kentucky • 11.15.23
Sacha Washington • 18 pts, 10 reb
Jordyn Oliver • 15 pts, 10 reb
Jordyn Cambridge • 11 pts, 13 reb

VANDY PLAYER HAD A TRIPLE-DOUBLE

Jordyn Cambridge • vs. Texas A&M • 3.2.23
15 reb, 13 pts, 10 ast

ALL VANDY PLAYERS THAT PLAYED SCORED

9 players vs. Arizona • 11.26.24

RECORD WHEN...

2024-25 OVERALL

AT HOME	5-0
ON THE ROAD	1-0
NEUTRAL GAMES	1-0
IN OVERTIME	0-0
IN DOUBLE OVERTIME	0-0
AFTER A WIN	6-0
AFTER A LOSS	0-0
LEADING AT HALFTIME	6-0
TRAILING AT HALFTIME	0-0
TIED AT HALFTIME	0-0
LEADING AFTER 1ST QUARTER	6-0
TRAILING AFTER 1ST QUARTER	1-0
TIED SCORE AFTER 1ST QUARTER	0-0
OUTSCORING OPP. IN 2ND HALF	6-0
OUTSCORED BY OPP. IN 2ND HALF	1-0
SCORING SAME PTS IN 2ND HALF	0-0
LEADING WITH 5 MIN. REMAINING	7-0
TRAILING WITH 5 MIN. REMAINING	0-0
TIED WITH 5 MIN. REMAINING	0-0
SCORING FEWER THAN 50 POINTS	0-0
SCORING 50-59 POINTS	0-0
SCORING 60-69 POINTS	1-0
SCORING 70-79 POINTS	1-0
SCORING 80-89 POINTS	1-0
SCORING 90-99 POINTS	2-0
SCORING 100+ POINTS	2-0
ALLOWING 39-OR-FEWER POINTS	1-0
ALLOWING 40-49 POINTS	2-0
ALLOWING 50-59 POINTS	3-0
ALLOWING 60-69 POINTS	1-0
ALLOWING 70-79 POINTS	0-0
ALLOWING 80-89 POINTS	0-0
ALLOWING 90-OR-MORE POINTS	0-0
GAME DECIDED BY 1-POINT	0-0
GAME DECIDED BY 2-3 POINTS	0-0
GAME DECIDED BY 4-5 POINTS	0-0
GAME DECIDED BY 6-9 POINTS	0-0
GAME DECIDED BY 10-19 POINTS	2-0
GAME DECIDED BY 20-29 POINTS	1-0
GAME DECIDED BY 30-39 POINTS	0-0
GAME DECIDED BY 40-49 POINTS	2-0
GAME DECIDED BY 50+ POINTS	2-0
HIGHER FIELD GOAL PERCENTAGE	6-0
LOWER FIELD GOAL PERCENTAGE	1-0
SAME FIELD GOAL PERCENTAGE	0-0
SHOOTING LESS THAN 30%	0-0
SHOOTING 30-39%	2-0
SHOOTING 40-49%	1-0
SHOOTING 50+%	4-0
OPP. SHOOTING LESS 30%	2-0
OPP. SHOOTING 30-39%	4-0
OPP. SHOOTING 40-49%	1-0
OPP. SHOOTING 50+%	0-0
MORE MADE 3-PT THAN OPP.	4-0
FEWER MADE 3-PT THAN OPP.	2-0
SAME 3-PT MAKES AS OPP.	1-0
MAKING FEWER THAN FIVE 3-PT FG	0-0
MAKING BETWEEN 5-9 3-PT FG	7-0
MAKING 10+ 3-PT FG	0-0
ALLOWING FEWER THAN 5 3-PT FG	5-0
ALLOWING BETWEEN 5-9 3-PT FG	1-0
ALLOWING 10+ 3-PT FG	1-0

MAKING MORE FREE THROWS	6-0
MAKING FEWER FREE THROWS	0-0
MAKING SAME FREE THROWS	1-0
MAKING FEWER THAN 10 FREE THROWS	1-0
MAKING 10-19 FREE THROWS	4-0
MAKINGS 20+ FREE THROWS	2-0
OPP. MAKES 0-10 FREE THROWS	5-0
OPP. MAKES 10-19 FREE THROWS	2-0
OPP. MAKES 20+ FREE THROWS	0-0
OUTREBOUNDING OPP.	6-0
OUTREBOUNDED BY OPP.	1-0
SAME TOTAL OF REBOUNDS	0-0
FEWER THAN 10 ASSISTS	1-0
10-19 ASSISTS	4-0
20+ ASSISTS	2-0
NO BLOCKS	0-0
1-4 BLOCKS	4-0
5+ BLOCKS	3-0
COMMITTING FEWER TURNOVERS	7-0
COMMITTING MORE TURNOVERS	0-0
COMMITTING SAME TURNOVERS	0-0
FORCING FEWER THAN 10 TURNOVERS	0-0
FORCING 10-19 TURNOVERS	0-0
FORCING 20+ TURNOVERS	7-0
IN DAY GAMES	3-0
IN NIGHT GAMES	4-0
ON SUNDAY	1-0
ON MONDAY	1-0
ON TUESDAY	1-0
ON WEDNESDAY	1-0
ON THURSDAY	1-0
ON FRIDAY	2-0
ON SATURDAY	0-0
IN NOVEMBER	7-0
IN DECEMBER	0-0
IN JANUARY	0-0
IN FEBRUARY	0-0
IN MARCH	0-0
VS. SEC	0-0
VS. SEC AT MEMORIAL GYM	0-0
VS. SEC ON THE ROAD	0-0
VS. RANKED OPPONENTS	0-0
WINNING THE OPENING TIP	5-0
LOSING THE OPENING TIP	2-0
WEARING WHITE	3-0
WEARING VANDY SCRIPT WHITE	1-0
WEARING GOLD	1-0
WEARING BLACK	2-0
WEARING GRAY	0-0
WEARING PLAY4KAY JERSEY	0-0





2024-25 GAME LEADERS

OPPONENT	DATE	SCORE	W/L	POINTS	REBOUNDS	ASSISTS	STEALS	BLOCKS
Lipscomb	11-04-24	102-50	W	Pierre (25)	Pierre (14)	Blakes (5)	Greene (6)	Mitchell (1)
Austin Peay	11-08-24	93-37	W	Blakes/Moore (16)	Pierre (10)	Greene/Moore (3)	Blakes (3)	Kapinus/Makurat/Nwaba (2)
at South Florida	11-14-24	62-49	W	Pierre (17)	Pierre (10)	Oliver (3)	Blakes/Oliver (2)	--
Butler	11-17-24	81-52	W	Blakes (29)	Pierre (8)	Oliver (6)	Pierre (4)	Kapinus/Nwaba (1)
Hampton	11-20-24	94-45	W	Blakes (22)	Pierre (12)	Blakes (8)	Blakes/Pierre (3)	Nwaba (3)
Samford	11-22-24	104-59	W	Pierre (21)	Pierre (12)	Greene/Kapinus (6)	Kapinus/Pierre (4)	Blakes/Kapinus/Mitchell (1)
vs. Arizona	11-26-24	71-60	W	Pierre (25)	Pierre (15)	Blakes/Moore (4)	Pierre (7)	Kapinus (2)
vs. Michigan State	11-27-24							
Appalachian State	12-01-24							
at Miami (Fla.)	12-04-24							
Evansville	12-14-24							
at Dayton	12-19-24							
West Georgia	12-21-24							
Alabama A&M	12-29-24							
Georgia	01-02-25							
Kentucky	01-05-25							
at Ole Miss	01-09-25							
at LSU	01-13-25							
Tennessee	01-19-25							
Arkansas	01-23-25							
at Alabama	01-26-25							
at Florida	01-30-25							
Ole Miss	02-02-25							
at Texas	02-06-25							
Mississippi State	02-13-25							
at Auburn	02-16-25							
at Oklahoma	02-20-25							
South Carolina	02-23-25							
Texas A&M	02-27-25							
at Missouri	03-02-25							

POINTS	REBOUNDS	ASSISTS	STEALS	BLOCKS
Khamil Pierre 4 (4-0)	Khamil Pierre 7 (7-0)	Mikayla Blakes 3 (3-0)	Khamil Pierre 4 (4-0)	Lelilani Kapinus 4 (4-0)
Mikayla Blakes 3 (3-0)		Jordyn Oliver 2 (2-0)	Mikayla Blakes 3 (3-0)	Jane Nwaba 3 (3-0)
Iyana Moore 1 (1-0)		Madison Greene 2 (2-0)	Madison Greene 1 (1-0)	Aiyana Mitchell 2 (2-0)
		Iyana Moore 2 (2-0)	Leilani Kapinus 1 (1-0)	Mikayla Blakes 1 (1-0)
		Leilani Kapinus 1 (1-0)	Jordyn Oliver 1 (1-0)	Aga Makurat 1 (1-0)

2024-25 GAME HIGHS & LOWS

HIGHS

Points	104	vs. Samford (11/22/24)
FG Made	43	vs. Lipscomb (11/4/24)
FG Attempts	83	vs. Samford (11/22/24)
3-Pt FG Made	8	vs. Butler (11/17/24)
		vs. Hampton (11/20/24)
		vs. Samford (11/22/24)
3-PT FG Attempts	28	at South Florida (11/14/24)
FT Made	23	vs. Austin Peay (11/8/24)
		vs. Arizona (11/26/24)
FT Attempts	31	vs. Arizona (11/26/24)
Rebounds	56	vs. Samford (11/22/24)
Assists	23	vs. Samford (11/22/24)
Steals	19	vs. Arizona (11/26/24)
Blocks	8	vs. Austin Peay (11/8/24)
Turnovers	23	vs. Arizona (11/26/24)
Fouls	19	vs. Arizona (11/26/24)

LOWS

Points	62	at South Florida (11/14/24)
FG Made	21	vs. Arizona (11/26/24)
FG Attempts	54	vs. Arizona (11/26/24)
3-Pt FG Made	5	vs. Lipscomb (11/4/24)
3-PT FG Attempts	14	vs. Arizona (11/26/24)
FT Made	3	at South Florida (11/14/24)
FT Attempts	8	at South Florida (11/14/24)
Rebounds	33	vs. Butler (11/17/24)
Assists	6	at South Florida (11/14/24)
Steals	8	at South Florida (11/14/24)
Blocks	0	at South Florida (11/14/24)
Turnovers	11	vs. Hampton (11/20/24)
		vs. Samford (11/22/24)
Fouls	11	at South Florida (11/14/24)
		vs. Hampton (11/20/24)





VANDERBILT STATS

BENCH PRODUCTION

Game	VU-OPP	Diff.	Top Bench Scorer
Lipscomb	31-25	+6	Madison Greene, 14
Austin Peay	35-12	+23	Madison Greene, 13
at South Fla.	6-32	-26	Makurat/Mitchell/Moore, 2
Butler	17-18	-1	Aiyana Mitchell, 6
Hampton	33-18	+15	Madison Greene, 11
Samford	43-18	+25	Madison Greene, 16
vs. Arizona	15-6	+9	Leilani Kapinus, 7
Total	180-129	+51	Madison Greene, 54
AVG.	25.7-18.4	+7.3	Madison Greene, 13.5 ppg

SPECIALTY STATS

Game	Paint	Off TO	2nd Chance	Fastbreak
Lipscomb	70-22	22-8	23-8	27-3
Austin Peay	42-20	33-10	20-4	24-1
at South Fla.	28-24	19-12	12-7	3-4
Butler	30-20	41-13	10-7	14-7
Hampton	46-28	36-12	19-4	13-6
Samford	60-22	24-3	28-9	26-9
vs. Arizona	20-40	29-19	17-13	9-8
Total	296-176	204-77	129-52	116-38
AVG.	42.3-25.1	29.1-11.0	18.4-7.4	16.6-5.4



2024-25 GAME COMPARISON

Opponent	1st	2nd	3rd	4th	Final	Mar	Total FG	FG Pct	3-Pointers	3FG Pct	Free Throws	FT Pct	Rebs	Mar	Ast	TOver	Block	Steal	Fouls
Lipscomb	31-15	22-10	28-14	21-11	102-50	+52	43-81/17-61	.531/.279	5-17/6-35	.294/.171	11-14/10-17	.786/.588	54/32	+22	17/6	12/23	1/2	15/2	15/17
Austin Peay	24-16	28-10	26-4	15-7	93-37	+56	32-71/15-52	.451/.288	6-17/3-14	.353/.214	23-30/4-14	.767/.286	55/28	+27	15/6	12/25	8/2	10/6	15/27
at South Florida	19-17	15-9	20-11	8-12	62-49	+13	26-68/21-57	.382/.368	7-28/4-18	.250/.222	3-8/3-3	.375/1.000	37/43	-6	6/13	12/23	0/8	8/5	11/14
Butler	17-8	20-12	22-16	22-16	81-52	+19	29-57/18-47	.509/.383	8-18/8-18	.444/.444	15-19/8-11	.789/.727	33/25	+8	18/12	21/30	2/0	17/12	16/16
Hampton	23-21	28-7	25-4	18-13	94-45	+49	38-70/18-49	.543/.367	8-25/3-12	.320/.250	10-12/6-8	.833/.750	40/24	+16	22/9	11/24	6/1	11/7	11/15
Samford	19-21	24-8	23-16	38-14	104-59	+45	42-83/22-56	.506/.393	8-19/11-29	.421/.379	12-20/4-8	.600/.500	56/26	+30	23/16	11/22	3/2	17/8	17/19
vs. Arizona	15-7	16-11	19-19	21-23	71-60	+11	21-54/25-58	.389/.431	6-14/4-16	.429/.250	23-31/6-11	.742/.545	40/33	+7	12/12	23/26	2/2	19/11	19/22
vs. Michigan State																			
Appalachian State																			
at Miami																			
Evansville																			
at Dayton																			
West Georgia																			
Alabama A&M																			
Georgia																			
Kentucky																			
at Ole Miss																			
at LSU																			
Tennessee																			
Arkansas																			
at Alabama																			
at Florida																			
Ole Miss																			
at Texas																			
Mississippi State																			
at Auburn																			
at Oklahoma																			
South Carolina																			
Texas A&M																			
at Missouri																			
SEASON TOTAL	133-98	137-56	144-65	122-73	536-292	+244	210-430/111-322	.488/.345	42-124/35-126	.339/.278	74-103/35-61	.718/.574	275/178	+97	101/62	79/147	20/15	78/44	87/106
SEASON AVG	22.2-16.3	22.8-9.3	24.0-10.8	20.3-12.2	89.3-48.7	+40.7	35.0-71.7/18.5-53.7		7.0-20.7/5.8-21.0		12.3-17.2/5.8-10.2		45.8/29.7	+16.2	16.8/10.3	13.2/24.5	3.3/2.5	13.0/7.3	17.4/17.7

SEASON HIGH | SEASON LOW

2024-25 GAME-BY-GAME STATS

Opponent	Date	Score	W/L	Total		3-Pointers		Free throws		Rebounds				Other Stats						
				FG-FGA	PCT	3FG-3FGA	PCT	FT-FTA	PCT	OFF	DEF	TOT	AVG	PF	A	TO	BLK	STL	PTS	AVG
Lipscomb	11/04/2024	102-50	W	43-81	.531	5-17	.294	11-14	.786	22	32	54	54.0	17	17	12	1	15	102	102.0
Austin Peay	11/08/2024	93-37	W	32-71	.451	6-17	.353	23-30	.767	21	34	55	54.5	15	15	12	8	10	93	97.5
at South Fla.	11/14/2024	62-49	W	26-68	.382	7-28	.250	3-8	.375	12	25	37	48.7	11	6	12	0	8	62	85.7
Butler	11/17/2024	81-52	W	29-57	.509	8-18	.444	15-19	.789	13	20	33	44.8	16	18	21	2	17	81	84.5
Hampton	11/20/2024	94-45	W	38-70	.543	8-25	.320	10-12	.833	15	25	40	43.8	11	22	11	6	11	94	86.4
Samford	11/22/2024	104-59	W	42-83	.506	8-19	.421	12-20	.600	27	29	56	45.8	17	23	11	3	17	104	89.3
Total		536		210-430	.488	42-124	.339	74-103	.718	110	165	275	45.8	87	101	79	20	78	536	89.3
Opponents		292		111-322	.345	35-126	.278	35-61	.574	56	122	178	29.7	106	62	147	15	44	292	48.7

Vanderbilt Averages

Games Played	Points/game	FG Pct	3FG Pct	FT Pct	Rebounds/game	Assists/game	Turnovers/game	Assist/Turnover ratio	Steals/game	Blocks/game
6	89.3	48.8	33.9	71.8	45.8	16.8	13.2	1.3	13.0	3.3





THE SHEA RALPH FILE

Head Coach Vanderbilt (2021-Current)

- 58-48 overall record in four seasons at Vanderbilt
- Guided Vanderbilt to its first NCAA Tournament bid since the 2014 NCAA Tournament in 2023-24 and posted the Dores' first NCAA Tournament victory since 2013
- Posted the largest win improvement from one season to next in school history during the 2023-24 season, as Vandy's 23 victories marked an 11-win improvement from 2022-23
- Led Vanderbilt to its first postseason bid since the 2013-14 campaign with an appearance in the 2022 WNIT in her debut season in 2021-22
- Guided Vandy to a school record six SEC road wins in '23-'24
- Five players have earned All-SEC honors under Ralph

Assistant Coach UConn (2008-2021)

- 462-22 in 13 seasons as an assistant coach at UConn
- Won Six NCAA National Championships
- 12 Final Four Appearances
- 16 Conference Titles
- Coached 21 WNBA Draft Picks, 9 top-5 picks, three No. 1 picks

Assistant Coach Pittsburgh (2003-2008)

- 86-66 in five seasons as an assistant coach at Pittsburgh
- 2008 Sweet 16 Appearance
- Two NCAA Tournament Appearances (2007 & 08)
- 2006 WNIT Final Four

Player UConn (1996-2001)

- Drafted by Utah Starzz in 2001 WNBA Draft
- Scored 1,678 career points, Ranks 8th in UConn history
- Won 2000 NCAA National Championship
- 2000 NCAA Women's Final Four MVP
- 2000 Big East Player of the Year
- 2000 All-American
- 2000 Sports Illustrated Women's College Player of the Year
- Honda Award Winner

SHEA RALPH

HEAD COACH
FOURTH SEASON
UConn - '01



Shea Ralph was named the sixth head coach in Vanderbilt women's basketball history on April 13, 2021. The 2024-25 campaign marks her fourth season leading the Commodores.

Ralph orchestrated one of the biggest turn-arounds in program history during the 2023-24 season, as the Commodores went from being projected last in the SEC preseason polls to earning the program's first bid into the NCAA Tournament in 10 seasons.

Vanderbilt went 23-10 in Year 3 under Ralph's direction, as the Commodores made their first appearance in the NCAA Tournament since the 2013-14 campaign. The 23 wins marked an 11-win improvement from a season ago, which is the second-largest win improvement from one season to the next in program history.

The Commodores went out and proved the preseason prognosticators wrong in 2023-24, as Vandy finished sixth in the SEC after being picked 13th in the Preseason SEC Coaches Poll and 14th in the Preseason SEC Media Poll. The Dores went 9-7 in SEC play and won a program-record six road SEC games. The nine SEC wins were the most for Vanderbilt since the 2012-13 campaign. The Commodores earned the No. 6 seed in the 2024 SEC Women's Basketball Tournament, which was the program's highest seed at the SEC Tournament since 2011.

Vanderbilt's at-large bid into the 2024 NCAA



Tournament marked the second time in her three seasons that Ralph has led the Commodores to the postseason.

A total of three Commodores earned All-SEC honors in Year 3 under Ralph. Iyana Moore made her first appearance on the All-SEC second team, while Jordyn Cambridge was named to the All-SEC defensive team for a school-record third time. Khamil Pierre was named to the All-SEC freshman team, making her the third Commodore to earn a spot on the team under Ralph, joining Moore and Sacha Washington. Pierre also was named SEC Freshman of the Week a program record five times during the season.

Vanderbilt's hard-nosed and gritty approach helped the Commodores become one of the elite defensive teams in the SEC, as Vandy ranked third in steals per game at 10.2 steals. The Dores' 315 steals during the 2023-24 campaign are the third-most in a season in program history.

Vanderbilt was hit hard with a plethora of pre-season injuries to begin the 2022-23 campaign. Coach Ralph was able to rally the Commodores and record a second-straight double-digit win season, marking the first time in six years that Vandy has posted back-to-back double-digit win campaigns.

During the 2022-23 campaign, Ralph guided Vanderbilt to a winning record inside Memorial Gymnasium for the 38th time in the last 40 seasons. The Commodores won nine games at Memorial Gym, which included victories over Texas A&M, Arkansas, and Kentucky.

Ralph was key in the development of Cijia Harbison, who transferred into the program for her graduate season and become one of the most prolific scorers in the SEC. Harbison earned second team All-SEC honors after averaging 19.6 points per game and shot 40.6% from the field. The only player in the SEC to score 40 points in a game this season, Harbison had three outings with 30-plus points among the 23 times she has scored in double figures while recording the



highest scoring average of her collegiate career. Harbison has led the Commodores in scoring 16 times, assists on 20 occasions and steals in 15 games. Harbison tied a school record with 41 points and added five steals in a January win over Texas A&M

In her inaugural season, Ralph led Vanderbilt to its first postseason appearance since 2014. The Commodores reached the third round of the Women's National Invitation Tournament, their longest postseason run since 2013. Vanderbilt also recorded its first SEC Tournament victory in six years when it defeated Texas A&M 85-69 on March 2, 2022.



In all, Ralph accrued the third-most wins of any women's basketball coach in a debut season. That included a 63-59 victory against No. 15 Florida in Memorial Gymnasium on Feb. 24, 2022, the program's first win against a ranked opponent since 2020.

Ralph wasted no time helping individual student-athletes realize their full potential. Jordyn Cambridge, Iyana Moore and Sacha Washington earned All-SEC accolades during the 2021-22 campaign. Cambridge recorded the program's first postseason triple-double during the SEC Tournament, while she and Moore contributed to a program-record 17 3-pointers against Alabama State on Dec. 28, 2021.

A seven-time national champion as a student-athlete or coach, Ralph arrived at Vanderbilt after spending the previous 13 seasons as an assistant coach alongside Geno Auriemma at the University of Connecticut. While serving as a coach at her alma mater, Ralph helped guide the Huskies to 12 Final Four appearances and six national championships, including a record four consecutive titles from 2013-16.

Ralph was an instrumental figure in recruiting and player development with the Huskies. She mentored standouts like Paige Bueckers, who in 2020-21 became the first freshman to sweep the major national player-of-the-year awards:

RALPH'S CAREER RECORD

SEASON	TEAM	OVERALL	CONF.	CONF. FINISH	POSTSEASON
1996-97	UConn (Player)	33-1	18-0	1st	Elite Eight
1997-98	UConn (Player)	34-3	17-1	1st	Elite Eight
1998-99	UConn (Player)	29-5	17-1	T-1st	Sweet 16
1999-00	UConn (Player)	36-1	18-0	T-1st	NCAA Champions
2000-01	UConn (Player)	32-3	17-1	1st	Final Four
2003-04	Pittsburgh (AC)	6-20	2-14	13th	--
2004-05	Pittsburgh (AC)	13-15	5-11	10th	--
2005-06	Pittsburgh (AC)	22-11	9-7	T-6th	WNIT Final Four
2006-07	Pittsburgh (AC)	24-9	10-6	T-5th	NCAA 2nd Rd
2007-08	Pittsburgh (AC)	24-11	10-6	T-5th	Sweet 16
2008-09	UConn (AC)	39-0	16-0	1st	NCAA Champions
2009-10	UConn (AC)	39-0	16-0	1st	NCAA Champions
2010-11	UConn (AC)	36-2	16-0	1st	Final Four
2011-12	UConn (AC)	33-5	13-3	T-2nd	Final Four
2012-13	UConn (AC)	35-4	14-2	2nd	NCAA Champions
2013-14	UConn (AC)	40-0	18-0	1st	NCAA Champions
2014-15	UConn (AC)	38-1	18-0	1st	NCAA Champions
2015-16	UConn (AC)	38-0	18-0	1st	NCAA Champions
2016-17	UConn (AC)	36-1	16-0	1st	Final Four
2017-18	UConn (AC)	36-1	16-0	1st	Final Four
2018-19	UConn (AC)	35-3	16-0	1st	Final Four
2019-20	UConn (AC)	29-3	16-0	1st	Tournament Canceled
2020-21	UConn (AC)	28-2	18-0	1st	Final Four
2021-22	Vanderbilt (HC)	16-19	4-12	T-12th	WNIT Sweet 16
2022-23	Vanderbilt (HC)	12-19	3-13	12th	--
2023-24	Vanderbilt (HC)	23-10	9-7	6th	NCAA 1st Rd
2024-25	Vanderbilt (HC)	7-0	0-0	--	--

AT VANDERBILT: 58-48 (.547) - Three Seasons

TOTAL: 773-149 (.838) - 27 Seasons

7- NCAA National Titles ('00, '09, '10, '13, '14, '15, '16)

14 - NCAA Final Fours ('00, '01, '09, '10, '11, '12, '13, '14, '15, '16, '17, '18, '19)

16 - NCAA Elite Eights ('97, '98, '00, '01, '09, '10, '11, '12, '13, '14, '15, '16, '17, '18, '19)

18 - NCAA Sweet 16 Appearances | 16 - Conference Regular Season Championships

the Naismith Trophy, Associated Press Player of the Year, USBWA National Player of the Year, Lieberman Award and Wooden Award.

In all, Ralph worked with 21 WNBA draft picks at UConn, including nine top-five picks and three No. 1 overall selections: Tina Charles, Maya Moore and Breanna Stewart.

Prior to returning to UConn as an assistant, Ralph spent five seasons at the University of Pittsburgh from 2003-08. She was instrumental in a period of unprecedented success, helping the Panthers improve from single-digit victories to at least 22 victories in each of her final three seasons. Pitt also reached the Sweet 16 for the first time in program history in 2008.

As one of the most celebrated student-athletes in women's basketball history, Ralph ranks eighth in UConn's storied record book with 1,678 points. She also ranks among the program's all-time top 10 in career assists (456), steals (252) and field goal percentage (57.9). Ralph graduated from Connecticut in 2001 with a degree in exercise physiology.

In leading UConn to a national championship in 2000, Ralph was named an All-American and Big East Player of the Year. She was selected as the most valuable player in the 2000 NCAA Women's Final Four. She also won the Honda Award, presented to the premier female student-athlete in 12 collegiate sports, and the "Sports Illustrated for Women" Player of the Year.

Ralph was selected by the Utah Starzz in the 2001 WNBA Draft, but was unable to pursue a professional career due to a knee injury.

Ralph and her husband, Tom Garrick, have one daughter, Maysen. Currently a member of the Vanderbilt coaching staff, Garrick served as head coach of the UMass-Lowell women's basketball program from 2018-21 and previously served as a Vanderbilt assistant from 2009-15.





1 MIKAYLA BLAKES

@mikaylablakes
@mikaylablakes
@mikaylablakes

G // 5-8 // Fr. // Somerset, N.J. (Rutgers Prep HS)

SEASON HIGHS

Points // 29, Butler (11/17/24)
FG Made // 9 (3x), Last: Hampton (11/20/24)
FG Attempts // 18 (2x), Last: Butler (11/17/24)
3-Pt Made // 5, vs. Arizona (11/26/24)
3-Pt Attempt // 9, Butler (11/17/24)
FT Made // 7, Butler (11/17/24)
FT Attempt // 8, Butler (11/17/24)
Rebounds // 5, Lipscomb (11/4/24)
Assists // 8, Hampton (11/20/24)
Steals // 4, vs. Arizona (11/26/24)
Blocks // 1 (2x), Last: Samford (11/22/24)
Minutes // 36, Butler (11/17/24)

CAREER HIGHS

Points // 29, Butler (11/17/24)
FG Made // 9 (3x), Last: Hampton (11/20/24)
FG Attempts // 18 (2x), Last: Butler (11/17/24)
3-Pt Made // 5, vs. Arizona (11/26/24)
3-Pt Attempt // 9, Butler (11/17/24)
FT Made // 7, Butler (11/17/24)
FT Attempt // 8, Butler (11/17/24)
Rebounds // 5, Lipscomb (11/4/24)
Assists // 8, Hampton (11/20/24)
Steals // 4, vs. Arizona (11/26/24)
Blocks // 1 (2x), Last: Samford (11/22/24)
Minutes // 36, Butler (11/17/24)

- Two-Time SEC Freshman of the Week - Nov. 19, Nov. 26
- First Dore to score double-digit points and have multiple steals in all 7 games to begin her Vandy career since at least 2009-10
- Her 29 pts vs. Butler ties her for the 5th-most points scored by a Vandy freshman
- Scored 20-plus points a team-high four games, tied with Khamil Pierre
- Ranked No. 8 nationally in the Class of 2024 by HoopGurlz/espnW
- Highest-ranked prospect to sign with Vanderbilt under Coach Ralph

SUPERLATIVES	24-25 CAREER	SUPERLATIVES	24-25 CAREER
10+ POINTS	7	3+ STEALS	4
15+ POINTS	6	2+ BLOCKS	--
20+ POINTS	4	DOUBLE-DOUBLES	--
30+ POINTS	--	LED VANDY IN PTS	3
MADE 3+ 3-PT FG	2	LED VANDY IN REB	--
10+ REBS	--	LED VANDY IN AST	3
3+ ASSISTS	4	LED VANDY IN STL	2
		LED VANDY IN BLK	1

GAME-BY-GAME

DATE	OPPONENT	GS	MIN	FGM/A	FG%	3FG/A	3P%	FTM/A	FG%	OFF	DEF	TOT	AVG	PF	AST	T/O	BLK	STL	PTS	AVG	
11.4.24	LIPSCOMB	*	25:31	9-18	.500	2-7	.286	3-3	1.000	2	3	5	5.0	2	5	0	0	2	23	23.0	
11.8.24	AUSTIN PEAY	*	15:31	5-8	.625	2-4	.500	4-5	.800	2	1	3	4.0	1	1	2	1	3	16	19.5	
11.14.24	AT SOUTH FLORIDA	*	31:24	6-14	.429	2-8	.250	2-4	.500	0	2	2	3.3	1	1	5	0	2	16	18.3	
11.17.24	BUTLER	*	35:34	9-18	.500	4-9	.444	7-8	.875	1	1	2	3.0	3	2	3	0	3	29	21.0	
11.20.24	HAMPTON	*	29:14	9-14	.643	1-5	.200	3-5	.600	1	2	3	3.0	2	8	3	0	3	22	21.2	
11.22.24	SAMFORD	*	23:12	5-12	.417	2-5	.400	2-2	1.000	1	2	3	3.0	2	5	3	1	2	14	20.0	
11.26.24	VS. ARIZONA	*	34:31	6-14	.429	5-8	.625	6-6	1.000	0	2	2	2.9	4	4	1	0	4	23	20.4	
11.27.24	VS. MICHIGAN ST.																				
12.4.24	APPALACHIAN ST.																				
12.14.24	EVANSVILLE																				
12.19.24	AT DAYTON																				
12.21.24	WEST GEORGIA																				
12.29.24	ALABAMA A&M																				
1.2.25	GEORGIA																				
1.5.25	KENTUCKY																				
1.9.25	AT OLE MISS																				
1.13.25	AT LSU																				
1.19.25	TENNESSEE																				
1.23.25	ARKANSAS																				
1.26.25	AT ALABAMA																				
1.30.25	AT FLORIDA																				
2.2.25	OLE MISS																				
2.6.25	AT TEXAS																				
2.13.25	MISSISSIPPI ST.																				
2.16.25	AT AUBURN																				
2.20.25	AT OKLAHOMA																				
2.23.25	SOUTH CAROLINA																				
2.27.25	TEXAS A&M																				
3.2.25	AT MISSOURI																				
TOTAL			7	194:56	49-98	.500	18-46	.391	27-33	.818	7	13	20	2.9	15	26	17	2	19	143	20.4

CAREER STATS

YEAR	GP	GS	MIN	AVG	FG	FGA	PCT	3FG	3FGA	3PCT	FT	FTA	PCT	OFF	DEF	TOT	AVG	PF	FO	AST	TO	BLK	STL	PTS	AVG
2024-25	7	7	195	27.8	49	98	.500	18	46	.391	27	33	.818	7	13	20	2.9	15	0	26	17	2	19	143	20.4
CAREER	7	7	195	27.8	49	98	.500	18	46	.391	27	33	.818	7	13	20	2.9	15	0	26	17	2	19	143	20.4





2 JADA BROWN

@_jadabrown
 @brownjadaa
 @jadabrown_

G // 5-8 // Jr. // Bentonville, Ark. (Bentonville HS)

SEASON HIGHS

Points // 4, Lipscomb (11/4/24)
FG Made // 1, Lipscomb (11/4/24)
FG Attempts // 2, Lipscomb (11/4/24)
3-Pt Made // --
3-Pt Attempt // 1, Austin Peay (11/8/24)
FT Made // 2, Lipscomb (11/4/24)
FT Attempt // 2, Lipscomb (11/4/24)
Rebounds // 2 (2x), Hampton (11/20/24)
Assists // 1 (2x), Butler (11/17/24)
Steals // 2, Austin Peay (11/8/24)
Blocks // --
Minutes // 13, Lipscomb (11/4/24)

CAREER HIGHS

Points // 12, vs. NC State (11/24/22)
FG Made // 4, vs. NC State (11/24/22)
FG Attempts // 12, Samford (11/10/22)
3-Pt Made // 4, vs. NC State (11/24/22)
3-Pt Attempt // 8, at LSU (01/01/23)
FT Made // 2 (2x), Last: at Texas A&M (02/15/24)
FT Attempt // 2 (4x), Last: at Texas A&M (02/15/24)
Rebounds // 4 (4x), Last Radford (12/31/23)
Assists // 5, Tarleton State (11/15/22)
Steals // 2 (4x), Last: Austin Peay (11/8/24)
Blocks // 1 (2x), Last: Florida (01/22/23)
Minutes // 42, Lipscomb (12/18/22)

- Scored 4 pts in 13 min. vs. Lipscomb in the 2024-25 season opener
- Played in 54 career games with 22 starts at Vanderbilt
- Scored career-best 12 pts vs. NC State after 4-of-4 from 3-pt range on 11.24.22
- SEC Winter Academic Honor Roll ('24)
- Majoring in Human & Organizational Development

SUPERLATIVES

SUPERLATIVES	24-25 CAREER
10+ POINTS	-- 2
15+ POINTS	-- --
20+ POINTS	-- --
30+ POINTS	-- --
MADE 3+ 3-PT FG	-- 3
10+ REBS	-- --
3+ ASSISTS	-- 1

SUPERLATIVES

SUPERLATIVES	24-25 CAREER
3+ STEALS	-- --
2+ BLOCKS	-- --
DOUBLE-DOUBLES	-- --
LED VANDY IN PTS	-- --
LED VANDY IN REB	-- --
LED VANDY IN AST	-- 1
LED VANDY IN STL	-- --
LED VANDY IN BLK	-- --

GAME-BY-GAME

DATE	OPPONENT	GS	MIN	FGM/A	FG%	3FG/A	3P%	FTM/A	FG%	OFF	DEF	TOT	AVG	PF	AST	T/O	BLK	STL	PTS	AVG
11.4.24	LIPSCOMB		12:44	1-2	.500	0-0	.000	2-2	1.000	1	0	1	1.0	3	0	0	0	0	4	4.0
11.8.24	AUSTIN PEAY		08:06	0-1	.000	0-1	.000	0-0	.000	1	1	2	1.5	2	1	0	0	2	0	2.0
11.14.24	AT SOUTH FLORIDA		01:49	0-0	.000	0-0	.000	0-0	.000	0	0	0	1.0	0	0	0	0	0	0	1.3
11.17.24	BUTLER		03:55	0-1	.000	0-0	.000	0-0	.000	1	0	1	1.0	0	1	0	0	0	0	1.0
11.20.24	HAMPTON		03:57	0-0	.000	0-0	.000	0-0	.000	1	1	2	1.2	0	0	1	0	0	0	0.8
11.22.24	SAMFORD		02:55	0-0	.000	0-0	.000	0-0	.000	0	0	0	1.0	1	0	0	0	0	0	0.7
11.26.24	VS. ARIZONA																			
11.27.24	VS. MICHIGAN ST.																			
12.4.24	APPALACHIAN ST.																			
12.14.24	EVANSVILLE																			
12.19.24	AT DAYTON																			
12.21.24	WEST GEORGIA																			
12.29.24	ALABAMA A&M																			
1.2.25	GEORGIA																			
1.5.25	KENTUCKY																			
1.9.25	AT OLE MISS																			
1.13.25	AT LSU																			
1.19.25	TENNESSEE																			
1.23.25	ARKANSAS																			
1.26.25	AT ALABAMA																			
1.30.25	AT FLORIDA																			
2.2.25	OLE MISS																			
2.6.25	AT TEXAS																			
2.13.25	MISSISSIPPI STATE																			
2.16.25	AT AUBURN																			
2.20.25	AT OKLAHOMA																			
2.23.25	SOUTH CAROLINA																			
2.27.25	TEXAS A&M																			
3.2.25	AT MISSOURI																			
TOTAL		0	33:26	1-4	.250	0-1	.000	2-2	1.000	4	2	6	1.0	6	2	1	0	2	4	0.7

CAREER STATS

YEAR	GP	GS	MIN	AVG	FG	FGA	PCT	3FG	3FGA	3PCT	FT	FTA	PCT	OFF	DEF	TOT	AVG	PF	FO	AST	TO	BLK	STL	PTS	AVG
2022-23	30	22	637	21.3	44	150	.293	32	105	.305	12	14	.857	13	19	32	1.1	35	0	24	44	1	14	132	4.4
2023-24	18	0	123	6.8	3	19	.158	2	15	.133	4	6	.667	2	9	11	0.6	12	0	7	6	0	2	12	0.7
2024-25	6	0	33	5.6	1	4	.250	0	1	.000	2	2	1.000	4	2	6	1.0	6	0	2	1	0	2	4	0.7
CAREER	55	22	798	14.5	48	174	.276	34	122	.279	18	22	.818	19	30	49	0.9	53	0	33	51	1	18	148	2.7





4 MADISON GREENE

@mad1son_O4

@Mad1son_O4

G // 5-6 // So. // Columbus, Ohio (Pickerington Central HS)

SEASON HIGHS

Points // 16, Samford (11/22/24)
 FG Made // 7, Samford (11/22/24)
 FG Attempts // 10 (2x), Last: Austin Peay (11/8/24)
 3-Pt Made // 5, at South Florida (11/14/24)
 3-Pt Attempt // 8, at South Florida (11/14/24)
 FT Made // 6, Austin Peay (11/8/24)
 FT Attempt // 6, Austin Peay (11/8/24)
 Rebounds // 5, Lipscomb (11/4/24)
 Assists // 6, Samford (11/22/24)
 Steals // 6, Lipscomb (11/4/24)
 Blocks // 1, Austin Peay (11/8/24)
 Minutes // 37, at South Florida (11/14/24)

CAREER HIGHS

Points // 17, Louisiana Tech (12/03/23)
 FG Made // 7, Samford (11/22/24)
 FG Attempts // 13, Louisiana Tech (12/03/23)
 3-Pt Made // 5, at South Florida (11/14/24)
 3-Pt Attempt // 8, at South Florida (11/14/24)
 FT Made // 6, Austin Peay (11/8/24)
 FT Attempt // 6, Austin Peay (11/8/24)
 Rebounds // 5, Lipscomb (11/4/24)
 Assists // 6, Samford (11/22/24)
 Steals // 6, Lipscomb (11/4/24)
 Blocks // 1, Austin Peay (11/8/24)
 Minutes // 37, at South Florida (11/14/24)

- Leads the team in points off the bench at 13.5 ppg
- Made her first career start at South Fla. (11/14) and scored a season-high 15 points with a career-best 5 3-pt FG made
- Scored 14 pts and set career-highs in FGM (6), Reb (5), Ast (4), Stl (6), and vs. Lipscomb in the season opener
- Scored a career-high 17 points vs. Louisiana Tech on 12.03.23
- Majoring in Medicine, Health & Society

	SUPERLATIVES	24-25 CAREER		SUPERLATIVES	24-25 CAREER	
10+ POINTS	5	5	8	3+ STEALS	2	3
15+ POINTS	2	3		2+ BLOCKS	--	--
20+ POINTS	--	--		DOUBLE-DOUBLES	--	--
30+ POINTS	--	--		LED VANDY IN PTS	--	--
MADE 3+ 3-PT FG	1	2		LED VANDY IN REB	--	--
10+ REBS	--	--		LED VANDY IN AST	1	1
3+ ASSISTS	3	4		LED VANDY IN STL	1	1
				LED VANDY IN BLK	--	--

GAME-BY-GAME

DATE	OPPONENT	GS	MIN	FGM/A	FG%	3FG/A	3P%	FTM/A	FG%	OFF	DEF	TOT	AVG	PF	AST	T/O	BLK	STL	PTS	AVG
11.4.24	LIPSCOMB		28:25	6-10	.600	0-1	.000	2-2	1.000	0	5	5	5.0	2	4	4	0	6	14	14.0
11.8.24	AUSTIN PEAY		30:15	3-10	.300	1-1	1.000	6-6	1.000	1	3	4	4.5	2	3	2	1	2	13	13.5
11.14.24	AT SOUTH FLORIDA *		37:10	5-9	.556	5-8	.625	0-0	.000	2	2	4	4.3	1	1	3	0	1	15	14.0
11.17.24	BUTLER	*	20:20	0-2	.000	0-2	.000	0-0	.000	0	2	2	3.8	3	1	5	0	3	0	10.5
11.20.24	HAMPTON		22:50	4-6	.667	1-2	.500	2-2	1.000	0	2	2	3.4	3	1	1	0	1	11	10.6
11.22.24	SAMFORD		27:01	7-9	.778	0-0	.000	2-2	1.000	1	3	4	3.5	3	6	2	0	1	16	11.5
11.26.24	VS. ARIZONA	*	18:04	1-4	.250	0-2	.000	1-2	.500	2	1	3	3.4	2	0	4	0	0	3	10.3
11.27.24	VS. MICHIGAN ST.																			
12.4.24	APPALACHIAN ST.																			
12.14.24	EVANSVILLE																			
12.19.24	AT DAYTON																			
12.21.24	WEST GEORGIA																			
12.29.24	ALABAMA A&M																			
1.2.25	GEORGIA																			
1.5.25	KENTUCKY																			
1.9.25	AT OLE MISS																			
1.13.25	AT LSU																			
1.19.25	TENNESSEE																			
1.23.25	ARKANSAS																			
1.26.25	AT ALABAMA																			
1.30.25	AT FLORIDA																			
2.2.25	OLE MISS																			
2.6.25	AT TEXAS																			
2.13.25	MISSISSIPPI STATE																			
2.16.25	AT AUBURN																			
2.20.25	AT OKLAHOMA																			
2.23.25	SOUTH CAROLINA																			
2.27.25	TEXAS A&M																			
3.2.25	AT MISSOURI																			
TOTAL		3	184:05	26-50	.520	7-16	.438	13-14	.929	6	18	24	3.4	16	16	21	1	14	72	10.3

CAREER STATS

YEAR	GP	GS	MIN	AVG	FG	FGA	PCT	3FG	3FGA	3PCT	FT	FTA	PCT	OFF	DEF	TOT	AVG	PF	FO	AST	TO	BLK	STL	PTS	AVG
2023-24	11	0	217	19.7	31	73	.425	10	28	.357	4	6	.667	5	11	16	1.5	22	0	13	14	0	15	76	6.9
2024-25	7	3	184	26.3	26	50	.520	7	16	.438	13	14	.929	6	18	24	3.4	16	0	16	21	1	14	72	10.3
CAREER	18	3	401	22.3	57	123	.463	17	44	.386	17	20	.850	11	29	40	2.2	38	0	29	35	1	29	148	8.2





5 LEILANI KAPINUS

@leilani_kapinus
 @leilani_kapinus
 @leilani_kapinus

G // 5-10 // Gr. // Madison, Wis. (Penn State)

SEASON HIGHS

Points // 11, Samford (11/22/24)
 FG Made // 4, Samford (11/22/24)
 FG Attempts // 9, Samford (11/22/24)
 3-Pt Made // 1 (2x), Last: Samford (11/22/24)
 3-Pt Attempt // 4, Samford (11/22/24)
 FT Made // 5, vs. Arizona (11/26/24)
 FT Attempt // 6, vs. Arizona (11/26/24)
 Rebounds // 10, Samford (11/22/24)
 Assists // 6, Samford (11/22/24)
 Steals // 4, Samford (11/22/24)
 Blocks // 2 (2x), vs. Arizona (11/26/24)
 Minutes // 26, Samford (11/22/24)

CAREER HIGHS

Points // 25, vs. Saint Francis (Pa.) (12/17/23)
 FG Made // 10, Navy (11/10/23)
 FG Attempts // 18, at Rutgers (02/13/22)
 3-Pt Made // 3 (2x), Last: vs. Iowa (03/08/24)
 3-Pt Attempt // 6, vs. Iowa (03/08/24)
 FT Made // 9, vs. Rutgers (03/02/22)
 FT Attempt // 12, at Iowa (01/14/23)
 Rebounds // 15, George Mason (03/21/24)
 Assists // 6 (2x), Last: Samford (11/22/24)
 Steals // 9, Fairfield (11/11/22)
 Blocks // 5, vs. Mississippi State (03/28/24)
 Minutes // 41, at Rutgers (01/26/23)

- Posted a double-double vs. Samford with a season-best 11 pts and 10 rebs
- Made her Vanderbilt debut on Nov. 8 vs. Austin Peay and scored 7 pts
- Comes to Vanderbilt after a being a three-year starter at Penn State
- Scored 1,029 points, pulled down 610 rebounds, and dished out 210 assists in three seasons with the Nittany Lions
- Ranks ninth in Penn State history in steals per game (2.4) and blocks per game (1.1)

SUPERLATIVES		24-25 CAREER		SUPERLATIVES		24-25 CAREER	
10+ POINTS	1	60		3+ STEALS	3	40	
15+ POINTS	--	24		2+ BLOCKS	2	29	
20+ POINTS	--	6		DOUBLE-DOUBLES	--	12	
30+ POINTS	--	--		LED VANDY IN PTS	--	--	
MADE 3+ 3-PT FG	--	2		LED VANDY IN REB	--	--	
10+ REBS	1	15		LED VANDY IN AST	1	1	
3+ ASSISTS	2	43		LED VANDY IN STL	1	1	
				LED VANDY IN BLK	3	3	

GAME-BY-GAME

DATE	OPPONENT	GS	MIN	FGM/A	FG%	3FG/A	3P%	FTM/A	FG%	OFF	DEF	TOT	AVG	PF	AST	T/O	BLK	STL	PTS	AVG	
11.4.24	LIPSCOMB																				
DNP - INJURY																					
11.8.24	AUSTIN PEAY		21:15	3-8	.375	0-1	.000	1-1	1.000	2	4	6	6.0	1	1	2	2	1	7	7.0	
11.14.24	AT SOUTH FLORIDA		10:59	0-2	.000	0-1	.000	0-0	.000	0	0	0	3.0	2	0	1	0	0	0	3.5	
11.17.24	BUTLER		19:58	2-3	.667	0-0	.000	0-0	.000	0	0	0	2.0	1	2	2	1	3	4	3.7	
11.20.24	HAMPTON		17:23	3-4	.750	1-1	1.000	2-2	1.000	2	0	2	2.0	2	5	1	0	2	9	5.0	
11.22.24	SAMFORD		25:43	4-9	.444	1-4	.250	2-4	.500	7	3	10	3.6	2	6	1	1	4	11	6.2	
11.26.24	VS. ARIZONA		25:22	1-3	.333	0-1	.000	5-6	.833	1	2	3	3.5	2	1	0	2	3	7	6.3	
11.27.24	VS. MICHIGAN ST.																				
12.4.24	APPALACHIAN ST.																				
12.14.24	EVANSVILLE																				
12.19.24	AT DAYTON																				
12.21.24	WEST GEORGIA																				
12.29.24	ALABAMA A&M																				
1.2.25	GEORGIA																				
1.5.25	KENTUCKY																				
1.9.25	AT OLE MISS																				
1.13.25	AT LSU																				
1.19.25	TENNESSEE																				
1.23.25	ARKANSAS																				
1.26.25	AT ALABAMA																				
1.30.25	AT FLORIDA																				
2.2.25	OLE MISS																				
2.6.25	AT TEXAS																				
2.13.25	MISSISSIPPI STATE																				
2.16.25	AT AUBURN																				
2.20.25	AT OKLAHOMA																				
2.23.25	SOUTH CAROLINA																				
2.27.25	TEXAS A&M																				
3.2.25	AT MISSOURI																				
TOTAL		0	120:41	13-29	.448	2-8	.250	10-13	.769	12	9	21	3.5	10	15	7	6	13	38	6.3	

CAREER STATS

YEAR	GP	GS	MIN	AVG	FG	FGA	PCT	3FG	3FGA	3PCT	FT	FTA	PCT	OFF	DEF	TOT	AVG	PF	FO	AST	TO	BLK	STL	PTS	AVG
2020-21*														MISSED SEASON DUE TO INJURY											
2021-22*	29	29	746	25.7	104	242	.430	13	56	.232	57	85	.671	45	120	165	5.7	85	2	46	74	33	59	278	9.6
2022-22*	31	31	930	30.0	126	288	.438	10	54	.185	86	129	.667	53	155	208	6.7	98	7	90	111	31	97	348	11.2
2023-24*	35	34	921	26.3	156	269	.580	25	61	.410	66	103	.641	43	194	237	6.8	105	6	74	89	45	72	403	11.5
2024-25	6	0	121	20.1	13	29	.448	2	8	.250	10	13	.769	12	9	21	3.5	10	0	15	7	6	13	38	6.3
VANDY	6	0	121	20.1	13	29	.448	2	8	.250	10	13	.769	12	9	21	3.5	10	0	15	7	6	13	38	6.3
CAREER	101	94	2718	26.9	399	828	.482	50	179	.279	219	330	.664	153	478	631	6.2	298	15	225	281	115	241	1067	10.6

* at Penn State





10 JANE NWABA

@jane11nwaba
 @jane11nwaba
 @janenwaba

G // 5-10 // Gr. // Carson, Calif. (Pepperdine)

SEASON HIGHS

Points // 9 (2x), Last: Butler (11/17/24)
 FG Made // 4, Austin Peay (11/8/24)
 FG Attempts // 10, Austin Peay (11/8/24)
 3-Pt Made // 3, Butler (11/17/24)
 3-Pt Attempt // 3, Butler (11/17/24)
 FT Made // 2 (2x), Samford (11/22/24)
 FT Attempt // 3, Samford (11/22/24)
 Rebounds // 6, Lipscomb (11/4/24)
 Assists // 3, Lipscomb (11/4/24)
 Steals // 2, Austin Peay (11/8/24)
 Blocks // 3, Hampton (11/20/24)
 Minutes // 26, Butler (11/17/24)

CAREER HIGHS

Points // 22, San Francisco (02/01/24)
 FG Made // 8, San Francisco (02/01/24)
 FG Attempts // 18, Pacific (02/22/24)
 3-Pt Made // 3 (2x), Last: Butler (11/17/24)
 3-Pt Attempt // 7, at Saint Mary's (01/07/23)
 FT Made // 8, Gonzaga (12/29/22)
 FT Attempt // 12, Cal State LA (12/29/23)
 Rebounds // 12 (3x), Last: at LMU (01/27/24)
 Assists // 8, at San Francisco (02/01/24)
 Steals // 4, Cal State LA (12/29/23)
 Blocks // 3, Hampton (11/20/24)
 Minutes // 40 (2x), Last: Gonzaga (02/24/24)

- Scored a season-high 9 pts vs. Austin Peay (Nov. 8) and Butler (Nov. 17)
- Played four seasons at Pepperdine
- All-WCC Honorable Mention ('24)
- Collected 11 career double-doubles, with nine coming during '23-24
- Averaged 10.0 pts, 6.9 reb, 2.6 ast, & 1.1 stl over the last two seasons
- 19 double-digit scoring games in '23-24 led the Waves
- Appeared in 108 collegiate games with 66 starts

SUPERLATIVES	24-25 CAREER	SUPERLATIVES	24-25 CAREER
10+ POINTS	-- 36	3+ STEALS	-- 8
15+ POINTS	-- 9	2+ BLOCKS	2 10
20+ POINTS	-- 1	DOUBLE-DOUBLES	-- 11
30+ POINTS	-- --	LED VANDY IN PTS	-- --
MADE 3+ 3-PT FG	1 2	LED VANDY IN REB	-- --
10+ REBS	-- 14	LED VANDY IN AST	-- --
3+ ASSISTS	1 31	LED VANDY IN STL	-- --
		LED VANDY IN BLK	2 2

GAME-BY-GAME

DATE	OPPONENT	GS	MIN	FGM/A	FG%	3FG/A	3P%	FTM/A	FG%	OFF	DEF	TOT	AVG	PF	AST	T/O	BLK	STL	PTS	AVG
11.4.24	LIPSCOMB	*	22:39	3-4	.750	0-0	.000	0-0	.000	1	5	6	6.0	2	3	1	0	1	6	6.0
11.8.24	AUSTIN PEAY	*	20:30	4-10	.400	0-2	.000	1-1	1.000	3	0	3	4.5	1	2	0	2	2	9	7.5
11.14.24	AT SOUTH FLORIDA	*	22:54	2-7	.286	0-2	.000	0-0	.000	0	3	3	4.0	1	1	1	0	1	4	6.3
11.17.24	BUTLER	*	25:51	3-4	.750	3-3	1.000	0-0	.000	2	2	4	4.0	2	1	2	1	1	9	7.0
11.20.24	HAMPTON	*	15:51	3-5	.600	0-2	.000	2-2	1.000	0	1	1	3.4	0	1	2	3	1	8	7.2
11.22.24	SAMFORD	*	13:59	3-5	.600	0-0	.000	2-3	.667	2	1	3	3.3	1	0	0	0	1	8	7.3
11.26.24	VS. ARIZONA		03:30	0-0	.000	0-0	.000	1-2	.500	0	0	0	2.9	1	0	1	0	0	1	6.4
11.27.24	VS. MICHIGAN ST.																			
12.4.24	APPALACHIAN ST.																			
12.14.24	EVANSVILLE																			
12.19.24	AT DAYTON																			
12.21.24	WEST GEORGIA																			
12.29.24	ALABAMA A&M																			
1.2.25	GEORGIA																			
1.5.25	KENTUCKY																			
1.9.25	AT OLE MISS																			
1.13.25	AT LSU																			
1.19.25	TENNESSEE																			
1.23.25	ARKANSAS																			
1.26.25	AT ALABAMA																			
1.30.25	AT FLORIDA																			
2.2.25	OLE MISS																			
2.6.25	AT TEXAS																			
2.13.25	MISSISSIPPI STATE																			
2.16.25	AT AUBURN																			
2.20.25	AT OKLAHOMA																			
2.23.25	SOUTH CAROLINA																			
2.27.25	TEXAS A&M																			
3.2.25	AT MISSOURI																			
TOTAL		6	125:13	18-35	.514	3-9	.333	6-8	.750	8	12	20	2.9	8	8	7	6	7	45	6.4

CAREER STATS

YEAR	GP	GS	MIN	AVG	FG	FGA	PCT	3FG	3FGA	3PCT	FT	FTA	PCT	OFF	DEF	TOT	AVG	PF	FO	AST	TO	BLK	STL	PTS	AVG
2020-21*	23	1	335	14.6	35	76	.461	0	3	.000	10	25	.400	35	42	77	3.3	27	0	12	24	5	19	80	3.5
2021-22*	23	4	364	15.8	45	100	.450	5	24	.208	17	23	.739	26	51	77	3.3	51	4	21	27	10	16	112	4.9
2022-22*	29	29	920	31.7	95	244	.389	18	69	.261	61	94	.649	79	98	177	6.1	76	2	70	65	10	28	269	9.3
2023-24*	30	30	930	31.0	131	314	.417	12	54	.222	47	84	.560	79	149	228	7.6	74	1	84	122	19	39	321	10.7
2024-25	7	6	125	17.9	18	35	.514	3	9	.333	6	8	.750	8	12	20	2.9	8	0	8	7	6	7	45	6.4
VANDY	7	6	125	17.9	18	35	.514	3	9	.333	6	8	.750	8	12	20	2.9	8	0	8	7	6	7	45	6.4
CAREER	112	70	2675	23.9	324	769	.421	38	159	.239	141	234	.603	227	352	579	5.2	236	7	195	245	50	109	827	7.4

* at Pepperdine



11 JORDYN OLIVER

@jordynoliver11
 @jordynoliver11
 @jordynoliver11

G // 5-10 // Gr. // Prosper, Texas (Baylor • Duke)

SEASON HIGHS

Points // 7, Samford (11/22/24)
 FG Made // 3, Samford (11/22/24)
 FG Attempts // 10, Samford (11/22/24)
 3-Pt Made // --
 3-Pt Attempt // --
 FT Made // 2, Austin Peay (11/8/24)
 FT Attempt // 2 (2x), Samford (11/22/24)
 Rebounds // 8, vs. Arizona (11/26/24)
 Assists // 6, Butler (11/17/24)
 Steals // 2 (3x), Last: vs. Arizona (11/26/24)
 Blocks // --
 Minutes // 37, vs. Arizona (11/26/24)

CAREER HIGHS

Points // 15 (2x), Last: Western Kentucky (11/15/23)
 FG Made // 7, Western Kentucky (11/15/23)
 FG Attempts // 11, vs. Jackson State (03/21/21)
 3-Pt Made // 1 (3x), Last: Northern Iowa (11/25/23)
 3-Pt Attempt // 2 (2x), Last: at Kansas (01/15/20)
 FT Made // 4, Grambling State (11/08/19)
 FT Attempt // 6, Grambling State (11/08/19)
 Rebounds // 11 (2x), Last: Northern Iowa (11/25/23)
 Assists // 10, Northwestern State (12/18/20)
 Steals // 4 (2x), Last: at Mississippi State (01/04/24)
 Blocks // 3, TCU (01/26/21)
 Minutes // 37, vs. Arizona (11/26/24)

- Dished out three or more assists in three of her last four games
- Started a career-high 23 games in her first season at Vanderbilt
- Appeared in 120 collegiate games with 40 starts
- Shot 70% from the field or better in 10 games in '23-24
- Played two years at Baylor ('19-21) then one season at Duke ('22-23)
- ESPN 5-Star Recruit & McDonald's All-American ('19)
- SEC First-Year Academic Honor Roll ('24)

SUPERLATIVES		24-25 CAREER		SUPERLATIVES		24-25 CAREER	
10+ POINTS	--	10		3+ STEALS	--	6	
15+ POINTS	--	2		2+ BLOCKS	--	3	
20+ POINTS	--	--		DOUBLE-DOUBLES	--	3	
30+ POINTS	--	--		LED VANDY IN PTS	--	2	
MADE 3+ 3-PT FG	--	--		LED VANDY IN REB	1	6	
10+ REBS	--	3		LED VANDY IN AST	2	12	
3+ ASSISTS	4	47		LED VANDY IN STL	1	6	
				LED VANDY IN BLK	--	5	

GAME-BY-GAME

DATE	OPPONENT	GS	MIN	FGM/A	FG%	3FG/A	3P%	FTM/A	FG%	OFF	DEF	TOT	AVG	PF	AST	T/O	BLK	STL	PTS	AVG	
11.4.24	LIPSCOMB	*	19:02	1-2	.500	0-0	.000	0-0	.000	3	1	4	4.0	1	2	2	0	0	2	2.0	
11.8.24	AUSTIN PEAY	*	23:00	1-4	.250	0-0	.000	2-2	1.000	2	5	7	5.5	1	2	1	0	0	4	3.0	
11.14.24	AT SOUTH FLORIDA	*	29:24	2-7	.286	0-0	.000	0-0	.000	4	3	7	6.0	1	3	1	0	2	4	3.3	
11.17.24	BUTLER	*	32:48	1-3	.333	0-0	.000	0-0	.000	1	2	3	5.3	2	6	1	0	2	2	3.0	
11.20.24	HAMPTON	*	18:18	2-4	.500	0-0	.000	0-0	.000	2	1	3	4.8	0	3	1	0	0	4	3.2	
11.22.24	SAMFORD	*	24:30	3-10	.300	0-0	.000	1-2	.500	3	4	7	5.2	1	3	0	0	1	7	3.8	
11.26.24	VS. ARIZONA	*	36:55	1-4	.250	0-0	.000	0-0	.000	4	4	8	5.6	1	0	3	0	2	2	3.6	
11.27.24	VS. MICHIGAN ST.																				
12.4.24	APPALACHIAN ST.																				
12.14.24	EVANSVILLE																				
12.19.24	AT DAYTON																				
12.21.24	WEST GEORGIA																				
12.29.24	ALABAMA A&M																				
1.2.25	GEORGIA																				
1.5.25	KENTUCKY																				
1.9.25	AT OLE MISS																				
1.13.25	AT LSU																				
1.19.25	TENNESSEE																				
1.23.25	ARKANSAS																				
1.26.25	AT ALABAMA																				
1.30.25	AT FLORIDA																				
2.2.25	OLE MISS																				
2.6.25	AT TEXAS																				
2.13.25	MISSISSIPPI STATE																				
2.16.25	AT AUBURN																				
2.20.25	AT OKLAHOMA																				
2.23.25	SOUTH CAROLINA																				
2.27.25	TEXAS A&M																				
3.2.25	AT MISSOURI																				
TOTAL			7	183:56	11-34	.324	0-0	.000	3-4	.750	19	20	39	5.6	7	19	9	0	7	25	3.6

CAREER STATS

YEAR	GP	GS	MIN	AVG	FG	FGA	PCT	3FG	3FGA	3PCT	FT	FTA	PCT	OFF	DEF	TOT	AVG	PF	FO	AST	TO	BLK	STL	PTS	AVG
2019-20*	23	0	220	9.6	25	62	.403	2	9	.222	13	31	.419	5	33	38	1.7	19	0	54	26	9	9	65	2.8
2020-21*	25	3	279	11.2	42	80	.525	0	0	.000	16	27	.593	25	37	62	2.5	19	0	50	19	8	19	100	4.0
2021-22^																									
MISSED SEASON DUE TO INJURY																									
2022-23^	33	7	571	17.3	56	121	.463	0	2	.000	12	32	.375	27	89	116	3.5	28	0	63	38	9	31	124	3.8
2023-24	32	23	852	26.6	76	131	.580	1	2	.500	16	26	.615	58	100	158	4.9	42	0	92	47	9	33	169	5.3
2024-25	7	7	184	26.3	11	34	.324	0	0	.000	3	4	.750	19	20	39	5.6	7	0	19	9	0	7	25	3.6
VANDY	39	30	1036	26.6	87	165	.527	1	2	.500	19	30	.633	77	120	197	5.1	49	0	111	56	9	40	194	5.0
CAREER	120	40	2107	17.6	210	428	.491	3	13	.231	60	120	.500	134	279	413	3.4	115	0	278	139	35	99	483	4.0

*at Baylor ^at Duke





12 KHAMIL PIERRE

@khamil.Pierre

@KhamilPierre

F // 6-2 // So. // Phoenix, Ariz. (Perry HS)

SEASON HIGHS

Points // 25 (2x), Last: vs. Arizona (11/26/24)
 FG Made // 12, Lipscomb (11/4/24)
 FG Attempts // 18, vs. Arizona (11/26/24)
 3-Pt Made // --
 3-Pt Attempt // 1 (2x), Last: Butler (11/17/24)
 FT Made // 6, Butler (11/17/24)
 FT Attempt // 9, vs. Arizona (11/26/24)
 Rebounds // 15, vs. Arizona (11/26/24)
 Assists // 3 (2x), Last: vs. Arizona (11/26/24)
 Steals // 7, vs. Arizona (11/26/24)
 Blocks // --
 Minutes // 36, vs. Arizona (11/26/24)

CAREER HIGHS

Points // 28, at Georgia (02/11/24)
 FG Made // 12 (2x), Last: Lipscomb (11/4/24)
 FG Attempts // 18, vs. Arizona (11/26/24)
 3-Pt Made // 1 (2x), Last: at Texas A&M (02/15/24)
 3-Pt Attempt // 1 (11x), Last: Butler (11/17/24)
 FT Made // 9, LSU (02/08/24)
 FT Attempt // 10, LSU (02/08/24)
 Rebounds // 15 (2x), Last: vs. Arizona (11/26/24)
 Assists // 3 (3x), Last: vs. Arizona (11/26/24)
 Steals // 7, vs. Arizona (11/26/24)
 Blocks // 2 (4x), Last: vs. Florida (03/07/24)
 Minutes // 36, vs. Arizona (11/26/24)

- SEC Player of the Week - Nov. 26
- Ranks first in NCAA Division I in double-doubles with six
- Comes into Wednesday on a 10-game double-digit scoring streak
- One of seven NCAA Division I players to average over 20.0 ppg & 11.5 rpg
- Leads the team in rebounds (11.6 rpg) and is second in scoring (20.2 ppg)
- SEC Freshman of the Week Program Record Five Times in '23-24
- All-SEC Freshman Team ('24)

SUPERLATIVES		24-25 CAREER		SUPERLATIVES		24-25 CAREER	
10+ POINTS	7	21	3+ STEALS	5	8		
15+ POINTS	6	11	2+ BLOCKS	--	4		
20+ POINTS	4	5	DOUBLE-DOUBLES	6	10		
30+ POINTS	--	--	LED VANDY IN PTS	4	8		
MADE 3+ 3-PT FG	--	--	LED VANDY IN REB	7	15		
10+ REBS	6	10	LED VANDY IN AST	--	--		
3+ ASSISTS	2	4	LED VANDY IN STL	4	7		
			LED VANDY IN BLK	--	7		

GAME-BY-GAME

DATE	OPPONENT	GS	MIN	FGM/A	FG%	3FG/A	3P%	FTM/A	FG%	OFF	DEF	TOT	AVG	PF	AST	T/O	BLK	STL	PTS	AVG	
11.4.24	LIPSCOMB	*	23:39	12-17	.706	0-0	.000	1-1	1.000	6	8	14	14.0	4	1	2	0	5	25	25.0	
11.8.24	AUSTIN PEAY	*	18:11	5-9	.556	0-0	.000	3-5	.600	3	7	10	12.0	0	0	2	0	0	13	19.0	
11.14.24	AT SOUTH FLORIDA	*	27:40	8-16	.500	0-1	.000	1-2	.500	2	8	10	11.3	2	0	1	0	1	17	18.3	
11.17.24	BUTLER	*	23:18	9-15	.600	0-1	.000	6-8	.750	2	6	8	10.5	2	3	1	0	4	24	19.8	
11.20.24	HAMPTON	*	27:20	7-14	.500	0-0	.000	1-1	1.000	6	6	12	10.8	2	0	1	0	3	15	18.8	
11.22.24	SAMFORD	*	23:46	10-16	.625	0-0	.000	1-3	.333	4	8	12	11.0	2	1	2	0	4	21	19.2	
11.26.24	VS. ARIZONA	*	36:12	10-18	.556	0-0	.000	5-9	.556	3	12	15	11.6	3	3	5	0	7	25	20.0	
11.27.24	VS. MICHIGAN ST.																				
12.4.24	APPALACHIAN ST.																				
12.14.24	EVANSVILLE																				
12.19.24	AT DAYTON																				
12.21.24	WEST GEORGIA																				
12.29.24	ALABAMA A&M																				
1.2.25	GEORGIA																				
1.5.25	KENTUCKY																				
1.9.25	AT OLE MISS																				
1.13.25	AT LSU																				
1.19.25	TENNESSEE																				
1.23.25	ARKANSAS																				
1.26.25	AT ALABAMA																				
1.30.25	AT FLORIDA																				
2.2.25	OLE MISS																				
2.6.25	AT TEXAS																				
2.13.25	MISSISSIPPI STATE																				
2.16.25	AT AUBURN																				
2.20.25	AT OKLAHOMA																				
2.23.25	SOUTH CAROLINA																				
2.27.25	TEXAS A&M																				
3.2.25	AT MISSOURI																				
TOTAL			7	180:06	61-105	.581	0-2	.000	18-29	.621	26	55	81	11.6	15	8	14	0	24	140	20.0

CAREER STATS

YEAR	GP	GS	MIN	AVG	FG	FGA	PCT	3FG	3FGA	3PCT	FT	FTA	PCT	OFF	DEF	TOT	AVG	PF	FO	AST	TO	BLK	STL	PTS	AVG
2023-24	33	11	634	19.2	112	267	.419	2	9	.222	68	102	.667	63	112	175	5.3	86	2	22	55	15	33	294	8.9
2024-25	7	7	180	25.7	61	105	.581	0	2	.000	18	29	.621	26	55	81	11.6	15	0	8	14	0	24	140	20.0
CAREER	40	18	814	20.3	173	372	.465	2	11	.182	86	131	.656	89	167	256	6.4	101	2	30	69	15	57	434	10.9





13 JUSTINE PISSOTT

@justinepissott
 @j.usssssyyy
 @justinepissott

G/F // 6-4 // Jr. // Toms River, N.J. (Tennessee)**SEASON HIGHS**

Points // 6, Samford (11/22/24)
 FG Made // 2, Samford (11/22/24)
 FG Attempts // 5, Hampton (11/20/24)
 3-Pt Made // 2, Samford (11/22/24)
 3-Pt Attempt // 3, Hampton (11/20/24)
 FT Made // 2, Butler (11/17/24)
 FT Attempt // 2, Butler (11/17/24)
 Rebounds // 6, Butler (11/17/24)
 Assists // --
 Steals // 1, Hampton (11/20/24)
 Blocks // --
 Minutes // 14, Butler (11/17/24)

CAREER HIGHS

Points // 17, Dayton (12/20/23)
 FG Made // 6, Dayton (12/20/23)
 FG Attempts // 13, Radford (12/31/23)
 3-Pt Made // 5, Dayton (12/20/23)
 3-Pt Attempt // 8, Georgia (03/03/24)
 FT Made // 3, vs. Alabama State (11/20/23)
 FT Attempt // 3, vs. Alabama State (11/20/23)
 Rebounds // 6 (3x), Last: Butler (11/17/24)
 Assists // 4 (2x), Last: at UT Martin (11/09/23)
 Steals // 2 (2x), Last: at Missouri (02/29/24)
 Blocks // 3, at UT Martin (11/09/23)
 Minutes // 33 (2x), Last: Georgia (03/03/24)

- Made her 2024-25 debut vs. Butler on Nov. 17 and scored 4 pts
- Appeared in 33 games and made 28 starts in her first season at Vanderbilt in '23-24
- Registered double-digit points in eight games
- Averaged 1.6 3-pt FGM per game in '23-24
- Played one seasons at Tennessee
- Majoring in Human & Organizational Development

SUPERLATIVES	24-25 CAREER	SUPERLATIVES	24-25 CAREER
10+ POINTS	-- 7	3+ STEALS	-- --
15+ POINTS	-- 2	2+ BLOCKS	-- 2
20+ POINTS	-- --	DOUBLE-DOUBLES	-- --
30+ POINTS	-- --	LED VANDY IN PTS	-- --
MADE 3+ 3-PT FG	-- 10	LED VANDY IN REB	-- --
10+ REBS	-- --	LED VANDY IN AST	-- --
3+ ASSISTS	-- 3	LED VANDY IN STL	-- --
		LED VANDY IN BLK	-- 5

GAME-BY-GAME

DATE	OPPONENT	GS	MIN	FGM/A	FG%	3FG/A	3P%	FTM/A	FG%	OFF	DEF	TOT	AVG	PF	AST	T/O	BLK	STL	PTS	AVG	
11.4.24	LIPSCOMB																				
11.8.24	AUSTIN PEAY																				
11.14.24	AT SOUTH FLORIDA																				
11.17.24	BUTLER		14:22	1-4	.250	0-2	.000	2-2	1.000	2	4	6	6.0	2	0	1	0	0	4	4.0	
11.20.24	HAMPTON		09:51	1-5	.200	1-3	.333	0-0	.000	1	1	2	4.0	2	0	0	0	1	3	3.5	
11.22.24	SAMFORD		05:59	2-2	1.000	2-2	1.000	0-0	.000	0	0	0	2.7	0	0	0	0	0	6	4.3	
11.26.24	VS. ARIZONA		04:06	1-2	.500	0-1	.000	0-0	.000	0	0	0	2.0	0	0	0	0	0	2	3.8	
11.27.24	VS. MICHIGAN ST.																				
12.4.24	APPALACHIAN ST.																				
12.14.24	EVANSVILLE																				
12.19.24	AT DAYTON																				
12.21.24	WEST GEORGIA																				
12.29.24	ALABAMA A&M																				
1.2.25	GEORGIA																				
1.5.25	KENTUCKY																				
1.9.25	AT OLE MISS																				
1.13.25	AT LSU																				
1.19.25	TENNESSEE																				
1.23.25	ARKANSAS																				
1.26.25	AT ALABAMA																				
1.30.25	AT FLORIDA																				
2.2.25	OLE MISS																				
2.6.25	AT TEXAS																				
2.13.25	MISSISSIPPI STATE																				
2.16.25	AT AUBURN																				
2.20.25	AT OKLAHOMA																				
2.23.25	SOUTH CAROLINA																				
2.27.25	TEXAS A&M																				
3.2.25	AT MISSOURI																				
TOTAL		0	34:18	5-13	.385	3-8	.375	2-2	1.000	3	5	8	2.0	4	0	1	0	1	15	3.8	

CAREER STATS

YEAR	GP	GS	MIN	AVG	FG	FGA	PCT	3FG	3FGA	3PCT	FT	FTA	PCT	OFF	DEF	TOT	AVG	PF	FO	AST	TO	BLK	STL	PTS	AVG
2022-23*	27	0	189	7.0	20	60	.333	12	46	.261	2	2	1.000	6	20	26	1.0	20	0	10	12	4	1	54	2.0
2023-24	33	28	698	21.2	80	225	.356	52	141	.369	12	16	.750	14	57	71	2.2	54	1	25	40	17	10	224	6.8
2024-25	4	0	34	8.6	5	13	.385	3	8	.375	2	2	1.000	3	5	8	2.0	4	0	0	1	0	1	15	3.8
VANDY	37	28	733	19.8	85	238	.357	55	149	.369	14	18	.778	17	62	79	2.1	58	1	25	41	17	11	239	6.5
CAREER	64	28	922	14.4	105	298	.352	67	195	.344	16	20	.800	23	82	105	1.6	78	1	35	53	21	12	293	4.6

*at Tennessee





14 AIYANA MITCHELL

@AiyanaMitchell17
 @aiyanamitchell12
 @aiyanajm22

F // 6-4 // So. // Colorado Springs, Colo. (Fountain-Fort Carson HS)

SEASON HIGHS

Points // 10, Samford (11/22/24)
 FG Made // 4, Samford (11/22/24)
 FG Attempts // 8, Samford (11/22/24)
 3-Pt Made // --
 3-Pt Attempt // --
 FT Made // 5, vs. Arizona (11/26/24)
 FT Attempt // 6, vs. Arizona (11/26/24)
 Rebounds // 5 (2x), Last: Butler (11/17/24)
 Assists // 1 (2x), Last: Hampton (11/20/24)
 Steals // 3, Samford (11/22/24)
 Blocks // 1 (2x), Last: Samford (11/22/24)
 Minutes // 15, Samford (11/22/24)

CAREER HIGHS

Points // 10, Samford (11/22/24)
 FG Made // 4, Samford (11/22/24)
 FG Attempts // 8, Samford (11/22/24)
 3-Pt Made // --
 3-Pt Attempt // --
 FT Made // 5, vs. Arizona (11/26/24)
 FT Attempt // 6, vs. Arizona (11/26/24)
 Rebounds // 5 (2x), Last: Butler (11/17/24)
 Assists // 1 (2x), Last: Hampton (11/20/24)
 Steals // 3, Samford (11/22/24)
 Blocks // 1 (6x), Last: Samford (11/22/24)
 Minutes // 16, Austin Peay (11/8/24)

- Scored a career-high 10 points vs. Samford on Nov. 22
- Averaging a career-best 5.7 ppg and 3.0 rpg in six games in '24-25
- Registered 8 pts vs. Lipscomb in the '24-25 season opener
- Appeared in 15 games as a true freshman
- Fourth player in program history from Colorado
- SEC First -Year Academic Honor Roll ('24)

	24-25 CAREER		24-25 CAREER	
10+ POINTS	1	1	3+ STEALS	-- --
15+ POINTS	--	--	2+ BLOCKS	-- --
20+ POINTS	--	--	DOUBLE-DOUBLES	-- --
30+ POINTS	--	--	LED VANDY IN PTS	-- --
MADE 3+ 3-PT FG	--	--	LED VANDY IN REB	-- --
10+ REBS	--	--	LED VANDY IN AST	-- --
3+ ASSISTS	--	--	LED VANDY IN STL	-- --
			LED VANDY IN BLK	2 5

GAME-BY-GAME

DATE	OPPONENT	GS	MIN	FGM/A	FG%	3FG/A	3P%	FTM/A	FG%	OFF	DEF	TOT	AVG	PF	AST	T/O	BLK	STL	PTS	AVG
11.4.24	LIPSCOMB		11:58	3-4	.750	0-0	.000	2-5	.400	1	1	2	2.0	0	0	0	1	0	8	8.0
11.8.24	AUSTIN PEAY		16:19	2-4	.500	0-0	.000	1-2	.500	2	2	4	3.0	2	0	0	0	0	5	6.5
11.14.24	AT SOUTH FLORIDA		12:20	1-3	.333	0-0	.000	0-0	.000	3	2	5	3.7	1	0	0	0	1	2	5.0
11.17.24	BUTLER		14:11	3-5	.600	0-0	.000	0-1	.000	4	1	5	4.0	0	1	3	0	0	6	5.3
11.20.24	HAMPTON		12:33	2-2	1.000	0-0	.000	0-0	.000	0	1	1	3.4	0	1	0	0	0	4	5.0
11.22.24	SAMFORD		14:45	4-8	.500	0-0	.000	2-4	.500	2	0	2	3.2	2	0	1	1	3	10	5.8
11.26.24	VS. ARIZONA		04:01	0-0	.000	0-0	.000	5-6	.833	2	0	2	3.0	3	0	1	0	0	5	5.7
11.27.24	VS. MICHIGAN ST.																			
12.4.24	APPALACHIAN ST.																			
12.14.24	EVANSVILLE																			
12.19.24	AT DAYTON																			
12.21.24	WEST GEORGIA																			
12.29.24	ALABAMA A&M																			
1.2.25	GEORGIA																			
1.5.25	KENTUCKY																			
1.9.25	AT OLE MISS																			
1.13.25	AT LSU																			
1.19.25	TENNESSEE																			
1.23.25	ARKANSAS																			
1.26.25	AT ALABAMA																			
1.30.25	AT FLORIDA																			
2.2.25	OLE MISS																			
2.6.25	AT TEXAS																			
2.13.25	MISSISSIPPI STATE																			
2.16.25	AT AUBURN																			
2.20.25	AT OKLAHOMA																			
2.23.25	SOUTH CAROLINA																			
2.27.25	TEXAS A&M																			
3.2.25	AT MISSOURI																			
TOTAL		0	86:08	15-26	.577	0-0	.000	10-18	.556	14	7	21	3.0	8	2	5	2	4	40	5.7

CAREER STATS

YEAR	GP	GS	MIN	AVG	FG	FGA	PCT	3FG	3FGA	3PCT	FT	FTA	PCT	OFF	DEF	TOT	AVG	PF	FO	AST	TO	BLK	STL	PTS	AVG
2023-24	15	0	58	3.9	6	11	.545	0	0	.000	2	4	.500	4	7	11	0.7	10	0	0	3	4	0	14	0.9
2024-25	7	0	86	12.3	15	26	.577	0	0	.000	10	18	.556	14	7	21	3.0	8	0	2	5	2	4	40	5.7
CAREER	22	0	145	6.6	21	37	.568	0	0	.000	12	22	.545	18	14	32	1.5	18	0	2	8	6	4	54	2.5





23 IYANA MOORE

@iyanamoore_
 @yanam23
 @imoore_23

G // 5-8 // Sr. // Milwaukee, Wis. (Blackman HS)**SEASON HIGHS**

Points // 16, Austin Peay (11/8/24)
 FG Made // 6, Lipscomb (11/4/24)
 FG Attempts // 12, Lipscomb (11/4/24)
 3-Pt Made // 3, Samford (11/22/24)
 3-Pt Attempt // 7 (2x), Last: Samford (11/22/24)
 FT Made // 5, Austin Peay (11/8/24)
 FT Attempt // 6, Austin Peay (11/8/24)
 Rebounds // 6 (2x), Last: Samford (11/22/24)
 Assists // 4, vs. Arizona (11/26/24)
 Steals // 3, vs. Arizona (11/26/24)
 Blocks // --
 Minutes // 37, vs. Arizona (11/26/24)

CAREER HIGHS

Points // 37, at Kentucky (01/11/14)
 FG Made // 14, at Kentucky (01/11/14)
 FG Attempts // 21, Alabama State (12/28/21)
 3-Pt Made // 9, Alabama State (12/28/21)
 3-Pt Attempt // 12, Alabama State (12/28/21)
 FT Made // 9, vs. Iowa State (11/24/23)
 FT Attempt // 10, vs. Iowa State (11/24/23)
 Rebounds // 9, at Missouri (02/29/24)
 Assists // 8, at Kentucky (02/17/22)
 Steals // 4 (4x), Last: Fairfield (11/12/23)
 Blocks // 1 (8x), Last: at Missouri (02/29/24)
 Minutes // 43, Alabama (02/06/22)

- Third on the team in scoring at 9.8 ppg
- Needs 28 more points to score 1,000 career points
- All-SEC Second Team ('24)
- Scored 20 or more points in 13 games in her career
- Led the team at 14.2 ppg in '23-24
- Her 17.6 ppg in SEC games ranked 6th in the SEC in '23-24
- Majoring in Human & Organizational Development

	SUPERLATIVES	24-25 CAREER	SUPERLATIVES	24-25 CAREER
10+ POINTS	4	47	3+ STEALS	1 13
15+ POINTS	2	29	2+ BLOCKS	-- --
20+ POINTS	--	13	DOUBLE-DOUBLES	-- --
30+ POINTS	--	2	LED VANDY IN PTS	1 30
MADE 3+ 3-PT FG	1	22	LED VANDY IN REB	-- --
10+ REBS	--	--	LED VANDY IN AST	1 13
3+ ASSISTS	2	33	LED VANDY IN STL	-- 9
			LED VANDY IN BLK	-- 4

GAME-BY-GAME

DATE	OPPONENT	GS	MIN	FGM/A	FG%	3FG/A	3P%	FTM/A	FG%	OFF	DEF	TOT	AVG	PF	AST	T/O	BLK	STL	PTS	AVG	
11.4.24	LIPSCOMB	*	27:18	6-12	.500	2-4	.500	1-1	1.000	3	3	6	6.0	1	1	1	0	1	15	15.0	
11.8.24	AUSTIN PEAY	*	24:23	5-8	.625	1-3	.333	5-6	.833	1	2	3	4.5	3	3	2	0	0	16	15.5	
11.14.24	AT SOUTH FLORIDA		12:04	1-3	.333	0-2	.000	0-2	.000	0	0	0	3.0	2	0	0	0	0	2	11.0	
11.17.24	BUTLER																				
11.20.24	HAMPTON	*	22:16	5-10	.500	2-7	.286	0-0	.000	0	3	3	3.0	0	1	1	0	0	12	11.3	
11.22.24	SAMFORD	*	34:08	4-10	.400	3-7	.429	0-0	.000	1	5	6	3.6	3	2	1	0	1	11	11.2	
11.26.24	VS. ARIZONA	*	37:20	1-9	.111	1-2	.500	0-0	.000	0	0	0	3.0	3	4	7	0	3	3	9.8	
11.27.24	VS. MICHIGAN ST.																				
12.4.24	APPALACHIAN ST.																				
12.14.24	EVANSVILLE																				
12.19.24	AT DAYTON																				
12.21.24	WEST GEORGIA																				
12.29.24	ALABAMA A&M																				
1.2.25	GEORGIA																				
1.5.25	KENTUCKY																				
1.9.25	AT OLE MISS																				
1.13.25	AT LSU																				
1.19.25	TENNESSEE																				
1.23.25	ARKANSAS																				
1.26.25	AT ALABAMA																				
1.30.25	AT FLORIDA																				
2.2.25	OLE MISS																				
2.6.25	AT TEXAS																				
2.13.25	MISSISSIPPI STATE																				
2.16.25	AT AUBURN																				
2.20.25	AT OKLAHOMA																				
2.23.25	SOUTH CAROLINA																				
2.27.25	TEXAS A&M																				
3.2.25	AT MISSOURI																				
TOTAL			5	157:29	22-52	.423	9-25	.360	6-9	.667	5	13	18	3.0	12	11	12	0	5	59	9.8

CAREER STATS

YEAR	GP	GS	MIN	AVG	FG	FGA	PCT	3FG	3FGA	3PCT	FT	FTA	PCT	OFF	DEF	TOT	AVG	PF	FO	AST	TO	BLK	STL	PTS	AVG
2021-22	35	17	1136	32.5	148	396	.374	79	207	.382	69	86	.802	32	71	103	2.9	67	1	89	99	6	55	444	12.7
2022-23																									
2023-24	33	33	1089	33.0	151	399	.378	57	171	.333	110	133	.827	32	83	115	3.5	81	0	91	83	3	45	469	14.2
2024-25	6	5	157	26.2	22	52	.423	9	25	.360	6	9	.667	5	13	18	3.0	12	0	11	12	0	5	59	9.8
TOTAL	74	55	2383	32.2	321	847	.379	145	403	.360	185	228	.811	69	167	236	3.2	160	1	191	194	9	105	972	13.1





24 AGA MAKURAT

Instagram icon @a.makurat24

G // 6-3 // So. // Sierakowice, Poland (Sopocka Akademia Tenisowa)**SEASON HIGHS**

Points // 6 (2x), Last: Hampton (11/20/24)
 FG Made // 2 (2x), Last: Hampton (11/20/24)
 FG Attempts // 8, Lipscomb (11/4/24)
 3-Pt Made // 2 (2x), Last: Hampton (11/20/24)
 3-Pt Attempt // 6, at South Florida (11/14/24)
 FT Made // --
 FT Attempt // --
 Rebounds // 5, Hampton (11/20/24)
 Assists // 2, Austin Peay (11/8/24)
 Steals // 1, Butler (11/17/24)
 Blocks // 2 (2x), Last: Hampton (11/20/24)
 Minutes // 18, Lipscomb (11/4/24)

CAREER HIGHS

Points // 18 (2x), Last: at South Carolina (01/28/24)
 FG Made // 6, at South Carolina (01/28/24)
 FG Attempts // 9 (3x), Last: at South Carolina (01/28/24)
 3-Pt Made // 5, Western Kentucky (11/15/23)
 3-Pt Attempt // 7 (2x), Last: at South Carolina (01/28/24)
 FT Made // 3, Western Kentucky (11/15/23)
 FT Attempt // 4, Western Kentucky (11/15/23)
 Rebounds // 7, at South Carolina (01/28/24)
 Assists // 3 (2x), Last: at Kentucky (01/11/24)
 Steals // 2, Kennesaw State (11/06/23)
 Blocks // 3, Florida (01/07/24)
 Minutes // 24, at South Carolina (01/28/24)

- Appeared in 39 games and made three starts at Vanderbilt
- Made 29 3-pointers in '23-24
- Shot 32.2% from behind the arc in '23-24
- Vanderbilt was 3-0 in games she started
- Led the Commodores in scoring twice in '23-24
- Majoring in Human & Organizational Development

SUPERLATIVES	24-25 CAREER	SUPERLATIVES	24-25 CAREER
10+ POINTS	-- 3	3+ STEALS	-- --
15+ POINTS	-- 2	2+ BLOCKS	2 5
20+ POINTS	-- --	DOUBLE-DOUBLES	-- --
30+ POINTS	-- --	LED VANDY IN PTS	-- 2
MADE 3+ 3-PT FG	-- 3	LED VANDY IN REB	-- 1
10+ REBS	-- --	LED VANDY IN AST	-- --
3+ ASSISTS	-- 2	LED VANDY IN STL	-- --
		LED VANDY IN BLK	-- 4

GAME-BY-GAME

DATE	OPPONENT	GS	MIN	FGM/A	FG%	3FG/A	3P%	FTM/A	FG%	OFF	DEF	TOT	AVG	PF	AST	T/O	BLK	STL	PTS	AVG
11.4.24	LIPSCOMB		18:13	1-8	.125	1-5	.200	0-0	.000	1	3	4	4.0	1	0	1	0	0	3	3.0
11.8.24	AUSTIN PEAY		17:21	2-5	.400	2-5	.400	0-0	.000	0	4	4	4.0	1	2	1	2	0	6	4.5
11.14.24	AT SOUTH FLORIDA		14:16	1-7	.143	0-6	.000	0-0	.000	1	1	2	3.3	0	0	0	0	0	2	3.7
11.17.24	BUTLER		07:12	1-2	.500	1-1	1.000	0-0	.000	0	0	0	2.5	1	1	1	0	1	3	3.5
11.20.24	HAMPTON		16:30	2-5	.400	2-5	.400	0-0	.000	1	4	5	3.0	0	1	0	2	0	6	4.0
11.22.24	SAMFORD		04:02	0-2	.000	0-1	.000	0-0	.000	0	1	1	2.7	0	0	1	0	0	0	3.3
11.26.24	VS. ARIZONA																			
11.27.24	VS. MICHIGAN ST.																			
12.4.24	APPALACHIAN ST.																			
12.14.24	EVANSVILLE																			
12.19.24	AT DAYTON																			
12.21.24	WEST GEORGIA																			
12.29.24	ALABAMA A&M																			
1.2.25	GEORGIA																			
1.5.25	KENTUCKY																			
1.9.25	AT OLE MISS																			
1.13.25	AT LSU																			
1.19.25	TENNESSEE																			
1.23.25	ARKANSAS																			
1.26.25	AT ALABAMA																			
1.30.25	AT FLORIDA																			
2.2.25	OLE MISS																			
2.6.25	AT TEXAS																			
2.13.25	MISSISSIPPI STATE																			
2.16.25	AT AUBURN																			
2.20.25	AT OKLAHOMA																			
2.23.25	SOUTH CAROLINA																			
2.27.25	TEXAS A&M																			
3.2.25	AT MISSOURI																			
TOTAL		0	77:35	7-29	.241	6-23	.261	0-0	.000	3	13	16	2.7	3	4	4	4	1	20	3.3

CAREER STATS

YEAR	GP	GS	MIN	AVG	FG	FGA	PCT	3FG	3FGA	3PCT	FT	FTA	PCT	OFF	DEF	TOT	AVG	PF	FO	AST	TO	BLK	STL	PTS	AVG
2023-24	33	3	469	14.2	44	129	.341	29	90	.322	11	14	.786	12	37	49	1.5	29	0	19	32	13	10	128	3.9
2024-25	6	0	78	12.9	7	29	.241	6	23	.261	0	0	.000	3	13	16	2.7	3	0	4	4	4	1	20	3.3
CAREER	39	3	547	14.0	51	158	.323	35	113	.310	11	14	.786	15	50	65	1.7	32	0	23	36	17	11	148	3.8





30 TRINITY WILSON

@trinityy.wilsonn
 @trinitywilson_bts
 @TrinityWilson30

F // 6-3 // Fr. // Lakeville, Minn. (Lakeville North HS)**SEASON HIGHS**

Points // 4, Austin Peay (11/8/24)
 FG Made // 2, Austin Peay (11/8/24)
 FG Attempts // 4 (2x), Last: Austin Peay (11/8/24)
 3-Pt Made // --
 3-Pt Attempt // --
 FT Made // --
 FT Attempt // 2, Austin Peay (11/8/24)
 Rebounds // 5 (2x), Last: Austin Peay (11/8/24)
 Assists // 1 (2x), Last: Hampton (11/20/24)
 Steals // --
 Blocks // 1, Hampton (11/20/24)
 Minutes // 11, Lipscomb (11/4/24)

CAREER HIGHS

Points // 4, Austin Peay (11/8/24)
 FG Made // 2, Austin Peay (11/8/24)
 FG Attempts // 4 (2x), Last: Austin Peay (11/8/24)
 3-Pt Made // --
 3-Pt Attempt // --
 FT Made // --
 FT Attempt // 2, Austin Peay (11/8/24)
 Rebounds // 5 (2x), Last: Austin Peay (11/8/24)
 Assists // 1 (2x), Last: Hampton (11/20/24)
 Steals // --
 Blocks // 1, Hampton (11/20/24)
 Minutes // 11, Lipscomb (11/4/24)

- Pulled down 5 reb and scored 2 pts in her debut vs. Lipscomb (11/4/24)
- Ranked the fifth-best player in Minnesota according to PrepGirlsHoops.com
- Selected to Minnesota All-Star Basketball Game
- Collected over 1,000 pts and 1,000 reb during her prep career
- All-state honorable mention ('23)

SUPERLATIVES	24-25 CAREER	SUPERLATIVES	24-25 CAREER
10+ POINTS	-- --	3+ STEALS	-- --
15+ POINTS	-- --	2+ BLOCKS	-- --
20+ POINTS	-- --	DOUBLE-DOUBLES	-- --
30+ POINTS	-- --	LED VANDY IN PTS	-- --
MADE 3+ 3-PT FG	-- --	LED VANDY IN REB	-- --
10+ REBS	-- --	LED VANDY IN AST	-- --
3+ ASSISTS	-- --	LED VANDY IN STL	-- --
		LED VANDY IN BLK	-- --

GAME-BY-GAME

DATE	OPPONENT	GS	MIN	FGM/A	FG%	3FG/A	3P%	FTM/A	FG%	OFF	DEF	TOT	AVG	PF	AST	T/O	BLK	STL	PTS	AVG
11.4.24	LIPSCOMB		10:31	1-4	.250	0-0	.000	0-0	.000	2	3	5	5.0	1	1	1	0	0	2	2.0
11.8.24	AUSTIN PEAY		05:09	2-4	.500	0-0	.000	0-2	.000	2	3	5	5.0	1	0	0	0	0	4	3.0
11.14.24	AT SOUTH FLORIDA																			
11.17.24	BUTLER		02:31	0-0	.000	0-0	.000	0-0	.000	0	0	0	3.3	0	0	0	0	0	0	2.0
11.20.24	HAMPTON		03:57	0-1	.000	0-0	.000	0-0	.000	0	0	0	2.5	0	1	0	1	0	0	1.5
11.22.24	SAMFORD																			
11.26.24	VS. ARIZONA																			
11.27.24	VS. MICHIGAN ST.																			
12.4.24	APPALACHIAN ST.																			
12.14.24	EVANSVILLE																			
12.19.24	AT DAYTON																			
12.21.24	WEST GEORGIA																			
12.29.24	ALABAMA A&M																			
1.2.25	GEORGIA																			
1.5.25	KENTUCKY																			
1.9.25	AT OLE MISS																			
1.13.25	AT LSU																			
1.19.25	TENNESSEE																			
1.23.25	ARKANSAS																			
1.26.25	AT ALABAMA																			
1.30.25	AT FLORIDA																			
2.2.25	OLE MISS																			
2.6.25	AT TEXAS																			
2.13.25	MISSISSIPPI STATE																			
2.16.25	AT AUBURN																			
2.20.25	AT OKLAHOMA																			
2.23.25	SOUTH CAROLINA																			
2.27.25	TEXAS A&M																			
3.2.25	AT MISSOURI																			
TOTAL		0	22:08	3-9	.333	0-0	.000	0-2	.000	4	6	10	2.5	2	2	1	1	0	6	1.5

CAREER STATS

YEAR	GP	GS	MIN	AVG	FG	FGA	PCT	3FG	3FGA	3PCT	FT	FTA	PCT	OFF	DEF	TOT	AVG	PF	FO	AST	TO	BLK	STL	PTS	AVG
2024-25	4	0	22	5.5	3	9	.333	0	0	.000	0	2	.000	4	6	10	2.5	2	0	2	1	1	0	6	1.5
CAREER	4	0	22	5.5	3	9	.333	0	0	.000	0	2	.000	4	6	10	2.5	2	0	2	1	1	0	6	1.5





35 SACHA WASHINGTON

@sacha_washington

@sacha_washington

@sachaw33

F // 6-2 // Sr. // Lawrenceville, Ga. (Collins Hill HS)

SEASON HIGHS

Points // --
 FG Made // --
 FG Attempts // --
 3-Pt Made // --
 3-Pt Attempt // --
 FT Made // --
 FT Attempt // --
 Rebounds // --
 Assists // --
 Steals // --
 Blocks // --
 Minutes // --

CAREER HIGHS

Points // 33, Louisiana Tech (12/03/23)
 FG Made // 15, Louisiana Tech (12/03/23)
 FG Attempts // 20, Louisiana Tech (12/03/23)
 3-Pt Made // --
 3-Pt Attempt // 1, Lipscomb (12/18/22)
 FT Made // 10, Fairfield (11/12/23)
 FT Attempt // 16, Fairfield (11/12/23)
 Rebounds // 17, Fairfield (11/12/23)
 Assists // 7, Fairfield (11/12/23)
 Steals // 8, Louisiana Tech (12/03/23)
 Blocks // 6, Dayton (12/20/23)
 Minutes // 40, vs. Florida (03/07/24)

- Utilizing Medical Redshirt in '24-25
- Preseason Cheryl Miller Award Watch List ('25)
- Appeared in 99 games and made 72 starts in three seasons at Vanderbilt
- Averaged a career-best 12.1 ppg as a junior
- Led the team with 8 double-doubles in '23-24
- Led Vandy with 7.9 rpg in '23-24
- All-SEC freshman team ('22)

SUPERLATIVES	24-25 CAREER	SUPERLATIVES	24-25 CAREER
10+ POINTS	-- 48	3+ STEALS	-- 9
15+ POINTS	-- 20	2+ BLOCKS	-- 28
20+ POINTS	-- 6	DOUBLE-DOUBLES	-- 22
30+ POINTS	-- 1	LED VANDY IN PTS	-- 13
MADE 3+ 3-PT FG	-- --	LED VANDY IN REB	-- 53
10+ REBS	-- 24	LED VANDY IN AST	-- 5
3+ ASSISTS	-- 8	LED VANDY IN STL	-- 5
		LED VANDY IN BLK	-- 54

GAME-BY-GAME

DATE	OPPONENT	GS	MIN	FGM/A	FG%	3FG/A	3P%	FTM/A	FG%	OFF	DEF	TOT	AVG	PF	AST	T/O	BLK	STL	PTS	AVG	
11.4.24	LIPSCOMB																				
11.8.24	AUSTIN PEAY																				
11.14.24	AT SOUTH FLORIDA																				
11.17.24	BUTLER																				
11.20.24	HAMPTON																				
11.22.24	SAMFORD																				
11.26.24	VS. ARIZONA																				
11.27.24	VS. MICHIGAN ST.																				
12.4.24	APPALACHIAN ST.																				
12.14.24	EVANSVILLE																				
12.19.24	AT DAYTON																				
12.21.24	WEST GEORGIA																				
12.29.24	ALABAMA A&M																				
1.2.25	GEORGIA																				
1.5.25	KENTUCKY																				
1.9.25	AT OLE MISS																				
1.13.25	AT LSU																				
1.19.25	TENNESSEE																				
1.23.25	ARKANSAS																				
1.26.25	AT ALABAMA																				
1.30.25	AT FLORIDA																				
2.2.25	OLE MISS																				
2.6.25	AT TEXAS																				
2.13.25	MISSISSIPPI STATE																				
2.16.25	AT AUBURN																				
2.20.25	AT OKLAHOMA																				
2.23.25	SOUTH CAROLINA																				
2.27.25	TEXAS A&M																				
3.2.25	AT MISSOURI																				
TOTAL		0	00.00	0-0	.000	0-0	.000	0-0	.000	0	0	0	0.0	0	0	0	0	0	0	0	0.0

CAREER STATS

YEAR	GP	GS	MIN	AVG	FG	FGA	PCT	3FG	3FGA	3PCT	FT	FTA	PCT	OFF	DEF	TOT	AVG	PF	FO	AST	TO	BLK	STL	PTS	AVG
2021-22	35	8	708	20.2	104	224	.464	0	0	.000	58	85	.682	113	117	230	6.6	87	2	26	57	19	26	266	7.6
2022-23	31	31	798	25.7	136	294	.463	0	1	.000	72	114	.632	91	137	228	7.4	87	5	35	67	45	25	344	11.1
2023-24	33	33	959	29.1	163	310	.526	0	0	.000	72	117	.615	118	144	262	7.9	91	4	44	90	44	52	398	12.1
2024-25	--	--	--	--	--	--	--	--	--	--	--	--	--	--	--	--	--	--	--	--	--	--	--	--	--
CAREER	99	72	2465	24.9	403	828	.487	0	1	.000	202	316	.639	322	398	720	7.3	265	11	105	214	108	103	1008	10.2



GAME RECAPS

GAME 1 Vanderbilt vs. Lipscomb

	1	2	3	4	TOTAL
L	15	10	14	11	50
V	31	22	28	21	102

DATE Nov. 4, 2024 SITE Memorial Gymnasium (Nashville, Tenn.)

TIPOFF 11:00 a.m. END 12:48 p.m. ELAPSED 1:48
ATTENDANCE 5,282

DORES DOMINATE BISONS

NASHVILLE, Tenn. – The Vanderbilt women's basketball team began the 2024-25 campaign in a big way, as the Commodores blitzed Lipscomb, 102-50, in Monday's season opener.

Vanderbilt scored 100-plus points for the first time under head coach Shea Ralph in the season-opening victory over the Bisons. The last time the Dores registered 100 or more points came on Nov. 25, 2019, when Vandy posted a 106-55 win at Tennessee State.

The Commodores move to 1-0 on the year, while Lipscomb falls to 0-1. With the win, Vanderbilt improves to 4-0 in season openers under Ralph. She becomes the first Vandy women's basketball coach to win four straight season openers to begin their career.

Sophomore Khamil Pierre registered her fifth career double-double in the season opener. The 6-2 forward scored a team-high 25 points and pulled down a team-best 14 rebounds in 24 minutes of action. The Phoenix, Arizona, native went 12-of-17 from the field and added five steals to her stat line. Pierre is the first Dore to record a double-double in the season opener since Koi Love's 19-point, 12-rebound effort against East Tennessee State in the first game of the 2020-21 campaign.

Pierre was one of four Vanderbilt players to register double-digit points against Lipscomb. Freshman Mikayla Blakes tallied 23 points in her Vanderbilt debut. Meanwhile, senior Iyana Moore added 15 points to extend her double-digit scoring streak to eight games, and sophomore Madison Greene collected 14 points off the bench in her first game with the Commodores since her season-ending knee injury against Lipscomb last year.

The Commodores used its size advantage against Lipscomb throughout the game, as Vandy scored 70 points in the paint, which allowed the Dores to shoot 53.1 percent from the field. Defensively, Vanderbilt held LU to 27.9 percent from the field and forced its Music City counterpart into 23 turnovers.

BOX SCORE

Lipscomb - 50		Record: 0-1										Shooting By Period								
NO. Name	Min	FG	3P	FT	Rebounds	Fouls	TP	AS	TO	ST	Blocks	TS	SA	A-	1st	2nd	3rd	4th	FT%	
11 Clara McGowan	G 20:55	3-8	0-2	2-4	3 1 4	2 5	8	1	2	2	0	0	24	11	2	2	0	0	0	24
9 Molly Heard	G 13:07	1-10	1-4	0-0	3 1 4	2 0	8	0	1	1	0	1	21	1	0	0	0	0	0	21
14 Anthoni Osa	G 20:46	1-3	0-1	1-2	1 3 1	1 2 3	1	6	0	0	0	31	1	0	0	0	0	0	31	
21 Bella Vinson	G 21:38	1-7	1-5	0-0	2 1 3	1 0	1	3	2	2	0	37	1	0	0	0	0	0	37	
32 Taylor Bowen	G 22:13	0-7	0-2	0-2	0 2 2	2 2	2	1	1	0	0	40	0	0	0	0	0	0	40	
22 Olivia Vandegriff	18:40	0-4	0-0	0-0	1 3 4	1 1 0	1	0	0	0	0	21	0	0	0	0	0	0	21	
20 Aiyana Mitchell	19:38	0-2	0-0	1-2	3 3 2	0 0	1	1	1	0	0	16	0	0	0	0	0	0	16	
22 Elena Bertrand	25:48	0-11	0-3	2-2	1 5 6	0 4	2	0	0	0	0	28	0	0	0	0	0	0	28	
22 Addison Melton	21:52	2-9	2-7	2-2	1 2 2	1 8	0	1	1	0	0	27	1	0	0	0	0	0	27	
31 Isabella Pitta	15:50	0-0	0-0	1-2	1 1 2	1 1	1	0	1	0	0	14	0	0	0	0	0	0	14	
Team																				
Totals		17-61	6-25	10-17	15 17 32	15 17 32	6 23	6 2 2	1 2 5	0 0	0 0	152	15	20	20	20	20	20	20	
Technical Fouls:																				

BOX SCORE

Vanderbilt - 102		Record: 1-0										Shooting By Period								
NO. Name	Min	FG	3P	FT	Rebounds	Fouls	TP	AS	TO	ST	Blocks	TS	SA	A-	1st	2nd	3rd	4th	FT%	
10 Jane Nwabia	F 22:39	3-4	0-0	0-0	1 5 6	2 0	6	3	1	1	0	0	28	1	0	0	0	0	0	28
12 Khamil Pierre	F 23:39	9-17	0-0	1-1	6 8 14	4 2	25	1	2	5	0	0	36	1	0	0	0	0	0	36
1 Mikayla Blakes	G 25:31	8-19	2-7	3-3	2 3 5	2 5	33	5	2	0	0	40	0	0	0	0	0	0	40	
11 Jordyn Oliver	G 19:02	1-2	0-0	0-0	3 1 4	1 0	2	2	2	0	0	22	0	0	0	0	0	0	22	
23 Iyana Moore	G 27:18	6-12	2-4	1-1	3 3 6	1 2	15	1	1	1	0	34	0	0	0	0	0	0	34	
4 Madison Greene	26:25	6-10	0-1	0-0	2 2 4	4 6	0	0	0	0	0	38	0	0	0	0	0	0	38	
14 Aiyana Mitchell	11:58	3-4	0-0	2-5	1 2 0	3 0	8	0	0	0	0	11	0	0	0	0	0	0	11	
30 Trinity Wilson	10:31	1-4	0-0	0-0	2 3 5	1 0	2	1	1	0	0	17	0	0	0	0	0	0	17	
24 Aja Makurat	18:13	1-6	1-5	0-0	1 3 4	1 0	3	0	1	0	0	20	0	0	0	0	0	0	20	
2 Jada Brown	12:44	1-2	0-0	2-2	1 0 1	3 1 4	0	0	0	0	0	13	0	0	0	0	0	0	13	
Team																				
Totals		43-81	5-17	11-14	22 32 54	17 13 30	102	17 12 15	1 2 5	0 0	0 0	152	43	58	58	58	58	58	58	
Technical Fouls:																				

BISONS		VANDY		Points from Turnovers		BISONS/VANDY		Period by Period Scoring			
Biggest lead	0 (1st 10:00)	52 (4th 0:30)	Turnovers	9	22	1st	2nd	3rd	4th	TOT	
Best Scoring Run	5 (1st 7:53)	10 (1st 2:32)	Paint	22	70	BISONS	15	10	14	11	50
Lead Changes	0	Second Chance	8	23	VANDY	31	22	28	21	102	
Times Tied	1	Fast Breaks	3	27							
Time with Lead	00:00	Bench	25	31							

INDIVIDUAL LEADERS

Points	Khamil Pierre - 25 pts	Elena Bertrand - 16 pts
	Mikayla Blakes - 23 pts	Molly Heard - 9 pts
Rebounds	Khamil Pierre - 14 reb	Three tied with 4 reb
	I. Moore/J. Nwabia - 6 reb	Three tied with 3 reb
Assists	Mikayla Blakes - 5 ast	Bella Vinson - 2 ast
	Madison Greene - 4 ast	Four tied with 1 ast
Steals	Madison Greene - 6 stl	Elena Bertrand - 2 stl
	Khamil Pierre - 5 stl	Clara McGowan - 2 stl
Blocks	Aiyana Mitchell - 1 blk	A. Melton/L. Pitta - 1 blk

GAME 2 Vanderbilt vs. Austin Peay

	1	2	3	4	TOTAL
A	16	10	4	7	37
V	24	28	26	15	93

DATE Nov. 8, 2024 SITE Memorial Gymnasium (Nashville, Tenn.)

TIPOFF 6:30 p.m. END 8:31 p.m. ELAPSED 2:01
ATTENDANCE 2,343

DORES RUN AWAY FROM GOVERNORS

NASHVILLE, Tenn. – The Vanderbilt women's basketball rolled to a second-straight victory over the 2024-25 season, as the Commodores collected a 93-37 win over Austin Peay Friday night at Memorial Gym.

Sophomore Khamil Pierre posted her second-consecutive double-double to begin her 2024-25 campaign, as she scored 13 points and pulled down 10 rebounds against the Governors. Pierre becomes the first Dore since Koi Love in 2020-21 to start a season with two-straight double-doubles. It was also Pierre's sixth career double-double at Vandy.

The win moves Vanderbilt to 2-0 on the year, while Austin Peay falls to 0-2. It marks the second-straight season that the Dores have won the first two games of a season. The Commodores also improve to 26-5 against nonconference foes at Memorial Gym under head coach Shea Ralph. Vandy moved to 18-1 all-time against APSU, as the Dores have won 18-straight games against the Govs.

Pierre led a quartet of double-digit scorers for the Commodores on Friday's victory. She was joined by senior Iyana Moore and freshman Mikayla Blakes, who each scored a game-high 16 points. Moore's 16-point effort extended her double-digit scoring streak to nine games dating back to last season. Sophomore Madison Greene registered a team-best 13 points off the bench in a career-high 30 minutes of action. Greene and Moore each dished out a game-best three assists, while Blakes paced the Vandy with three steals.

Vanderbilt used a 24-0 run that started at the 1:46 mark of the second quarter and ended with 6:27 left to play in the third to put the Govs away for good. The Commodores scored the final 11 points of the second quarter, then registered the first 13 points of the third stanza.

Vanderbilt's extended run turned a 15-point lead into a 39-point advantage for the Dores.

The Vandy defense locked up Austin Peay over the final two frames, as the Commodores allowed 11 points over the final 20 minutes of play. Vanderbilt held APSU to four points in the third quarter. That marks the lowest point total allowed by the Commodores in a stanza since last season's contest at Butler, where Vandy held the Bulldogs to four second-quarter points.

The Dores shot 45.1 percent from the floor Friday while holding the Governors to a 28.8 field goal percentage. Vanderbilt scored 42 points in the paint and forced Austin Peay into 25 turnovers that turned into 33 points.

BOX SCORE

Austin Peay - 37		Record: 0-2										Shooting By Period								
NO. Name	Min	FG	3P	FT	Rebounds	Fouls	TP	AS	TO	ST	Blocks	TS	SA	A-	1st	2nd	3rd	4th	FT%	
20 SaMya Wyatt	F 23:16	4-7	0-0	0-2	1 0 1	3 1	9	0	2	2	0	1	32	0	0	0	0	0	0	32
34 Jerry Nambere	F 16:21	0-3	0-0	1-2	2 1 3	2 1	6	0	0	0	0	2	38	0	0	0	0	0	0	38
22 Nayrah Simmons	G 18:17	2-4	1-1	0-0	0 0 0	2 1 5	1	0	0	0	0	30	0	0	0	0	0	0	30	
5 Abby Carter	G 23:18	4-7	0-1	0-0	1 2 3	3 0	8	0	1	2	0	30	0	0	0	0	0	0	30	
10 La'Nya Foster	G 21:47	1-4	1-2	0-0	0 1 1	2 3 0	0	0	1	2	0	25	0	0	0	0	0	0	25	
3 Anola Nelson	18:46	0-3	0-1	0-2	0 0 0	1 1 2	0	0	0	0	0	43	0	0	0	0	0	0	43	
4 Anova Sheals	27:53	3-13	0-4	1-4	0 1 1	5 3 3	7	2	6	0	0	33	0	0	0	0	0	0	33	
10 Niesha Barnett	18:20	0-3	0-0	0-4	1 2 3	4 4	2	0	1	1	0	19	0	0	0	0	0	0	19	
22 Jeane Bransma	12:47	0-1	0-0	0-0	1 1 2	4 0 0	0	0	0	0	0	22	0	0	0	0	0	0	22	
15 Briana Tomasko	16:08	1-4	1-4	0-0	0 0 0	1 0 3	0	0	0	0	0	16	0	0	0	0	0	0	16	
21 Rose Armoudeh	02:45	0-1	0-1	0-0	0 0 0	0 0 0	0	0	0	0	0	2	0	0	0	0	0	0	2	
Team																				
Totals		15-52	0-14	4-14	8 20 28	27 10 3	6 23	6 2 8	2 5	0 0	0 0	159	15	24	24	24	24	24	24	
Technical Fouls:																				

Vanderbilt - 93		Record: 2-0										Shooting By Period								
NO. Name	Min	FG	3P	FT	Rebounds	Fouls	TP	AS	TO	ST	Blocks	TS	SA	A-	1st	2nd	3rd	4th	FT%	
10 Jane Nwabia	F 20:50	4-10	0-2	1-1	3 0 3	1 2	9	2	0	2	2	0	21	0	0	0	0	0	0	21
12 Khamil Pierre	F 18:11	5-9	0-0	3-5	3 7 10	0 4	4	0	2	0	0	41	0	0	0	0	0	0	0	41
1 Mikayla Blakes	G 15:31	5-8	2-4	4-5	2 1 3	1 6	16	1	2	1	0	38	0	0	0	0	0	0	0	38
11 Jordyn Oliver	G 22:60	1-4	0-0	2-2	2 5 7	1 2	4	2	1	0	0	28	0	0	0	0	0	0	0	28
23 Iyana Moore	G 24:23	5-13	1-6	1-1	3 3 6	1 3	16	3	2	0	0	40	0	0	0	0	0	0	0	40
4 Madison Greene	30:15	6-10	1-4	0-0	1 3 4	2 5	18	3	2	1	0	37	0	0	0	0	0	0	0	37
14 Aiyana Mitchell	16:19	2-4	0-0	1-2	2 2 4	2 2 5	0	0	0	0	0	13	0	0	0	0	0	0	0	13
24 Aja Makurat	17:21	2-5	2-5	0-0	0 4 4	1 0 6	2	1	0	0	0	17	0	0	0	0	0	0	0	17
5 Letitia Kapinus	21:15	3-8	0-1	1-1	2 4 6	1 1	7	1	1	2	0	21	0	0	0	0	0	0	0	21
2 Jada Brown	06:06	0-1	0-1	0-0	1 2 1	1 1	1	0	1	0	0	2	0	0	0	0	0	0	0	2
30 Trinity Wilson	05:09	2-4	0-0	0-2	2 2 4	1 1	4	0	0	0	0	3	0	0	0	0	0	0	0	3
Team																				
Totals		32-71	6-17	23-30	21 34 55	15 27	93	15 12 10	8 2 5	0 0	0 0	159	32	46	46	46	46	46	46	
Technical Fouls:																				

APSU		VANDY		Points from Turnovers		APSU/VANDY		Period by Period Scoring	
Biggest lead	4 (1st 9:00)	56 (4th 1:30)	Turnovers	10	27				

GAME RECAPS

GAME 4 Vanderbilt vs. Butler

	1	2	3	4	TOTAL
	8	12	16	16	52
	17	20	22	22	81

DATE Nov. 17, 2024 **SITE** Memorial Gymnasium (Nashville, Tenn.)

TIPOFF 2:00 p.m. **END** 3:45 p.m. **ELAPSED** 1:45
ATTENDANCE 2,615

DORES CAGE BULLDOGS

NASHVILLE, Tenn. – The duo of freshman Mikayla Blakes and sophomore Khamil Pierre sparked the Vanderbilt women's basketball team to an 81-52 win over Butler on Sunday to kick off a three-game homestand at Memorial Gymnasium.

The Commodore underclassmen outscored Butler by a point, as they combined to register 53 points against the Bulldogs. Blakes registered a career-high 29 points in Sunday's win, while Pierre chipped in 24 points. They are the first set of Vandy women's basketball players to score 20 points in a game since Jan. 7, 2024, when Jordyn Cambridge (24 points) and Iyana Moore (20 points) accomplished the feat against Florida at Memorial Gym.

The win improves Vanderbilt to 4-0 on the year, as the Dores handed the Bulldogs, who are now 3-1, their first loss of the 2024-25 campaign.

Blakes' 29-point performance against Butler is tied for the fifth-most points scored by a Vanderbilt freshman in a game. She matches with Kady Schram (vs. LSU, Jan. 29, 2012), Barbara Brackman (vs. Duke, March 13, 1982), and Harriet Brumfield (at Delta State, Feb. 20, 1982, and vs. Northwestern, Nov. 27, 1981). Blakes also extends her double-digit scoring streak to four games to open her Vanderbilt career.

Pierre had a 24-point performance to extend her double-digit scoring streak to seven games dating back to last season. The 6-2 forward pulled down a game-high eight rebounds, bringing her three-game double-double streak to an end. It is the third time in Pierre's collegiate career that she has scored 20 or more points in a game. She also collected a game-best four steals against the Bulldogs.

The Commodores shot 50.9 percent from the field on Sunday while limiting Butler to a 38.3 percent success rate from the floor. The Dores hit a season-high eight 3-pointers in the win and held a 33-25 edge on the glass. Vandy forced Butler into 30 turnovers, which turned into 41 points for the Commodores.

BOX SCORE

NO. Name	Min	FG	3P	FT	Rebounds		Fouls		TP	AS	TO	ST	Blocks	PTS	PF	Shooting By Period
					OR	DR	OR	DR								
24 Cristian Carter	17:34	2-4	0-0	1-2	2	1	3	2	2	0	1	0	0	11	1	FG%: 50.0
1 Karyn Norman	14:51	0-4	0-2	0-0	0	0	0	0	0	0	2	0	0	0	0	FT%: 0.0
2 Riley Makulsky	20:28	0-1	0-0	2-2	1	2	3	2	0	0	2	0	0	28	0	FG%: 0.0
11 Kiyon McGill	05:42	2-7	0-0	1-2	2	2	4	1	3	2	1	0	0	9	2	FG%: 28.6
21 Caroline Strande	02:23	0-1	0-0	0-0	0	0	0	0	0	0	0	0	0	0	0	FT%: 0.0
12 Lily Carmody	15:56	2-6	0-1	1-1	0	0	0	0	0	0	1	6	4	0	0	FG%: 33.3
3 Ari Wiggins	19:24	3-4	1-1	1-2	0	0	0	1	1	0	4	3	0	0	0	FT%: 50.0
32 Sydney Jaynes	13:17	0-1	0-0	0-0	1	1	2	0	0	0	0	0	0	0	0	FT%: 0.0
14 Jocelyn Land	14:12	0-4	0-2	2-2	1	0	1	0	2	2	1	1	0	0	0	FG%: 0.0
10 Lily Zaitraia	17:34	1-3	1-2	0-0	0	0	2	1	3	0	1	1	1	0	0	FT%: 0.0
21 Lily Stoodard	09:09	0-0	0-0	0-0	0	0	0	0	0	0	0	0	0	0	0	FT%: 0.0
Team		2	5	7	0	0	0	0	2	0	2	0	0	2	0	GM FG%: 50.9
Totals	18:47	8-18	0-11	1-2	16	15	16	12	12	0	2	20	0	2	0	GM FT%: 50.9

NO. Name	Min	FG	3P	FT	Rebounds		Fouls		TP	AS	TO	ST	Blocks	PTS	PF	Shooting By Period
					OR	DR	OR	DR								
10 Janae Nwabia	17:56	3-4	0-0	2-2	2	4	2	1	1	1	1	1	0	11	1	FG%: 75.0
12 Khamil Pierre	22:16	9-15	0-0	6-8	8	4	24	3	1	4	0	0	0	34	1	FG%: 60.0
1 Mikayla Blakes	35:34	8-19	4-9	7-8	1	2	3	6	29	2	3	0	0	22	0	FG%: 42.1
4 Madison Greene	20:20	0-2	0-0	2-2	3	1	0	1	5	3	0	0	0	23	0	FG%: 0.0
11 Jordyn Oliver	32:48	1-3	0-0	1-2	3	2	1	2	0	1	2	0	0	18	0	FG%: 33.3
13 Justine Pissott	14:22	1-4	0-2	2-4	6	2	2	4	0	0	0	0	0	19	0	FG%: 25.0
14 Aiyana Mitchell	14:11	0-5	0-0	1-1	4	1	5	0	1	0	1	0	0	0	0	FT%: 0.0
5 Leilani Kapinus	19:58	2-3	0-0	0-0	0	0	0	0	1	0	2	3	1	0	0	FT%: 0.0
24 Aga Makurat	07:12	1-1	0-0	0-0	0	0	0	0	0	0	1	1	0	0	0	FT%: 0.0
2 Jada Brown	03:55	0-1	0-0	0-0	0	0	0	0	0	0	0	0	0	0	0	FT%: 0.0
30 Trinity Wilson	02:31	0-0	0-0	0-0	0	0	0	0	0	0	0	0	0	0	0	FT%: 0.0
Team		29	57	18	19	13	20	33	16	13	17	2	0	23	0	GM FG%: 50.9
Totals	18:47	8-18	0-11	1-2	16	15	16	12	12	0	2	20	0	2	0	GM FT%: 50.9

Biggest lead	BUTLER		VANDY		Points from Turnovers	BUTLER	VANDY	Period by Period Scoring
	1st	2nd	3rd	4th				
Best Scoring Run	0 (11:00)	15 (4:35)	13 (4:35)	15 (4:35)	13	41	41	11
Lead Changes	0	7	10	10	20	30	30	16
Times Tied	1	7	13	13	18	17	17	52
Time with Lead	00:00	37:08	18	17	18	17	17	52

INDIVIDUAL LEADERS

Points	Rebounds	Assists	Steals	Blocks
Mikayla Blakes - 29 pts	Khamil Pierre - 24 pts	Jordyn Oliver - 6 ast	Khamil Pierre - 3 ast	Khamil Pierre - 4 stl
Elena Bertrand - 16 pts	Molly Heard - 9 pts	Khamil Pierre - 8 reb	Justine Pissott - 6 reb	L. Kapinus/J. Nwabia - 1 blk
Three tied with 4 reb	Three tied with 3 reb	Bella Vinson - 2 ast	Four tied with 1 ast	Elena Bertrand - 2 stl
Three tied with 3 stl	Claira McGowan - 2 stl			

GAME 5 Vanderbilt vs. Hampton

	1	2	3	4	TOTAL
	21	7	4	13	45
	23	28	25	18	94

DATE Nov. 20, 2024 **SITE** Memorial Gymnasium (Nashville, Tenn.)

TIPOFF 6:30 p.m. **END** 8:11 p.m. **ELAPSED** 1:41
ATTENDANCE 2,353

DORES SINK LADY PIRATES

NASHVILLE, Tenn. – The Vanderbilt women's basketball team rolled to a 94-45 victory over Hampton Wednesday night at Memorial Gymnasium, as the Commodores remain perfect at 5-0 to open the 2024-25 season.

With the win, Vanderbilt improves to 5-0 for the third year in a row. It marks the first time in program history that the Dores have opened three consecutive seasons at 5-0. The loss drops Hampton to 1-3 overall this season.

The Commodores got off to a slow start but used a 5-17 run between the second and third quarters that broke a 23-23 tie and gave Vandy a 44-30 advantage. The Dores held the Lady Pirates scoreless for 7:05 of game time and rolled off 26 straight points during the stretch to post its longest-scoring run of the season. It is also the second time that Vanderbilt has scored 20-plus points in a row this season, as the Commodores put up 24 straight points against Austin Peay on Nov. 8.

Freshman Mikayla Blakes turned in another spectacular performance. She scored a game-high 22 points and dished out a career-best eight assists to go along with three steals. Blakes, who was named the SEC Freshman of the Week for the first time in her career earlier this week, is the only Commodore since at least 2009-10 to register at least 15-plus points and two or more steals in each of their first five games at Vanderbilt.

Sophomore Khamil Pierre collected her fourth double-double of the season with a 15-point, 12-rebound effort against the Lady Pirates. The 6-2 forward was one of four double-digit scorers for the Commodores in Wednesday's victory. Senior Iyana Moore returned from a one-game absence and scored 12 points, going 5-of-10 from the floor. Sophomore Madison Greene chipped in 11 points off the bench after starting in the last two games in Moore's place. Greene has now scored double-digit points in all three games she has come off the bench this season.

Vanderbilt shot 54.3 percent from the field. It is the third time that the Commodores have shot over 50 percent from the floor in 2024-25. The Dores held Hampton to 36.7 percent from the floor and allowed a season-low three 3-point field goals. Vandy forced HU into 24 turnovers, which the Commodores turned into 36 points.

BOX SCORE

NO. Name	Min	FG	3P	FT	Rebounds		Fouls		TP	AS	TO	ST	Blocks	PTS	PF	Shooting By Period
					OR	DR	OR	DR								
24 Astia Dabo	25:07	5-7	2-3	0-0	1	3	4	1	2	0	1	0	0	0	0	FG%: 71.4
43 Atria Nikishina	08:58	1-3	0-0	0-0	0	0	0	0	0	0	2	0	0	0	0	FT%: 12.5
0 CeCe Thomas	23:15	2-5	1-1	0-0	0	0	1	0	5	3	4	0	0	0	0	FG%: 40.0
1 La'Asia Foreman	02:27	2-6	0-0	0-0	1	4	6	2	4	0	4	0	0	0	0	FG%: 33.3
22 Amayah Reeves	33:10	1-5	0-2	2-4	1	3	4	5	4	4	3	2	1	0	0	FG%: 20.0
10 Tyra Kennedy	20:24	0-5	0-0	0-0	0	0	0	0	0	0	1	0	0	0	0	FT%: 0.0
3 Jeneae Dubin	24:46	5-8	0-0	2-2	1	5	6	1	12	2	2	0	0	0	0	FG%: 62.5
5 Diamond Wiggins	08:26	1-3	0-0	0-0	0	0	0	0	0	0	2	0	0	0	0	FT%: 0.0
25 Tiani Abrams	09:48	0-4	0-0	0-0	0	0	0	0	0	0	1	0	0	0	0	FT%: 0.0
2 Makala Cobb	07:08	0-1	0-0	0-0	0	0	0	0	0	0	2	1	0	0	0	FT%: 0.0
21 Casey Miller	11:27	1-2	0-0	2-2	0	1	2	1	2	1	0	1	0	0	0	FT%: 50.0
Team		2	2	4	0	0	0	0	0	0	0	0	0	0	0	GM FG%: 36.7
Totals	18:40	3-12	0-6	6	18	24	15	12	23	1	1	0	0	0	0	GM FT%: 50.0

NO. Name	Min	FG	3P	FT	Rebounds		Fouls		TP	AS	TO	ST	Blocks	PTS	PF	Shooting By Period
					OR	DR	OR	DR								
10 Janae Nwabia	15:57	3-5	0-2	2-2	2	2	1	1	1	1	2	1	0	0	0	FG%: 60.0
12 Khamil Pierre	27:20	7-14	0-0	6	6	12	2	4	15	1	3	0	0	0	0	FG%: 50.0
1 Mikayla Blakes	39:14	9-14	1-5	3-5	1	3	2	4	22	8	3	0	0	0	0	FG%: 64.3
11 Jordyn Oliver	30:18	2-4	0-0	2-2	1	3	0	1	4	3	1	0	0	0	0	FG%: 50.0
23 Iyana Moore	22:16	5-10	2-7	0-0	0	3	0	1	12	1	1	0	0	0	0	FG%: 50.0
4 Madison Greene	22:50	4-8	1-2	2-2	0	2	3	2	11	1	1	0	0	0	0	FG%: 50.0
5 Leilani Kapinus	17:22	2-4	1-1	2-2	2	2	1	0	9	5	1	2	0	0	0	FG%: 50.0
14 Aiyana Mitchell	12:33	2-2	0-0	0-0	1	1	0	0	4	1	0	0	0	0	0	FT%: 50.0
24 Aga Makurat	16:30	2-5	2-5	0-0	1	4	5	0	1	0	2	0	0	0	0	FT%: 40.0
13 Justine Pissott	08:51	1-5	1-3	0-0	1	2	0	0	0	0	1	0	0	0	0	FT%: 33.3
2 Jada Brown	05:57	0-0	0-0	0-0	0	0	0	0	0	0	0	0	0	0	0	FT%: 0.0
30 Trinity Wilson	03:57	0-1	0-0	0-0	0	0	0	0	0	0	1	0	0	0	0	FT%: 0.0
Team		38	70	18	12	15	25	40	11	15	11	6	0	0	0	GM FG%: 54.3
Totals	18:40	3-12	0													



GAME RECAPS

GAME 7 Vanderbilt vs. Arizona

	1	2	3	4	TOTAL
	15	16	19	21	71
	7	11	19	23	60

DATE Nov. 26, 2024 **SITE** Acrisure Arena (Palm Springs, Calif.)

TIPOFF 3:30 p.m. **END** 5:32 p.m. **ELAPSED** 2:03
ATTENDANCE 450

DORES HOLD ON AGAINST WILDCATS

PALM SPRINGS, Calif. – Sophomore Khamil Pierre and Mikayla Blakes each had a 20-plus point performance in the first game of the 2024 Acrisure Classic to lift the Vanderbilt women's basketball team past Arizona, 71-60, Tuesday afternoon.

Vandy's underclass duo registered a combined 48 points as Pierre scored 25 points and Blakes tallied 23 points in the win over the Wildcats. It is the third time this season that the duo registered 20-plus points in the same game. Earlier in the day the pair swept the SEC weekly awards, as Pierre was named SEC Player of the Week and Blakes earned her second-straight SEC Freshman of the Week honor.

With the win, the Commodores improve to 7-0 on the year, while Arizona falls to 6-2 overall. Vanderbilt has now opened back-to-back seasons by winning their first seven games. The last time that happened was during the 1991-92 and 1992-93 campaigns.

Pierre registered her sixth double-double-double of the year to move back into a tie for the most in NCAA Division I this season with LSU's Aneasha Morrow. The Phoenix, Arizona, native scored a game-high 25 points and matched her career-best performance on the glass with 15 rebounds against her home-state team. It is the third-straight double-double for the 6-2 forward and extends her double-digit scoring streak to a career-high 10 games. Pierre flirted with a triple-double against the Wildcats, as she added a career-best seven steals to her stat line.

Blakes scored 23 points and dished out four steals in the victory. She extended her double-digit scoring streak to seven games to begin her Vandy career. She is the first Commodore since at least the 2009-10 season to open their Vanderbilt career by scoring 14-plus points and collecting multiple steals in their first seven games.

The Commodores were held to a season-low 71 points as Vandy shot 38.9 percent from the field. Arizona held a 43.1 percent shooting percentage, though the Dores forced them into 26 turnovers that turned into 29 points for Vanderbilt. Coach Ralph's team has forced at least 20 turnovers in every game during the 2024-25 campaign.


BOX SCORE

Vanderbilt - 71															Records: 7-0		
NO.	Name	Min	FG	3P	FT	Rebounds	Fouls	TP	AS	ST	Blocks	PF	SA	SA	Shooting By Period		
			M/A	M/A	M/A	OR	DR	OR	DR	OR	DR	OR	DR	OR	DR		
12	Khamil Pierre	F 36:12	10-18	0-0	5-9	3	12	15	3	5	25	3	5	7	0	1	1st FG%: 5-16 31.3%
1	Mikayla Blakes	G 34:51	9-14	5-6	6-6	0	2	2	4	8	20	4	1	4	0	1	3PT%: 2-6 33.3%
4	Madison Greene	G 18:04	1-4	0-2	1-2	2	1	3	2	1	3	0	4	0	0	-4	FT%: 2-6 33.3%
11	Jordyn Oliver	G 36:55	1-4	0-0	0-0	4	4	8	1	2	0	3	2	0	1	10	2nd FG%: 6-13 46.2%
23	Iyana Moore	G 37:20	1-9	1-2	0-0	0	0	0	3	3	4	7	3	0	0	10	3PT%: 2-3 66.7%
5	Leilani Kapinus	25:22	1-3	0-1	5-6	1	2	3	2	3	7	1	0	3	2	14	FT%: 2-2 100%
14	Aiyana Mitchell	04:01	0-0	0-0	5-6	2	0	2	3	3	5	0	1	0	0	3	3rd FG%: 5-13 38.5%
10	Jane Neuzil	03:00	0-0	0-0	1-2	0	0	1	1	1	0	0	0	0	0	-1	3PT%: 1-3 33.3%
13	Justine Pissott	04:06	1-2	0-1	0-0	0	0	0	0	0	2	0	0	0	0	-1	FT%: 0-11 0.0%
Team			3	4	7	0	0	0	0	0	1	0	0	0	0	0	1st FG%: 5-12 41.7%
Totals			21-54	6-14	20-31	15	25	40	19	23	71	12	21	19	2	13	3PT%: 1-2 50.0%
															FT%: 10-12 83.3%		
															2nd FG%: 6-14 42.9%		
															3rd FG%: 5-14 35.7%		
															FT%: 23-31 74.2%		
															Technical Fouls: NONE		
															Dead Ball Rebounds: 4, 0		

Arizona - 60															Records: 6-2		
NO.	Name	Min	FG	3P	FT	Rebounds	Fouls	TP	AS	ST	Blocks	PF	SA	SA	Shooting By Period		
			M/A	M/A	M/A	OR	DR	OR	DR	OR	DR	OR	DR	OR	DR		
25	Breya Cunningham	F 30:14	9-13	0-0	1-2	4	5	9	3	2	17	1	3	3	0	-10	1st FG%: 3-15 20.0%
33	Jada Sah	F 27:52	11-22	0-0	0-0	2	3	5	2	1	2	1	4	1	0	-13	3PT%: 1-5 20.0%
2	Jada Williams	G 38:39	6-13	3-8	5-6	0	4	4	8	20	1	7	6	0	0	-9	FT%: 0-0 0%
4	Skyler Jones	G 20:54	3-9	0-1	0-1	0	0	0	4	2	6	1	0	1	0	-9	2nd FG%: 5-11 45.5%
23	Paulina Paris	G 31:53	4-10	1-2	0-2	3	2	5	3	9	3	1	0	0	-13	3PT%: 1-4 25.0%	
1	Laurni Swann	24:09	0-3	0-2	0-0	0	2	1	0	0	2	0	0	1	-1	1	FT%: 0-0 0%
11	Sahnya Jah	16:16	3-6	0-0	0-0	0	1	4	1	6	1	2	0	0	1	4	3rd FG%: 6-15 40.0%
12	Montaya Dew	09:04	0-2	0-0	0-0	0	0	0	1	1	0	0	1	0	0	2	3PT%: 1-2 50.0%
13	Mallien Roll	01:20	0-0	0-0	0-0	0	0	0	1	0	0	2	0	0	0	-2	FT%: 6-11 54.5%
Team			2	3	7	0	0	0	0	0	2	0	0	0	0	0	1st FG%: 11-17 64.7%
Totals			26-58	4-16	6-11	11	22	33	22	19	60	12	25	11	2	13	3PT%: 1-5 20.0%
															FT%: 0-0 0%		
															2nd FG%: 0-0 0%		
															3rd FG%: 0-0 0%		
															FT%: 4-6 66.7%		
															FT%: 6-11 54.5%		
															Technical Fouls: NONE		
															Dead Ball Rebounds: 2, 0		

	VANDY	ARI	Points from	VANDY	ARI	Period by Period Scoring
Biggest Lead	20 (3 rd 8:46)	1 (1 st 9:06)	Paint	29	19	
Best Scoring Run	14 (2 nd 8:46)	6 (2 nd 4:37)	Turnovers	29	19	
Lead Changes	2	0	Second Chance	17	13	VANDY 15 16 19 21 71
Times Tied	0	0	Fast Breaks	9	8	ARI 7 11 19 23 60
Time with Lead	38:43	00:50	Bench	15	6	

INDIVIDUAL LEADERS



Points	Khamil Pierre - 25 pts Mikayla Blakes - 23 pts	Jada Williams - 20 pts Breya Cunningham - 17 pts
Rebounds	Khamil Pierre - 15 reb Jordyn Oliver - 8 reb	Breya Cunningham - 9 reb I. Beh/P. Paris - 5 reb
Assists	M. Blakes/I. Moore - 4 ast Khamil Pierre - 3 ast	Paulina Paris - 3 ast M. Dew/L. Swann - 2 ast
Steals	Khamil Pierre - 7 stl Mikayla Blakes - 4 stl	Jada Williams - 6 stl Breya Cunningham - 3 stl
Blocks	Leilani Kapinus - 2 blk	I. Beh/M. Dew - 1 blk