



6 SEC TOURNAMENT CHAMPIONSHIPS • 28 NCAA TOURNAMENTS • 1 FINAL FOUR • 5 ELITE EIGHTS • 14 SWEET SIXTEENS

VANDERBILT

WOMEN'S BASKETBALL

2024-25 GAME NOTES • GAME 7 • vs. ARIZONA - ACRISURE CLASSIC

2024-25 SCHEDULE

Overall: 6-0 | SEC: 0-0

Home: 5-0 | Away: 1-0 | Neutral: 0-0

'23-24 NET Ranking: 55 | Streak: W-6

NOVEMBER (6-0)

4	Lipscomb	Win	102-50
8	Austin Peay	Win	93-37
14	at South Florida	Win	62-49
17	Butler	Win	81-52
20	Hampton	Win	94-45
22	Samford	Win	104-59
26	vs. Arizona ^A	3:30 p.m.	TruTV/HBO Max
27	vs. Cal/Michigan State ^A	1/3:30 p.m.	TruTV/HBO Max

DECEMBER (0-0)

1	Appalachian State	2 p.m.	SEC Network+
4	at Miami [#]	4 p.m.	ACC Network
14	Evansville	2 p.m.	SEC Network+
19	at Dayton	6 p.m.	ESPN+
21	West Georgia	11 a.m.	SEC Network+
29	Alabama A&M	11 a.m.	SEC Network

JANUARY (0-0)

2	Georgia*	6:30 p.m.	SEC Network+
5	Kentucky*	2 p.m.	SEC Network+
9	at Ole Miss*	6:30 p.m.	SEC Network+
11	at LSU*	6 p.m.	SEC Network
19	Tennessee*	2 p.m.	SEC Network+
23	Arkansas*	6:30 p.m.	SEC Network+
26	at Alabama*	1 p.m.	SEC Network
30	at Florida*	6 p.m.	SEC Network+

FEBRUARY (0-0)

2	Ole Miss*	2 p.m.	SEC Network+
6	at Texas*	8 p.m.	SEC Network
13	Mississippi State*	8 p.m.	SEC Network
16	at Auburn*	3 p.m.	SEC Network
20	at Oklahoma*	6 p.m.	SEC Network+
23	South Carolina*	2 p.m.	SEC Network+
27	Texas A&M*	6:30 p.m.	SEC Network+

MARCH (0-0)

2	at Missouri*	2 p.m.	SEC Network+
6-9	SEC Tournament	TBD	TBD

All times Central • Home games in bold • Neutral games in italics

*SEC game • ^AAcrisure Classic (Palm Springs, Calif.) • #SEC/ACC Challenge • %SEC Tournament

Rankings: AP/Coaches • All games times and dates are subject to change

GAME 7



VANDERBILT (RV/--) (6-0, 0-0 SEC)
vs. **ARIZONA** (6-1, 0-0 Big 12)



TUESDAY, NOV. 26
3:30 p.m. CT



PALM SPRINGS, CALIF.
Acrisure Arena (11,000)



TRU TV & HBO MAX
Cindy Brunson • Christy Winters-Scott • Autumn Johnson



94.9 THE FAN
Vanderbilt Athletics App • Jake Lyman

STARTING FIVE

>> Vanderbilt heads to the Acrisure Classic sporting an unblemished 6-0 record after posting a 104-59 win over Samford last Friday. The Commodores got a pair of double-doubles from sophomore Khamil Pierre (21 points, 12 rebounds) and graduate student Leilani Kapinus (11 points, 10 rebounds) in the victory. It is Pierre's fifth double-double of the season, while it is Kapinus' first double-double at Vanderbilt. Vandy scored a season-high 104 points against the Bulldogs. It was the second time the Dores have surpassed the century mark this season, as a season-best six Dores scored double-digit points.

>> The Commodores are among 43 undefeated teams remaining in NCAA Division I. Vandy is seeking to open a second-straight season at 7-0. The only other time that occurred in school history were the 1991-92 and 1992-93 campaigns.

>> Vanderbilt and Arizona will meet for the fourth time on the hardwood this Tuesday. The Dores own a 2-1 record against the Wildcats, winning the first two meetings on Dec. 2, 1992, in Tucson, Arizona (73-63), and Dec. 29, 1994 (79-39) in Nashville. The last matchup came on Nov. 25, 2021, with Arizona posting a 48-46 victory with a buzzer-beating shot in the United States Virgin Islands.

>> Vandy is 40-13 overall against nonconference teams under head coach Shea Ralph. Vanderbilt will take on Arizona for the second time in the Ralph era. The Dores will be seeking to avenge a 48-46 loss to the Wildcats at the 2021 Paradise Island Jam in St. Thomas, United States Virgin Islands, during Ralph's first season at Vandy.

>> The Dores take on either California or Michigan State in their second game at the Acrisure Classic, based on the result of the Arizona game. Wednesday's contest takes place at either 1 p.m. or 3:30 p.m. CT live on TruTV and streaming on HBO Max.



TEAM COMPARISON

6-0	Overall Record	6-1
89.3	Points Per Game	74.0
48.7	Opp. Per Game	59.0
48.8	Field Goal Pct.	44.3
34.5	Opp. Field Goal Pct.	34.8
33.9	3-Point Pct.	29.3
27.8	Opp. 3-Point Pct.	25.4
71.8	Free Throw Pct.	74.8
45.8	Rebounds Per Game	42.3
+16.2	Rebounding Margin	+8.3
16.8	Assists Per Game	12.7
13.2	Turnovers Per Game	20.1
13.0	Steals Per Game	11.0
3.3	Blocks Per Game	4.7

SERIES HISTORY

Games:	3
Vanderbilt Series Record:	2-1
Games in Nashville:	1-0
Games in Tucson, Ariz.:	1-0
Neutral Site Games:	1-1
First Meeting:	Dec. 1, 1992, in Tucson Vanderbilt, 73-63
Last Meeting:	Nov. 25, 2021 in St. Thomas, U.S.V.I. Arizona, 48-46
Last Vandy Win:	Dec. 29, 1994 in Nashville Vanderbilt, 79-39
Last Home Win:	Dec. 29, 1994, 79-39
Last Road Win:	Dec. 1, 1992, 73-63
Last Neutral Win:	Never
Last Home Loss:	Never
Last Road Loss:	Never
Last Neutral Loss:	Nov. 25, 2021, 48-46
Current Vanderbilt Streak:	L-1

ALL-TIME SERIES

Date	Location	Vandy Result	Score
12/2/92	Tucson	Win	73-63
12/29/94	Nashville	Win	79-39
11/25/21	St. Thomas, USVI	Loss	46-48

PROJECTED STARTERS



1

MIKAYLA BLAKES

G • 5-8 • Fr.
Somerset, N.J.
Rutgers Prep HS

Points • 20.0
FG% • 51.2
Boards • 3.0
Assists • 3.7
Steals • 2.5



10

JANE NWABA

G • 5-10 • Gr.
Carlson, Calif.
Pepperdine

Points • 7.3
FG% • 51.4
Boards • 3.3
Assists • 1.3
Steals • 1.2



11

JORDYN OLIVER

G • 5-10 • Gr.
Prosper, Texas
Duke • Baylor

Points • 3.8
FG% • 33.3
Boards • 5.2
Assists • 3.2
Steals • 0.8



12

KHAMIL PIERRE

F • 6-2 • So.
Phoenix, Ariz.
Perry HS

Points • 19.2
FG% • 58.6
Boards • 11.0
Assists • 0.8
Steals • 2.8



23

IYANA MOORE

G • 5-8 • Sr.
Milwaukee, Wis.
Blackman HS

Points • 11.2
FG% • 48.8
Boards • 3.6
Assists • 1.4
Steals • 0.4



VANDERBILT WBB QUICK FACTS

HOME ARENA: MEMORIAL GYMNASIUM (14,316)
2023-24 RECORD: 23-10
2023-24 SEC RECORD: 9-7
POSTSEASON: 1-1 (NCAA FIRST ROUND)
LETTERWINNERS RETURNING/LOST: 9/4
STARTERS RETURNING/LOST: 5/1
NEWCOMERS: 4

THE UNIVERSITY

LOCATION: NASHVILLE, TENN.
AFFILIATION: NCAA DIVISION I
CONFERENCE: SOUTHEASTERN (SEC)
MASCOT: COMMODORES
COLORS: BLACK & GOLD
CHANCELLOR: DANIEL DIERMEIER
DIRECTOR OF ATHLETICS: CANDICE STOREY LEE
FACULTY ATHLETICS REP: TRACE WILGUS

PROGRAM HISTORY

ALL-TIME RECORD: 889-544 (.619)
ALL-TIME SEC RECORD: 265-273 (.493)
ALL-TIME SEC TOURNAMENT RECORD: 49-38 (.563)
SEC TOURNAMENT TITLES: 6 ('93, '95, '02, '04, '07, '09)
NCAA TOURNAMENT APPEARANCES: 28
NCAA TOURNAMENT RECORD: 40-28 (.588)
LAST NCAA TOURNAMENT APPEARANCE: 2024
LAST POSTSEASON APPEARANCE: 2024 (NCAA)

SOCIAL MEDIA

FACEBOOK: /VANDYWBB
INSTAGRAM: @VANDYWBB
X/TWITTER: @VANDYWBB
WEBSITE: VUCOMMODORES.COM

ATHLETIC COMMUNICATIONS

VANDERBILT WOMEN'S BASKETBALL SID: CHRIS CASKEY, 2ND SEASON
EMAIL: CHRIS.CASKEY@VANDERBILT.EDU
PHONE NUMBER: 606-207-7481
ASSOCIATE ATHLETIC DIRECTOR: BRIAN FREMUND

DORE NOTES

GAME COVERAGE

Tuesday's contest against Arizona airs live on TruTV and streams simultaneously on HBO Max, with Cindy Brunson and Christy Winters-Scott calling the action and Autumn Johnson reporting on the sidelines. Fans can listen to Jake Lyman locally on 94.9 The Fan and the Vanderbilt Commodores app outside of Nashville.

DOUBLE-DOUBLE DUO

Sophomore Khamil Pierre and graduate student Leilani Kapinus became the first set of Commodore teammates to record a double-double in the same game this season in Friday's win over Samford. Pierre registered 21 points and 12 rebounds to post her fifth double-double of the season, while Kapinus collected 11 points and 10 rebounds to record her first at Vanderbilt. It is the first time since March 7, 2024, that two Vanderbilt players posted a double-double in the same game, as Pierre and Sacha Washington accomplished the feat against Florida in the second round of the 2024 SEC Tournament.

BLAKES' CONTRIBUTIONS

Freshman Mikayla Blakes scored 22 points and dished out a career-high eight assists vs. Hampton on Nov. 20. She scored or had an assist on a total of 41 points against Lady Pirates, contributing to 44 percent of Vanderbilt's 94 points scored. Her career-best eight assists against Hampton on are the most by the second-most by an SEC freshman this season.

SHARING THE BALL

Vanderbilt dished out a season-high 23 assists in Friday's win over Samford. The Commodores have collected 20 or more assists in back-to-back games coming into the Acrisure Classic, as they also posted 22 assists in the victory over Hampton on Nov. 20. Graduate student Jordyn Oliver has handed out three or more assists in each of the last four games, with a high mark of six against Butler on Nov. 17.

BREAKING THE CENTURY MARK

Vanderbilt scored 100-plus points for the second time this season in Friday's 104-59 win over Samford. The 104 points against the Bulldogs are the most scored in a game under head coach Shea Ralph. Vandy previously registered a 102-50 win over Lipscomb in the season opener on Nov. 4. The last time the Commodores scored over 100 points in multiple games in a season came during the 2010-11 campaign.

WINNING BIG

Vanderbilt holds the 11th-best margin of victory in the nation coming into the Acrisure Classic. The Commodores have been beating teams by an average of 48.7 points per game this season. Vandy has posted four wins of 40-plus points through the first six games of the 2024-25 season.

PIERRE'S STREAK

Sophomore Khamil Pierre enters Tuesday's game riding a nine-game double-digit scoring streak dating back to last season. It is the longest double-digit scoring streak of her Vandy career, as the 6-2 forward averages 17.0 points per game during the stretch.

ELITE DEFENSE

The Dorens have been locking up teams with high efficiency this season. Vanderbilt ranks 11th in the nation in points allowed at 48.7 points per game. The Commodores have held foes to 55 or fewer points in all but one of their games this season. Vandy's 24.5 turnovers forced per game is 23rd-best in all of NCAA Division I, while their plus-11.3 turnover margin is 11th nationally. Vanderbilt is also holding teams to the 39th-lowest field goal percentage in the nation at 34.5 percent.

DYNAMIC DUO

Vanderbilt's high-scoring duo of sophomore Khamil Pierre and freshman Mikayla Blakes both rank inside the top 15 in NCAA Division I in field goals made. They are just one of two sets of teammates to sit inside the top 15 nationally, as Pierre ranked fifth with 51 shots made, while Blakes is tied for 14th with 43 made field goals.

DOUBLE-DOUBLE MACHINE

Khamil Pierre is tied for first in NCAA Division I with five double-doubles entering the week. She is one of two players nationally to collect five or more double-doubles during the 2024-25 season. Pierre is also among four NCAA Division I players who have posted a double-double in all but one game their team has played this season.

HISTORIC START

Freshman Mikayla Blakes has scored 14-plus points and collected at least two steals in each of her first six games to begin her Vanderbilt career. She is the first Dore since at least 2009-10 to open their Vandy career with six-straight games with 14-plus points and two-plus steals.





ROSTER BREAKDOWN

CLASS

GRADUATE (3): Leilani Kapinus, Jane Nwaba, Jordyn Oliver

SENIOR (2): Iyana Moore, Sacha Washington

JUNIOR (2): Jada Brown, Justine Pissott

SOPHOMORE (4): Madison Greene, Aga Makurat, Aiyana Mitchell, Khamil Pierre

FRESHMAN (2): Mikayla Blakes, Trinity Wilson

POSITION

FORWARD (6): Aiyana Mitchell, Jane Nwaba, Khamil Pierre, Justine Pissott, Sacha Washington, Trinity Wilson

GUARD (8): Mikayla Blakes, Jada Brown, Madison Greene, Leilani Kapinus, Aga Makurat, Iyana Moore, Jordyn Oliver, Justine Pissott

HOME STATE/COUNTRY

NEW JERSEY (2): Mikayla Blakes, Justine Pissott

WISCONSIN (2): Leilani Kapinus, Iyana Moore

CALIFORNIA (1): Jane Nwaba

GEORGIA (1): Sacha Washington

ARIZONA (1): Khamil Pierre

ARKANSAS (1): Jada Brown

COLORADO (1): Aiyana Mitchell

MINNESOTA (1): Trinity Wilson

OHIO (1): Madison Greene

POLAND (1): Aga Makurat

TEXAS (1): Jordyn Oliver

COACHES & STAFF

HEAD COACH: SHEA RALPH • 4TH SEASON

ASSOCIATE HEAD COACH: TOM GARRICK • 4TH SEASON

ASSISTANT COACH: ASHLEY EARLEY • 4TH SEASON

ASSISTANT COACH: KEVIN DEMILLE • 4TH SEASON

AST. COACH/AST. DIR. OF OPS: ERIC MUNDINGER • 3RD SEASON

CHIEF OF STAFF/EXECUTIVE DIR. OF OPS: CHRIS BRANN • 4TH SEASON

DIR. OF INTERNAL OPS./ON-CAMPUS RECRUITING COORD.: KOKO NELSON • 4TH SEASON

DIR. OF STUDENT-ATHLETE SUCCESS & COMMUNITY RELATIONS: KYLA IRWIN • 4TH SEASON

DIR. OF STRENGTH & CONDITIONING: JENA READY • 1ST SEASON

SENIOR ASSO. ATHLETIC TRAINER: ALLISON SHEPHERD • 4TH SEASON

DIR. OF CREATIVE CONTENT: LEAH DUSTERHOFT • 4TH SEASON

DIR. OF SPECIAL PROJECTS & ATHLETIC CULTURE: YVONNE HAWKINS • 1ST SEASON

DIR. OF PLAYER ENGAGEMENT & INFLUENCE: AUDREY MONTGOMERY • 1ST SEASON

VIDEO COORDINATOR: JT OREM • 1ST SEASON

SPORTS INFORMATION DIRECTOR: CHRIS CASKEY • 2ND SEASON



FRONT ROW (L-R) MADISON GREENE, LEILANI KAPINUS, JORDYN OLIVER, IYANA MOORE, JADA BROWN, MIKAYLA BLAKES
BACK ROW (L-R) SACHA WASHINGTON, KHAMIL PIERRE, AGA MAKURAT, AIYANA MITCHELL, JUSTINE PISSOTT, TRINITY WILSON, JANE NWABA

2024-25 ROSTER

No.	Name	POS	HT	YR	EXP	Hometown (Previous School)
1	Mikayla Blakes	G	5-8	Fr.	HS	Somerset, N.J. (Rutgers Prep)
2	Jada Brown	G	5-8	Jr.	2V	Bentonville, Ark. (Bentonville HS)
4	Madison Greene	G	5-6	So.	1V	Columbus, Ohio (Pickerington Central HS)
5	Leilani Kapinus	G	5-10	Gr.	TR	Madison, Wis. (Penn State)
10	Jane Nwaba	F	5-10	Gr.	TR	Carson, Calif. (Pepperdine)
11	Jordyn Oliver	G	5-10	Gr.	1V	Prosper, Texas (Duke)
12	Khamil Pierre	F	6-2	So.	1V	Phoenix, Ariz. (Perry HS)
13	Justine Pissott	G/F	6-4	Jr.	1V	Toms River, N.J. (Tennessee)
14	Aiyana Mitchell	F	6-4	So.	1V	Colorado Springs, Colo. (Fountain-Fort Carson HS)
23	Iyana Moore	G	5-8	Sr.	2V	Milwaukee, Wis. (Blackman HS)
24	Aga Makurat	G	6-2	So.	1V	Sierakowice, Poland (Sopocka Akademia Tenisowa)
30	Trinity Wilson	F	6-3	Fr.	HS	Lakeville, Minn. (Lakeville North HS)
35	Sacha Washington	F	6-2	Sr.	3V	Lawrenceville, Ga. (Collins Hill HS)

COACHING STAFF

HEAD COACH: Shea Ralph - 4th Season - UConn '01

ASSOCIATE HEAD COACH: Tom Garrick - 4th Season - Rhode Island '88

ASSISTANT COACH: Ashley Earley - 4th Season - Vanderbilt '05

ASSISTANT COACH: Kevin DeMille - 4th Season - UConn '13

ASSISTANT COACH/AST. DIRECTOR OF OPERATIONS: Eric Mundinger - 3rd Season - Memphis '20

PRONUNCIATION

JADA BROWN: (Jay-Duh)

LEILANI KAPINUS: (LAY-lawn-EE, Cap-n-IS)

AGA MAKURAT: (Ah-gah, Mock-ew-Rah)

AIYANA MITCHELL: (Eye-on-Uh)

IYANA MOORE: (Eye-on-Uh)

JANE NWABA: (Wah-Buh)

KHAMIL PIERRE: (KAH-Meel, Pea-Air)

JUSTINE PISSOTT: (Jus-TEEN, Pih-SOT)

SACHA WASHINGTON: (Sah-SHUH)

SEC STANDINGS (AS OF NOV. 24, 2024)

Team	Record	SEC	Streak
23/22 Alabama	6-0	0-0	W-6
7/7 LSU	6-0	0-0	W-6
Vanderbilt (RV/--)	6-0	0-0	W-6
Mississippi State (--/RV)	6-0	0-0	W-6
8/9 Oklahoma	5-0	0-0	W-5
14/16 Kentucky	5-0	0-0	W-5
5/4 Texas	4-0	0-0	W-4
Tennessee (RV/RV)	4-0	0-0	W-4
4/1 South Carolina	5-1	0-0	L-1
18/20 Ole Miss	3-1	0-0	W-3
Missouri	5-2	0-0	W-4
Auburn (--/RV)	3-2	0-0	L-2
Florida	3-2	0-0	L-2
Arkansas	4-3	0-0	W-1
Georgia	4-3	0-0	L-1
Texas A&M	3-4	0-0	L-2

POLLS

Associated Press Top 25 as of Nov. 25

1) UCLA (20)	14) Kentucky*
2) UConn (9)	15) Iowa State
3) Notre Dame (3)	16) North Carolina
4) South Carolina*	17) TCU
5) Texas*	18) Ole Miss*
6) Southern Cal	19) Illinois
7) LSU*	20) NC State
8) Oklahoma*	21) Oregon
9) Kansas State	22) Iowa
10) Maryland	23) Alabama*
11) Ohio State	24) Louisville
12) West Virginia	25) Nebraska
13) Duke	*Vanderbilt Opponent

Received Votes: Michigan, Michigan State*, Baylor, Vanderbilt, Stanford, Indiana, Tennessee, Florida State, Miami*, Richmond, Creighton, Harvard, Minnesota

USA Today/WBCA Coaches Top 25 as of Nov. 19

1) South Carolina* (28)	14) Duke
2) UConn (1)	15) North Carolina
3) Southern Cal (1)	16) Kentucky
4) Texas*	17) Baylor
5) Notre Dame	18) NC State
6) UCLA	19) Nebraska
7) LSU*	20) Ole Miss*
8) Iowa State	21) Alabama*
9) Oklahoma*	22) Louisville
10) Kansas State	23) Illinois
11) Ohio State	24) TCU
12) West Virginia	25) Oregon
13) Maryland	*Vanderbilt Opponent

Received Votes: Iowa, Tennessee*, Florida State, South Dakota State, Mississippi State*, Stanford, Penn State, Auburn*, Michigan State*, Middle Tennessee, Richmond, Creighton, Saint Joseph's, Michigan, Fairfield





TV/RADIO ROSTER



1 Mikayla Blakes
G // 5-8 // Fr.
Somerset, N.J.
Rutgers Prep HS



2 Jada Brown
G // 5-8 // Jr.
Bentonville, Ark.
Bentonville HS



4 Madison Greene
G // 5-6 // So.
Columbus, Ohio
Pickerington Central HS



5 Leilani Kapinus
G // 5-10 // Gr.
Madison, Wis.
Penn State
James Madison Memorial HS



10 Jane Nwaba
F // 5-10 // Gr.
Carson, Calif.
Pepperdine
Palisades Charter HS



11 Jordyn Oliver
G // 5-10 // Gr.
Prosper, Texas
Duke // Baylor
Prosper HS



12 Khamil Pierre
F // 6-2 // So.
Phoenix, Ariz.
Perry HS



13 Justine Pissott
G/F // 6-4 // Jr.
Toms River, N.J.
Tennessee
Red Bank Catholic HS




14 Aiyana Mitchell
F // 6-4 // So.
Colorado Springs, Colo.
Fountain-Fort Carson HS



23 Iyana Moore
G // 5-8 // Sr.
Milwaukee, Wis.
Blackman HS



24 AGA Makurat
G // 6-2 // So.
Sierakowice, Poland
Sopocka Akademia
Tenisowa



30 Trinity Wilson
F // 6-3 // Fr.
Lakeville, Minn.
Lakeville North HS



35 Sacha Washington
F // 6-2 // Sr.
Lawrenceville, Ga.
Lawrenceville HS

COACHING STAFF




Shea Ralph
Head Coach
4th Season




Tom Garrick
Associate
Head Coach
4th Season



Ashley Earley
Assistant Coach
4th Season



Kevin DeMille
Assistant Coach
4th Season



Eric Munding
Assistant Coach
3rd Season





PLAYER QUICK NOTES



24 • AGA MAKURAT

G • 6-2 • So. • Sierakowice, Poland (Sopocka Akademia Tenisowa)
Human & Organizational Development • (AH-Gah MOCK-ew-RAH)

	GP-GS	MIN/G	FG%	3FG%	FT%	R/G	A/G	STL	BLK	PTS/G
24-25	6-0	12.9	24.1	26.1	0.0	2.7	0.7	0.2	0.7	3.3
CAREER	39-3	14.0	32.3	31.0	78.6	1.7	0.6	0.3	0.4	3.8

- Appeared in 39 games and made three starts at Vanderbilt
- Made 29 3-pointers in '23-24
- Shot 32.2% from behind the arc in '23-24
- Vanderbilt was 3-0 in games she started
- Led the Commodores in scoring twice in '23-24

TOP GAMES

24-25 SEASON	CAREER
PTS 6 (2x), Last: Hampton (11/20/24)	PTS 18 (2x), Last: at South Carolina (1/28/24)
REB 5, Hampton (11/20/24)	REB 7, at South Carolina (1/28/24)
AST 2, Austin Peay (11/8/24)	AST 3 (2x), Last: at Kentucky (1/11/24)



30 • TRINITY WILSON

F • 6-3 • Fr. • Lakeville, Minn. (Lakeville North HS)
Undeclared

	GP-GS	MIN/G	FG%	3FG%	FT%	R/G	A/G	STL	BLK	PTS/G
24-25	4-0	5.5	33.3	---	0.0	2.5	0.5	0.0	0.3	1.5
CAREER	4-0	5.5	33.3	---	0.0	2.5	0.5	0.0	0.3	1.5

- Pulled down 5 reb and scored 2 pts in her debut vs. Lipscomb (11/4/24)
- Ranked the fifth-best player in Minnesota according to PrepGirlsHoops.com
- Selected to Minnesota All-Star Basketball Game
- Collected over 1,000 pts and 1,000 reb during her prep career

TOP GAMES

24-25 SEASON	CAREER
PTS 4, Austin Peay (11/8/24)	PTS 4, Austin Peay (11/8/24)
REB 5 (2x), Last: APSU (11/8/24)	REB 5 (2x), Last: APSU (11/8/24)
AST 1 (2x), Last: Hampton (11/20/24)	AST 1, Lipscomb (11/4/24)



35 • SACHA WASHINGTON

F • 6-2 • Sr. • Lawrenceville, Ga. (Collins Hill HS)
Human & Organizational Development • (Sah-SHUH)

	GP-GS	MIN/G	FG%	3FG%	FT%	R/G	A/G	STL	BLK	PTS/G
24-25	---	---	---	---	---	---	---	---	---	---
CAREER	99-72	24.9	.487	.000	.639	7.3	1.1	1.0	1.1	10.2

- Cheryl Miller Award Preseason Watchlist
- Appeared in 99 games and made 72 starts in three seasons at Vanderbilt
- Led the team with 8 double-doubles in '23-24
- Led Vandy with 7.9 rpg in '23-24
- Led the Dores in scoring seven times in '23-24

TOP GAMES

24-25 SEASON	CAREER
PTS --	PTS 33, vs. La. Tech (12/03/22)
REB --	REB 17, Fairfield (11/12/23)
AST --	AST 7, Fairfield (11/12/23)



HC SHEA RALPH

Fourth Season • UConn '01
7-Time NCAA National Champion • 2000 NCAA Tournament MOP

- 57-48 overall record through three seasons at Vanderbilt
- Guided Vanderbilt to its first NCAA Tournament bid since the 2014 NCAA Tournament in 2023-24 and posted the Dores' first NCAA Tournament victory since 2013
- Posted the largest win improvement from one season to next in school history during the 2023-24 season, as Vandy's 23 victories marked an 11-win improvement from 2022-23
- Guided Vandy to a school record six SEC road wins in '23-'24
- Five players have earned All-SEC honors under Ralph

RALPH COACHING CAREER AT VANDERBILT

SEASON	OVERALL	SEC	SEC FINISH	POSTSEASON
2021-22	16-19	4-12	T-12th	WNIT Sweet 16
2022-23	12-19	3-13	12th	--
2023-24	23-10	9-7	6th	NCAA 1st Rd
2024-25	6-0	0-0	--	--
TOTAL	57-48	16-32		1 NCAA, 1 WNIT

DORE NOTES

BLAKES NAME SEC FRESHMAN OF THE WEEK

Mikayla Blakes earned the first SEC weekly honor of her career, as she was named the SEC Freshman of the Week on Tuesday. The Somerset, New Jersey, native led all SEC freshmen in scoring during the week, putting up 22.5 points per game in a pair of Commodore wins. She is the first Commodore to be named SEC Freshman of the Week since Khamil Pierre, who captured the award a school-record five times during the 2023-24 campaign. Blakes becomes the fifth player to win the conference's weekly freshman honor under head coach Shea Ralph, joining Pierre, Ryanne Allen, Iyana Moore, and Sacha Washington.

BLAKES' BIG NIGHT

Freshman Mikayla Blakes dropped a career-high 29 points in the 81-52 home win against Butler on Nov. 17. Her 29-point performance vs. the Bulldogs is tied for the fifth-most points scored in a game by a Vanderbilt freshman. She matches with Kady Schranz (vs. LSU, Jan. 29, 2012), Barbara Brackman (vs. Duke, March 13, 1982), and Harriet Brumfield (at Delta State, Feb. 20, 1982, and vs. Northwestern, Nov. 27, 1981).

STILL PICKING UP VOTES IN THE AP POLL

The Dores earned 14 votes in this week's Associate Press Top 25 Poll. It marks their third-straight appearance in the AP poll this season.

PUTTING UP BIG NUMBERS

Khamil Pierre has been one of the nation's most elite scorers and rebounders in the early stages of the 2024-25 campaign. The Phoenix, Arizona, native is one of seven NCAA Division I players who are currently averaging over 19.0 points and 11.0 rebounds per game.

PIERRE'S SEASON-OPENING DOUBLE-DOUBLE STREAK

Khamil Pierre opened the 2024-25 season posting a double-double in three-straight games. She became the first Commodore since Koi Love in 2020-21 to open a season collecting three-straight double-doubles.

GREENE MAKING THE MOST OF HER FIRST START

Sophomore Madison Greene shined in her first career start at Vanderbilt in the 62-49 win at South Florida on Nov. 14. The guard was inserted into the lineup with senior Iyana Moore battling back spasms and turned in a season-high 15 points. Greene hit a career-best five 3-point field goals against the Bulldogs. She is the first Commodore to hit five 3-pointers in a game since Justine Pissott against Dayton on Dec. 20, 2023.

SEASON-OPENING DOUBLE-DOUBLE FOR KHAMIL

Khamil Pierre got her sophomore campaign started in a big way, as the 6-2 forward scored 25 points and pulled down 14 rebounds in the season-opening win over Lipscomb. It was the first time that a Commodore posted a double-double in a season opener since Koi Love's 24-point, 10-rebound performance at Little Rock in the first game of the 2020-21 season. It is Pierre's fifth career double-double, while she extended her double-digit scoring streak to four games dating back to last season.





DORE NOTES

A REMARKABLE DEBUT

Freshman Mikayla Blakes put on a spectacular showing in her Vanderbilt debut this past Monday, as she recorded 23 points, five assists, and five rebounds to go along with a pair of steals. She is the first Commodore to score 23 or more points in their debut game since Rebekah Dahlman's 23-point outing in her debut on Nov. 11, 2013, against Appalachian State.

GREENE'S RETURN

Madison Greene had a standout return to the court after missing the final 22 games last season. Greene recorded 14 points in 28 minutes off the bench in the season opener vs. Lipscomb on Nov. 4. She also established new career highs in steals (6), assists (4), and field goals made (6) in her return against the Bisons.

100-POINT BREAKOUT IN THE SEASON OPENER

Vanderbilt scored 100-plus points in a game for the first time since putting up 106 points in a 106-55 win at Tennessee State on Nov. 25, 2019. It was the first time under head coach Shea Ralph that the Commodores have tallied 100 or more points in a game. It was also the first time that Vandy scored 100-plus points at Memorial Gym since they knocked off Quinnipiac, 111-53, on Nov. 26, 2010. It is also the 47th time that Vanderbilt women's basketball has scored 100 or more points in a game in program history.

RETURNING FIRE POWER

Vanderbilt returns 78.4 percent of its scoring from last season as the Commodores bring back nine players from the 2023-24 roster. The group of returnees includes five players who started 10 or more games for the Dore's a year ago, four of which started for Vandy during last year's NCAA Tournament run.

2024-25 GAME-BY-GAME STARTERS

Team	G	G	G	F	F	Result
Lipscomb	Blakes	Moore	Nwaba	Oliver	Pierre	W, 102-50
Austin Peay	Blakes	Moore	Nwaba	Oliver	Pierre	W, 93-37
at South Florida	Blakes	Greene	Nwaba	Oliver	Pierre	W, 62-49
Butler	Blakes	Greene	Nwaba	Oliver	Pierre	W, 81-52
Hampton	Blakes	Moore	Nwaba	Oliver	Pierre	W, 94-46
Samford	Blakes	Moore	Nwaba	Oliver	Pierre	W, 104-59

LINEUP RECORDS

Blakes/Moore/Nwaba/Oliver/Pierre	4-0
Blakes/Greene/Nwaba/Oliver/Pierre	2-0

STAT SUPERLATIVES

MOST GAMES PLAYED

119, JORDYN OLIVER*

MOST GAMES PLAYED AT VANDY

99, SACHA WASHINGTON

MOST GAMES STARTED

94, LEILANI KAPINUS*

MOST GAMES STARTED AT VANDY

76, SACHA WASHINGTON

MOST CONSECUTIVE GAMES PLAYED

39, AGA MAKURAT/KHAMIL PIERRE

MOST CONSECUTIVE GAMES STARTED

15, KHAMIL PIERRE

GAMES W/ DOUBLE-DIGIT POINTS

	2024-25 CAREER	
KHAMIL PIERRE	6	20
MIKAYLA BLAKES	6	6
MADISON GREENE	5	8
IYANA MOORE	3	46
LEILANI KAPINUS*	1	60
AIYANA MITCHELL	1	1
SACHA WASHINGTON	--	50
JANE NWABA*	--	36
JORDYN OLIVER*	--	10
JUSTINE PISSOTT*	--	8
AGA MAKURAT	--	3
JADA BROWN	--	2

GAMES W/ DOUBLE-DIGIT REBOUNDS

	2024-25 CAREER	
KHAMIL PIERRE	5	9
LEILANI KAPINUS*	1	15
SACHA WASHINGTON	--	27
JANE NWABA*	--	14
JORDYN OLIVER*	--	3

DOUBLE-DOUBLES

	2024-25 CAREER	
KHAMIL PIERRE	4	8
LEILANI KAPINUS*	1	13
SACHA WASHINGTON	--	22
JANE NWABA*	--	11
JORDYN OLIVER*	--	3

20-POINT GAMES

	2024-25 CAREER	
KHAMIL PIERRE	3	4
MIKAYLA BLAKES	3	3
IYANA MOORE	--	13
SACHA WASHINGTON	--	6
LEILANI KAPINUS*	--	6
JANE NWABA*	--	1

30-POINT GAMES

	2024-25 CAREER	
IYANA MOORE	--	2
SACHA WASHINGTON	--	1

CURRENT DOUBLE-DIGIT SCORING STREAK

9, KHAMIL PIERRE

CONSECUTIVE GAMES W/ MADE 3-POINTER

6, MIKAYLA BLAKES

CONSECUTIVE GAMES W/ AN ASSIST

11, JORDYN OLIVER

CONSECUTIVE GAMES W/ A BLOCK

2, JANE NWABA

CONSECUTIVE GAMES W/ A STEAL

6, MIKAYLA BLAKES/MADISON GREENE

* STARTED COLLEGIATE CAREER AT ANOTHER SCHOOL





DORE NOTES

EXPERIENCED ROSTER

Vanderbilt is one of the most experienced teams in the SEC this season, as they have four players who have played in 90-plus games during their college career. That list includes Jordyn Oliver (114), Jane Nwaba (106), Sacha Washington (99), and Leilani KAPINUS (95). The Commodores are one of four SEC teams that have four or more players who have played in 90 more collegiate games.

WATCH OUT FOR WASHINGTON

Senior Sacha Washington was among 20 players named to the 2025 Cheryl Miller Award preseason watchlist, which goes to the nation's top small forward. Washington is the first Commodore to be considered for the Miller Award. The Lawrenceville, Georgia, native had a career year in 2023-24, as she averaged a personal-best 12.1 points and 7.9 rebounds per game. She shot 52.6 percent from the floor, had a team-best 44 blocks, and started in all 33 contests. The 6-2 forward scored double-digits in 18 games, which included a career-high 33 points against Louisiana Tech. She pulled down 10 or more rebounds in 10 contests and had nine double-doubles last season.

MOORE PRODUCTION

Senior Iyana Moore comes into Friday riding a nine-game double-digit scoring streak. The guard averaged a team-high 14.2 points per game a year ago. Her 17.6 points per game in SEC games ranked sixth in the conference last year. Her career-high 37-point performance at Kentucky was the most points scored by a player in an SEC contest last season.

ONE OF THE SEC'S BEST

Senior Sacha Washington, 2024-25 season, is one of two SEC players who have collected over 1,000 points, 700 rebounds, and 100 blocks in their career, joined by Ole Miss' Madison Scott. Washington became the 41st Commodore to score 1,000 career points during Vanderbilt's NCAA Tournament run last season. She comes into the year having amassed 1,008 points, 720 rebounds, 108 blocks, and 105 assists in 99 career games.

A TANGIBLE IMPROVEMENT

Vanderbilt's 23 wins this season marks an 11-win improvement from last year's win total of 12. It was tied for the largest improvement in win total from year-to-year in program history, matching the 1983-84 team.

SEC PROJECTIONS

Vanderbilt will be out to prove the preseason prognosticators wrong this year once again. The Commodores were selected to finish 10th in the SEC Preseason Media Poll and 12th in the SEC Coaches Poll. Vandy has finished better than projected in the preseason polls each year under head coach Shea Ralph. Last season, the Dores were picked to finish 13th in the preseason coaches poll and 14th in the preseason media poll, then went 9-7 in SEC games last season to finish in sixth place.





STATISTICAL RANKINGS

Statistic	RANKING		
	NCAA D-1	SEC	Value
Assist/Turnover Ratio (353 ranked)	31	5	1.28
Assists Per Game (353 ranked)	52	8	16.8
Bench Points Per Game (353 ranked)	62	6	27.5
Blocks Per Game (353 ranked)	153	13	3.3
Field Goal Percentage (353 ranked)	21	5	48.8
Field Goal Percentage Defense (353 ranked)	39	7	34.5
Fouls Per Game (353 ranked)	42	4	14.5
Free Throw Attempts Per Game (353 ranked)	181	12	17.17
Free Throw Percentage (353 ranked)	120	8	71.8
Free Throws Made Per Game (353 ranked)	157	13	12.33
Rebound Margin (353 ranked)	7	5	16.2
Rebounds (Defensive) Per Game (353 ranked)	87	11	27.5
Rebounds (Offensive) Per Game (353 ranked)	10	4	18.3
Rebounds Per Game (349 ranked)	15	5	45.83
Scoring Defense (353 ranked)	11	3	48.7
Scoring Margin (349 ranked)	6	3	40.7
Scoring Offense (353 ranked)	11	5	89.3
Steals Per Game (353 ranked)	31	4	13.0
Three Point Attempts Per Game (353 ranked)	149	7	20.7
Three Point Percentage (353 ranked)	112	8	33.9
Three Point Percentage Defense (353 ranked)	110	7	27.8
Three Pointers Per Game (353 ranked)	108	8	7.0
Turnover Margin (353 ranked)	11	5	11.33
Turnovers Forced Per Game (353 ranked)	23	5	24.50
Turnovers Per Game (353 ranked)	31	2	13.2
Winning Percentage (328 ranked)	1	1	100.0

Individual	RANKINGS		
	NCAA D-1	SEC	Value
Mikayla Blakes			
Assists/Turnover Ratio	237	18	1.38
Assists	98	8	22
Assists Per Game	180	14	3.7
Field Goal Attempts	58	7	84
Field Goal Percentage	131	16	51.2
Field Goals Made	14	4	43
Free Throw Attempts	111	7	27
Free Throw Percentage	221	14	77.8
Free Throw Made	89	7	21
Points Scored	17	3	120
Points Per Game	32	4	20.0
Steals	60	3	15
Steals Per Game	112	6	2.50
Three Point Attempts	49	5	38
Three Point Percentage	204	10	34.2
Three Pointers Made	78	6	13
Three Pointers Per Game	165	11	2.17

Khamil Pierre			
Double Doubles	1	1	5
Field Goal Attempts	39	5	87
Field Goal Percentage	40	4	58.6
Field Goals	5	2	51
Points Scored	19	4	115
Points Per Game	51	5	19.2
Rebounds	8	2	66
Rebounds Per Game	15	2	11.0
Steals	31	1	17
Steals Per Game	55	4	2.83

Madison Greene			
Steals	60	3	15
Steals Per Game	112	6	2.50

Leilani Kapinus			
Steals Per Game	217	16	2.00

Jane Nwaba			
Blocks Per Game	212	17	1.00

Jordyn Oliver			
Assist/Turnover Ratio	37	3	3.17

SEC PLAYER OF THE WEEK

Week	Player	Week	Player
11-12	Raegen Beers, OU		
11-19	Talaysia Cooper, Tenn.		

SEC FRESHMAN OF THE WEEK

Week	Player	Week	Player
11-12	Clara Silva, UK		
11-19	Mikayla Blakes, VU		

LEADERS & MISCELLANEOUS STATS

Leading Scorer - Season
Mikayla Blakes - 20.0 ppg

Leader in FG% - Season
Khamil Pierre - 58.6% (51-87)

Leader in FT% - Season
Madison Greene - 1.000% (12-12)

Leader in 3-P FG% - Season
Madison Greene - 50.0% (7-14)

Leader in 3-P FGM - Season
Mikayla Blakes - 13 3PFGM

Leading Rebounder - Season
Khamil Pierre - 11.0 rpg

Leader in Assists - Season
Mikayla Blakes - 3.7 apg

Leader in Steals - Season
Khamil Pierre - 2.8 spg

Leader in Blocks - Season
Jane Nwaba - 1.0 bpg

20-Pt Scoring Games
Mikayla Blakes - 3
Khamil Pierre - 3

30-Pt Scoring Games
--

Ind. High Points - Game
29 pts - Mikayla Blakes
vs. Butler (11/17/24)

Ind. High Rebounds - Game
14 reb - Khamil Pierre
vs. Lipscomb (11/4/24)

Ind. High FTM - Game
7 FTM - Mikayla Blakes
vs. Butler (11/17/24)

Ind. High 3-Pt FGM - Game
5 3PM - Madison Greene
at South Florida (11/14/24)

Ind. High Assists - Game
8 - Mikayla Blakes
vs. Hampton (11/20/24)

Ind. High Blocks - Game
3 - Jane Nwaba
vs. Hampton (11/20/24)

Ind. High Steals - Game
5 - Madison Greene
vs. Lipscomb (11/4/24)

Largest Margin of Victory
56 pts - 97-37
vs. Austin Peay (11/8/24)

Largest Halftime Lead
28 pts - 53-25
vs. Lipscomb (11/4/24)

Largest Halftime Deficit
--

Largest Vandy Lead
56 pts - 93-37
vs. Austin Peay (11/8/24)

56 pts - 92-36
vs. Hampton (11/20/24)

Largest Vandy Deficit
4 pts - 4-0
vs. Austin Peay (11/8/24)

Longest Scoring Run
26-0 vs. Hampton (11/20/24)

Longest Opp. Scoring Run
10-0 - at South Florida (11/14/24)

Largest 1st Half Deficit in a Win
4 pts - 4-0
vs. Austin Peay (11/8/24)

Largest 2nd Half Deficit in a Win
--

SCORING HIGH-LOW QUARTERS

Most 1st Quarter Points Scored

31, vs. Lipscomb - 11.4.24

Most 1st Quarter Points Scored (SEC Games)

--

Fewest 1st Quarter Points Scored

17, vs. Butler - 11.17.24

Fewest 1st Quarter Points Scored (SEC Games)

--

Most 2nd Quarter Points Scored

28 (2x), Last: vs. Hampton - 11.20.24

Most 2nd Quarter Points Scored (SEC Games)

--

Fewest 2nd Quarter Points Scored

15, at South Florida - 11.14.24

Fewest 2nd Quarter Points Scored (SEC Games)

--

Most 3rd Quarter Points Scored

28, vs. Lipscomb - 11.4.24

Most 3rd Quarter Points Scored (SEC Games)

--

Fewest 3rd Quarter Points Scored

20, at South Florida - 11.14.24

Fewest 3rd Quarter Points Scored (SEC Games)

--

Most 4th Quarter Points Scored

38, vs. Samford - 11.22.24

Most 4th Quarter Points Scored (SEC Games)

--

Fewest 4th Quarter Points Scored

8, at South Florida - 11.14.24

Fewest 4th Quarter Points Scored (SEC Games)

--

Most 1st Quarter Points Allowed

23, vs. Samford - 11.22.24

Most 1st Quarter Points Allowed (SEC Games)

--

Fewest 1st Quarter Points Allowed

8, vs. Butler - 11.17.24

Fewest 1st Quarter Points Allowed (SEC Games)

--

Most 2nd Quarter Points Allowed

12, vs. Butler - 11.17.24

Most 2nd Quarter Points Allowed (SEC Games)

--

Fewest 2nd Quarter Points Allowed

7, vs. Hampton - 11.20.24

Fewest 2nd Quarter Points Allowed (SEC Games)

--

Most 3rd Quarter Points Allowed

16 (2x), Last: vs. Samford - 11.22.24

Most 3rd Quarter Points Allowed (SEC Games)

--

Fewest 3rd Quarter Points Allowed

4 (2x), vs. Hampton - 11.20.24

Fewest 3rd Quarter Points Allowed (SEC Games)

--

Most 4th Quarter Points Allowed

16, vs. Butler - 11.17.24

Most 4th Quarter Points Allowed (SEC Games)

--

Fewest 4th Quarter Points Allowed

7, vs. Austin Peay - 11.8.24

Fewest 4th Quarter Points Allowed (SEC Games)

--



2024-25 OVERALL STATS

Game Records

Record	Overall	Home	Away	Neutral
ALL GAMES	6-0	5-0	1-0	0-0
CONFERENCE	0-0	0-0	0-0	0-0
NON-CONFERENCE	6-0	5-0	1-0	0-0

Score by Periods

Team	1st	2nd	3rd	4th	OT	TOT
Vanderbilt	133	137	144	122	0	536
Opponents	98	56	65	73	0	292

Team Box Score

No.	Player	Total			3-Point		F-Throw		Rebounds				PF DQ				A TO		BLK STL		PTS		AVG
		GP-GS	MIN	AVG	FG-FGA	FG%	3FG-3FGA	3FG%	FT-FTA	FT%	OFF	DEF	TOT	AVG	PF	DQ	A	TO	BLK	STL	PTS		
1	BLAKES, Mikayla	6-6	160:25	26.7	43-84	.512	13-38	.342	21-27	.778	7	11	18	3.0	11	0	22	16	2	15	120	20.0	
12	PIERRE, Khamil	6-6	143:54	24.0	51-87	.586	0-2	.000	13-20	.650	23	43	66	11.0	12	0	5	9	0	17	115	19.2	
4	GREENE, Madison	6-2	166:01	27.7	25-46	.543	7-14	.500	12-12	1.000	4	17	21	3.5	14	0	16	17	1	14	69	11.5	
23	MOORE, Iyana	5-4	120:10	24.0	21-43	.488	8-23	.348	6-9	.667	5	13	18	3.6	9	0	7	5	0	2	56	11.2	
10	NWABA, Jane	6-6	121:43	20.3	18-35	.514	3-9	.333	5-6	.833	8	12	20	3.3	7	0	8	6	6	7	44	7.3	
5	KAPINUS, Leilani	5-0	95:19	19.1	12-26	.462	2-7	.286	5-7	.714	11	7	18	3.6	8	0	14	7	4	10	31	6.2	
14	MITCHELL, Aiyana	6-0	82:07	13.7	15-26	.577	0-0	.000	5-12	.417	12	7	19	3.2	5	0	2	4	2	4	35	5.8	
13	PISSOTT, Justine	3-0	30:12	10.1	4-11	.364	3-7	.429	2-2	1.000	3	5	8	2.7	4	0	0	1	0	1	13	4.3	
11	OLIVER, Jordyn	6-6	147:01	24.5	10-30	.333	0-0	.000	3-4	.750	15	16	31	5.2	6	0	19	6	0	5	23	3.8	
24	MAKURAT, Aga	6-0	77:35	12.9	7-29	.241	6-23	.261	0-0	.000	3	13	16	2.7	3	0	4	4	4	1	20	3.3	
30	WILSON, Trinity	4-0	22:08	5.5	3-9	.333	0-0	.000	0-2	.000	4	6	10	2.5	2	0	2	1	1	0	6	1.5	
2	BROWN, Jada	6-0	33:26	5.6	1-4	.250	0-1	.000	2-2	1.000	4	2	6	1.0	6	0	2	1	0	2	4	0.7	
Team											11	13	24										
Total		6	1200		210-430	.488	42-124	.339	74-103	.718	110	165	275	45.8	87	0	101	79	20	78	536	89.3	
Opponents		6	1200		111-322	.345	35-126	.278	35-61	.574	56	122	178	29.7	106	1	62	147	15	44	292	48.7	

Team Statistics

	VU	OPP
Scoring	536	292
Points per game	89.3	48.7
Scoring margin	+40.7	-
Field goals-att	210-430	111-322
Field goal pct	.488	.345
3 point fg-att	42-124	35-126
3-point FG pct	.339	.278
3-pt FG made per game	7.0	5.8
Free throws-att	74-103	35-61
Free throw pct	.718	.574
F-Throws made per game	12.3	5.8
Rebounds	275	178
Rebounds per game	45.8	29.7
Rebounding margin	+16.2	-
Assists	101	62
Assists per game	16.8	10.3
Turnovers	79	147
Turnovers per game	13.2	24.5
Turnover margin	+11.3	-
Assist/turnover ratio	1.3	0.4
Steals	78	44
Steals per game	13.0	7.3
Blocks	20	15
Blocks per game	3.3	2.5
Winning streak	6	-
Home win streak	5	-
Attendance	15117	2606
Home games-Avg/Game	5-3023	1-2606
Neutral site-Avg/Game	-	0-0

Team Results

Date	Opponent		Score	Att.
11/04/2024	Lipscomb	W	102-50	5282
11/08/2024	Austin Peay	W	93-37	2343
11/14/2024	at South Fla.	W	62-49	2606
11/17/2024	Butler	W	81-52	2615
11/20/2024	Hampton	W	94-45	2353
11/22/2024	Samford	W	104-59	2524



2023-24 SEC STATS

Game Records

Record	Overall	Home	Away	Neutral
ALL GAMES	9-7	3-5	6-2	0-0
CONFERENCE	9-7	3-5	6-2	0-0
NON-CONFERENCE	0-0	0-0	0-0	0-0

Score by Periods

Team	1st	2nd	3rd	4th	OT	TOT
Vanderbilt	225	249	296	275	0	1045
Opponents	240	230	302	284	0	1056

Team Box Score

No.	Player				Total		3-Point		F-Throw		Rebounds											
		GP-GS	MIN	AVG	FG-FGA	FG%	3FG-3FGA	3FG%	FT-FTA	FT%	OFF	DEF	TOT	AVG	PF	DQ	A	TO	BLK	STL	PTS	AVG
23	MOORE, Iyana	16-16	603:39	37.7	89-214	.416	35-96	.365	69-75	.920	11	50	61	3.8	41	0	47	47	2	22	282	17.6
12	PIERRE, Khamil	16-7	355:20	22.2	60-147	.408	2-9	.222	45-61	.738	30	69	99	6.2	45	1	13	29	5	18	167	10.4
35	WASHINGTON, Sacha	16-16	462:13	28.9	63-138	.457	0-0	.000	34-50	.680	51	62	113	7.1	46	3	15	42	18	17	160	10.0
3	CAMBRIDGE, Jordyn	16-16	559:44	35.0	55-191	.288	17-83	.205	30-43	.698	17	58	75	4.7	48	3	71	48	4	43	157	9.8
13	PISSOTT, Justine	16-14	354:25	22.2	39-101	.386	29-71	.408	0-0	.000	5	35	40	2.5	24	1	8	23	9	7	107	6.7
11	OLIVER, Jordyn	16-10	420:05	26.3	31-56	.554	0-1	.000	6-9	.667	25	46	71	4.4	28	0	43	23	3	18	68	4.3
24	MAKURAT, Aga	16-0	206:52	12.9	17-54	.315	12-42	.286	3-4	.750	7	17	24	1.5	9	0	7	16	5	5	49	3.1
5	ALLEN, Ryanne	15-0	83:25	5.6	9-21	.429	8-19	.421	3-5	.600	1	7	8	0.5	9	0	0	4	1	2	29	1.9
14	MITCHELL, Aiyana	6-0	31:16	5.2	4-5	.800	0-0	.000	1-2	.500	2	2	4	0.7	6	0	0	1	3	0	9	1.5
2	BROWN, Jada	9-0	60:29	6.7	2-9	.222	2-7	.286	4-6	.667	1	1	2	0.2	7	0	2	2	0	1	10	1.1
21	LACHANCE, Bella	13-1	62:31	4.8	2-4	.500	0-1	.000	3-4	.750	0	6	6	0.5	6	0	4	1	0	2	7	0.5
Team											35	36	71					8				
Total		16	3200		371-940	.395	105-329	.319	198-259	.764	185	389	574	35.9	269	8	210	244	50	135	1045	65.3
Opponents		16	3200		392-929	.422	85-287	.296	187-257	.728	178	395	573	35.8	261	6	192	248	51	120	1056	66.0

Team Statistics

	VU	OPP
Scoring	1045	1056
Points per game	65.3	66.0
Scoring margin	-0.7	-
Field goals-att	371-940	392-929
Field goal pct	.395	.422
3 point fg-att	105-329	85-287
3-point FG pct	.319	.296
3-pt FG made per game	6.6	5.3
Free throws-att	198-259	187-257
Free throw pct	.764	.728
F-Throws made per game	12.4	11.7
Rebounds	574	573
Rebounds per game	35.9	35.8
Rebounding margin	+0.1	-
Assists	210	192
Assists per game	13.1	12.0
Turnovers	244	248
Turnovers per game	15.3	15.5
Turnover margin	+0.3	-
Assist/turnover ratio	0.9	0.8
Steals	135	120
Steals per game	8.4	7.5
Blocks	50	51
Blocks per game	3.1	3.2
Winning streak	3	-
Home win streak	1	-
Attendance	29660	48852
Home games-Avg/Game	8-3708	8-6107
Neutral site-Avg/Game	-	0-0

Team Results

Date	Opponent		Score	Att.
01/04/2024	at Mississippi St.	W	71-66	4261
01/07/2024	Florida	W	63-57	4737
01/11/2024	at Kentucky	W	95-73	3339
01/14/2024	Missouri	L	63-65	2560
01/18/2024	Auburn	W	53-50	1848
01/21/2024	at Tennessee	L	64-73	9088
01/28/2024	at South Carolina	L	74-91	18000
02/01/2024	Ole Miss	L	61-67	2106
02/05/2024	Alabama	L	66-74	2057
02/08/2024	LSU	L	62-85	6354
02/11/2024	at Georgia	W	61-55	3187
02/15/2024	at Texas A&M	W	49-45	3067
02/18/2024	Tennessee	L	61-86	6259
02/25/2024	at Arkansas	W	62-53	3839
02/29/2024	at Missouri	W	68-61	4071
03/03/2024	Georgia	W	72-55	3739



MEMORIAL GYMNASIUM



Memorial Gymnasium, the Southeastern Conference's most historic venue for college basketball, serves as the home court for the Vanderbilt Commodores. Dedicated in 1952 as a memorial to all Vanderbilt men and women who served in World War II, the arena was built as a combination gymnasium and concert hall by the late master architect Edwin Keeble.

Decades later, the unique style of Memorial Gym—with its benches on the baselines, a playing court that sits above portions of the crowd and deafening acoustics—continues to make the Commodores' home a dreaded stop for opponents. "Memorial Magic," with its capacity crowds, overflowing student section and lively pep band, have assisted in numerous Commodore victories. In the stands, fans across Middle Tennessee have helped Memorial Gymnasium rank among the NCAA's Top 30 attendance leaders on numerous occasions.

Connected to the facility sits a practice gym that includes three cross-court playing floors, coaches offices, a donor room, private suites and a Hall of Champions.

In all, Memorial Gym has been expanded three times. Constructed with a seating capacity of 6,583, the University saw its first need to increase seating in 1965 with the addition of two north-side balconies. Two years later, a pair of balancing balconies were erected on the south side of the gym and dubbed "The Balconies That Clyde Lee Built."

Capacity has fluctuated throughout the history of the building. It reached its highest number of 15,646 in 1969 when 4,000 seats were added in the east and west ends. When chairback seats in the end zones and suites on the north side were installed in the late 1990s capacity lowered to 14,168. Shortly thereafter, university officials removed portions of media press row on the south side in an effort to expand the student section by nearly 150 seats. Official capacity is now 14,326.

YEAR-BY-YEAR HOME RECORD

Year	W-L
2024-25	5-0
2023-24	12-5
2022-23	9-7
2021-22	12-5
2020-21*	3-2
2019-20	10-6
2018-19	5-9
2017-18	4-11
2016-17	10-5
2015-16	10-6
2014-15	9-6
2013-14	12-5
2012-13	12-2
2011-12	18-2
2010-11	12-3
2009-10	12-4
2008-09	15-1
2007-08	13-3
2006-07	15-1
2005-06	13-3
2004-05	11-3
2003-04	11-3
2002-03	11-2
2001-02	18-1
2000-01	16-2
1999-00	11-3
1998-99	9-5
1997-98	12-2
1996-97	13-1
1995-96	13-2
1994-95	16-1
1993-94	14-2
1992-93	15-1
1991-92	13-2
1990-91	11-3
1989-90	15-2
1988-89	10-1
1987-88	12-2
1986-87	15-2
1985-86	11-3
1984-85	6-4
1983-84	9-3
1982-83	5-6
1981-82	10-4
1980-81	6-5
1979-80	6-5
1978-79	7-5
1977-78	10-2
Total	527-163 (.764)

Vanderbilt has ranked among the top attendance draws in women's basketball over the years. Here is a year-by-year look at VU's home attendance figures, including where the team has ranked nationally since the 1999-00 season:

Year	Games	Total	Average	National Rank
2024-25	5	15,117	3,023	
2023-24	17	47,479	2,793	
2022-23	16	38,640	2,415	
2021-22	18	31,211	1,734	51st
2020-21*	5	209	42	—
2019-20	16	37,391	2,369	54th
2018-19	14	33,129	2,366	64th
2017-18	15	42,705	2,847	45th
2016-17	15	42,685	2,846	40th
2015-16	16	46,496	2,906	37th
2014-15	15	53,280	3,552	30th
2013-14	17	66,338	3,902	25th
2012-13	14	56,309	4,022	24th
2011-12	20	82,261	4,113	23rd
2010-11	15	68,828	4,589	20th
2009-10	16	69,521	4,345	21st
2008-09	16	76,150	4,759	18th
2007-08	17	91,279	5,369	17th
2006-07	16	72,215	4,513	23rd
2005-06	16	65,693	4,106	23rd
2004-05	14	51,682	3,692	31st
2003-04	14	44,352	3,168	33rd
2002-03	13	57,709	4,439	21st
2001-02	19	90,800	4,779	16th
2000-01	18	50,650	2,814	36th
1999-00	14	44,982	3,213	30th
1998-99	14	65,046	4,646	
1997-98	14	91,056	6,504	
1996-97	14	67,967	4,854	
1995-96	15	88,151	5,877	
1994-95	17	69,788	4,105	
1993-94	14	73,686	5,253	
1992-93	14	67,871	4,848	
1991-92	15	36,266	2,418	
1990-91	14	20,205	1,443	
1989-90	17	25,887	1,522	
1988-89	11	14,265	1,297	
1987-88	13	7,324	563	
1986-87	17	12,248	721	
1985-86	14	5,750	411	
1984-85	10	4,450	445	
1983-84	12	8,664	722	
1982-83	11	6,950	632	
1981-82	14	6,310	451	
1980-81	10	2,525	253	

*Vanderbilt discontinued its 2020-21 season due to the COVID-19 pandemic

Memorial Gym Women's Basketball Crowds Over 10,000

Rank	Attendance	Opponent	Date
1.	15,317	Tennessee	1/30/1993
2.	15,311	Tennessee	2/7/1999
3.	15,187	Tennessee	2/25/1996
4.	14,848	Tennessee	2/16/1998
5.	14,316	Tennessee	2/17/2008
6.	14,168	Tennessee	2/16/2002
7.	13,227	Tennessee	12/31/1994
8.	13,127	Tennessee	1/19/2006
9.	12,645	Tennessee	1/31/1994
10.	12,417	Tennessee	1/19/1997
11.	12,131	Ohio State	1/6/1993
12.	12,034	Tennessee	2/9/2012
13.	12,009	Tennessee	1/25/2007
14.	11,401	Tennessee	2/2/2003
15.	11,386	Tennessee	2/14/2011
16.	10,561	Tennessee	2/15/2004
17.	10,154	Tennessee	1/24/2013
18.	10,149	Tennessee	2/24/2000





RECORDS AT A GLANCE

Points

Game	1.	41 • Cijaja Harbison vs. Texas A&M, 1.29.23
		41 • Chantelle Anderson at Mississippi State, 2.8.01
	6.	37 • Iyana Moore at Kentucky, 1.11.24
Season	1.	35 • Five Times, Last: Chantelle Anderson at Tenn., 2.27.03
		2024-25 29 • Mikayla Blakes vs. Butler, 11.17.24
	10.	612 • Sheri Sam, 1995-96
Career	1.	2,604 • Chantelle Anderson, 2000-03
	10.	1,618 • Jasmine Lister, 2011-14
	<i>Active</i>	1,008 • Sacha Washington, 2022-present

Field Goals Made

Game	1.	19 • Chantelle Anderson at Portland State, 12.23.00
	9.	15 • 8 Times, Last: Sacha Washington vs. La. Tech, 12.3.23
		2024-25 12 • Khamil Pierre vs. Lipscomb, 11.4.24
Season	1.	309 • Wendy Scholtens, 1989-90
	10.	241 • Aljeanette Bramlett, 1981-82
		2024-25 51 • Khamil Pierre
Career	1.	1,020 • Chantelle Anderson, 2000-03
	10.	625 • Sheri Sam, 1992-96
	<i>Active</i>	403 • Sacha Washington, 2022-present

Field Goals Attempted

Game	1.	31 • Eva Lemeh at Georgia, 2.16.81
	10.	24 • Christina Foggie vs. Georgia, 1.26.12
		2024-25 18 • Mikayla Blakes vs. Butler, 11.17.24
Season	1.	571 • Barbara Brackman, 1981-82
	10.	463 • Donna Atkinson, 1983-84
		2024-25 87 • Khamil Pierre
Career	1.	1,655 • Wendy Scholtens, 1988-91
	10.	1,301 • Carla Thomas, 2004-2007
	<i>Active</i>	824 • Sacha Washington, 2022-present

Field Goal Percentage

Game	1.	1.000 • 4 Times, Last: Hannah Tuomi, 10-10 vs. UF, 2.24.10	
	(Min. 10 FGM)	9.	.917 • 3 Times, Last: Ashley Earley, 11-12 at Tenn., 2.13.05
		2024-25 .706 (12-17) • Khamil Pierre vs. Lipscomb, 11.4.24	
Season	1.	.723 (292-404) • Chantelle Anderson, 2000-01	
	(Min. 150 FGM)	10.	.602 (103-171) • Nicole Jules, 2005-06
		2024-25 .586 (41-71) • Khamil Pierre	
Career	1.	.651 (1,020-1,568) • Chantelle Anderson, 2000-03	
	(Min. 400 FGM)	10.	.543 (706-1,301) • Carla Thomas, 2004-07
	<i>Active</i>	.487 (403-824) • Sacha Washington, 2022-present	

3-Pointers Made

Game	1.	9 • Iyana Moore, vs. Alabama State, 12.28.21
	5.	7 • 11 Times, Last: Marnelle Garraud at Arkansas, 1.16.23
		2024-25 5 • Madison Greene at South Florida, 11.14.24
Season	1.	95 • Caroline Williams, 2005-06
	10.	80 • Christina Wirth, 2008-09
		2024-25 13 • Mikayla Blakes
Career	1.	276 • Christina Foggie, 2011-14
	10.	171 • Rhonda Blades, 1992-95
	<i>Active</i>	144 • Iyana Moore, 2022-present

3-Pointers Attempted

Game	1.	17 • Christina Foggie vs. Virginia, 11.23.12
		17 • Christina Foggie vs. Maryland, 3.28.09
	10.	13 • 12 Times, Last: Marnelle Garraud, vs. Georgia, 2.5.23
Season	1.	225 • Merideth Marsh, 2009-10
	10.	241 • Aljeanette Bramlett, 1981-82
		2024-25 38 • Mikayla Blakes
Career	1.	735 • Christina Foggie, 2011-14
	10.	456 • Michelle Palmisano, 1995-97
	<i>Active</i>	401 • Iyana Moore, 2022-present

3-Point Percentage

Game	1.	1.000 • Seven Times, Last: Erin Whalen (5-5) at Ala. 1.21.18
	(Min. 5 3PM)	2024-25 .625 (5-8) • Madison Greene at South Florida, 11.14.24
	Season	1.
(Min. 40 3PA)	10.	.446 (37-83) • Christa Reed, 2016-17
		2024-25 .342 (13-38) • Mikayla Blakes
	Career	1.
(Min. 100 3PM)	10.	.394 (145-368) • Donna Harris, 1990-94
	<i>Active</i>	.359 (144-401) • Iyana Moore, 2022-present

Free Throws Made

Game	1.	18 • Ashley McElhiney vs. LSU, 2.15.01
		18 • Wendy Scholtens at Tenn. Tech, 1.11.89
	6.	14 • 5 Times, Last: Chantelle Anderson vs. North Carolina, 3.23.02
Season	1.	236 • Wendy Scholtens, 1989-90
	10.	133 • Tiffany Clarke, 2012-13
		2024-25 21 • Mikayla Blakes
Career	1.	681 • Wendy Scholtens, 1988-91
	10.	298 • Ashley McElhiney, 2000-03
	<i>Active</i>	202 • Sacha Washington, 2022-present

Free Throws Attempted

Game	1.	19 • Ashley McElhiney vs. LSU, 2.15.01
	6.	16 • 6 Times, Last: Sacha Washington vs. Fairfield, 11.12.23
		2024-25 8 • Mikayla Blakes/Khamil Pierre vs. Butler, 11.17.24
Season	1.	264 • Wendy Scholtens, 1989-90
	10.	190 • Christina Foggie, 2013-14
		2024-25 27 • Mikayla Blakes
Career	1.	785 • Wendy Scholtens, 1988-91
	10.	413 • Dee Davis, 2004-07
	<i>Active</i>	316 • Sacha Washington, 2022-present

Free Throw Percentage

Game	1.	1.000 • 19 Times, Last: Iyana Moore (10-10) vs Ga., 3.3.24
	(Min. 10 FTM)	2024-25 1.000 (6-6) • Madison Greene vs. Austin Peay, 11.8.24
	Season	1.
10.	.870 (47-54) • Bella LaChance, 2022-23	
		2024-25 1.000 (12-12) • Madison Greene
	Career	1.
(Min. 169 FTM)	5.	.817 (179-219) • Iyana Moore, 2022-present
	10.	.789 (195-247) • Julie Powell, 1991-94
	<i>Active</i>	.811 (185-228) • Iyana Moore, 2022-present

Rebounds

Game	1.	22 • Wendy Scholtens vs. Lipscomb, 1.9.90
		22 • Wendy Scholtens vs. Wright State, 12.9.89
	5.	7 • 11 Times, Last: Barbara Brackman vs. Union, 1.4.83
Season	1.	19 • 6 Times, Last: Jennifer Holmes vs. Florida, 2.25.99
		2024-25 14 • Khamil Pierre vs. Lipscomb, 11.4.24
	Season	1.
Career	10.	283 • Barbara Brackman, 1981-82
		2024-25 66 • Khamil Pierre
	Career	1.
10.	822 • Chantelle Anderson, 2000-03	
	<i>Active</i>	720 • Sacha Washington, 2022-present

Assists

Game	1.	17 • Ashley McElhiney at Louisville, 1.2.03
	7.	13 • 5 Times, Last: Jasmine Lister vs. Tenn., 2.9.12
		2024-25 8 • Mikayla Blakes vs. Hampton, 11.20.24
Season	1.	262 • Cathy Bender, 1981-82
	10.	168 • Jasmine Lister, 2012-13
		2024-25 22 • Mikayla Blakes
Career	1.	730 • Dee Davis, 2004-07
	10.	438 • Jordyn Cambridge, 2018-24
	<i>Active</i>	187 • Iyana Moore, 2022-present

Steals

Game	1.	11 • Eva Lemeh vs. Murray State, 12.14.80
	6.	8 • 7 Times, Last: Jordyn Cambridge vs. Radford, 12.31.23
		2024-25 6 • Madison Greene vs. Lipscomb, 11.4.24
Season	1.	129 • Jordyn Cambridge, 2021-22
	10.	87 • Karen Booker, 1989-90
		87 • Jade Huntington, 1989-90
Career		2024-25 17 • Khamil Pierre
	1.	351 • Jordyn Cambridge, 2018-24
	10.	221 • Jennifer Risper, 2006-09
<i>Active</i>	103 • Sacha Washington, 2022-present	

Blocked Shots

Game	1.	10 • Angela Gorsica vs. Wingate, 12.28.95
		10 • Heidi Gillingham vs. Middle Tennessee, 1.30.92
	4.	8 • 15 Times, Last: Angela Gorsica vs. DePaul, 2.19.97
Season	1.	309 • Wendy Scholtens, 1989-90
	10.	241 • Aljeanette Bramlett, 1981-82
		2024-25 6 • Jane Nwaba
Career	1.	413 • Heidi Gillingham, 1991-94
	10.	112 • Harriet Brumfield, 1982-85
	<i>Active</i>	108 • Sacha Washington, 2022-present

Points Per Game

Season	1.	25.2 (855) • Wendy Scholtens, 1989-90	
	10.	19.7 (671) • Harriet Brumfield, 1981-82	
		2024-25 20.0 (120) • Mikayla Blakes	
Career	1.	21.3 (122) • Wendy Scholtens, 1988-91	
	(Min. 100 GP)	10.	12.8 (119) • Karen Booker, 1984-87
	<i>Active</i>	13.3 (73) • Iyana Moore, 2022-present	

Games Played

Career	1.	137 • Jessica Mooney, 2007-10
		137 • Chantelle Anderson, 2000-03
	10.	132 • Six times, Last: Tiffany Clarke vs. 2010-13
<i>Active</i>	99 • Sacha Washington, 2022-present	

Minutes Played

Game	1.	50 • Karen McGinn vs. Auburn, 12.13.78
		50 • Ann Morrow vs. Auburn, 12.13.78
	9.	46 • Chavonne Hammond vs. Kansas, 3.18.00
Season	1.	46 • Ashley Smith vs. George Washington, 12.22.98
		2024-25 37 • Madison Greene at South Florida, 11.14.24
	Season	1.
Career	10.	1,179 • Zuzi Klimesova, 2000-01
		2024-25 166 • Madison Greene
	1.	4,626 • Jasmine Lister, 2011-14
10.	3,779 • Christina Werth, 2006-09	
	<i>Active</i>	2,465 • Sacha Washington, 2022-present





THE LAST TIME WHEN...

SCORING

Less than 40 pts	31 • East Tennessee St. • Johnson City, Tenn. • 12.01.22
40-49 pts	49 • Texas A&M • College Station, Texas • 02.15.24
Less than 50 pts & Won	49 • Texas A&M • College Station, Texas • 02.15.24
90-99 pts	94 • Hampton • Nashville, Tenn. • 11.20.24
100+ pts (regulation)	104 • Samford • Nashville, Tenn. • 11.22.24
100+ pts	104 • Samford • Nashville, Tenn. • 11.22.24

OPPONENT SCORING

Less than 40 pts	37 • Austin Peay • Nashville, Tenn. • 11.08.24
40-49 pts	45 • Hampton • Nashville, Tenn. • 11.20.24
Less than 50 pts & Won	44 • East Tennessee St. • Johnson City, Tenn. • 12.01.22
90-99 pts	91 • South Carolina • Columbia, S.C. • 01.28.24
100+ pts (regulation)	106 • South Carolina • Nashville, Tenn. • 01.14.21
100+ pts	106 • South Carolina • Nashville, Tenn. • 01.14.21

FIELD GOAL PERCENTAGE

20.0%-29.9%	27.9% (19-68) • Florida • Gainesville, Fla. • 1.22.23
30.0%-39.9%	38.2% (26-68) • South Florida • Tampa, Fla. • 11.14.24
30.0%-39.9% & Won	38.2% (26-68) • South Florida • Tampa, Fla. • 11.14.24
50.0%-59.9%	50.6% (42-83) • Samford • Nashville, Tenn. • 11.22.24
60.0% or higher	69.2% (36-52) • Air Force • Nashville, Tenn. • 11.30.15

OPPONENT FIELD GOAL PERCENTAGE

20.0%-29.9%	28.8% (15-52) • Austin Peay • Nashville, Tenn. • 11.8.24
20.0%-29.9% & won	27.4% (17-62) • East Tenn. St. • Johnson City, Tenn. • 12.1.22
30.0%-39.9%	39.37% (22-56) • Samford • Nashville, Tenn. • 11.22.24
30.0%-39.9% & won	39.0% (23-59) • NC State • Raleigh, N.C. • 11.29.23
50.0%-59.9%	52.5% (31-59) • Tennessee • Nashville, Tenn. • 2.18.24
60.0% or higher	66.7% (28-42) • Georgia • Nashville, Tenn. • 2.5.23

FREE THROW PERCENTAGE

Less than 50.0%	37.5% (3-8) • South Florida • Tampa, Fla. • 11.14.24
90.0%-99.9%	92.3% (12-13) • South Carolina • Columbia, S.C. • 1.28.24
1.000%	10-10 • Mississippi St. • Starkville, Miss. • 1.4.24
1.000% w/ 10 or more makes	10-10 • Mississippi St. • Starkville, Miss. • 1.4.24

OPPONENT FREE THROW PERCENTAGE

Less than 50.0%	28.6% (4-14) • Austin Peay • Nashville, Tenn. • 11.08.24
90.0%-99.9%	91.3% (21-23) • Kansas • Lawrence, Kan. • 12.2.24
1.000%	3-3 • South Florida • Tampa, Fla. • 11.14.24
1.000% w/ 10 or more makes	12-12 • Texas A&M • College Station, Texas • 2.10.22

BASKETS MADE

40+ field goals made	42 • Samford • Nashville, Tenn. • 11.22.24
10-14 3-point field goals made	10 • Radford • Nashville, Tenn. • 12.31.23
15+ 3-point field goals made	17 • Alabama State • Nashville, Tenn. • 12.28.21
Did not make a 3-pointer	0-9 • Butler • Indianapolis • 12.7.23
Made 20+ free throws	23 (23-30) • Austin Peay • Nashville, Tenn. • 11.08.24
Made less than five free throws	3 (3-8) • South Florida • Tampa, Fla. • 11.14.24
Made 5-10 free throws	10 (10-12) • Hampton • Nashville, Tenn. • 11.20.24

OPPONENT BASKETS MADE

40+ field goals made	42 • South Carolina • Nashville, Tenn. • 1.14.21
10-14 3-point field goals made	11 • Samford • Nashville, Tenn. • 11.22.24
15+ 3-point field goals made	16 • Alabama • Tuscaloosa, Ala. • 2.16.23
Did not make a 3-pointer	0-8 • Ole Miss • Nashville, Tenn. • 2.20.22
Made 20+ free throws	20 (20-24) • Ole Miss • Nashville, Tenn. • 2.1.24
Made less than five free throws	4 (4-8) • Samford • Nashville, Tenn. • 11.22.24
Made 5-10 free throws	6 (6-8) • Hampton • Nashville, Tenn. • 11.20.24

REBOUNDS

10-20 rebounds	20 • Georgia • Nashville, Tenn. • 2.5.23
50+ rebounds	56 • Samford • Nashville, Tenn. • 11.22.24
20+ rebound margin	+27 • Austin Peay • Nashville, Tenn. • 11.08.24
30+ rebound margin	+30 • Samford • Nashville, Tenn. • 11.22.24

OPPONENT REBOUNDS

20-30 rebounds	26 • Samford • Nashville, Tenn. • 11.22.24
50+ rebounds	50 • NC State • Raleigh, N.C. • 11.29.23
20+ rebound margin	+22 • LSU • Nashville, Tenn. • 2.8.24

STEALS

0-5 steals	3 • South Carolina • Columbia, S.C. • 1.28.24
10-15 steals	11 • Hampton • Nashville, Tenn. • 11.20.24
16-19 steals	17 • Samford • Nashville, Tenn. • 11.22.24
20+ steals	25 • UCLA • Boston, Mass. • 11.26.95

OPPONENT STEALS

0-5 steals	5 • South Florida • Tampa, Fla. • 11.14.24
10-15 steals	8 • Samford • Nashville, Tenn. • 11.22.24
15-19 steals	17 • Florida • Nashville, Tenn. • 1.7.24
20+ steals	22 • UCLA • Boston, Mass. • 11.26.95

ASSISTS

0-9 assists	6 • South Florida • Tampa, Fla. • 11.14.24
15-19 assists	18 • Butler • Nashville, Tenn. • 11.17.24
20-25 assists	23 • Samford • Nashville, Tenn. • 11.22.24
25-30 assists	29 • Kentucky • Lexington, Ky. • 1.11.24

OPPONENT ASSISTS

0-9 assists	9 • Hampton • Nashville, Tenn. • 11.20.24
15-19 assists	16 • Samford • Nashville, Tenn. • 11.22.24
20-25 assists	20 • South Carolina • Columbia, S.C. • 1.28.24

TURNOVERS

5-10 turnovers	8 • Tennessee • Nashville, Tenn. • 2.18.24
20-24 turnovers	21 • Butler • Nashville, Tenn. • 11.17.24
25-29 turnovers	25 • Florida • Nashville, Tenn. • 1.7.24
30-40 turnovers	37 • UCLA • Boston, Mass. • 11.26.95

OPPONENT TURNOVERS

5-10 turnovers	6 • South Carolina • Columbia, S.C. • 1.28.24
20-24 turnovers	22 • Samford • Nashville, Tenn. • 11.22.24
25-29 turnovers	25 • Austin Peay • Nashville, Tenn. • 11.08.24
30-40 turnovers	30 • Butler • Nashville, Tenn. • 11.17.24

BLOCKED SHOTS

0 Blocks	0 • South Florida • Tampa, Fla. • 11.14.24
5-9 blocked shots	6 • Hampton • Nashville, Tenn. • 11.20.24

OPPONENT BLOCKED SHOTS

0 Blocks	0 • Butler • Nashville, Tenn. • 11.17.24
5-9 blocked shots	8 • South Florida • Tampa, Fla. • 11.14.24
10+ blocked shots	14 • South Carolina • Nashville, Tenn. • 1.19.23

MARGIN OF VICTORY

1 point	vs. Lipscomb (72-71) • Nashville, Tenn. • 12.18.22
2 points	vs. UT Martin (70-68) • Martin, Tenn. • 11.9.23
20-30 points	29 • Butler (81-52) • Nashville, Tenn. • 11.17.24
Back-to-back 20+ points	49 • Hampton (94-45) • Nashville, Tenn. • 11.20.24
	45 • Samford (104-59) • Nashville, Tenn. • 11.22.24
30-39 points	32 • FDU (73-41) • Nashville, Tenn. • 12.29.23
Back-to-back 30+ points	49 • Hampton (94-45) • Nashville, Tenn. • 11.20.24
	45 • Samford (104-59) • Nashville, Tenn. • 11.22.24
40-49 points	45 • Samford (104-59) • Nashville, Tenn. • 11.22.24
Back-to-back 40+ points	49 • Hampton (94-45) • Nashville, Tenn. • 11.20.24
	45 • Samford (104-59) • Nashville, Tenn. • 11.22.24
50+ points	56 • Austin Peay (93-37) • Nashville, Tenn. • 11.08.24
Back-to-back 50+ points	52 • Lipscomb (102-50) • Memorial Gym • 11.04.24
	56 • Austin Peay (93-37) • Nashville, Tenn. • 11.08.24
Single-overtime win	vs. Lipscomb (72-71) • Nashville, Tenn. • 12.18.22
Double-overtime win	at Florida (106-98) • Gainesville, Fla. • 2.6.11
Triple-overtime win	NEVER OCCURRED

OPPONENT MARGIN OF VICTORY

1 point	vs. Florida (53-52) • Greenville, S.C. • 3.3.22
2 points	vs. Missouri (65-63) • Nashville, Tenn. • 1.14.24
20-30 points	25 • Tennessee • Nashville, Tenn. • 2.18.24
Back-to-back 20+ points	25 • LSU (88-63) • Baton Rouge, La. • 1.1.23
	21 • Ole Miss (74-53) • Oxford, Miss. • 1.5.23
30-39 points	37 • Alabama (98-61) • Tuscaloosa, Ala. • 1.26.20
40-49 points	48 • South Carolina (96-48) • Nashville, Tenn. • 1.19.23
50+ points	55 • South Carolina () • Columbia, S.C. • 01.24.22
Single-overtime win	Alabama (77-71) • Nashville, Tenn. • 2.6.22
Double-overtime win	Auburn (96-93) • Auburn, Ala. • 1.20.90
Triple-overtime win	NEVER OCCURRED



**LAST TIME...****A DORE SCORED 30 OR MORE PTS**

Iyana Moore • 37 Pts at Kentucky • 1.11.24

AN OPP. SCORED 30 OR MORE PTS

Aliyah Matharu, Florida • 35 Pts • 3.7.24

A DORE COLLECTED 15 OR MORE REBS

Sacha Washington • 15 Reb vs. Columbia • 3.20.24

AN OPP. COLLECTED 15 OR MORE REBS

Angel Reese, LSU • 16 Reb • 2.8.24

A DORE COLLECTED 10 OR MORE AST

Jordyn Cambridge • 12 Ast at Kentucky • 1.11.24

AN OPP. COLLECTED 10 OR MORE AST

Alexis Morris, LSU • 12 Ast • 1.1.23

A DORE HAD FIVE OR MORE STL

Madison Greene • 6 Stl vs. Lipscomb • 11.4.24

AN OPP. COLLECTED FIVE OR MORE STL

Mama Dembele, Missouri • 5 Stl • 2.29.24

A DORE HAD FIVE OR MORE BLK

Sacha Washington • 6 Blk vs. Dayton • 12.20.23

AN OPP. COLLECTED FIVE OR MORE BLK

L'or Mputu, South Florida • 6 Blk • 11.14.24

A DORE MADE 10 OR MORE FG

Khamil Pierre • 10 FGM vs. Samford • 11.22.24

AN OPP. MADE 10 OR MORE FG

Aliyah Matharu, Florida • 14 FGM • 3.7.24

A DORE ATTEMPTED 20 OR MORE FG

Jordyn Cambridge • 20 FGA vs. Tennessee • 2.18.24

AN OPP. ATTEMPTED 20 OR MORE FG

Aliyah Matharu, Florida • 25 FGA • 3.7.24

A DORE MADE 10 OR MORE FREE THROWS

Iyana Moore • 11 FTM vs. Georgia • 3.3.24

AN OPP. MADE 10 OR MORE FREE THROWS

Diamond Battles, Georgia • 10 FTM • 2.5.23

A DORE MADE 5 OR MORE 3-PT FG

Madison Greene • 5 3PT FGM at South Florida • 11.17.14

AN OPP. MADE 5 OR MORE 3-PT FG

Sadie Stetson, Samford • 5 3PT FGM • 11.22.24

VANDY HAD 5 OR PLAYERS IN DBL FIGURES

Six Players • vs. Samford • 11.22.24

AN OPP. HAD 5 OR PLAYERS IN DBL FIGURES

LSU • Five Players • 2.8.24

VANDY PLAYER HAD A DOUBLE-DOUBLE

Khamil Pierre • 21 pt/12 reb vs. Samford • 11.22.24

AN OPP. HAD A DOUBLE-DOUBLE

Javyn Nicholson, Georgia • 15 pts, 11 reb • 2.11.24

VANDY HAD 2 PLAYERS POST A DBL-DBL

vs. Samford • 11.22.24

Khamil Pierre • 21 pts, 12 reb

Leilani Kapinus • 11 pts, 10 reb

AN OPP. HAD 2 PLAYERS POST A DBL-DBL

LSU • 2.8.24

Angel Reese • 15 pts, 16 reb

Aneasha Morrow • 13 pts, 10 reb

VANDY HAD 3 PLAYERS POST A DBL-DBL

vs. Western Kentucky • 11.15.23

Sacha Washington • 18 pts, 10 reb

Jordyn Oliver • 15 pts, 10 reb

Jordyn Cambridge • 11 pts, 13 reb

VANDY PLAYER HAD A TRIPLE-DOUBLE

Jordyn Cambridge • vs. Texas A&M • 3.2.23

15 reb, 13 pts, 10 ast

ALL VANDY PLAYERS THAT PLAYED SCORED

10 players vs. Lipscomb • 11.4.24

RECORD WHEN...

2024-25 OVERALL	6-0
AT HOME	5-0
ON THE ROAD	1-0
NEUTRAL GAMES	0-0
IN OVERTIME	0-0
IN DOUBLE OVERTIME	0-0
AFTER A WIN	5-0
AFTER A LOSS	0-0
LEADING AT HALFTIME	5-0
TRAILING AT HALFTIME	0-0
TIED AT HALFTIME	0-0
LEADING AFTER 1ST QUARTER	5-0
TRAILING AFTER 1ST QUARTER	1-0
TIED SCORE AFTER 1ST QUARTER	0-0
OUTSCORING OPP. IN 2ND HALF	6-0
OUTSCORED BY OPP. IN 2ND HALF	0-0
SCORING SAME PTS IN 2ND HALF	0-0
LEADING WITH 5 MIN. REMAINING	6-0
TRAILING WITH 5 MIN. REMAINING	0-0
TIED WITH 5 MIN. REMAINING	0-0
SCORING FEWER THAN 50 POINTS	0-0
SCORING 50-59 POINTS	0-0
SCORING 60-69 POINTS	1-0
SCORING 70-79 POINTS	0-0
SCORING 80-89 POINTS	1-0
SCORING 90-99 POINTS	2-0
SCORING 100+ POINTS	2-0
ALLOWING 39-OR-FEWER POINTS	1-0
ALLOWING 40-49 POINTS	2-0
ALLOWING 50-59 POINTS	3-0
ALLOWING 60-69 POINTS	0-0
ALLOWING 70-79 POINTS	0-0
ALLOWING 80-89 POINTS	0-0
ALLOWING 90-OR-MORE POINTS	0-0
GAME DECIDED BY 1-POINT	0-0
GAME DECIDED BY 2-3 POINTS	0-0
GAME DECIDED BY 4-5 POINTS	0-0
GAME DECIDED BY 6-9 POINTS	0-0
GAME DECIDED BY 10-19 POINTS	1-0
GAME DECIDED BY 20-29 POINTS	1-0
GAME DECIDED BY 30-39 POINTS	0-0
GAME DECIDED BY 40-49 POINTS	2-0
GAME DECIDED BY 50+ POINTS	2-0
HIGHER FIELD GOAL PERCENTAGE	6-0
LOWER FIELD GOAL PERCENTAGE	0-0
SAME FIELD GOAL PERCENTAGE	0-0
SHOOTING LESS THAN 30%	0-0
SHOOTING 30-39%	1-0
SHOOTING 40-49%	1-0
SHOOTING 50+%	4-0
OPP. SHOOTING LESS 30%	2-0
OPP. SHOOTING 30-39%	4-0
OPP. SHOOTING 40-49%	0-0
OPP. SHOOTING 50+%	0-0
MORE MADE 3-PT THAN OPP.	3-0
FEWER MADE 3-PT THAN OPP.	2-0
SAME 3-PT MAKES AS OPP.	1-0
MAKING FEWER THAN FIVE 3-PT FG	0-0
MAKING BETWEEN 5-9 3-PT FG	6-0
MAKING 10+ 3-PT FG	0-0
ALLOWING FEWER THAN 5 3-PT FG	4-0
ALLOWING BETWEEN 5-9 3-PT FG	1-0
ALLOWING 10+ 3-PT FG	1-0

MAKING MORE FREE THROWS	5-0
MAKING FEWER FREE THROWS	0-0
MAKING SAME FREE THROWS	1-0
MAKING FEWER THAN 10 FREE THROWS	1-0
MAKING 10-19 FREE THROWS	4-0
MAKINGS 20+ FREE THROWS	1-0
OPP. MAKES 0-10 FREE THROWS	4-0
OPP. MAKES 10-19 FREE THROWS	2-0
OPP. MAKES 20+ FREE THROWS	0-0
OUTREBOUNDING OPP.	5-0
OUTREBOUNDED BY OPP.	1-0
SAME TOTAL OF REBOUNDS	0-0
FEWER THAN 10 ASSISTS	1-0
10-19 ASSISTS	3-0
20+ ASSISTS	2-0
NO BLOCKS	0-0
1-4 BLOCKS	3-0
5+ BLOCKS	3-0
COMMITTING FEWER TURNOVERS	6-0
COMMITTING MORE TURNOVERS	0-0
COMMITTING SAME TURNOVERS	0-0
FORCING FEWER THAN 10 TURNOVERS	0-0
FORCING 10-19 TURNOVERS	0-0
FORCING 20+ TURNOVERS	6-0
IN DAY GAMES	2-0
IN NIGHT GAMES	4-0
ON SUNDAY	1-0
ON MONDAY	1-0
ON TUESDAY	0-0
ON WEDNESDAY	1-0
ON THURSDAY	1-0
ON FRIDAY	2-0
ON SATURDAY	0-0
IN NOVEMBER	6-0
IN DECEMBER	0-0
IN JANUARY	0-0
IN FEBRUARY	0-0
IN MARCH	0-0
VS. SEC	0-0
VS. SEC AT MEMORIAL GYM	0-0
VS. SEC ON THE ROAD	0-0
VS. RANKED OPPONENTS	0-0
WINNING THE OPENING TIP	5-0
LOSING THE OPENING TIP	1-0
WEARING WHITE	3-0
WEARING VANDY SCRIPT WHITE	1-0
WEARING GOLD	1-0
WEARING BLACK	1-0
WEARING GRAY	0-0
WEARING PLAY4KAY JERSEY	0-0





2024-25 GAME LEADERS

OPPONENT	DATE	SCORE	W/L	POINTS	REBOUNDS	ASSISTS	STEALS	BLOCKS
Lipscomb	11-04-24	102-50	W	Pierre (25)	Pierre (14)	Blakes (5)	Greene (6)	Mitchell (1)
Austin Peay	11-08-24	93-37	W	Blakes/Moore (16)	Pierre (10)	Greene/Moore (3)	Blakes (3)	Kapinus/Makurat/Nwaba (2)
at South Florida	11-14-24	62-49	W	Pierre (17)	Pierre (10)	Oliver (3)	Blakes/Oliver (2)	--
Butler	11-17-24	81-52	W	Blakes (29)	Pierre (8)	Oliver (6)	Pierre (4)	Kapinus/Nwaba (1)
Hampton	11-20-24	94-45	W	Blakes (22)	Pierre (12)	Blakes (8)	Blakes/Pierre (3)	Nwaba (3)
Samford	11-22-24	104-59	W	Pierre (21)	Pierre (12)	Greene/Kapinus (6)	Kapinus/Pierre (4)	Blakes/Kapinus/Mitchell (1)
vs. Arizona	11-26-24							
vs. Cal/Mich. State	11-27-24							
Appalachian State	12-01-24							
at Miami (Fla.)	12-04-24							
Evansville	12-14-24							
at Dayton	12-19-24							
West Georgia	12-21-24							
Alabama A&M	12-29-24							
Georgia	01-02-25							
Kentucky	01-05-25							
at Ole Miss	01-09-25							
at LSU	01-13-25							
Tennessee	01-19-25							
Arkansas	01-23-25							
at Alabama	01-26-25							
at Florida	01-30-25							
Ole Miss	02-02-25							
at Texas	02-06-25							
Mississippi State	02-13-25							
at Auburn	02-16-25							
at Oklahoma	02-20-25							
South Carolina	02-23-25							
Texas A&M	02-27-25							
at Missouri	03-02-25							

POINTS	REBOUNDS	ASSISTS	STEALS	BLOCKS
Mikayla Blakes 3 (3-0)	Khamil Pierre 6 (6-0)	Mikayla Blakes 2 (2-0)	Mikayla Blakes 3 (3-0)	Jane Nwaba 3 (3-0)
Khamil Pierre 3 (3-0)		Jordyn Oliver 2 (2-0)	Khamil Pierre 3 (3-0)	Lelilani Kapinus 3 (2-0)
Iyana Moore 1 (1-0)		Madison Greene 2 (2-0)	Madison Greene 1 (1-0)	Aiyana Mitchell 2 (2-0)
		Leilani Kapinus 1 (1-0)	Leilani Kapinus 1 (1-0)	Mikayla Blakes 1 (1-0)
		Iyana Moore 1 (1-0)	Jordyn Oliver 1 (1-0)	Aga Makurat 1 (1-0)

2024-25 GAME HIGHS & LOWS

HIGHS

Points	104	vs. Samford (11/22/24)
FG Made	43	vs. Lipscomb (11/4/24)
FG Attempts	83	vs. Samford (11/22/24)
3-Pt FG Made	8	vs. Butler (11/17/24)
		vs. Hampton (11/20/24)
		vs. Samford (11/22/24)
3-PT FG Attempts	28	at South Florida (11/14/24)
FT Made	23	vs. Austin Peay (11/8/24)
FT Attempts	30	vs. Austin Peay (11/8/24)
Rebounds	56	vs. Samford (11/22/24)
Assists	23	vs. Samford (11/22/24)
Steals	17	vs. Butler (11/17/24)
		vs. Samford (11/22/24)
Blocks	8	vs. Austin Peay (11/8/24)
Turnovers	21	vs. Butler (11/17/24)
Fouls	17	vs. Lipscomb (11/4/24)
		vs. Samford (11/22/24)

LOWS

Points	62	at South Florida (11/14/24)
FG Made	26	at South Florida (11/14/24)
FG Attempts	57	vs. Butler (11/17/24)
3-Pt FG Made	5	vs. Lipscomb (11/4/24)
3-PT FG Attempts	17	vs. Lipscomb (11/4/24)
		vs. Austin Peay (11/8/24)
FT Made	3	at South Florida (11/14/24)
FT Attempts	8	at South Florida (11/14/24)
Rebounds	33	vs. Butler (11/17/24)
Assists	6	at South Florida (11/14/24)
Steals	8	at South Florida (11/14/24)
Blocks	0	at South Florida (11/14/24)
Turnovers	11	vs. Hampton (11/20/24)
		vs. Samford (11/22/24)
Fouls	11	at South Florida (11/14/24)
		vs. Hampton (11/20/24)



VANDERBILT STATS

BENCH PRODUCTION

Game	VU-OPP	Diff.	Top Bench Scorer
Lipscomb	31-25	+6	Madison Greene, 14
Austin Peay	35-12	+23	Madison Greene, 13
at South Fla.	6-32	-26	Makurat/Mitchell/Moore, 2
Butler	17-18	-1	Aiyana Mitchell, 6
Hampton	33-18	+15	Madison Greene, 11
Samford	43-18	+25	Madison Greene, 16
Total	165-123	+42	Madison Greene, 54
AVG.	27.5-20.5	+7.0	Madison Greene, 13.5 ppg

SPECIALTY STATS

Game	Paint	Off TO	2nd Chance	Fastbreak
Lipscomb	70-22	22-8	23-8	27-3
Austin Peay	42-20	33-10	20-4	24-1
at South Fla.	28-24	19-12	12-7	3-4
Butler	30-20	41-13	10-7	14-7
Hampton	46-28	36-12	19-4	13-6
Samford	60-22	24-3	28-9	26-9
Total	276-136	175-58	112-39	107-30
AVG.	46.0-22.7	29.2-9.7	18.7-6.5	17.8-5.0



2024-25 GAME COMPARISON

Opponent	1st	2nd	3rd	4th	Final	Mar	Total FG	FG Pct	3-Pointers	3FG Pct	Free Throws	FT Pct	Rebs	Mar	Ast	TOver	Block	Steal	Fouls	
Lipscomb	31-15	22-10	28-14	21-11	102-50	+52	43-81/17-61	.531/.279	5-17/6-35	.294/.171	11-14/10-17	.786/.588	54/32	+22	17/6	12/23	1/2	15/2	15/17	
Austin Peay	24-16	28-10	26-4	15-7	93-37	+56	32-71/15-52	.451/.288	6-17/3-14	.353/.214	23-30/4-14	.767/.286	55/28	+27	15/6	12/25	8/2	10/6	27/15	
at South Florida	19-17	15-9	20-11	8-12	62-49	+13	26-68/21-57	.382/.368	7-28/4-18	.250/.222	3-8/3-3	.375/1.000	37/43	-6	6/13	12/23	0/8	8/5	11/14	
Butler	17-8	20-12	22-16	22-16	81-52	+19	29-57/18-47	.509/.383	8-18/8-18	.444/.444	15-19/8-11	.789/.727	33/25	+8	18/12	21/30	2/0	17/12	16/16	
Hampton	23-21	28-7	25-4	18-13	94-45	+49	38-70/18-49	.543/.367	8-25/3-12	.320/.250	10-12/6-8	.833/.750	40/24	+16	22/9	11/24	6/1	11/7	11/15	
Samford	19-21	24-8	23-16	38-14	104-59	+45	42-83/22-56	.506/.393	8-19/11-29	.421/.379	12-20/4-8	.600/.500	56/26	+30	23/16	11/22	3/2	17/8	17/19	
vs. Arizona																				
vs. Cal/Michigan St.																				
Appalachian State																				
at Miami																				
Evansville																				
at Dayton																				
West Georgia																				
Alabama A&M																				
Georgia																				
Kentucky																				
at Ole Miss																				
at LSU																				
Tennessee																				
Arkansas																				
at Alabama																				
at Florida																				
Ole Miss																				
at Texas																				
Mississippi State																				
at Auburn																				
at Oklahoma																				
South Carolina																				
Texas A&M																				
at Missouri																				
SEASON TOTAL	133-98	137-56	144-65	122-73	536-292	+244	210-430/111-322	.488/.345	42-124/35-126	.339/.278	74-103/35-61	.718/.574	275/178	+97	101/62	79/147	20/15	78/44	87/106	
SEASON AVG	22.2-16.3	22.8-9.3	24.0-10.8	20.3-12.2	89.3-48.7	+40.7	35.0-71.7/18.5-53.7		7.0-20.7/5.8-21.0		12.3-17.2/5.8-10.2		45.8/29.7	+16.2	16.8/10.3	13.2/24.5	3.3/2.5	13.0/7.3	17.4/17.7	

SEASON HIGH | SEASON LOW

2024-25 GAME-BY-GAME STATS

Opponent	Date	Score	W/L	Total		3-Pointers		Free throws		Rebounds				Other Stats						
				FG-FGA	PCT	3FG-3FGA	PCT	FT-FTA	PCT	OFF	DEF	TOT	AVG	PF	A	TO	BLK	STL	PTS	AVG
Lipscomb	11/04/2024	102-50	W	43-81	.531	5-17	.294	11-14	.786	22	32	54	54.0	17	17	12	1	15	102	102.0
Austin Peay	11/08/2024	93-37	W	32-71	.451	6-17	.353	23-30	.767	21	34	55	54.5	15	15	12	8	10	93	97.5
at South Fla.	11/14/2024	62-49	W	26-68	.382	7-28	.250	3-8	.375	12	25	37	48.7	11	6	12	0	8	62	85.7
Butler	11/17/2024	81-52	W	29-57	.509	8-18	.444	15-19	.789	13	20	33	44.8	16	18	21	2	17	81	84.5
Hampton	11/20/2024	94-45	W	38-70	.543	8-25	.320	10-12	.833	15	25	40	43.8	11	22	11	6	11	94	86.4
Samford	11/22/2024	104-59	W	42-83	.506	8-19	.421	12-20	.600	27	29	56	45.8	17	23	11	3	17	104	89.3
Total		536		210-430	.488	42-124	.339	74-103	.718	110	165	275	45.8	87	101	79	20	78	536	89.3
Opponents		292		111-322	.345	35-126	.278	35-61	.574	56	122	178	29.7	106	62	147	15	44	292	48.7

Vanderbilt Averages

Games Played	Points/game	FG Pct	3FG Pct	FT Pct	Rebounds/game	Assists/game	Turnovers/game	Assist/Turnover ratio	Steals/game	Blocks/game
6	89.3	48.8	33.9	71.8	45.8	16.8	13.2	1.3	13.0	3.3





THE SHEA RALPH FILE

Head Coach Vanderbilt (2021-Current)

- 57-48 overall record in four seasons at Vanderbilt
- Guided Vanderbilt to its first NCAA Tournament bid since the 2014 NCAA Tournament in 2023-24 and posted the Dores' first NCAA Tournament victory since 2013
- Posted the largest win improvement from one season to next in school history during the 2023-24 season, as Vandy's 23 victories marked an 11-win improvement from 2022-23
- Led Vanderbilt to its first postseason bid since the 2013-14 campaign with an appearance in the 2022 WNIT in her debut season in 2021-22
- Guided Vandy to a school record six SEC road wins in '23-'24
- Five players have earned All-SEC honors under Ralph

Assistant Coach UConn (2008-2021)

- 462-22 in 13 seasons as an assistant coach at UConn
- Won Six NCAA National Championships
- 12 Final Four Appearances
- 16 Conference Titles
- Coached 21 WNBA Draft Picks, 9 top-5 picks, three No. 1 picks

Assistant Coach Pittsburgh (2003-2008)

- 86-66 in five seasons as an assistant coach at Pittsburgh
- 2008 Sweet 16 Appearance
- Two NCAA Tournament Appearances (2007 & 08)
- 2006 WNIT Final Four

Player UConn (1996-2001)

- Drafted by Utah Starzz in 2001 WNBA Draft
- Scored 1,678 career points, Ranks 8th in UConn history
- Won 2000 NCAA National Championship
- 2000 NCAA Women's Final Four MVP
- 2000 Big East Player of the Year
- 2000 All-American
- 2000 Sports Illustrated Women's College Player of the Year
- Honda Award Winner

SHEA RALPH

HEAD COACH
FOURTH SEASON
UConn - '01



Shea Ralph was named the sixth head coach in Vanderbilt women's basketball history on April 13, 2021. The 2024-25 campaign marks her fourth season leading the Commodores.

Ralph orchestrated one of the biggest turn-arounds in program history during the 2023-24 season, as the Commodores went from being projected last in the SEC preseason polls to earning the program's first bid into the NCAA Tournament in 10 seasons.

Vanderbilt went 23-10 in Year 3 under Ralph's direction, as the Commodores made their first appearance in the NCAA Tournament since the 2013-14 campaign. The 23 wins marked an 11-win improvement from a season ago, which is the second-largest win improvement from one season to the next in program history.

The Commodores went out and proved the preseason prognosticators wrong in 2023-24, as Vandy finished sixth in the SEC after being picked 13th in the Preseason SEC Coaches Poll and 14th in the Preseason SEC Media Poll. The Dores went 9-7 in SEC play and won a program-record six road SEC games. The nine SEC wins were the most for Vanderbilt since the 2012-13 campaign. The Commodores earned the No. 6 seed in the 2024 SEC Women's Basketball Tournament, which was the program's highest seed at the SEC Tournament since 2011.

Vanderbilt's at-large bid into the 2024 NCAA



Tournament marked the second time in her three seasons that Ralph has led the Commodores to the postseason.

A total of three Commodores earned All-SEC honors in Year 3 under Ralph. Iyana Moore made her first appearance on the All-SEC second team, while Jordyn Cambridge was named to the All-SEC defensive team for a school-record third time. Khamil Pierre was named to the All-SEC freshman team, making her the third Commodore to earn a spot on the team under Ralph, joining Moore and Sacha Washington. Pierre also was named SEC Freshman of the Week a program record five times during the season.

Vanderbilt's hard-nosed and gritty approach helped the Commodores become one of the elite defensive teams in the SEC, as Vandy ranked third in steals per game at 10.2 steals. The Dores' 315 steals during the 2023-24 campaign are the third-most in a season in program history.

Vanderbilt was hit hard with a plethora of pre-season injuries to begin the 2022-23 campaign. Coach Ralph was able to rally the Commodores and record a second-straight double-digit win season, marking the first time in six years that Vandy has posted back-to-back double-digit win campaigns.

During the 2022-23 campaign, Ralph guided Vanderbilt to a winning record inside Memorial Gymnasium for the 38th time in the last 40 seasons. The Commodores won nine games at Memorial Gym, which included victories over Texas A&M, Arkansas, and Kentucky.

Ralph was key in the development of Cijia Harbison, who transferred into the program for her graduate season and become one of the most prolific scorers in the SEC. Harbison earned second team All-SEC honors after averaging 19.6 points per game and shot 40.6% from the field. The only player in the SEC to score 40 points in a game this season, Harbison had three outings with 30-plus points among the 23 times she has scored in double figures while recording the



highest scoring average of her collegiate career. Harbison has led the Commodores in scoring 16 times, assists on 20 occasions and steals in 15 games. Harbison tied a school record with 41 points and added five steals in a January win over Texas A&M

In her inaugural season, Ralph led Vanderbilt to its first postseason appearance since 2014. The Commodores reached the third round of the Women's National Invitation Tournament, their longest postseason run since 2013. Vanderbilt also recorded its first SEC Tournament victory in six years when it defeated Texas A&M 85-69 on March 2, 2022.



In all, Ralph accrued the third-most wins of any women's basketball coach in a debut season. That included a 63-59 victory against No. 15 Florida in Memorial Gymnasium on Feb. 24, 2022, the program's first win against a ranked opponent since 2020.

Ralph wasted no time helping individual student-athletes realize their full potential. Jordyn Cambridge, Iyana Moore and Sacha Washington earned All-SEC accolades during the 2021-22 campaign. Cambridge recorded the program's first postseason triple-double during the SEC Tournament, while she and Moore contributed to a program-record 17 3-pointers against Alabama State on Dec. 28, 2021.

A seven-time national champion as a student-athlete or coach, Ralph arrived at Vanderbilt after spending the previous 13 seasons as an assistant coach alongside Geno Auriemma at the University of Connecticut. While serving as a coach at her alma mater, Ralph helped guide the Huskies to 12 Final Four appearances and six national championships, including a record four consecutive titles from 2013-16.

Ralph was an instrumental figure in recruiting and player development with the Huskies. She mentored standouts like Paige Bueckers, who in 2020-21 became the first freshman to sweep the major national player-of-the-year awards:

RALPH'S CAREER RECORD

SEASON	TEAM	OVERALL	CONF.	CONF. FINISH	POSTSEASON
1996-97	UConn (Player)	33-1	18-0	1st	Elite Eight
1997-98	UConn (Player)	34-3	17-1	1st	Elite Eight
1998-99	UConn (Player)	29-5	17-1	T-1st	Sweet 16
1999-00	UConn (Player)	36-1	18-0	T-1st	NCAA Champions
2000-01	UConn (Player)	32-3	17-1	1st	Final Four
2003-04	Pittsburgh (AC)	6-20	2-14	13th	--
2004-05	Pittsburgh (AC)	13-15	5-11	10th	--
2005-06	Pittsburgh (AC)	22-11	9-7	T-6th	WNIT Final Four
2006-07	Pittsburgh (AC)	24-9	10-6	T-5th	NCAA 2nd Rd
2007-08	Pittsburgh (AC)	24-11	10-6	T-5th	Sweet 16
2008-09	UConn (AC)	39-0	16-0	1st	NCAA Champions
2009-10	UConn (AC)	39-0	16-0	1st	NCAA Champions
2010-11	UConn (AC)	36-2	16-0	1st	Final Four
2011-12	UConn (AC)	33-5	13-3	T-2nd	Final Four
2012-13	UConn (AC)	35-4	14-2	2nd	NCAA Champions
2013-14	UConn (AC)	40-0	18-0	1st	NCAA Champions
2014-15	UConn (AC)	38-1	18-0	1st	NCAA Champions
2015-16	UConn (AC)	38-0	18-0	1st	NCAA Champions
2016-17	UConn (AC)	36-1	16-0	1st	Final Four
2017-18	UConn (AC)	36-1	16-0	1st	Final Four
2018-19	UConn (AC)	35-3	16-0	1st	Final Four
2019-20	UConn (AC)	29-3	16-0	1st	Tournament Canceled
2020-21	UConn (AC)	28-2	18-0	1st	Final Four
2021-22	Vanderbilt (HC)	16-19	4-12	T-12th	WNIT Sweet 16
2022-23	Vanderbilt (HC)	12-19	3-13	12th	--
2023-24	Vanderbilt (HC)	23-10	9-7	6th	NCAA 1st Rd
2024-25	Vanderbilt (HC)	6-0	0-0	--	--

AT VANDERBILT: 57-48 (.543) - Three Seasons

TOTAL: 772-149 (.838) - 27 Seasons

7- NCAA National Titles ('00, '09, '10, '13, '14, '15, '16)

14 - NCAA Final Fours ('00, '01, '09, '10, '11, '12, '13, '14, '15, '16, '17, '18, '19)

16 - NCAA Elite Eights ('97, '98, '00, '01, '09, '10, '11, '12, '13, '14, '15, '16, '17, '18, '19)

18 - NCAA Sweet 16 Appearances | 16 - Conference Regular Season Championships

the Naismith Trophy, Associated Press Player of the Year, USBWA National Player of the Year, Lieberman Award and Wooden Award.

In all, Ralph worked with 21 WNBA draft picks at UConn, including nine top-five picks and three No. 1 overall selections: Tina Charles, Maya Moore and Breanna Stewart.

Prior to returning to UConn as an assistant, Ralph spent five seasons at the University of Pittsburgh from 2003-08. She was instrumental in a period of unprecedented success, helping the Panthers improve from single-digit victories to at least 22 victories in each of her final three seasons. Pitt also reached the Sweet 16 for the first time in program history in 2008.

As one of the most celebrated student-athletes in women's basketball history, Ralph ranks eighth in UConn's storied record book with 1,678 points. She also ranks among the program's all-time top 10 in career assists (456), steals (252) and field goal percentage (57.9). Ralph graduated from Connecticut in 2001 with a degree in exercise physiology.

In leading UConn to a national championship in 2000, Ralph was named an All-American and Big East Player of the Year. She was selected at the most valuable player in the 2000 NCAA Women's Final Four. She also won the Honda Award, presented to the premier female student-athlete in 12 collegiate sports, and the "Sports Illustrated for Women" Player of the Year.

Ralph was selected by the Utah Starzz in the 2001 WNBA Draft, but was unable to pursue a professional career due to a knee injury.

Ralph and her husband, Tom Garrick, have one daughter, Maysen. Currently a member of the Vanderbilt coaching staff, Garrick served as head coach of the UMass-Lowell women's basketball program from 2018-21 and previously served as a Vanderbilt assistant from 2009-15.





1 MIKAYLA BLAKES

@mikaylablakes
@mikaylablakes
@mikaylablakes

G // 5-8 // Fr. // Somerset, N.J. (Rutgers Prep HS)

SEASON HIGHS

Points // 29, Butler (11/17/24)
FG Made // 9 (3x), Last: Hampton (11/20/24)
FG Attempts // 18 (2x), Last: Butler (11/17/24)
3-Pt Made // 4, Butler (11/17/24)
3-Pt Attempt // 9, Butler (11/17/24)
FT Made // 7, Butler (11/17/24)
FT Attempt // 8, Butler (11/17/24)
Rebounds // 5, Lipscomb (11/4/24)
Assists // 8, Hampton (11/20/24)
Steals // 3 (3x), Last: Hampton (11/20/24)
Blocks // 1 (2x), Last: Samford (11/22/24)
Minutes // 36, Butler (11/17/24)

CAREER HIGHS

Points // 29, Butler (11/17/24)
FG Made // 9 (3x), Last: Hampton (11/20/24)
FG Attempts // 18 (2x), Last: Butler (11/17/24)
3-Pt Made // 4, Butler (11/17/24)
3-Pt Attempt // 9, Butler (11/17/24)
FT Made // 7, Butler (11/17/24)
FT Attempt // 8, Butler (11/17/24)
Rebounds // 5, Lipscomb (11/4/24)
Assists // 8, Hampton (11/20/24)
Steals // 3 (3x), Last: Hampton (11/20/24)
Blocks // 1 (2x), Last: Samford (11/22/24)
Minutes // 36, Butler (11/17/24)

- SEC Freshman of the Week - Nov. 19
- First Dore to score double-digit points in all 6 games to begin her Vandy career since at least 2009-10
- Her 29 pts vs. Butler ties her for the 5th-most points scored by a Vandy freshman
- Had 23 pts, 5 reb, 5 ast, 2 stl in her first collegiate game vs. Lipscomb
- Ranked No. 8 nationally in the Class of 2024 by HoopGurlz/espnW
- Highest-ranked prospect to sign with Vanderbilt under Coach Ralph

SUPERLATIVES	24-25 CAREER	SUPERLATIVES	24-25 CAREER
10+ POINTS	6	3+ STEALS	3
15+ POINTS	5	2+ BLOCKS	--
20+ POINTS	3	DOUBLE-DOUBLES	--
30+ POINTS	--	LED VANDY IN PTS	3
MADE 3+ 3-PT FG	1	LED VANDY IN REB	--
10+ REBS	--	LED VANDY IN AST	2
3+ ASSISTS	3	LED VANDY IN STL	2
		LED VANDY IN BLK	1

GAME-BY-GAME

DATE	OPPONENT	GS	MIN	FGM/A	FG%	3FG/A	3P%	FTM/A	FG%	OFF	DEF	TOT	AVG	PF	AST	T/O	BLK	STL	PTS	AVG	
11.4.24	LIPSCOMB	*	25:31	9-18	.500	2-7	.286	3-3	1.000	2	3	5	5.0	2	5	0	0	2	23	23.0	
11.8.24	AUSTIN PEAY	*	15:31	5-8	.625	2-4	.500	4-5	.800	2	1	3	4.0	1	1	2	1	3	16	19.5	
11.14.24	AT SOUTH FLORIDA	*	31:24	6-14	.429	2-8	.250	2-4	.500	0	2	2	3.3	1	1	5	0	2	16	18.3	
11.17.24	BUTLER	*	35:34	9-18	.500	4-9	.444	7-8	.875	1	1	2	3.0	3	2	3	0	3	29	21.0	
11.20.24	HAMPTON	*	29:14	9-14	.643	1-5	.200	3-5	.600	1	2	3	3.0	2	8	3	0	3	22	21.2	
11.22.24	SAMFORD	*	23:12	5-12	.417	2-5	.400	2-2	1.000	1	2	3	3.0	2	5	3	1	2	14	20.0	
11.26.24	VS. ARIZONA																				
11.27.24	VS. CAL/MICH. ST.																				
12.4.24	APPALACHIAN ST.																				
12.14.24	EVANSVILLE																				
12.19.24	AT DAYTON																				
12.21.24	WEST GEORGIA																				
12.29.24	ALABAMA A&M																				
1.2.25	GEORGIA																				
1.5.25	KENTUCKY																				
1.9.25	AT OLE MISS																				
1.13.25	AT LSU																				
1.19.25	TENNESSEE																				
1.23.25	ARKANSAS																				
1.26.25	AT ALABAMA																				
1.30.25	AT FLORIDA																				
2.2.25	OLE MISS																				
2.6.25	AT TEXAS																				
2.13.25	MISSISSIPPI STATE																				
2.16.25	AT AUBURN																				
2.20.25	AT OKLAHOMA																				
2.23.25	SOUTH CAROLINA																				
2.27.25	TEXAS A&M																				
3.2.25	AT MISSOURI																				
TOTAL			6	160:25	43-84	.512	13-38	.342	21-27	.778	7	11	18	3.0	11	22	16	2	15	120	20.0

CAREER STATS

YEAR	GP	GS	MIN	AVG	FG	FGA	PCT	3FG	3FGA	3PCT	FT	FTA	PCT	OFF	DEF	TOT	AVG	PF	FO	AST	TO	BLK	STL	PTS	AVG
2024-25	6	6	160	26.7	43	84	.512	13	38	.342	21	27	.778	7	11	18	3.0	11	0	22	16	2	15	120	20.0
CAREER	6	6	160	26.7	43	84	.512	13	38	.342	21	27	.778	7	11	18	3.0	11	0	22	16	2	15	120	20.0





2 JADA BROWN

@_jadabrown
 @brownjadaa
 @jadabrown_

G // 5-8 // Jr. // Bentonville, Ark. (Bentonville HS)

SEASON HIGHS

Points // 4, Lipscomb (11/4/24)
FG Made // 1, Lipscomb (11/4/24)
FG Attempts // 2, Lipscomb (11/4/24)
3-Pt Made // --
3-Pt Attempt // 1, Austin Peay (11/8/24)
FT Made // 2, Lipscomb (11/4/24)
FT Attempt // 2, Lipscomb (11/4/24)
Rebounds // 2 (2x), Hampton (11/20/24)
Assists // 1 (2x), Butler (11/17/24)
Steals // 2, Austin Peay (11/8/24)
Blocks // --
Minutes // 13, Lipscomb (11/4/24)

CAREER HIGHS

Points // 12, vs. NC State (11/24/22)
FG Made // 4, vs. NC State (11/24/22)
FG Attempts // 12, Samford (11/10/22)
3-Pt Made // 4, vs. NC State (11/24/22)
3-Pt Attempt // 8, at LSU (01/01/23)
FT Made // 2 (2x), Last: at Texas A&M (02/15/24)
FT Attempt // 2 (4x), Last: at Texas A&M (02/15/24)
Rebounds // 4 (4x), Last Radford (12/31/23)
Assists // 5, Tarleton State (11/15/22)
Steals // 2 (4x), Last: Austin Peay (11/8/24)
Blocks // 1 (2x), Last: Florida (01/22/23)
Minutes // 42, Lipscomb (12/18/22)

- Scored 4 pts in 13 min. vs. Lipscomb in the 2024-25 season opener
- Played in 54 career games with 22 starts at Vanderbilt
- Scored career-best 12 pts vs. NC State after 4-of-4 from 3-pt range on 11.24.22
- SEC Winter Academic Honor Roll ('24)
- Majoring in Human & Organizational Development

SUPERLATIVES

SUPERLATIVES	24-25 CAREER
10+ POINTS	-- 2
15+ POINTS	-- --
20+ POINTS	-- --
30+ POINTS	-- --
MADE 3+ 3-PT FG	-- 3
10+ REBS	-- --
3+ ASSISTS	-- 1

SUPERLATIVES

SUPERLATIVES	24-25 CAREER
3+ STEALS	-- --
2+ BLOCKS	-- --
DOUBLE-DOUBLES	-- --
LED VANDY IN PTS	-- --
LED VANDY IN REB	-- --
LED VANDY IN AST	-- 1
LED VANDY IN STL	-- --
LED VANDY IN BLK	-- --

GAME-BY-GAME

DATE	OPPONENT	GS	MIN	FGM/A	FG%	3FG/A	3P%	FTM/A	FG%	OFF	DEF	TOT	AVG	PF	AST	T/O	BLK	STL	PTS	AVG
11.4.24	LIPSCOMB		12:44	1-2	.500	0-0	.000	2-2	1.000	1	0	1	1.0	3	0	0	0	0	4	4.0
11.8.24	AUSTIN PEAY		08:06	0-1	.000	0-1	.000	0-0	.000	1	1	2	1.5	2	1	0	0	2	0	2.0
11.14.24	AT SOUTH FLORIDA		01:49	0-0	.000	0-0	.000	0-0	.000	0	0	0	1.0	0	0	0	0	0	0	1.3
11.17.24	BUTLER		03:55	0-1	.000	0-0	.000	0-0	.000	1	0	1	1.0	0	1	0	0	0	0	1.0
11.20.24	HAMPTON		03:57	0-0	.000	0-0	.000	0-0	.000	1	1	2	1.2	0	0	1	0	0	0	0.8
11.22.24	SAMFORD		02:55	0-0	.000	0-0	.000	0-0	.000	0	0	0	1.0	1	0	0	0	0	0	0.7
11.26.24	VS. ARIZONA																			
11.27.24	VS. CAL/MICH. ST.																			
12.4.24	APPALACHIAN ST.																			
12.14.24	EVANSVILLE																			
12.19.24	AT DAYTON																			
12.21.24	WEST GEORGIA																			
12.29.24	ALABAMA A&M																			
1.2.25	GEORGIA																			
1.5.25	KENTUCKY																			
1.9.25	AT OLE MISS																			
1.13.25	AT LSU																			
1.19.25	TENNESSEE																			
1.23.25	ARKANSAS																			
1.26.25	AT ALABAMA																			
1.30.25	AT FLORIDA																			
2.2.25	OLE MISS																			
2.6.25	AT TEXAS																			
2.13.25	MISSISSIPPI STATE																			
2.16.25	AT AUBURN																			
2.20.25	AT OKLAHOMA																			
2.23.25	SOUTH CAROLINA																			
2.27.25	TEXAS A&M																			
3.2.25	AT MISSOURI																			
TOTAL		0	33:26	1-4	.250	0-1	.000	2-2	1.000	4	2	6	1.0	6	2	1	0	2	4	0.7

CAREER STATS

YEAR	GP	GS	MIN	AVG	FG	FGA	PCT	3FG	3FGA	3PCT	FT	FTA	PCT	OFF	DEF	TOT	AVG	PF	FO	AST	TO	BLK	STL	PTS	AVG
2022-23	30	22	637	21.3	44	150	.293	32	105	.305	12	14	.857	13	19	32	1.1	35	0	24	44	1	14	132	4.4
2023-24	18	0	123	6.8	3	19	.158	2	15	.133	4	6	.667	2	9	11	0.6	12	0	7	6	0	2	12	0.7
2024-25	6	0	33	5.6	1	4	.250	0	1	.000	2	2	1.000	4	2	6	1.0	6	0	2	1	0	2	4	0.7
CAREER	55	22	798	14.5	48	174	.276	34	122	.279	18	22	.818	19	30	49	0.9	53	0	33	51	1	18	148	2.7





4 MADISON GREENE

@mad1son_O4

@Mad1son_O4

G // 5-6 // So. // Columbus, Ohio (Pickerington Central HS)

SEASON HIGHS

Points // 16, Samford (11/22/24)
 FG Made // 7, Samford (11/22/24)
 FG Attempts // 10 (2x), Last: Austin Peay (11/8/24)
 3-Pt Made // 5, at South Florida (11/14/24)
 3-Pt Attempt // 8, at South Florida (11/14/24)
 FT Made // 6, Austin Peay (11/8/24)
 FT Attempt // 6, Austin Peay (11/8/24)
 Rebounds // 5, Lipscomb (11/4/24)
 Assists // 6, Samford (11/22/24)
 Steals // 6, Lipscomb (11/4/24)
 Blocks // 1, Austin Peay (11/8/24)
 Minutes // 37, at South Florida (11/14/24)

CAREER HIGHS

Points // 17, Louisiana Tech (12/03/23)
 FG Made // 7, Samford (11/22/24)
 FG Attempts // 13, Louisiana Tech (12/03/23)
 3-Pt Made // 5, at South Florida (11/14/24)
 3-Pt Attempt // 8, at South Florida (11/14/24)
 FT Made // 6, Austin Peay (11/8/24)
 FT Attempt // 6, Austin Peay (11/8/24)
 Rebounds // 5, Lipscomb (11/4/24)
 Assists // 6, Samford (11/22/24)
 Steals // 6, Lipscomb (11/4/24)
 Blocks // 1, Austin Peay (11/8/24)
 Minutes // 37, at South Florida (11/14/24)

- Leads the team in points off the bench at 13.5 ppg
- Made her first career start at South Fla. (11/14) and scored a season-high 15 points with a career-best 5 3-pt FG made
- Scored 14 pts and set career-highs in FGM (6), Reb (5), Ast (4), Stl (6), and vs. Lipscomb in the season opener
- Scored a career-high 17 points vs. Louisiana Tech on 12.03.23
- Majoring in Medicine, Health & Society

	SUPERLATIVES	24-25 CAREER		SUPERLATIVES	24-25 CAREER	
10+ POINTS	5	5	8	3+ STEALS	2	3
15+ POINTS	2	3		2+ BLOCKS	--	--
20+ POINTS	--	--		DOUBLE-DOUBLES	--	--
30+ POINTS	--	--		LED VANDY IN PTS	--	--
MADE 3+ 3-PT FG	1	2		LED VANDY IN REB	--	--
10+ REBS	--	--		LED VANDY IN AST	1	1
3+ ASSISTS	3	4		LED VANDY IN STL	1	1
				LED VANDY IN BLK	--	--

GAME-BY-GAME

DATE	OPPONENT	GS	MIN	FGM/A	FG%	3FG/A	3P%	FTM/A	FG%	OFF	DEF	TOT	AVG	PF	AST	T/O	BLK	STL	PTS	AVG
11.4.24	LIPSCOMB		28:25	6-10	.600	0-1	.000	2-2	1.000	0	5	5	5.0	2	4	4	0	6	14	14.0
11.8.24	AUSTIN PEAY		30:15	3-10	.300	1-1	1.000	6-6	1.000	1	3	4	4.5	2	3	2	1	2	13	13.5
11.14.24	AT SOUTH FLORIDA *		37:10	5-9	.556	5-8	.625	0-0	.000	2	2	4	4.3	1	1	3	0	1	15	14.0
11.17.24	BUTLER	*	20:20	0-2	.000	0-2	.000	0-0	.000	0	2	2	3.8	3	1	5	0	3	0	10.5
11.20.24	HAMPTON		22:50	4-6	.667	1-2	.500	2-2	1.000	0	2	2	3.4	3	1	1	0	1	11	10.6
11.22.24	SAMFORD		27:01	7-9	.778	0-0	.000	2-2	1.000	1	3	4	3.5	3	6	2	0	1	16	11.5
11.26.24	VS. ARIZONA																			
11.27.24	VS. CAL/MICH. ST.																			
12.4.24	APPALACHIAN ST.																			
12.14.24	EVANSVILLE																			
12.19.24	AT DAYTON																			
12.21.24	WEST GEORGIA																			
12.29.24	ALABAMA A&M																			
1.2.25	GEORGIA																			
1.5.25	KENTUCKY																			
1.9.25	AT OLE MISS																			
1.13.25	AT LSU																			
1.19.25	TENNESSEE																			
1.23.25	ARKANSAS																			
1.26.25	AT ALABAMA																			
1.30.25	AT FLORIDA																			
2.2.25	OLE MISS																			
2.6.25	AT TEXAS																			
2.13.25	MISSISSIPPI STATE																			
2.16.25	AT AUBURN																			
2.20.25	AT OKLAHOMA																			
2.23.25	SOUTH CAROLINA																			
2.27.25	TEXAS A&M																			
3.2.25	AT MISSOURI																			
TOTAL		2	139:00	18-37	.486	7-14	.500	10-10	1.000	3	14	17	3.4	11	10	15	1	13	53	10.6

CAREER STATS

YEAR	GP	GS	MIN	AVG	FG	FGA	PCT	3FG	3FGA	3PCT	FT	FTA	PCT	OFF	DEF	TOT	AVG	PF	FO	AST	TO	BLK	STL	PTS	AVG
2023-24	11	0	217	19.7	31	73	.425	10	28	.357	4	6	.667	5	11	16	1.5	22	0	13	14	0	15	76	6.9
2024-25	6	2	166	27.7	25	46	.543	7	14	.500	12	12	1.000	4	17	21	3.5	14	0	16	17	1	14	69	11.5
CAREER	17	2	383	22.5	56	119	.471	17	42	.405	16	18	.889	9	28	37	2.2	36	0	29	31	1	29	145	8.5





5 LEILANI KAPINUS

@leilani_kapinus
@leilani_kapinus
@leilani_kapinus

G // 5-10 // Gr. // Madison, Wis. (Penn State)

SEASON HIGHS

Points // 11, Samford (11/22/24)
FG Made // 4, Samford (11/22/24)
FG Attempts // 9, Samford (11/22/24)
3-Pt Made // 1 (2x), Last: Samford (11/22/24)
3-Pt Attempt // 4, Samford (11/22/24)
FT Made // 2 (2x), Last: Samford (11/22/24)
FT Attempt // 4, Samford (11/22/24)
Rebounds // 10, Samford (11/22/24)
Assists // 6, Samford (11/22/24)
Steals // 4, Samford (11/22/24)
Blocks // 2, Austin Peay (11/8/24)
Minutes // 26, Samford (11/22/24)

CAREER HIGHS

Points // 25, vs. Saint Francis (Pa.) (12/17/23)
FG Made // 10, Navy (11/10/23)
FG Attempts // 18, at Rutgers (02/13/22)
3-Pt Made // 3 (2x), Last: vs. Iowa (03/08/24)
3-Pt Attempt // 6, vs. Iowa (03/08/24)
FT Made // 9, vs. Rutgers (03/02/22)
FT Attempt // 12, at Iowa (01/14/23)
Rebounds // 15, George Mason (03/21/24)
Assists // 6 (2x), Last: Samford (11/22/24)
Steals // 9, Fairfield (11/11/22)
Blocks // 5, vs. Mississippi State (03/28/24)
Minutes // 41, at Rutgers (01/26/23)

- Posted a double-double vs. Samford with a season-best 11 pts and 10 rebs
- Made her Vanderbilt debut on Nov. 8 vs. Austin Peay and scored 7 pts
- Comes to Vanderbilt after a being a three-year starter at Penn State
- Scored 1,029 points, pulled down 610 rebounds, and dished out 210 assists in three seasons with the Nittany Lions
- Ranks ninth in Penn State history in steals per game (2.4) and blocks per game (1.1)

SUPERLATIVES		24-25 CAREER		SUPERLATIVES		24-25 CAREER	
10+ POINTS	1	--	60	3+ STEALS	2	39	
15+ POINTS	--	--	24	2+ BLOCKS	1	28	
20+ POINTS	--	--	6	DOUBLE-DOUBLES	--	12	
30+ POINTS	--	--	--	LED VANDY IN PTS	--	--	
MADE 3+ 3-PT FG	--	--	2	LED VANDY IN REB	--	--	
10+ REBS	1	--	15	LED VANDY IN AST	1	1	
3+ ASSISTS	2	--	43	LED VANDY IN STL	1	1	
				LED VANDY IN BLK	2	2	

GAME-BY-GAME

DATE	OPPONENT	GS	MIN	FGM/A	FG%	3FG/A	3P%	FTM/A	FG%	OFF	DEF	TOT	AVG	PF	AST	T/O	BLK	STL	PTS	AVG	
11.4.24	LIPSCOMB																				
11.8.24	AUSTIN PEAY		21:15	3-8	.375	0-1	.000	1-1	1.000	2	4	6	6.0	1	1	2	2	1	7	7.0	
11.14.24	AT SOUTH FLORIDA		10:59	0-2	.000	0-1	.000	0-0	.000	0	0	0	3.0	2	0	1	0	0	0	3.5	
11.17.24	BUTLER		19:58	2-3	.667	0-0	.000	0-0	.000	0	0	0	2.0	1	2	2	1	3	4	3.7	
11.20.24	HAMPTON		17:23	3-4	.750	1-1	1.000	2-2	1.000	2	0	2	2.0	2	5	1	0	2	9	5.0	
11.22.24	SAMFORD		25:43	4-9	.444	1-4	.250	2-4	.500	7	3	10	3.6	2	6	1	1	4	11	6.2	
11.26.24	VS. ARIZONA																				
11.27.24	VS. CAL/MICH. ST.																				
12.4.24	APPALACHIAN ST.																				
12.14.24	EVANSVILLE																				
12.19.24	AT DAYTON																				
12.21.24	WEST GEORGIA																				
12.29.24	ALABAMA A&M																				
1.2.25	GEORGIA																				
1.5.25	KENTUCKY																				
1.9.25	AT OLE MISS																				
1.13.25	AT LSU																				
1.19.25	TENNESSEE																				
1.23.25	ARKANSAS																				
1.26.25	AT ALABAMA																				
1.30.25	AT FLORIDA																				
2.2.25	OLE MISS																				
2.6.25	AT TEXAS																				
2.13.25	MISSISSIPPI STATE																				
2.16.25	AT AUBURN																				
2.20.25	AT OKLAHOMA																				
2.23.25	SOUTH CAROLINA																				
2.27.25	TEXAS A&M																				
3.2.25	AT MISSOURI																				
TOTAL		0	95:19	12-26	.462	2-7	.286	5-7	.714	11	7	18	3.6	8	14	7	4	10	31	6.2	

CAREER STATS

YEAR	GP	GS	MIN	AVG	FG	FGA	PCT	3FG	3FGA	3PCT	FT	FTA	PCT	OFF	DEF	TOT	AVG	PF	FO	AST	TO	BLK	STL	PTS	AVG
2020-21*														MISSED SEASON DUE TO INJURY											
2021-22*	29	29	746	25.7	104	242	.430	13	56	.232	57	85	.671	45	120	165	5.7	85	2	46	74	33	59	278	9.6
2022-22*	31	31	930	30.0	126	288	.438	10	54	.185	86	129	.667	53	155	208	6.7	98	7	90	111	31	97	348	11.2
2023-24*	35	34	921	26.3	156	269	.580	25	61	.410	66	103	.641	43	194	237	6.8	105	6	74	89	45	72	403	11.5
2024-25	5	0	95	19.1	12	26	.462	2	7	.286	5	7	.714	11	7	18	3.6	8	0	14	7	4	10	31	6.2
VANDY	5	0	95	19.1	12	26	.462	2	7	.286	5	7	.714	11	7	18	3.6	8	0	14	7	4	10	31	6.2
CAREER	100	94	2693	26.9	398	825	.482	50	178	.281	214	324	.660	152	476	628	6.3	296	15	224	281	113	238	1060	10.6

* at Penn State





10 JANE NWABA

@jane11nwaba
 @jane11nwaba
 @janenwaba

G // 5-10 // Gr. // Carson, Calif. (Pepperdine)

SEASON HIGHS

Points // 9 (2x), Last: Butler (11/17/24)
 FG Made // 4, Austin Peay (11/8/24)
 FG Attempts // 10, Austin Peay (11/8/24)
 3-Pt Made // 3, Butler (11/17/24)
 3-Pt Attempt // 3, Butler (11/17/24)
 FT Made // 2 (2x), Samford (11/22/24)
 FT Attempt // 3, Samford (11/22/24)
 Rebounds // 6, Lipscomb (11/4/24)
 Assists // 3, Lipscomb (11/4/24)
 Steals // 2, Austin Peay (11/8/24)
 Blocks // 3, Hampton (11/20/24)
 Minutes // 26, Butler (11/17/24)

CAREER HIGHS

Points // 22, San Francisco (02/01/24)
 FG Made // 8, San Francisco (02/01/24)
 FG Attempts // 18, Pacific (02/22/24)
 3-Pt Made // 3 (2x), Last: Butler (11/17/24)
 3-Pt Attempt // 7, at Saint Mary's (01/07/23)
 FT Made // 8, Gonzaga (12/29/22)
 FT Attempt // 12, Cal State LA (12/29/23)
 Rebounds // 12 (3x), Last: at LMU (01/27/24)
 Assists // 8, at San Francisco (02/01/24)
 Steals // 4, Cal State LA (12/29/23)
 Blocks // 3, Hampton (11/20/24)
 Minutes // 40 (2x), Last: Gonzaga (02/24/24)

- Scored a season-high 9 pts vs. Austin Peay (Nov. 8) and Butler (Nov. 17)
- Played four seasons at Pepperdine
- All-WCC Honorable Mention ('24)
- Collected 11 career double-doubles, with nine coming during '23-24
- Averaged 10.0 pts, 6.9 reb, 2.6 ast, & 1.1 stl over the last two seasons
- 19 double-digit scoring games in '23-24 led the Waves
- Appeared in 108 collegiate games with 66 starts

SUPERLATIVES	24-25 CAREER	SUPERLATIVES	24-25 CAREER
10+ POINTS	-- 36	3+ STEALS	-- 8
15+ POINTS	-- 9	2+ BLOCKS	2 10
20+ POINTS	-- 1	DOUBLE-DOUBLES	-- 11
30+ POINTS	-- --	LED VANDY IN PTS	-- --
MADE 3+ 3-PT FG	1 2	LED VANDY IN REB	-- --
10+ REBS	-- 14	LED VANDY IN AST	-- --
3+ ASSISTS	1 31	LED VANDY IN STL	-- --
		LED VANDY IN BLK	2 2

GAME-BY-GAME

DATE	OPPONENT	GS	MIN	FGM/A	FG%	3FG/A	3P%	FTM/A	FG%	OFF	DEF	TOT	AVG	PF	AST	T/O	BLK	STL	PTS	AVG	
11.4.24	LIPSCOMB	*	22:39	3-4	.750	0-0	.000	0-0	.000	1	5	6	6.0	2	3	1	0	1	6	6.0	
11.8.24	AUSTIN PEAY	*	20:30	4-10	.400	0-2	.000	1-1	1.000	3	0	3	4.5	1	2	0	2	2	9	7.5	
11.14.24	AT SOUTH FLORIDA	*	22:54	2-7	.286	0-2	.000	0-0	.000	0	3	3	4.0	1	1	1	0	1	4	6.3	
11.17.24	BUTLER	*	25:51	3-4	.750	3-3	1.000	0-0	.000	2	2	4	4.0	2	1	2	1	1	9	7.0	
11.20.24	HAMPTON	*	15:51	3-5	.600	0-2	.000	2-2	1.000	0	1	1	3.4	0	1	2	3	1	8	7.2	
11.22.24	SAMFORD	*	13:59	3-5	.600	0-0	.000	2-3	.667	2	1	3	3.3	1	0	0	0	1	8	7.3	
11.26.24	VS. ARIZONA																				
11.27.24	VS. CAL/MICH. ST.																				
12.4.24	APPALACHIAN ST.																				
12.14.24	EVANSVILLE																				
12.19.24	AT DAYTON																				
12.21.24	WEST GEORGIA																				
12.29.24	ALABAMA A&M																				
1.2.25	GEORGIA																				
1.5.25	KENTUCKY																				
1.9.25	AT OLE MISS																				
1.13.25	AT LSU																				
1.19.25	TENNESSEE																				
1.23.25	ARKANSAS																				
1.26.25	AT ALABAMA																				
1.30.25	AT FLORIDA																				
2.2.25	OLE MISS																				
2.6.25	AT TEXAS																				
2.13.25	MISSISSIPPI STATE																				
2.16.25	AT AUBURN																				
2.20.25	AT OKLAHOMA																				
2.23.25	SOUTH CAROLINA																				
2.27.25	TEXAS A&M																				
3.2.25	AT MISSOURI																				
TOTAL			6	121:43	18-35	.514	3-9	.333	5-6	.833	8	12	20	3.3	7	8	6	6	7	44	7.3

CAREER STATS

YEAR	GP	GS	MIN	AVG	FG	FGA	PCT	3FG	3FGA	3PCT	FT	FTA	PCT	OFF	DEF	TOT	AVG	PF	FO	AST	TO	BLK	STL	PTS	AVG
2020-21*	23	1	335	14.6	35	76	.461	0	3	.000	10	25	.400	35	42	77	3.3	27	0	12	24	5	19	80	3.5
2021-22*	23	4	364	15.8	45	100	.450	5	24	.208	17	23	.739	26	51	77	3.3	51	4	21	27	10	16	112	4.9
2022-22*	29	29	920	31.7	95	244	.389	18	69	.261	61	94	.649	79	98	177	6.1	76	2	70	65	10	28	269	9.3
2023-24*	30	30	930	31.0	131	314	.417	12	54	.222	47	84	.560	79	149	228	7.6	74	1	84	122	19	39	321	10.7
2024-25	6	6	122	20.3	18	35	.514	3	9	.333	5	6	.833	8	12	20	3.3	7	0	8	6	6	7	44	7.3
VANDY	6	6	122	20.3	18	35	.514	3	9	.333	5	6	.833	8	12	20	3.3	7	0	8	6	6	7	44	7.3
CAREER	111	70	2671	24.1	324	769	.421	38	159	.239	140	232	.603	227	352	579	5.2	235	7	195	244	50	109	826	7.4

* at Pepperdine



11 JORDYN OLIVER

@jordynoliver11
 @jordynoliver11
 @jordynoliver11

G // 5-10 // Gr. // Prosper, Texas (Baylor • Duke)

SEASON HIGHS

Points // 7, Samford (11/22/24)
 FG Made // 3, Samford (11/22/24)
 FG Attempts // 10, Samford (11/22/24)
 3-Pt Made // --
 3-Pt Attempt // --
 FT Made // 2, Austin Peay (11/8/24)
 FT Attempt // 2 (2x), Samford (11/22/24)
 Rebounds // 7 (3x), Samford (11/22/24)
 Assists // 6, Butler (11/17/24)
 Steals // 2 (2x), Last: Butler (11/17/24)
 Blocks // --
 Minutes // 32, Butler (11/17/24)

CAREER HIGHS

Points // 15 (2x), Last: Western Kentucky (11/15/23)
 FG Made // 7, Western Kentucky (11/15/23)
 FG Attempts // 11, vs. Jackson State (03/21/21)
 3-Pt Made // 1 (3x), Last: Northern Iowa (11/25/23)
 3-Pt Attempt // 2 (2x), Last: at Kansas (01/15/20)
 FT Made // 4, Grambling State (11/08/19)
 FT Attempt // 6, Grambling State (11/08/19)
 Rebounds // 11 (2x), Last: Northern Iowa (11/25/23)
 Assists // 10, Northwestern State (12/18/20)
 Steals // 4 (2x), Last: at Mississippi State (01/04/24)
 Blocks // 3, TCU (01/26/21)
 Minutes // 34 (2x), Last: Dayton (12/30/23)

- Dished out three or more assists in each of her last four games
- Started a career-high 23 games in her first season at Vanderbilt
- Appeared in 119 collegiate games with 39 starts
- Shot 70% from the field or better in 10 games in '23-24
- Played two years at Baylor ('19-21) then one season at Duke ('22-23)
- ESPN 5-Star Recruit & McDonald's All-American ('19)
- SEC First-Year Academic Honor Roll ('24)

SUPERLATIVES	24-25 CAREER	SUPERLATIVES	24-25 CAREER
10+ POINTS	-- 10	3+ STEALS	-- 6
15+ POINTS	-- 2	2+ BLOCKS	-- 3
20+ POINTS	-- --	DOUBLE-DOUBLES	-- 3
30+ POINTS	-- --	LED VANDY IN PTS	-- 2
MADE 3+ 3-PT FG	-- --	LED VANDY IN REB	1 6
10+ REBS	-- 3	LED VANDY IN AST	2 12
3+ ASSISTS	4 47	LED VANDY IN STL	1 6
		LED VANDY IN BLK	-- 5

GAME-BY-GAME

DATE	OPPONENT	GS	MIN	FGM/A	FG%	3FG/A	3P%	FTM/A	FG%	OFF	DEF	TOT	AVG	PF	AST	T/O	BLK	STL	PTS	AVG
11.4.24	LIPSCOMB	*	19:02	1-2	.500	0-0	.000	0-0	.000	3	1	4	4.0	1	2	2	0	0	2	2.0
11.8.24	AUSTIN PEAY	*	23:00	1-4	.250	0-0	.000	2-2	1.000	2	5	7	5.5	1	2	1	0	0	4	3.0
11.14.24	AT SOUTH FLORIDA	*	29:24	2-7	.286	0-0	.000	0-0	.000	4	3	7	6.0	1	3	1	0	2	4	3.3
11.17.24	BUTLER	*	32:48	1-3	.333	0-0	.000	0-0	.000	1	2	3	5.3	2	6	1	0	2	2	3.0
11.20.24	HAMPTON	*	18:18	2-4	.500	0-0	.000	0-0	.000	2	1	3	4.8	0	3	1	0	0	4	3.2
11.22.24	SAMFORD	*	24:30	3-10	.300	0-0	.000	1-2	.500	3	4	7	5.2	1	3	0	0	1	7	3.8
11.26.24	VS. ARIZONA																			
11.27.24	VS. CAL/MICH. ST.																			
12.4.24	APPALACHIAN ST.																			
12.14.24	EVANSVILLE																			
12.19.24	AT DAYTON																			
12.21.24	WEST GEORGIA																			
12.29.24	ALABAMA A&M																			
1.2.25	GEORGIA																			
1.5.25	KENTUCKY																			
1.9.25	AT OLE MISS																			
1.13.25	AT LSU																			
1.19.25	TENNESSEE																			
1.23.25	ARKANSAS																			
1.26.25	AT ALABAMA																			
1.30.25	AT FLORIDA																			
2.2.25	OLE MISS																			
2.6.25	AT TEXAS																			
2.13.25	MISSISSIPPI STATE																			
2.16.25	AT AUBURN																			
2.20.25	AT OKLAHOMA																			
2.23.25	SOUTH CAROLINA																			
2.27.25	TEXAS A&M																			
3.2.25	AT MISSOURI																			
TOTAL		6	147:01	10-30	.333	0-0	.000	3-4	.750	15	16	31	5.2	6	19	6	0	5	23	3.8

CAREER STATS

YEAR	GP	GS	MIN	AVG	FG	FGA	PCT	3FG	3FGA	3PCT	FT	FTA	PCT	OFF	DEF	TOT	AVG	PF	FO	AST	TO	BLK	STL	PTS	AVG
2019-20*	23	0	220	9.6	25	62	.403	2	9	.222	13	31	.419	5	33	38	1.7	19	0	54	26	9	9	65	2.8
2020-21*	25	3	279	11.2	42	80	.525	0	0	.000	16	27	.593	25	37	62	2.5	19	0	50	19	8	19	100	4.0
2021-22^																									
2022-23^	33	7	571	17.3	56	121	.463	0	2	.000	12	32	.375	27	89	116	3.5	28	0	63	38	9	31	124	3.8
2023-24	32	23	852	26.6	76	131	.580	1	2	.500	16	26	.615	58	100	158	4.9	42	0	92	47	9	33	169	5.3
2024-25	6	6	147	24.5	10	30	.333	0	0	.000	3	4	.750	15	16	31	5.2	6	0	19	6	0	5	23	3.8
VANDY	38	29	999	26.3	86	161	.534	1	2	.500	19	30	.633	73	116	189	5.0	48	0	111	53	9	38	192	5.1
CAREER	119	39	2070	17.4	209	424	.493	3	13	.231	60	120	.500	130	275	405	3.4	114	0	278	136	35	97	481	4.0

*at Baylor ^at Duke





12 KHAMIL PIERRE

@khamil.Pierre

@KhamilPierre

F // 6-2 // So. // Phoenix, Ariz. (Perry HS)

SEASON HIGHS

Points // 25, Lipscomb (11/4/24)
 FG Made // 12, Lipscomb (11/4/24)
 FG Attempts // 17, Lipscomb (11/4/24)
 3-Pt Made // --
 3-Pt Attempt // 1 (2x), Last: Butler (11/17/24)
 FT Made // 6, Butler (11/17/24)
 FT Attempt // 8, Butler (11/17/24)
 Rebounds // 14, Lipscomb (11/4/24)
 Assists // 3, Butler (11/17/24)
 Steals // 5, Lipscomb (11/4/24)
 Blocks // --
 Minutes // 28, at South Florida (11/14/24)

CAREER HIGHS

Points // 28, at Georgia (02/11/24)
 FG Made // 12 (2x), Last: Lipscomb (11/4/24)
 FG Attempts // 17, Lipscomb (11/4/24)
 3-Pt Made // 1 (2x), Last: at Texas A&M (02/15/24)
 3-Pt Attempt // 1 (11x), Last: Butler (11/17/24)
 FT Made // 9, LSU (02/08/24)
 FT Attempt // 10, LSU (02/08/24)
 Rebounds // 15, vs. Florida (03/07/24)
 Assists // 3 (2x), Last: Radford (12/31/23)
 Steals // 5, Lipscomb (11/4/24)
 Blocks // 2 (4x), Last: vs. Florida (03/07/24)
 Minutes // 34 (2x), Last: vs. Florida (03/07/24)

- Ranks first in NCAA Division I in double-doubles with five
- Comes into Tuesday on a nine-game double-digit scoring streak
- One of seven NCAA Division I players to average over 19.0 ppg & 11.0 rpg
- Leads the team in rebounds (11.0 rpg) and is second in scoring (19.2 ppg)
- SEC Freshman of the Week Program Record Five Times in '23-24
- Made 11 starts as a true freshman & started the last 10 games of '23-24
- All-SEC Freshman Team ('24)

SUPERLATIVES		24-25 CAREER		SUPERLATIVES		24-25 CAREER	
10+ POINTS	6	20	3+ STEALS	4	8		
15+ POINTS	5	10	2+ BLOCKS	--	4		
20+ POINTS	3	4	DOUBLE-DOUBLES	5	9		
30+ POINTS	--	--	LED VANDY IN PTS	3	7		
MADE 3+ 3-PT FG	--	--	LED VANDY IN REB	6	14		
10+ REBS	5	9	LED VANDY IN AST	--	--		
3+ ASSISTS	1	3	LED VANDY IN STL	3	6		
			LED VANDY IN BLK	--	7		

GAME-BY-GAME

DATE	OPPONENT	GS	MIN	FGM/A	FG%	3FG/A	3P%	FTM/A	FG%	OFF	DEF	TOT	AVG	PF	AST	T/O	BLK	STL	PTS	AVG	
11.4.24	LIPSCOMB	*	23:39	12-17	.706	0-0	.000	1-1	1.000	6	8	14	14.0	4	1	2	0	5	25	25.0	
11.8.24	AUSTIN PEAY	*	18:11	5-9	.556	0-0	.000	3-5	.600	3	7	10	12.0	0	0	2	0	0	13	19.0	
11.14.24	AT SOUTH FLORIDA	*	27:40	8-16	.500	0-1	.000	1-2	.500	2	8	10	11.3	2	0	1	0	1	17	18.3	
11.17.24	BUTLER	*	23:18	9-15	.600	0-1	.000	6-8	.750	2	6	8	10.5	2	3	1	0	4	24	19.8	
11.20.24	HAMPTON	*	27:20	7-14	.500	0-0	.000	1-1	1.000	6	6	12	10.8	2	0	1	0	3	15	18.8	
11.22.24	SAMFORD	*	23:46	10-16	.625	0-0	.000	1-3	.333	4	8	12	11.0	2	1	2	0	4	21	19.2	
11.26.24	VS. ARIZONA																				
11.27.24	VS. CAL/MICH. ST.																				
12.4.24	APPALACHIAN ST.																				
12.14.24	EVANSVILLE																				
12.19.24	AT DAYTON																				
12.21.24	WEST GEORGIA																				
12.29.24	ALABAMA A&M																				
1.2.25	GEORGIA																				
1.5.25	KENTUCKY																				
1.9.25	AT OLE MISS																				
1.13.25	AT LSU																				
1.19.25	TENNESSEE																				
1.23.25	ARKANSAS																				
1.26.25	AT ALABAMA																				
1.30.25	AT FLORIDA																				
2.2.25	OLE MISS																				
2.6.25	AT TEXAS																				
2.13.25	MISSISSIPPI STATE																				
2.16.25	AT AUBURN																				
2.20.25	AT OKLAHOMA																				
2.23.25	SOUTH CAROLINA																				
2.27.25	TEXAS A&M																				
3.2.25	AT MISSOURI																				
TOTAL			6	143:54	51-87	.586	0-2	.000	13-20	.650	23	43	66	11.0	12	5	9	0	17	115	19.2

CAREER STATS

YEAR	GP	GS	MIN	AVG	FG	FGA	PCT	3FG	3FGA	3PCT	FT	FTA	PCT	OFF	DEF	TOT	AVG	PF	FO	AST	TO	BLK	STL	PTS	AVG
2023-24	33	11	634	19.2	112	267	.419	2	9	.222	68	102	.667	63	112	175	5.3	86	2	22	55	15	33	294	8.9
2024-25	6	6	144	24.0	51	87	.586	0	2	.000	13	20	.650	23	43	66	11.0	12	0	5	9	0	17	115	19.2
CAREER	39	17	778	19.9	163	354	.460	2	11	.182	81	122	.664	86	155	241	6.2	98	2	27	64	15	50	409	10.5





13 JUSTINE PISSOTT

@justinepissott
 @j.usssssyyy
 @justinepissott

G/F // 6-4 // Jr. // Toms River, N.J. (Tennessee)

SEASON HIGHS

Points // 6, Samford (11/22/24)
 FG Made // 2, Samford (11/22/24)
 FG Attempts // 5, Hampton (11/20/24)
 3-Pt Made // 2, Samford (11/22/24)
 3-Pt Attempt // 3, Hampton (11/20/24)
 FT Made // 2, Butler (11/17/24)
 FT Attempt // 2, Butler (11/17/24)
 Rebounds // 6, Butler (11/17/24)
 Assists // --
 Steals // 1, Hampton (11/20/24)
 Blocks // --
 Minutes // 14, Butler (11/17/24)

CAREER HIGHS

Points // 17, Dayton (12/20/23)
 FG Made // 6, Dayton (12/20/23)
 FG Attempts // 13, Radford (12/31/23)
 3-Pt Made // 5, Dayton (12/20/23)
 3-Pt Attempt // 8, Georgia (03/03/24)
 FT Made // 3, vs. Alabama State (11/20/23)
 FT Attempt // 3, vs. Alabama State (11/20/23)
 Rebounds // 6 (3x), Last: Butler (11/17/24)
 Assists // 4 (2x), Last: at UT Martin (11/09/23)
 Steals // 2 (2x), Last: at Missouri (02/29/24)
 Blocks // 3, at UT Martin (11/09/23)
 Minutes // 33 (2x), Last: Georgia (03/03/24)

- Made her 2024-25 debut vs. Butler on Nov. 17 and scored 4 pts
- Appeared in 33 games and made 28 starts in her first season at Vanderbilt in '23-24
- Registered double-digit points in eight games
- Averaged 1.6 3-pt FGM per game in '23-24
- Played one seasons at Tennessee
- Majoring in Human & Organizational Development

SUPERLATIVES	24-25 CAREER	SUPERLATIVES	24-25 CAREER
10+ POINTS	-- 7	3+ STEALS	-- --
15+ POINTS	-- 2	2+ BLOCKS	-- 2
20+ POINTS	-- --	DOUBLE-DOUBLES	-- --
30+ POINTS	-- --	LED VANDY IN PTS	-- --
MADE 3+ 3-PT FG	-- 10	LED VANDY IN REB	-- --
10+ REBS	-- --	LED VANDY IN AST	-- --
3+ ASSISTS	-- 3	LED VANDY IN STL	-- --
		LED VANDY IN BLK	-- 5

GAME-BY-GAME

DATE	OPPONENT	GS	MIN	FGM/A	FG%	3FG/A	3P%	FTM/A	FG%	OFF	DEF	TOT	AVG	PF	AST	T/O	BLK	STL	PTS	AVG	
11.4.24	LIPSCOMB																				
11.8.24	AUSTIN PEAY																				
11.14.24	AT SOUTH FLORIDA																				
11.17.24	BUTLER		14:22	1-4	.250	0-2	.000	2-2	1.000	2	4	6	6.0	2	0	1	0	0	4	4.0	
11.20.24	HAMPTON		09:51	1-5	.200	1-3	.333	0-0	.000	1	1	2	4.0	2	0	0	0	1	3	3.5	
11.22.24	SAMFORD		05:59	2-2	1.000	2-2	1.000	0-0	.000	0	0	0	2.7	0	0	0	0	0	6	4.3	
11.26.24	VS. ARIZONA																				
11.27.24	VS. CAL/MICH. ST.																				
12.4.24	APPALACHIAN ST.																				
12.14.24	EVANSVILLE																				
12.19.24	AT DAYTON																				
12.21.24	WEST GEORGIA																				
12.29.24	ALABAMA A&M																				
1.2.25	GEORGIA																				
1.5.25	KENTUCKY																				
1.9.25	AT OLE MISS																				
1.13.25	AT LSU																				
1.19.25	TENNESSEE																				
1.23.25	ARKANSAS																				
1.26.25	AT ALABAMA																				
1.30.25	AT FLORIDA																				
2.2.25	OLE MISS																				
2.6.25	AT TEXAS																				
2.13.25	MISSISSIPPI STATE																				
2.16.25	AT AUBURN																				
2.20.25	AT OKLAHOMA																				
2.23.25	SOUTH CAROLINA																				
2.27.25	TEXAS A&M																				
3.2.25	AT MISSOURI																				
TOTAL		0	30:12	4-11	.364	3-7	.429	2-2	1.000	3	5	8	2.7	4	0	1	0	1	13	4.3	

CAREER STATS

YEAR	GP	GS	MIN	AVG	FG	FGA	PCT	3FG	3FGA	3PCT	FT	FTA	PCT	OFF	DEF	TOT	AVG	PF	FO	AST	TO	BLK	STL	PTS	AVG
2022-23*	27	0	189	7.0	20	60	.333	12	46	.261	2	2	1.000	6	20	26	1.0	20	0	10	12	4	1	54	2.0
2023-24	33	28	698	21.2	80	225	.356	52	141	.369	12	16	.750	14	57	71	2.2	54	1	25	40	17	10	224	6.8
2024-25	3	0	30	10.1	4	11	.364	3	7	.429	2	2	1.000	3	5	8	2.7	4	0	0	1	0	1	13	4.3
VANDY	36	28	729	20.2	84	236	.356	55	148	.372	14	18	.778	17	62	79	2.2	58	1	25	41	17	11	237	6.6
CAREER	63	28	918	14.6	104	296	.351	67	194	.345	16	20	.800	23	82	105	1.7	78	1	35	53	21	12	291	4.6

*at Tennessee





14 AIYANA MITCHELL

@AiyanaMitchell17
 @aiyanamitchell12
 @aiyanajm22

F // 6-4 // So. // Colorado Springs, Colo. (Fountain-Fort Carson HS)

SEASON HIGHS

Points // 10, Samford (11/22/24)
 FG Made // 4, Samford (11/22/24)
 FG Attempts // 8, Samford (11/22/24)
 3-Pt Made // --
 3-Pt Attempt // --
 FT Made // 2 (2x), Last: Samford (11/22/24)
 FT Attempt // 5, Lipscomb (11/4/24)
 Rebounds // 5 (2x), Last: Butler (11/17/24)
 Assists // 1 (2x), Last: Hampton (11/20/24)
 Steals // 3, Samford (11/22/24)
 Blocks // 1 (2x), Last: Samford (11/22/24)
 Minutes // 15, Samford (11/22/24)

CAREER HIGHS

Points // 10, Samford (11/22/24)
 FG Made // 4, Samford (11/22/24)
 FG Attempts // 8, Samford (11/22/24)
 3-Pt Made // --
 3-Pt Attempt // --
 FT Made // 2 (2x), Last: Samford (11/22/24)
 FT Attempt // 5, Lipscomb (11/4/24)
 Rebounds // 5 (2x), Last: Butler (11/17/24)
 Assists // 1 (2x), Last: Hampton (11/20/24)
 Steals // 3, Samford (11/22/24)
 Blocks // 1 (6x), Last: Samford (11/22/24)
 Minutes // 16, Austin Peay (11/8/24)

- Scored a career-high 10 points vs. Samford on Nov. 22
- Averaging a career-best 5.8 ppg and 3.3 rpg in six games in '24-25
- Registered 8 pts vs. Lipscomb in the '24-25 season opener
- Appeared in 15 games as a true freshman
- Fourth player in program history from Colorado
- SEC First -Year Academic Honor Roll ('24)

SUPERLATIVES	24-25 CAREER	SUPERLATIVES	24-25 CAREER
10+ POINTS	1	3+ STEALS	--
15+ POINTS	--	2+ BLOCKS	--
20+ POINTS	--	DOUBLE-DOUBLES	--
30+ POINTS	--	LED VANDY IN PTS	--
MADE 3+ 3-PT FG	--	LED VANDY IN REB	--
10+ REBS	--	LED VANDY IN AST	--
3+ ASSISTS	--	LED VANDY IN STL	--
		LED VANDY IN BLK	2

GAME-BY-GAME

DATE	OPPONENT	GS	MIN	FGM/A	FG%	3FG/A	3P%	FTM/A	FG%	OFF	DEF	TOT	AVG	PF	AST	T/O	BLK	STL	PTS	AVG
11.4.24	LIPSCOMB		11:58	3-4	.750	0-0	.000	2-5	.400	1	1	2	2.0	0	0	0	1	0	8	8.0
11.8.24	AUSTIN PEAY		16:19	2-4	.500	0-0	.000	1-2	.500	2	2	4	3.0	2	0	0	0	0	5	6.5
11.14.24	AT SOUTH FLORIDA		12:20	1-3	.333	0-0	.000	0-0	.000	3	2	5	3.7	1	0	0	0	1	2	5.0
11.17.24	BUTLER		14:11	3-5	.600	0-0	.000	0-1	.000	4	1	5	4.0	0	1	3	0	0	6	5.3
11.20.24	HAMPTON		12:33	2-2	1.000	0-0	.000	0-0	.000	0	1	1	3.4	0	1	0	0	0	4	5.0
11.22.24	SAMFORD		14:45	4-8	.500	0-0	.000	2-4	.500	2	0	2	3.2	2	0	1	1	3	10	5.8
11.26.24	VS. ARIZONA																			
11.27.24	VS. CAL/MICH. ST.																			
12.4.24	APPALACHIAN ST.																			
12.14.24	EVANSVILLE																			
12.19.24	AT DAYTON																			
12.21.24	WEST GEORGIA																			
12.29.24	ALABAMA A&M																			
1.2.25	GEORGIA																			
1.5.25	KENTUCKY																			
1.9.25	AT OLE MISS																			
1.13.25	AT LSU																			
1.19.25	TENNESSEE																			
1.23.25	ARKANSAS																			
1.26.25	AT ALABAMA																			
1.30.25	AT FLORIDA																			
2.2.25	OLE MISS																			
2.6.25	AT TEXAS																			
2.13.25	MISSISSIPPI STATE																			
2.16.25	AT AUBURN																			
2.20.25	AT OKLAHOMA																			
2.23.25	SOUTH CAROLINA																			
2.27.25	TEXAS A&M																			
3.2.25	AT MISSOURI																			
TOTAL		0	82:07	15-26	.577	0-0	.000	5-12	.417	12	7	19	3.2	5	2	4	2	4	35	5.8

CAREER STATS

YEAR	GP	GS	MIN	AVG	FG	FGA	PCT	3FG	3FGA	3PCT	FT	FTA	PCT	OFF	DEF	TOT	AVG	PF	FO	AST	TO	BLK	STL	PTS	AVG
2023-24	15	0	58	3.9	6	11	.545	0	0	.000	2	4	.500	4	7	11	0.7	10	0	0	3	4	0	14	0.9
2024-25	6	0	82	13.7	15	26	.577	0	0	.000	5	12	.417	12	7	19	3.2	5	0	2	4	2	4	35	5.8
CAREER	21	0	141	6.7	21	37	.568	0	0	.000	7	16	.438	16	14	30	1.4	15	0	2	7	6	4	49	2.3





23 IYANA MOORE

@iyanamoore_
@yanam23
@imoore_23

G // 5-8 // Sr. // Milwaukee, Wis. (Blackman HS)**SEASON HIGHS**

Points // 16, Austin Peay (11/8/24)
FG Made // 6, Lipscomb (11/4/24)
FG Attempts // 12, Lipscomb (11/4/24)
3-Pt Made // 3, Samford (11/22/24)
3-Pt Attempt // 7 (2x), Last: Samford (11/22/24)
FT Made // 5, Austin Peay (11/8/24)
FT Attempt // 6, Austin Peay (11/8/24)
Rebounds // 6 (2x), Last: Samford (11/22/24)
Assists // 3, Austin Peay (11/8/24)
Steals // 1 (2x), Last: Samford (11/22/24)
Blocks // --
Minutes // 34, Samford (11/22/24)

CAREER HIGHS

Points // 37, at Kentucky (01/11/14)
FG Made // 14, at Kentucky (01/11/14)
FG Attempts // 21, Alabama State (12/28/21)
3-Pt Made // 9, Alabama State (12/28/21)
3-Pt Attempt // 12, Alabama State (12/28/21)
FT Made // 9, vs. Iowa State (11/24/23)
FT Attempt // 10, vs. Iowa State (11/24/23)
Rebounds // 9, at Missouri (02/29/24)
Assists // 8, at Kentucky (02/17/22)
Steals // 4 (4x), Last: Fairfield (11/12/23)
Blocks // 1 (8x), Last: at Missouri (02/29/24)
Minutes // 43, Alabama (02/06/22)

- Third on the team in scoring at 11.2 ppg
- Needs 31 more points to score 1,000 career points
- All-SEC Second Team ('24)
- Scored 20 or more points in 13 games in her career
- Led the team at 14.2 ppg in '23-24
- Her 17.6 ppg in SEC games ranked 6th in the SEC in '23-24
- Majoring in Human & Organizational Development

	SUPERLATIVES	24-25 CAREER	SUPERLATIVES	24-25 CAREER
10+ POINTS	4	47	3+ STEALS	-- 12
15+ POINTS	2	29	2+ BLOCKS	-- --
20+ POINTS	--	13	DOUBLE-DOUBLES	-- --
30+ POINTS	--	2	LED VANDY IN PTS	1 30
MADE 3+ 3-PT FG	1	22	LED VANDY IN REB	-- --
10+ REBS	--	--	LED VANDY IN AST	1 13
3+ ASSISTS	1	32	LED VANDY IN STL	-- 9
			LED VANDY IN BLK	-- 4

GAME-BY-GAME

DATE	OPPONENT	GS	MIN	FGM/A	FG%	3FG/A	3P%	FTM/A	FG%	OFF	DEF	TOT	AVG	PF	AST	T/O	BLK	STL	PTS	AVG	
11.4.24	LIPSCOMB	*	27:18	6-12	.500	2-4	.500	1-1	1.000	3	3	6	6.0	1	1	1	0	1	15	15.0	
11.8.24	AUSTIN PEAY	*	24:23	5-8	.625	1-3	.333	5-6	.833	1	2	3	4.5	3	3	2	0	0	16	15.5	
11.14.24	AT SOUTH FLORIDA		12:04	1-3	.333	0-2	.000	0-2	.000	0	0	0	3.0	2	0	0	0	0	2	11.0	
11.17.24	BUTLER																				
11.20.24	HAMPTON	*	22:16	5-10	.500	2-7	.286	0-0	.000	0	3	3	3.0	0	1	1	0	0	12	11.3	
11.22.24	SAMFORD	*	34:08	4-10	.400	3-7	.429	0-0	.000	1	5	6	3.6	3	2	1	0	1	11	11.2	
11.26.24	VS. ARIZONA																				
11.27.24	VS. CAL/MICH. ST.																				
12.4.24	APPALACHIAN ST.																				
12.14.24	EVANSVILLE																				
12.19.24	AT DAYTON																				
12.21.24	WEST GEORGIA																				
12.29.24	ALABAMA A&M																				
1.2.25	GEORGIA																				
1.5.25	KENTUCKY																				
1.9.25	AT OLE MISS																				
1.13.25	AT LSU																				
1.19.25	TENNESSEE																				
1.23.25	ARKANSAS																				
1.26.25	AT ALABAMA																				
1.30.25	AT FLORIDA																				
2.2.25	OLE MISS																				
2.6.25	AT TEXAS																				
2.13.25	MISSISSIPPI STATE																				
2.16.25	AT AUBURN																				
2.20.25	AT OKLAHOMA																				
2.23.25	SOUTH CAROLINA																				
2.27.25	TEXAS A&M																				
3.2.25	AT MISSOURI																				
TOTAL			4	120:10	21-43	.488	8-23	.348	6-9	.667	5	13	18	3.6	9	7	5	0	2	56	11.2

CAREER STATS

YEAR	GP	GS	MIN	AVG	FG	FGA	PCT	3FG	3FGA	3PCT	FT	FTA	PCT	OFF	DEF	TOT	AVG	PF	FO	AST	TO	BLK	STL	PTS	AVG	
2021-22	35	17	1136	32.5	148	396	.374	79	207	.382	69	86	.802	32	71	103	2.9	67	1	89	99	6	55	444	12.7	
2022-23																										
MISSED SEASON DUE TO INJURY																										
2023-24	33	33	1089	33.0	151	399	.378	57	171	.333	110	133	.827	32	83	115	3.5	81	0	91	83	3	45	469	14.2	
2024-25	5	4	120	24.0	21	43	.488	8	23	.348	6	9	.667	5	13	18	3.6	9	0	7	5	0	2	56	11.2	
TOTAL	73	54	2346	32.1	320	838	.382	144	401	.359	185	228	.811	69	167	236	3.2	157	1	187	187	9	102	969	13.3	





24 AGA MAKURAT

Instagram icon @a.makurat24

G // 6-3 // So. // Sierakowice, Poland (Sopocka Akademia Tenisowa)

SEASON HIGHS

Points // 6 (2x), Last: Hampton (11/20/24)
 FG Made // 2 (2x), Last: Hampton (11/20/24)
 FG Attempts // 8, Lipscomb (11/4/24)
 3-Pt Made // 2 (2x), Last: Hampton (11/20/24)
 3-Pt Attempt // 6, at South Florida (11/14/24)
 FT Made // --
 FT Attempt // --
 Rebounds // 5, Hampton (11/20/24)
 Assists // 2, Austin Peay (11/8/24)
 Steals // 1, Butler (11/17/24)
 Blocks // 2 (2x), Last: Hampton (11/20/24)
 Minutes // 18, Lipscomb (11/4/24)

CAREER HIGHS

Points // 18 (2x), Last: at South Carolina (01/28/24)
 FG Made // 6, at South Carolina (01/28/24)
 FG Attempts // 9 (3x), Last: at South Carolina (01/28/24)
 3-Pt Made // 5, Western Kentucky (11/15/23)
 3-Pt Attempt // 7 (2x), Last: at South Carolina (01/28/24)
 FT Made // 3, Western Kentucky (11/15/23)
 FT Attempt // 4, Western Kentucky (11/15/23)
 Rebounds // 7, at South Carolina (01/28/24)
 Assists // 3 (2x), Last: at Kentucky (01/11/24)
 Steals // 2, Kennesaw State (11/06/23)
 Blocks // 3, Florida (01/07/24)
 Minutes // 24, at South Carolina (01/28/24)

- Appeared in 38 games and made three starts at Vanderbilt
- Made 29 3-pointers in '23-24
- Shot 32.2% from behind the arc in '23-24
- Vanderbilt was 3-0 in games she started
- Led the Commodores in scoring twice in '23-24
- Majoring in Human & Organizational Development

SUPERLATIVES	24-25 CAREER	SUPERLATIVES	24-25 CAREER
10+ POINTS	-- 3	3+ STEALS	-- --
15+ POINTS	-- 2	2+ BLOCKS	2 5
20+ POINTS	-- --	DOUBLE-DOUBLES	-- --
30+ POINTS	-- --	LED VANDY IN PTS	-- 2
MADE 3+ 3-PT FG	-- 3	LED VANDY IN REB	-- 1
10+ REBS	-- --	LED VANDY IN AST	-- --
3+ ASSISTS	-- 2	LED VANDY IN STL	-- --
		LED VANDY IN BLK	-- 4

GAME-BY-GAME

DATE	OPPONENT	GS	MIN	FGM/A	FG%	3FG/A	3P%	FTM/A	FG%	OFF	DEF	TOT	AVG	PF	AST	T/O	BLK	STL	PTS	AVG
11.4.24	LIPSCOMB		18:13	1-8	.125	1-5	.200	0-0	.000	1	3	4	4.0	1	0	1	0	0	3	3.0
11.8.24	AUSTIN PEAY		17:21	2-5	.400	2-5	.400	0-0	.000	0	4	4	4.0	1	2	1	2	0	6	4.5
11.14.24	AT SOUTH FLORIDA		14:16	1-7	.143	0-6	.000	0-0	.000	1	1	2	3.3	0	0	0	0	0	2	3.7
11.17.24	BUTLER		07:12	1-2	.500	1-1	1.000	0-0	.000	0	0	0	2.5	1	1	1	0	1	3	3.5
11.20.24	HAMPTON		16:30	2-5	.400	2-5	.400	0-0	.000	1	4	5	3.0	0	1	0	2	0	6	4.0
11.22.24	SAMFORD		04:02	0-2	.000	0-1	.000	0-0	.000	0	1	1	2.7	0	0	1	0	0	0	3.3
11.26.24	VS. ARIZONA																			
11.27.24	VS. CAL/MICH. ST.																			
12.4.24	APPALACHIAN ST.																			
12.14.24	EVANSVILLE																			
12.19.24	AT DAYTON																			
12.21.24	WEST GEORGIA																			
12.29.24	ALABAMA A&M																			
1.2.25	GEORGIA																			
1.5.25	KENTUCKY																			
1.9.25	AT OLE MISS																			
1.13.25	AT LSU																			
1.19.25	TENNESSEE																			
1.23.25	ARKANSAS																			
1.26.25	AT ALABAMA																			
1.30.25	AT FLORIDA																			
2.2.25	OLE MISS																			
2.6.25	AT TEXAS																			
2.13.25	MISSISSIPPI STATE																			
2.16.25	AT AUBURN																			
2.20.25	AT OKLAHOMA																			
2.23.25	SOUTH CAROLINA																			
2.27.25	TEXAS A&M																			
3.2.25	AT MISSOURI																			
TOTAL		0	77:35	7-29	.241	6-23	.261	0-0	.000	3	13	16	2.7	3	4	4	4	1	20	3.3

CAREER STATS

YEAR	GP	GS	MIN	AVG	FG	FGA	PCT	3FG	3FGA	3PCT	FT	FTA	PCT	OFF	DEF	TOT	AVG	PF	FO	AST	TO	BLK	STL	PTS	AVG
2023-24	33	3	469	14.2	44	129	.341	29	90	.322	11	14	.786	12	37	49	1.5	29	0	19	32	13	10	128	3.9
2024-25	6	0	78	12.9	7	29	.241	6	23	.261	0	0	.000	3	13	16	2.7	3	0	4	4	4	1	20	3.3
CAREER	39	3	547	14.0	51	158	.323	35	113	.310	11	14	.786	15	50	65	1.7	32	0	23	36	17	11	148	3.8





30 TRINITY WILSON

@trinityy.wilsonn
 @trinitywilson_bts
 @TrinityWilson30

F // 6-3 // Fr. // Lakeville, Minn. (Lakeville North HS)**SEASON HIGHS**

Points // 4, Austin Peay (11/8/24)
 FG Made // 2, Austin Peay (11/8/24)
 FG Attempts // 4 (2x), Last: Austin Peay (11/8/24)
 3-Pt Made // --
 3-Pt Attempt // --
 FT Made // --
 FT Attempt // 2, Austin Peay (11/8/24)
 Rebounds // 5 (2x), Last: Austin Peay (11/8/24)
 Assists // 1 (2x), Last: Hampton (11/20/24)
 Steals // --
 Blocks // 1, Hampton (11/20/24)
 Minutes // 11, Lipscomb (11/4/24)

CAREER HIGHS

Points // 4, Austin Peay (11/8/24)
 FG Made // 2, Austin Peay (11/8/24)
 FG Attempts // 4 (2x), Last: Austin Peay (11/8/24)
 3-Pt Made // --
 3-Pt Attempt // --
 FT Made // --
 FT Attempt // 2, Austin Peay (11/8/24)
 Rebounds // 5 (2x), Last: Austin Peay (11/8/24)
 Assists // 1 (2x), Last: Hampton (11/20/24)
 Steals // --
 Blocks // 1, Hampton (11/20/24)
 Minutes // 11, Lipscomb (11/4/24)

- Pulled down 5 reb and scored 2 pts in her debut vs. Lipscomb (11/4/24)
- Ranked the fifth-best player in Minnesota according to PrepGirlsHoops.com
- Selected to Minnesota All-Star Basketball Game
- Collected over 1,000 pts and 1,000 reb during her prep career
- All-state honorable mention ('23)

SUPERLATIVES	24-25 CAREER	SUPERLATIVES	24-25 CAREER
10+ POINTS	-- --	3+ STEALS	-- --
15+ POINTS	-- --	2+ BLOCKS	-- --
20+ POINTS	-- --	DOUBLE-DOUBLES	-- --
30+ POINTS	-- --	LED VANDY IN PTS	-- --
MADE 3+ 3-PT FG	-- --	LED VANDY IN REB	-- --
10+ REBS	-- --	LED VANDY IN AST	-- --
3+ ASSISTS	-- --	LED VANDY IN STL	-- --
		LED VANDY IN BLK	-- --

GAME-BY-GAME

DATE	OPPONENT	GS	MIN	FGM/A	FG%	3FG/A	3P%	FTM/A	FG%	OFF	DEF	TOT	AVG	PF	AST	T/O	BLK	STL	PTS	AVG
11.4.24	LIPSCOMB		10:31	1-4	.250	0-0	.000	0-0	.000	2	3	5	5.0	1	1	1	0	0	2	2.0
11.8.24	AUSTIN PEAY		05:09	2-4	.500	0-0	.000	0-2	.000	2	3	5	5.0	1	0	0	0	0	4	3.0
11.14.24	AT SOUTH FLORIDA									DNP - COACHES DECISION										
11.17.24	BUTLER		02:31	0-0	.000	0-0	.000	0-0	.000	0	0	0	3.3	0	0	0	0	0	0	2.0
11.20.24	HAMPTON		03:57	0-1	.000	0-0	.000	0-0	.000	0	0	0	2.5	0	1	0	1	0	0	1.5
11.22.24	SAMFORD									DNP - COACHES DECISION										
11.26.24	VS. ARIZONA																			
11.27.24	VS. CAL/MICH. ST.																			
12.4.24	APPALACHIAN ST.																			
12.14.24	EVANSVILLE																			
12.19.24	AT DAYTON																			
12.21.24	WEST GEORGIA																			
12.29.24	ALABAMA A&M																			
1.2.25	GEORGIA																			
1.5.25	KENTUCKY																			
1.9.25	AT OLE MISS																			
1.13.25	AT LSU																			
1.19.25	TENNESSEE																			
1.23.25	ARKANSAS																			
1.26.25	AT ALABAMA																			
1.30.25	AT FLORIDA																			
2.2.25	OLE MISS																			
2.6.25	AT TEXAS																			
2.13.25	MISSISSIPPI STATE																			
2.16.25	AT AUBURN																			
2.20.25	AT OKLAHOMA																			
2.23.25	SOUTH CAROLINA																			
2.27.25	TEXAS A&M																			
3.2.25	AT MISSOURI																			
TOTAL		0	22:08	3-9	.333	0-0	.000	0-2	.000	4	6	10	2.5	2	2	1	1	0	6	1.5

CAREER STATS

YEAR	GP	GS	MIN	AVG	FG	FGA	PCT	3FG	3FGA	3PCT	FT	FTA	PCT	OFF	DEF	TOT	AVG	PF	FO	AST	TO	BLK	STL	PTS	AVG
2024-25	4	0	22	5.5	3	9	.333	0	0	.000	0	2	.000	4	6	10	2.5	2	0	2	1	1	0	6	1.5
CAREER	4	0	22	5.5	3	9	.333	0	0	.000	0	2	.000	4	6	10	2.5	2	0	2	1	1	0	6	1.5





35 SACHA WASHINGTON

@sacha_washington

@sacha_washington

@sachaw33

F // 6-2 // Sr. // Lawrenceville, Ga. (Collins Hill HS)

SEASON HIGHS

Points // --
 FG Made // --
 FG Attempts // --
 3-Pt Made // --
 3-Pt Attempt // --
 FT Made // --
 FT Attempt // --
 Rebounds // --
 Assists // --
 Steals // --
 Blocks // --
 Minutes // --

CAREER HIGHS

Points // 33, Louisiana Tech (12/03/23)
 FG Made // 15, Louisiana Tech (12/03/23)
 FG Attempts // 20, Louisiana Tech (12/03/23)
 3-Pt Made // --
 3-Pt Attempt // 1, Lipscomb (12/18/22)
 FT Made // 10, Fairfield (11/12/23)
 FT Attempt // 16, Fairfield (11/12/23)
 Rebounds // 17, Fairfield (11/12/23)
 Assists // 7, Fairfield (11/12/23)
 Steals // 8, Louisiana Tech (12/03/23)
 Blocks // 6, Dayton (12/20/23)
 Minutes // 40, vs. Florida (03/07/24)

- Preseason Cheryl Miller Award Watch List ('25)
- Appeared in 99 games and made 72 starts in three seasons at Vanderbilt
- Averaged a career-best 12.1 ppg as a junior
- Led the team with 8 double-doubles in '23-24
- Led Vandy with 7.9 rpg in '23-24
- All-SEC freshman team ('22)

SUPERLATIVES	24-25 CAREER	SUPERLATIVES	24-25 CAREER
10+ POINTS	-- 48	3+ STEALS	-- 9
15+ POINTS	-- 20	2+ BLOCKS	-- 28
20+ POINTS	-- 6	DOUBLE-DOUBLES	-- 22
30+ POINTS	-- 1	LED VANDY IN PTS	-- 13
MADE 3+ 3-PT FG	-- --	LED VANDY IN REB	-- 53
10+ REBS	-- 24	LED VANDY IN AST	-- 5
3+ ASSISTS	-- 8	LED VANDY IN STL	-- 5
		LED VANDY IN BLK	-- 54

GAME-BY-GAME

DATE	OPPONENT	GS	MIN	FGM/A	FG%	3FG/A	3P%	FTM/A	FG%	OFF	DEF	TOT	AVG	PF	AST	T/O	BLK	STL	PTS	AVG	
11.4.24	LIPSCOMB																				
11.8.24	AUSTIN PEAY																				
11.14.24	AT SOUTH FLORIDA																				
11.17.24	BUTLER																				
11.20.24	HAMPTON																				
11.22.24	SAMFORD																				
11.26.24	VS. ARIZONA																				
11.27.24	VS. CAL/MICH. ST.																				
12.4.24	APPALACHIAN ST.																				
12.14.24	EVANSVILLE																				
12.19.24	AT DAYTON																				
12.21.24	WEST GEORGIA																				
12.29.24	ALABAMA A&M																				
1.2.25	GEORGIA																				
1.5.25	KENTUCKY																				
1.9.25	AT OLE MISS																				
1.13.25	AT LSU																				
1.19.25	TENNESSEE																				
1.23.25	ARKANSAS																				
1.26.25	AT ALABAMA																				
1.30.25	AT FLORIDA																				
2.2.25	OLE MISS																				
2.6.25	AT TEXAS																				
2.13.25	MISSISSIPPI STATE																				
2.16.25	AT AUBURN																				
2.20.25	AT OKLAHOMA																				
2.23.25	SOUTH CAROLINA																				
2.27.25	TEXAS A&M																				
3.2.25	AT MISSOURI																				
TOTAL		0	00.00	0-0	.000	0-0	.000	0-0	.000	0	0	0	0.0	0	0	0	0	0	0	0	0.0

CAREER STATS

YEAR	GP	GS	MIN	AVG	FG	FGA	PCT	3FG	3FGA	3PCT	FT	FTA	PCT	OFF	DEF	TOT	AVG	PF	FO	AST	TO	BLK	STL	PTS	AVG
2021-22	35	8	708	20.2	104	224	.464	0	0	.000	58	85	.682	113	117	230	6.6	87	2	26	57	19	26	266	7.6
2022-23	31	31	798	25.7	136	294	.463	0	1	.000	72	114	.632	91	137	228	7.4	87	5	35	67	45	25	344	11.1
2023-24	33	33	959	29.1	163	310	.526	0	0	.000	72	117	.615	118	144	262	7.9	91	4	44	90	44	52	398	12.1
2024-25	--	--	--	--	--	--	--	--	--	--	--	--	--	--	--	--	--	--	--	--	--	--	--	--	--
CAREER	99	72	2465	24.9	403	828	.487	0	1	.000	202	316	.639	322	398	720	7.3	265	11	105	214	108	103	1008	10.2



GAME RECAPS

GAME 1 Vanderbilt vs. Lipscomb

Scoreboard for Game 1: Vanderbilt vs. Lipscomb. Final score: Vanderbilt 102, Lipscomb 50.

DATE Nov. 4, 2024 SITE Memorial Gymnasium (Nashville, Tenn.)

TIPOFF 11:00 a.m. END 12:48 p.m. ELAPSED 1:48 ATTENDANCE 5,282

DORES DOMINATE BISONS

NASHVILLE, Tenn. – The Vanderbilt women's basketball team began the 2024-25 campaign in a big way, as the Commodores blitzed Lipscomb, 102-50, in Monday's season opener.

Vanderbilt scored 100-plus points for the first time under head coach Shea Ralph in the season-opening victory over the Bisons. The last time the Dores registered 100 or more points came on Nov. 25, 2019, when Vandy posted a 106-55 win at Tennessee State.

The Commodores move to 1-0 on the year, while Lipscomb falls to 0-1. With the win, Vanderbilt improves to 4-0 in season openers under Ralph. She becomes the first Vandy women's basketball coach to win four-straight season openers to begin her career.

Sophomore Khamil Pierre registered her fifth career double-double in the season opener. The 6-2 forward scored a team-high 25 points and pulled down a team-best 14 rebounds in 24 minutes of action. The Phoenix, Arizona, native went 12-of-17 from the field and added five steals to her stat line.

Pierre was one of four Vanderbilt players to register double-digit points against Lipscomb. Freshman Mikayla Blakes tallied 23 points in her Vanderbilt debut. Meanwhile, senior Iyana Moore added 15 points to extend her double-digit scoring streak to eight games, and sophomore Madison Greene collected 14 points off the bench in her first game with the Commodores since her season-ending knee injury against Lipscomb last year.

The Commodores used its size advantage against Lipscomb throughout the game, as Vandy scored 70 points in the paint, which allowed the Dores to shoot 53.1 percent from the field. Defensively, Vanderbilt held LU to 27.9 percent from the field and forced its Music City counterpart into 23 turnovers.

BOX SCORE

Box score for Game 1: Vanderbilt vs. Lipscomb. Includes player stats for 10 players and team totals.

BOX SCORE

Box score for Game 2: Vanderbilt vs. Austin Peay. Includes player stats for 10 players and team totals.

BOX SCORE

Box score for Game 3: Vanderbilt vs. South Florida. Includes player stats for 10 players and team totals.

INDIVIDUAL LEADERS

Individual leaders for Game 1: Points, Rebounds, Assists, Steals, Blocks.

INDIVIDUAL LEADERS

Individual leaders for Game 2: Points, Rebounds, Assists, Steals, Blocks.

INDIVIDUAL LEADERS

Individual leaders for Game 3: Points, Rebounds, Assists, Steals, Blocks.

GAME 2 Vanderbilt vs. Austin Peay

Scoreboard for Game 2: Vanderbilt vs. Austin Peay. Final score: Vanderbilt 93, Austin Peay 37.

DATE Nov. 8, 2024 SITE Memorial Gymnasium (Nashville, Tenn.)

TIPOFF 6:30 p.m. END 8:31 p.m. ELAPSED 2:01 ATTENDANCE 2,343

DORES RUN AWAY FROM GOVERNORS

NASHVILLE, Tenn. – The Vanderbilt women's basketball rolled to a second-straight victory over the 2024-25 season, as the Commodores collected a 93-37 win over Austin Peay Friday night at Memorial Gym.

Sophomore Khamil Pierre posted her second-consecutive double-double to begin her 2024-25 campaign, as she scored 13 points and pulled down 10 rebounds against the Governors. Pierre becomes the first Vanderbilt since Koi Love in 2020-21 to start a season with two-straight double-doubles. It was also Pierre's sixth career double-double at Vandy.

The win moves Vanderbilt to 2-0 on the year, while Austin Peay falls to 0-2. It marks the second-straight season that the Dores have won the first two games of a season. The Commodores also improve to 26-5 against nonconference foes at Memorial Gym under head coach Shea Ralph. Vandy moved to 18-1 all-time against APSU, as the Dores have won 18-straight games against the Govs.

Pierre led a quartet of double-digit scorers for the Commodores on Friday's victory. She was joined by senior Iyana Moore and freshman Mikayla Blakes, who each scored a game-high 16 points. Moore's 16-point effort extended her double-digit scoring streak to nine games dating back to last season. Sophomore Madison Greene registered a team-best 13 points off the bench in a career-high 30 minutes of action. Greene and Moore each dished out a game-best three assists, while Blakes paced the Vandy with three steals.

Vanderbilt used a 24-0 run that started at the 1:46 mark of the second quarter and ended with 6:27 left to play in the third to put the Govs away for good. The Commodores scored the final 11 points of the second quarter, then registered the first 13 points of the third stanza.

Vanderbilt's extended run turned a 15-point lead into a 39-point advantage for the Dores.

The Vandy defense locked up Austin Peay over the final two frames, as the Commodores allowed 11 points over the final 20 minutes of play. Vanderbilt held APSU to four points in the third quarter. That marks the lowest point total allowed by the Commodores in a stanza since last season's contest at Butler, where Vandy held the Bulldogs to four second-quarter points.

The Dores shot 45.1 percent from the floor Friday while holding the Governors to a 28.8 field goal percentage. Vanderbilt scored 42 points in the paint and forced Austin Peay into 25 turnovers that turned into 33 points.

BOX SCORE

Box score for Game 2: Vanderbilt vs. Austin Peay. Includes player stats for 10 players and team totals.

BOX SCORE

Box score for Game 3: Vanderbilt vs. South Florida. Includes player stats for 10 players and team totals.

INDIVIDUAL LEADERS

Individual leaders for Game 2: Points, Rebounds, Assists, Steals, Blocks.

INDIVIDUAL LEADERS

Individual leaders for Game 3: Points, Rebounds, Assists, Steals, Blocks.

INDIVIDUAL LEADERS

Individual leaders for Game 1: Points, Rebounds, Assists, Steals, Blocks.

GAME 3 Vanderbilt at South Florida

Scoreboard for Game 3: Vanderbilt vs. South Florida. Final score: Vanderbilt 62, South Florida 49.

DATE Nov. 14, 2024 SITE Yuengling Center (Tampa, Fla.)

TIPOFF 6:00 p.m. END 7:44 p.m. ELAPSED 1:44 ATTENDANCE 2,606

DORES DORES REIN IN BULLS

TAMPA, Fla. – The Vanderbilt women's basketball team continued to play stellar defense in the early stages of the 2024-25 season, as the Commodores locked up South Florida on Thursday night to pick up a 62-49 win on the road.

The Dores forced the Bulls into 23 turnovers that turned into 19 points for Vanderbilt. Vandy limited USF to 36.8 percent from the floor, as the Dores did not allow a 3-point field goal over the final two quarters of play. Vanderbilt held South Florida to 12 or fewer points in the second and fourth quarters, marking the seventh time Vandy has accomplished the feat in 12 quarters this season.

The win moves the Commodores to 3-0 on the year, while South Florida falls to an even 2-2. Vandy has now won its first three games of the year in back-to-back seasons.

Sophomore Khamil Pierre registered her third-straight double-double to lead a trio of double-digit scorers for Vanderbilt. The 6-2 forward tallied a game-high 17 points and 10 rebounds in the win. She becomes the first Dores since Koi Love in 2020-21 to begin a season with three consecutive double-doubles. Pierre joins Fresno State's Mia Jacobs as the only two NCAA Division I players to post three double-doubles this season.

Freshman Mikayla Blakes scored double-digit points for the third game in a row to start her Vanderbilt career, as the Somerset, New Jersey, native tallied 16 points. Sophomore Madison Greene, who made her first career start at Vanderbilt on Thursday, drilled a career-best five 3-point field goals en route to a 15-point performance in a career-high 37 minutes of action.

As a team, Vanderbilt shot 38.2 percent from the floor against South Florida. Despite being outrebounded 43-37, the Commodores were still able to outscore the Bulls in the paint, 28-24, and held a 12-7 edge in second-chance points.

BOX SCORE

Box score for Game 1: Vanderbilt vs. Lipscomb. Includes player stats for 10 players and team totals.

BOX SCORE

Box score for Game 2: Vanderbilt vs. Austin Peay. Includes player stats for 10 players and team totals.

BOX SCORE

Box score for Game 3: Vanderbilt vs. South Florida. Includes player stats for 10 players and team totals.

INDIVIDUAL LEADERS

Individual leaders for Game 1: Points, Rebounds, Assists, Steals, Blocks.

INDIVIDUAL LEADERS

Individual leaders for Game 2: Points, Rebounds, Assists, Steals, Blocks.

INDIVIDUAL LEADERS

Individual leaders for Game 3: Points, Rebounds, Assists, Steals, Blocks.

