



TEXAS

2024 FOOTBALL GAME NOTES

BROADCAST INFORMATION

TELEVISION

Network SEC Network
Play-by-Play Tom Hart
Analyst Cole Cubelic
Reporter Alyssa Lang

LOCAL RADIO

Network Longhorn Radio Network/LEARFIELD
Play-by-Play Craig Way
Analyst Roger Wallace
Reporter Will Matthews

SPANISH RADIO

Network Longhorn Radio Network/LEARFIELD
Play-by-Play Dr. Rubén Pizarro-Silva
Analyst Arturo Mata

NATIONAL RADIO

Network
Play-by-Play
Analyst
Sideline

COACHING STAFF

ON THE FIELD

Steve Sarkisian Head Coach
Kenny Baker Defensive Line
Jeff Banks Asst. Head Coach/Special Teams Coord./TEs
Tashard Choice Associate Head Coach (Offense)/RBs
Kyle Flood Offensive Coordinator/OL
Terry Joseph Defensive Passing Game Coord./Secondary
Pete Kwiatkowski Defensive Coordinator/OLBs
AJ Milwee Co-Offensive Coordinator/Quarterbacks
Johnny Nansen Co-Defensive Coordinator/Linebackers
Torre Becton Director of Football Performance

IN THE BOOTH

Blake Gideon Associate Head Coach (Defense)/Safeties
Chris Jackson Passing Game Coordinator/Wide Receivers

WHAT'S INSIDE

- 1 Game Information/Coverage
- 2 Media Information
- 3-21 Game Notes
- 22-23 Steve Sarkisian/Coaching Staff
- 24 Numerical Roster
- 25 Alphabetical Roster
- 26-27 The Last Time
- 28-32 2024 Box Scores
- 33-44 Select Players Game-by-Game Statistics
- 45 Career Highs (Offense & Specialists)
- 46 Career Highs (Defense)
- 47-57 2024 Statistics
- 58-59 Starters & Participation

THE MATCHUP | GAME 8 AT VANDERBILT | SATURDAY, OCT. 26 | FIRSTBANK STADIUM



VANDERBILT COMMODORES

2024 Record 5-2 (2-1 SEC)
AP/Coaches Rank 25/25
Head Coach Clark Lea (Vanderbilt, 2004)
Record at Vanderbilt 14-29 (.326)
Career Record 14-29 (.326)

SERIES HISTORY

Overall Record Vanderbilt leads, 8-3-1
In Austin Tied, 0-0-1
Away Vanderbilt leads, 4-0
Neutral Vanderbilt leads, 4-3

Lea vs. Texas 0-0
Sarkisian vs. Vanderbilt 0-0

Current Streak Vanderbilt, Won 1 (1928)
Last Meeting Vanderbilt 13, Texas 12 (1928)
Longest Texas Streak Won 1 (1900, 1923, 1927)
Longest Vanderbilt Streak Won 4 (1905, 1906, 1921, 1922)

Largest Texas Win Texas 22, Vanderbilt 0 (1900)
Largest Vanderbilt Win Vanderbilt 45, Texas 0 (1906)

TEAM STATISTICAL COMPARISON (2024)

Category	V		Texas	
	FBS Rank	Value	FBS Rank	Value
Total Offense	95	363.3	15	461.9
Rushing Offense	63	162.1	58	166.1
Passing Offense	94	201.1	16	295.7
Team Passing Efficiency	10	165.94	14	162.61
Scoring Offense	35	33.1	17	39.1
Total Defense	39	331.4	1	237.3
Rushing Defense	T-37	116.3	19	104.3
Passing Yards Allowed	68	215.1	2	133.0
Team Passing Eff. Defense	86	135.51	2	88.59
Scoring Defense	T-51	22.1	1	9.7
Turnover Margin	T-17	0.86	T-51	0.29
3rd Down Conversion Pct.	8	0.521	38	0.442
4th Down Conversion Pct.	T-13	0.750	T-122	0.357
3rd Down Conv. Pct Defense	87	0.402	10	0.288
4th Down Conv. Pct Defense	T-48	0.500	T-45	0.471
Red Zone Offense	6	0.966	61	0.861
Red Zone Defense	T-78	0.850	7	0.667
Net Punting	T-34	41.00	100	37.35
Punt Returns	8	17.50	67	8.06
Kickoff Returns	57	20.71	43	21.88
First Downs Offense	T-75	142.0	T-41	152.0
First Downs Defense	T-57	130.0	6	96.0
Fewest Penalties per Game	T-57	6.00	T-75	6.43
Fewest Penalty Yds per Game	87	60.00	52	49.57
Time of Possession	11	33:00	77	29:35



TEXAS LONGHORNS

2024 Record 6-1 (2-1 SEC)
AP/Coaches Rank 5/6
Head Coach Steve Sarkisian (BYU, 1997)
Record at Texas 31-15 (4th year)
Career Record 78-50 (11th year)

GAME DAY INFORMATION

Kickoff Time 3:15 p.m. CT
Location Nashville, Tenn.
Stadium FirstBank Stadium
Texas in 2024 6-1
Home 4-1
Road 1-0
Neutral 1-0
vs. SEC 2-1
vs. Ranked 2-1


2024 LEADERS



QUINN EWERS | JUNIOR QB

PASSING


103-OF-151 (68.21%)
1,101 YDS
11 TD, 4 INT



QUINTREVION WISNER | SOPHOMORE RB

RUSHING

60 ATT
330 YDS (5.5 YPC)
2 TD



ISAIAH BOND | JUNIOR WR

RECEIVING

23 REC
380 YDS (16.52 YPR)
4 TD



ANTHONY HILL JR. | SOPHOMORE LB

TACKLES

50 TOTAL
10 TFL, 5.5 SACKS
1 INT, 1 FF

2024 SCHEDULE

 Austin, Texas Aug. 31 2:30 PM	 Ann Arbor, Mich. Sept. 7 11 AM	 Austin, Texas Sept. 14 6:00 PM	 Austin, Texas Sept. 21 7 PM	 Austin, Texas Sept. 28 3:15 PM	 Dallas, Texas Oct. 12 2:30 PM	 Austin, Texas Oct. 19 6:30 PM	 Nashville, Tenn. 3:15 PM SEC Network	 Austin, Texas 11 AM ABC or ESPN	 Fayetteville, Ark. 11 AM ABC or ESPN	 Austin, Texas TBD TBD	 College Station, Texas TBD TBD
--	---	---	--------------------------------------	---	--	--	---	--	---	--------------------------------	---

MEDIA INFORMATION

FOOTBALL MEDIA RELATIONS

Sr. Assoc. Athletics DirectorJohn Bianco
 john.bianco@athletics.utexas.edu
Assistant Athletics Director Thomas Stepp
 thomas.stepp@athletics.utexas.edu
Assistant DirectorGrace Tafolla
 grace.tafolla@athletics.utexas.edu

SOCIAL MEDIA

WEBSITE TexasLonghorns.com
X @TexasFootball

INSTAGRAM texasfootball

Up-to-date information on the football team is available on the football page at www.TexasLonghorns.com. Quotes from news conferences, releases, feature stories and game notes will be available. You can also follow on Twitter and Instagram for the most updated content and information.

WEEKLY NEWS CONFERENCE

A weekly news conference with head coach Steve Sarkisian is held on Monday at 11:30 a.m. CT in the Centennial Room. The Longhorn Network and Austin Radio Network air it live and a replay is posted later in the day on TexasLonghorns.com.

POSTGAME

The Texas locker room is closed. Postgame interviews at home are anticipated to take place in the Moncrief Athletics Complex. Interviews on the road will be determined on a game by game basis. **NO INTERVIEWS ARE TO BE CONDUCTED ON THE FIELD FOLLOWING THE GAME.** Failure to abide by this rule will result in termination of credential.

CREDENTIALS

Requests may be submitted at utcredentials.com.

SPANISH BROADCAST

The Longhorn Radio Network/LEARFIELD offers Cadena Deportiva, a Spanish language radio broadcast of Texas football games. All games are available at TexasLonghorns.com and the Longhorn Network mobile app.

COLLEGE FOOTBALL PLAYOFF MEGACAST

This year, as part of their CFP MegaCast productions, ESPN presents the Hometown Audio Feed: Fans can listen to our radio broadcast, with the audio feed synced up with ESPN's presentation on the ESPN App and Longhorn Network. This MegaCast feed is made possible in conjunction with the Longhorn Radio Network Powered by LEARFIELD.

LONGHORN RADIO NETWORK

For complete coverage of Texas Longhorns football, tune into the Longhorn Radio Network/LEARFIELD. Craig Way (play-by-play), Roger Wallace (color) and Will Matthews (sideline) call the action. Longhorn Weekly, Steve Sarkisian's one-hour radio show, airs Thursdays on the radio network.

Abilene	KWKC	1340
Abilene	KTJKHD3	101.7
Austin	KVET	1300*
Austin	KVET	98.1*
Austin	K276EL	103.1*
Big Spring	KBST	1490
Carthage	KGAS	104.3
Carthage	KGAS	1590
Corpus Christi	KEYS	1440
Crockett	KIVY	92.7
Crockett	KIVY	102.9
Crockett	KIVY	105.5
Dallas	KRLD	1080
Del Rio	KWMC	1490
El Paso	KROD	600
Fort Stockton	KFST	860
Henderson	KWRD	1470*
Houston	KBME	790
Marshall	KMHT	1450
Marshall	KMHT	103.9
Midland	KBAT	99.9
McAllen	KVNS	1700
San Angelo	KKSA	1260
San Antonio	WOAI	1200
San Antonio	KTKR	760
Texarkana	K300DW	107.9*
Texarkana	KCMC	740
Tyler	KTBB	600
Tyler	KTBB	92.1
Waco	KWTX	1230
Victoria	KLUB	104.9

*Flagship

SATELLITE RADIO

This week's broadcast can be heard on Satellite radio on SiriusXM channel 82 and SXM App.

USE OF AUDIO/VIDEO COVERAGE

Any accredited media entity using "video or audio materials" (film, traditional video or audio, digital video or audio, photos, etc.) from University of Texas Athletics events (games, practices, post-practice/postgame interviews and press conferences) may use that material only for traditional television newscasts, web-based or print coverage (see note below regarding policy on game video on web), or other electronic transmission as approved by The University in writing, with a limitation of up to three (3) minutes in length from any single event. That three (3)-minute package may contain no more than two (2) minutes of game highlights. Its usage must be only as supporting edited video/audio for a reported video/audio story and not simply as a raw video post/rebroadcast/streamed highlights or interview sessions. Accredited media entities may not offer any live video, audio or other coverage of the event (or tape delay rebroadcast coverage in its entirety) without the advance written permission of The University of Texas athletics department. Video is for news usage only and may not be sponsored or sold. This policy includes all games, matches, practices and events involving any of Texas' athletics programs. It includes all media events — press conferences, pre/post-practice interviews and pre/post-game interviews.

NOTE REGARDING USE OF GAME VIDEO: Policy permits entities to use up to two (2) minutes of video on air (whether taken from the network feed or shot themselves) or on the entity's website. Reports and features must be filed postgame and not during the game. If a game/event is contracted to a network television partner, all highlights may remain on a website no longer than 48 hours following the game/event's conclusion. Highlights may not be used via social media platforms except as a link back to the website/URL hosting the highlights.

EXCEPTION: With advance written permission from the UT Athletics department, media entities will be permitted to rebroadcast the Steve Sarkisian weekly Monday press conferences in its entirety. Video from that 20-minute press conference can be used for either over the air rebroadcast or web postings. Live distribution of the weekly Monday press conference is not permitted. If posted on a website, it must be removed 48 hours after the conclusion of the press conference.

PHOTOGRAPHY

Action shots of UT coaches and student-athletes can be requested by contacting the UT Athletics Photo Department at photo@athletics.utexas.edu.

COLLEGEPRESSBOX.COM is the official media website for Division I football. Access and download game notes, quotes, statistics, media guides, headshots, logos and more for all FBS schools, conferences, postseason games, awards and the College Football Playoff. For access, please register for an account at collegepressbox.com/register.



GAME NOTES

QUICK FACTS

GENERAL INFORMATION

Name University of Texas
 Location Austin, Texas
 Founded 1883
 Enrollment 52,384 (41,309 undergraduate)
 Nickname Longhorns
 Mascot Hook 'Em
 Colors Burnt Orange and White
 Conference Southeastern (SEC)
 President Jay Hartzell
 Vice President & Director of Athletics Chris Del Conte
 Home Field Darrell K Royal-Texas Memorial Stadium
 University Website utexas.edu
 Athletics Website TexasLonghorns.com
 Conference Website SECSports.com

HISTORY

First Year of Football 1893
 All-Time Record 954-393-33
 All-Time Bowl Record 31-26-2
 Last Bowl 2024 Sugar Bowl/CFP
 Last Bowl Opponent No. 2 Washington (L, 31-37)
 Conference Championships* 29
 1920, 1928, 1930, 1942, 1943, 1945, 1950, 1952
 1953, 1959, 1961, 1962, 1963, 1968, 1969, 1970
 1971, 1972, 1973, 1975, 1977, 1983, 1990, 1994
 1995, 1996, 2005, 2009, 2023
 National Championships 4
 1963, 1969, 1970, 2005

*The 1996-97 academic year was Texas' first in the Big 12

*The 2024-25 academic year is Texas' first in the SEC

2024 TEAM INFORMATION

Seniors (inc. super seniors) 22
 Juniors 30
 Sophomores 23
 Freshmen (inc. redshirts) 42
 Letterwinners Returning/Lost 38/31
 Offense/Defense/Specialists (Returning) 17/19/2
 Starters Returning/Lost 10/12
 Offense 5/6
 Defense 5/6

2023 INFORMATION

Overall Record 12-2
 Home/Road/Neutral 6-0/5-0/1-2
 Big 12 Record/Finish 8-1/1st
 Final Ranking 3 (CFP) | 3 (AP) | 4 (Coaches)
 Bowl Game Sugar Bowl/CFP
 Bowl Opponent Washington
 Bowl Result L, 31-37

COACHING STAFF

Head Coach Steve Sarkisian
 Alma Mater BYU, 1997
 Record at UT/Years 31-15 (.674)/4th
 Career Record/Years 78-50 (.609)/11th
 X @CoachSark
 Instagram [steve.sarkisian](https://www.instagram.com/steve.sarkisian)
 Assistant HC/Special Teams Coordinator/TE Jeff Banks
 Defensive Line Kenny Baker
 Associate Head Coach (Offense)/RB Tashard Choice
 Offensive Coordinator/Offensive Line Kyle Flood
 Associate Head Coach (Defense)/Safeties Blake Gideon
 Passing Game Coordinator/Wide Receivers Chris Jackson
 Defensive Passing Game Coord./Secondary Terry Joseph
 Defensive Coordinator/OLB Pete Kwiatkowski
 Co-Offensive Coordinator/Quarterbacks AJ Milwee
 Co-Defensive Coordinator/Linebackers Johnny Nansen
 Strength and Conditioning Torre Becton

THE OPENING KICKOFF

- The No. 5/6 Texas Longhorns (6-1, 2-1 SEC) travel to Nashville, Tenn., to take on the No. 25/25 Vanderbilt Commodores (5-2, 2-1 SEC) in a ranked SEC matchup at 3:15 p.m. CT Saturday, Oct. 26, at FirstBank Stadium. The game will broadcast on SEC Network with Tom Hart (play-by-play), Cole Cubelic (analyst) and Alyssa Lang (sideline) on the call.
- It'll be the 13th all-time matchup and first since 1928 vs. Vanderbilt. The Commodores lead the all-time series, 8-3-1.
- It'll be UT's third-straight week against an AP Top 25 opponent and fourth of the season.
- Saturday will be Texas' second road test against an AP Top 25 opponent this season after traveling to No. 10/9 Michigan on Sept. 7.
- UT boasts the fourth-most wins (954) in NCAA history. Texas holds an all-time record of 954-393-33 (.703). The Longhorns' 954 wins are the second most by an SEC program following Alabama's 969 victories.
- The Longhorns are looking to bounce back from a 30-15 loss at home against No. 5/4 Georgia on Oct. 19.
- Texas notched its first 6-0 start to a season since 2009. It's the fourth time since 2000 that the Longhorns have started the season 6-0 (2024, 2009, 2008 and 2005).
- Following Texas' 56-7 win over UTSA on Sept. 14, Texas moved to No. 1 in the AP Poll for the first time since Oct. 26, 2008. The Longhorns were ranked No. 1 in the AP Poll for two consecutive weeks before moving to No. 2 during Week 6. The Longhorns have 49 overall appearances at No. 1 in the AP Poll.

SERIES HISTORY VS. VANDERBILT

- Nearly a century later, Saturday's game at No. 25/25 Vanderbilt will be the 13th overall and the first since 1928 between the two programs.
- It'll be Texas' fifth time playing against Vanderbilt in Nashville.
- Vanderbilt leads the all-time series, 8-3-1, including a 4-0 series edge in Nashville.
- The series history between Texas and Vanderbilt spans across three centuries - the Commodores won the first-ever meeting, 6-0, in Nashville in 1899. In the second clash, Texas won 22-0.
- The last time the Dores and Horns faced each other, Vanderbilt prevailed with a 13-12 victory in 1928.

RESULTS VS. VANDERBILT

Year	Location	Result	Score
1899	Nashville	L	12-13
1900	Dallas	W	22-0
1903	Austin	T	5-5
1905	Nashville	L	0-33
1906	Nashville	L	0-45
1921	Dallas	L	0-20
1922	Dallas	L	10-20
1923	Dallas	W	16-0
1925	Nashville	L	6-14
1926	Dallas	L	0-7
1927	Dallas	W	13-6
1928	Dallas	L	12-13

A TEXAS WIN WOULD ...

- Be Texas' 955th all-time victory, the fourth-winningest program in college football history.
- Give Steve Sarkisian his 79th victory as a head coach and 32nd at Texas in his 128th career game as a head coach.
- Increase Texas' road winning streak to nine games.
- Secure UT's fourth win vs. Vanderbilt and first since the 1927 season.
- Record the Longhorns' third AP Top-25 victory on the season and second ranked win in their last three games played.
- Improve the Longhorns to 3-1 against AP ranked opponents this season.

YEAR FOUR OF THE SARKISIAN ERA

- Texas Football Head Coach Steve Sarkisian is in his fourth season at the helm of the Longhorns and his 11th season as a head coach overall.
- Sarkisian and the Longhorns turned in a historic season in 2023 with a 12-2 record, a Big 12 Championship, No. 3 final ranking and College Football Playoff semifinal appearance. He has also compiled top-5 recruiting classes over the past three years.
- Sarkisian was named a finalist for the Bear Bryant, George Munger and Eddie Robinson Coach of the Year awards after leading Texas to its first Big 12 Championship since 2009, winning 12 games for the first time since that season and reaching the College Football Playoff for the first time in program history.
- The 2023 Longhorns became just the fourth team in program history to amass 12 or more victories in a single season after going 12-2.
- Last season, the Texas offense ranked 15th in the nation and third in the conference averaging 35.8 points per game, the fifth-straight top-25 scoring output for a Sarkisian-led offense.
- The Longhorns were one of only five Power-5 programs that ranked among the top 15 in scoring offense (35.8 ppg) and scoring defense (18.9 ppg), finishing 15th nationally in both.
- The offensive showing also marked the ninth top-25 scoring offense in Sarkisian's career.
- Last season marked the eighth time a Sarkisian offense averaged at least 34 points per game.
- RB Jonathon Brooks rushed for 1,139 yards in 2023 marking the 12th consecutive year a Sarkisian offense has had a 1,000-yard rusher.

SARK'S STAMPEDE

- Under head coach Steve Sarkisian, the Longhorns are 20-4 in their last 24 games with their only four losses coming against top-12 teams.
- In Sarkisian's first 22 games as head coach at Texas, UT went 11-11.
- Since the start of the 2023 season UT is 18-3 (0.857) with the only three losses against AP top-12 ranked foes.
- Texas is 15-3 at home over the last three seasons with its only three losses to top-5 ranked foes (No. 5/4 Georgia last week, No. 1/1 Alabama in 2022 and No. 4/4 TCU in 2022).
- The Horns had won eight straight conference matchups before Georgia snapped the streak on Oct. 19.
- Through seven games this season, the Texas offense under Steve Sarkisian is averaging 461.9 yards per game and 6.6 yards per play. The yards per game is tracking close to the UT single-season record set in 2005 (512.1). The yards per play would be on pace to be second behind only the 1993 team (7.44). Last season's offense finished third (477.5) and fourth (6.67) in those categories, respectively. The current 295.7 passing yards per game is also inching close to a UT single-season record, held by the 2008 team (308.3).

HORNS STREAKS

- The Longhorns started the season 6-0 for the first time since 2009.
- Texas' point differential (+221) through six games was its best since 1915 (+288).
- Texas' 259 points through six games were most since 2005 (274).
- Texas started 5-0 in back-to-back seasons for the first time since 2008-09 and for just the second time in 50+ years.
- The Longhorns are 15-2 at home over the last three seasons with their only two losses being to No. 1 Alabama (20-19) in 2021 and No. 5/4 Georgia on Oct. 12.
- Texas has recorded eight-straight road wins - the most since registering eight-consecutive road wins from 2008-10.
- The Horns have earned a Top-10 ranking for 23 weeks in a row.

GAME NOTES

BY THE NUMBERS

1 Quinn Ewers is the only FBS quarterback in the country since the start of last season to throw three touchdowns without an interception against multiple AP top-10 opponents, according to ESPN Stats & Info; Ewers led Texas to a victory at Alabama last season, as well.

1 UT's scoring defense leads the nation, giving up an average of 9.7 points per game.

1 Texas leads the country in total defense, only giving up an average of 237.3 yards per game.

2 The Longhorn defense ranks second in the country and leads the SEC in passing yards allowed (133.0).

2 Texas paces the SEC and leads the country in team passing efficiency defense (88.59).

2 DB Jahdae Barron picked off Georgia QB Carson Beck twice on Oct. 19 - Barron became the first Longhorn with two interceptions in a game since D'Shawn Jamison accomplished that feat at West Virginia on Oct. 5, 2019 - a span of 63 games.

4 True freshman EDGE Colin Simmons' 4.0 sacks and 7.5 TFLs this season leads all FBS freshmen.

5 Texas is **No. 5/6** in the AP and Coaches Poll this week.

5 LB Anthony Hill Jr. has recorded a sack in five straight games and a TFL in each of his last 11 games, going back to 2023.

10 Texas has recorded 10 interceptions through seven games this season which leads the SEC and sits ninth nationally.

DOMINANT FROM THE JUMP

• UT has outscored opponents 56-10 in the first quarter this season.

PICKIN' 'EM OFF, ONE-BY-ONE

• Jahdae Barron's interception of Georgia quarterback Carson Beck with 3:34 remaining in the first quarter marked the second pick by the Longhorn defense on the evening, marking the fourth time this season Texas has picked off an opposing offense multiple times during the same game.
• First-year Longhorn Andrew Mukuba recorded his third career interception after picking off a Beck pass to end UGA's first offensive series.
• Barron's interception also marked the first time this season the Texas defense has picked off an opposing team's offense on back-to-back drives. It's the first time the Longhorns recorded interceptions on back-to-back defensive series since Sept. 2, 2023, when UT picked off Rice quarterback JT Daniels with 9:53 remaining in the second quarter and then, again, with 7:44 left in the same quarter.

DKR-TEXAS MEMORIAL STADIUM ATTENDANCE RECORD

• With an announced attendance of 105,215 vs. No. 5/4 Georgia on Oct. 19, Texas has set a new attendance record for a football game inside Darrell K. Royal - Texas Memorial Stadium. The previous record was 105,213 set when the Alabama Crimson Tide visited the Forty Acres on Saturday, Sept. 10, 2022.
• It's the second time this season Texas has been involved in an attendance-breaking football game after the Longhorns played in front of a program-record 111,170 fans against then-No. 10/9 Michigan in Ann Arbor, Mich., on Sept. 7, 2024.

150 AND GOING

• By converting the point after touchdown (PAT) attempt following quarterback Quinn Ewers' 17-yard touchdown pass to running back Jaydon Blue with 2:12 remaining the third quarter vs. Georgia on Oct. 19, kicker Bert Auburn has now converted 150 consecutive PAT attempts, becoming the first student-athlete in program history to reach the milestone.

BOND FOR 2

• Texas quarterback Quinn Ewers' 2-point conversion pass to Isaiah Bond was the first successful 2-point attempt by the Longhorns since Ewers connected with Jordan Whittington at Iowa State on Nov. 18, 2023.

RED RIVER RIVALRY ROMPING

• Texas cruised to a 34-3 win over No. 18/16 Oklahoma at the 2024 Allstate Red River Rivalry in Dallas on Oct. 12.
• Texas leads the all-time series vs. Oklahoma, 64-51-5.
• UT is 5-0-1 in its seven Red River Rivalry matchups as the AP ranked No. 1 team in the country.
• In the last two games where Texas has been the visiting team in the Red River Rivalry in 2022 and 2024, the Longhorns have outscored the Sooners 83-3 with the defense holding Oklahoma to 216.0 total yards per game, while the offense has averaged 495.5 total yards per game.
• The Longhorns' games in 2022 and 2024 marked the first time Texas held Oklahoma under 250 yards total offense since 2014 (232).
• The Horns have a 35-17-1 all-time record vs. Oklahoma when entering the game unbeaten, including wins in four of the last six clashes.
• Curbing the Sooners to just three points, it became the fewest points allowed against a conference foe since shutting out OU 49-0 in the 2022 Red River Rivalry.
• The higher-ranked team in the AP Top 25 has won 20 of the last 32 matchups (20-11-1) when at least one of the programs are ranked in the AP Top 25. Texas is responsible for eight of the 11 victories when the lower ranked team pulls off the Red River upset.

• Texas has won the turnover battle in eight of the last 10 meetings with OU, with the two teams tying at one turnover apiece in the 2018 Big 12 Championship Game. The team that wins the turnover battle between Texas and OU is 16-7 since 2000.
• Nine of the previous 11 meetings between the Longhorns and Sooners had been decided by eight points or less after 15-straight years in which the annual game was decided by at least two scores (1999-2013). Texas leads the all-time series, 29-22-5, when the rivalry game is decided by one possession (eight points or less).
• The Longhorns have scored at least 20 points against Oklahoma 31 times since 1980, posting a 16-14-1 record in those instances. Texas is 10-3 during that stretch when scoring 30-plus points, and 4-3 when scoring at least 40 points against the Sooners. Conversely, UT is 18-9-2 when holding Oklahoma to under 30 points or less since 1980, and 14-3-1 when limiting the Sooners to no more than 20 points.

LONGHORN STANDOUTS VS. OKLAHOMA

RB Quintrevion Wisner

• RB Quintrevion Wisner notched his first career 100-plus rushing yard effort after finishing with career highs of 13 and 118 rushing yards with a touchdown, while also catching four passes for 12 yards in Texas' 34-3 win over No. 18 Oklahoma in the first Red River Rivalry game played in the SEC.
• Wisner averaged 9.1 yards per carry and had also had a career-long 43-yard run for a touchdown.
• His touchdown run came with 1:40 left in the first half and boosted the Texas lead to 21-3.
• Wisner is the second Longhorn rusher to go over the century mark this season, joining RB Jaydon Blue who ran 25 times for 124 yards vs. ULM on Sept. 21.
• Wisner had two runs that went for 30-plus yards: a 36-yard run and a 43-yard touchdown run that both happened in the second quarter.
• Tallying four receptions for 12 yards, Wisner finished the game with 130 all-purpose yards.
• With 118 yards rushing, Wisner became the fifth different Longhorn to hit the century mark either rushing or receiving in a game this season (joining Jaydon Blue, Isaiah Bond, DeAndre Moore Jr. and Ryan Wingo).
• The Texas offense averaged 5.9 yards per rush, gained 177 net rushing yards and 189 gained rushing yards against an Oklahoma defense that entered the game allowing only 105.6 rushing yards per game.

OL Kelvin Banks Jr.

• Banks was the highest graded player on an offensive line that paved the way 406 total yards, including 177 on the ground and 229 in the air in a 34-3 win over No. 18 Oklahoma in the first Red River Rivalry game played in the SEC.
• Banks allowed no sacks and no quarterback pressures from his left tackle position, while the line as a whole only gave up one sack against an Oklahoma defense that ranked fifth in the nation in sacks (3.6 per game) entering the game.
• Banks squared off against defensive end R Mason Thomas for Oklahoma, who entered the game tied for fifth nationally with 5.5 sacks and with a team-high 6.5 tackles for loss, and Thomas finished with no tackles, no sacks and no tackles for loss.
• The Texas offense averaged 5.9 yards per rush, gained 177 net rushing yards and 189 gained rushing yards against an Oklahoma defense that entered the game allowing only 105.6 rushing yards per game.
• Texas recorded 222 yards of offense (113 rushing/109 passing) and averaged 10 yards per play during a 21-point second quarter.

LB Anthony Hill Jr.

• Hill compiled 11 tackles (seven solo), two sacks, 3.5 tackles for loss, one forced fumble and one pressure in Texas' 34-3 win over No. 18 Oklahoma in the first Red

GAME NOTES

River Rivalry game played in the SEC.

- It was Hill's second career forced fumble and his second career double-digit tackle game while setting a career high in tackles for loss (3.5) and tying his career highs for tackles (11) and sacks (2.0).
- It was also Hill's fourth-straight game with a sack and his 10th with a tackle for loss.
- Hill's forced fumble came with less than two minutes to go in the first half and Texas leading 14-3. The Longhorns recovered it at the Sooners' 43-yard line and scored on the next offensive play on a 43-yard run to extend to 21-3.
- His first tackle for loss came prior to that in the second quarter as Oklahoma faced a 3rd-and-2 near midfield, which forced a punt.
- His next tackle for loss came on the first drive of the third quarter on 2nd-and-3 and was the first of consecutive no gains to force another punt.
- His first sack came on the first drive of the fourth quarter with the Sooners facing a 1st-and-20 at their 43. It added a loss of six yards to that, and two plays later he secured his second sack on third down for a loss of two yards to force another punt.
- Hill's quarterback hurry was also impactful as it helped hold Oklahoma to a field goal on their third possession of the game by forcing an incompleton on 3rd-and-6 after they had reached the Texas 23-yard line. That helped ensure a team defensive effort that kept the Sooners out of the end zone for the game.

WR Silas Bolden

- Bolden averaged 17.5 yards per punt return on four attempts for 70 yards with a long of 55, while also recovering a fumble for a touchdown and catching one pass in Texas' 34-3 win over No. 18 Oklahoma in the first Red River Rivalry game played in the SEC.
- On the fumble recovery, Bolden ran over 50 yards in chasing a play that looked to be a breakaway run for a running back from the 36-yard line of Oklahoma. However, the ball was fumbled at the 3-yard line, bounced into the end zone, and Bolden beat multiple Sooners down the field, catching up to it just before it might have bounced out of the back for a touchback. The recovery provided Texas a 14-3 lead.
- During the ESPN broadcast, analyst Kirk Herbstreit said, "It's amazing where Bolden came from to recover this fumble. He's in the backfield making a block, and that is an all-out hustle play (that was) 'just in case.' He had no business being there."
- Bolden's 55-yard punt return came in the fourth quarter and set the offense up at the Oklahoma 24-yard line where it later converted on a field goal attempt for a 27-3 lead.

TEXAS ON TOP

- Following Texas' dominant 56-7 victory at home against UTSA on Sept. 14, the Longhorns were ranked No. 1 in the AP Poll for the first time since Oct. 26, 2008. UT was ranked No. 1 in the AP Poll for three-consecutive weeks during the 2008 season (Oct.12-26).
- The Longhorns checked in at No. 1 in the AP Poll again from Oct. 6-19. Throughout UT history, the Horns have made 49 overall appearances as the AP's No. 1 team in the country.
- UT was ranked No. 1 in the AP Poll for two-straight weeks this season (Sept. 15-29) before sliding down to No. 2 on Sept. 29.

A FREQUENT FACE IN THE AP POLL

- The Longhorns are currently ranked No. 5 in the AP Poll. Texas has been ranked inside the AP Poll's Top 5 for 11-consecutive weeks, which is the longest active streak in FBS football.

AP WEEKLY APPEARANCES - TOP 5 (ACTIVE STREAKS ONLY)

Rank	Polls	First-Last
1. Texas	11*	2023-24
2. Georgia	10*	2023-24
3. Ohio State	9*	2024
4. Oregon	3*	2024
Penn State	3*	2024

- Texas has been ranked in the Top 25 of both major polls for 29 straight weeks, including 23 consecutive weeks in the Top 10 and has earned a spot among the Top 5 in each of the last 11 polls - the longest active streak in the country. That's the longest AP Top 25 ranking streak since Mack Brown's Longhorns were ranked among that poll's Top 25 for a UT-best 162-straight weeks (fifth-longest in AP Poll history) from 2000-10.
- Texas was unanimous No. 1 in both the AP Poll and AFCA Coaches Poll for the past two weeks and held the top spot in at least one of the two major polls for five-straight weeks. That's the Horns longest streak at No. 1 since 1977 when they topped both polls for six consecutive weeks.
- Texas was ranked among the Top 25 of the Coaches Poll for a school-best 208-straight weeks from 1998-2010.
- The 23 straight weeks in the Top 10 is the best since the Longhorns spent 38-straight weeks in the Top 10 of one of the polls from 2007-10. UT's streak in The AP Top 10 reached 34 during that stretch.
- The current Top 5 streak of 11 weeks in a row is the most since the Horns were ranked in the Top 5 of one of the polls for 32 weeks in-a-row from 2007-10 (30-straight in the AP Top 5).
- Texas has made 782 all-time appearances in the Associated Press Top 25, which debuted in 1936. Alabama and Oklahoma are the league's only other current members to be featured in the AP Top 25 on more than 700 occasions.

MOST AP POLL TOP 25 APPEARANCES (SEC PROGRAMS, ALL-TIME)

Rank	Current Rank	App.
1. Oklahoma	NR	905
2. Alabama	No. 15	882
3. Texas	No. 5	782
4. LSU	No. 8	674
5. Georgia	No. 2	670
6. Florida	NR	646
7. Tennessee	No. 7	627
8. Auburn	NR	602
9. Texas A&M	No. 14	496
10. Arkansas	NR	432
11. Ole Miss	No. 18	342
12. Missouri	No. 21	274
13. Mississippi State	NR	209
14. South Carolina	NR	191
15. Kentucky	NR	111
16. Vanderbilt	25	92

TEXAS VS. RANKED OPPONENTS (ALL TIME)

Overall record	141-166-8 (.460)
Home	52-50-4 (.509)
Away	37-50-0 (.425)
Neutral (including bowls)	52-66-4 (.442)

- The Longhorns' AP Top 25 history includes 57 preseason poll appearances (35 top-10), 49 total weeks at No.1 and 51 appearances in the final poll (28 top-10).
- Texas has been ranked in 71 of the last 102 AP Polls, dating back to week five of the 2018 season. That stretch includes the current active streak of 29-straight appearances in the AP Top 25.

BY THE NUMBERS

11 The Horns' streak of 11-consecutive weeks ranked inside the Top 5 of the AP Poll is the longest active streak in the country.

11 The Longhorns dipped into the transfer portal this offseason, welcoming 11 new Longhorns to the Forty Acres.

17 Texas' scoring offense ranks 17th nationally and third in the SEC (39.1 ppg).

18 Quinn Ewers sports an 18-game streak with at least one passing touchdown, dating back to the 2022 season. That streak is the longest by a Texas quarterback since Colt McCoy from 2007-09.

28.8 The Horns' 3rd-down conversion percentage defense is 10th in the nation, allowing a first down only 28.8 percent of the time.

48 Quinn Ewers is sixth all-time in career passing touchdowns at UT with 48 to his name.

GAME NOTES

LONGHORN 2024 HONOR ROLL

BERT AUBURN (SENIOR, K)

- » Preseason Second-Team All-America (Phil Steele)
- » Preseason First-Team All-SEC (Coaches)
- » Preseason First-Team All-SEC (Media)
- » Lou Groza Award preseason watch list
- » Reese's Senior Bowl preseason watch list

KELVIN BANKS JR. (JUNIOR, OL)

- » Lombardi Award final watch list
- » Outland Trophy National Player of the Week (Oct. 15)
- » SEC Offensive Lineman of the Week (Oct. 14)
- » SEC Offensive Lineman of the Week (Sept. 30)
- » Preseason First-Team All-America (Associated Press, ESPN, CBS Sports, The Athletic, Sporting News)
- » Preseason First-Team All-SEC (Coaches)
- » Preseason First-Team All-SEC (Media)
- » Lombardi Award preseason watch list
- » Outland Trophy preseason watch list
- » Reese's Senior Bowl preseason watch list

JAHDAE BARRON (SENIOR, DB)

- » Preseason Second-Team All-SEC (Media)
- » Preseason Second-Team All-SEC (Coaches)
- » Chuck Bednarik Award preseason watch list
- » Reese's Senior Bowl preseason watch list

ISAIAH BOND (JUNIOR, WR)

- » Earl Campbell Tyler Rose Award National Player of the Week Honorable Mention (Sept. 16)
- » Preseason Second-Team All-SEC (Media)
- » Preseason Second-Team All-SEC (Coaches)

JAYDON BLUE (JUNIOR, RB)

- » Preseason Third-Team All-SEC (Media)
- » Doak Walker Award preseason watch list
- » Paul Hornung Award preseason watch list

VERNON BROUGHTON (SENIOR, DL)

- » Lombardi Award final watch list

HAYDEN CONNER (SENIOR, OL)

- » Allstate Wuerffel Trophy watch list

OFFENSIVE PRODUCTION UNDER SARKISIAN

• Under Steve Sarkisian, the Texas offense has posted five of top-25 single-game, total offenses in program history following Sept. 14's 56-7 win over UTSA.

TOP-25 TOTAL OFFENSES (SINGLE-GAME, PROGRAM HISTORY)

Rank	Opponent	Date
1. 715	New Mexico State	8/31/13
2. 692	Rice	9/26/98
3. 689	UTEP	9/12/20
4. 676	at Ole Miss	9/15/12
	at SMU	11/11/69
6. 673	North Texas	9/4/04
7. 662	OKLAHOMA STATE*	12/2/23
8. 661	KANSAS	9/30/23
9. 658	at Texas Tech	11/5/16
10. 657	at Baylor	11/9/68
11. 651	TCU	11/15/69
12. 650	at California	9/19/15
13. 645	at Baylor	11/9/68
14. 639	TEXAS TECH	9/25/21
	UTEP	9/26/09
16. 638	Colorado	12/29/20
	Kansas	10/19/19
18. 637	at Kansas	11/11/00
19. 626	Houston	11/10/90
20. 624	Oklahoma State	10/5/96
21. 623	San Jose State	9/9/17
22. 620	RICE	9/18/21
23. 617	Kansas	11/12/05
	Rice	10/1/77
25. 614	UTSA	9/14/24
	at Houston	11/11/95

*Big 12 Championship Game

MAJORS NAMED SEMIFINALIST CAMPBELL TROPHY, SELECTED TO WATCH LIST FOR JASON WITTEN COLLEGIATE MAN OF THE YEAR

- Texas senior center Jake Majors was named a semifinalist for the Jason Witten Collegiate Man of the Year and the Campbell Trophy on Sept. 25.
- The Jason Witten Collegiate Man of the Year, presented by Albertsons and Tom Thumb, is the first college football honor to focus primarily on a player's leadership, both on and off the field. Former Texas quarterback Sam Ehlinger was named the Jason Witten Collegiate Man of the Year in 2021.
- Majors, a four-year starter with 48 career starts under his belt, completed his Bachelor's in Business Management with a 3.64 cumulative GPA in May 2023. He was named the Outland Trophy's National Player of the Week on Sept. 9 following Texas' 31-12 road win at No. 10/9 Michigan. Majors also earned SEC Co-Offensive Lineman of the Week honors following UT's win at Michigan. Prior to the 2024 season, Majors was tabbed to the Rimington Trophy watch list, which is awarded annually to the nation's top center in college football. This season, Majors has been the center of an offense that ranks 15th in total offense (461.9 ypg) and 17th in the nation in scoring offense (39.1 ppg). The Horns also rank 13th in completion percentage (68 percent) and 16th in passing offense (295.7 ypg).
- The Propser, Texas, native was named to the 2023 College Sports Communicators Academic All-America Second Team and is a three-time Academic All-Big 12 First Team selection. He's a seven-time member of the Big 12 Commissioner's Honor Roll and earned a spot on the 2020-21 Academic All-Big 12 Rookie Team. Majors has made the 15th-most starts (45) in Texas football program history and the seventh amongst Longhorn offensive linemen in program history.
- Majors has been a member of the Texas's Student-Athlete Advisory Committee for three years and is an active member of the Silver Spurs, which is an honorary service organization that seeks to provide a transformative

learning experience that empowers students to become agents of positive change in their communities. The group also is responsible for transporting and handling BEVO – Texas' official mascot. He has been an active member of community service with both organizations and with the team. He has volunteered as a dry foods packer at Hungry Souls, which is a non-profit that partners with schools to provide weekend and school break meals for students and their families; at Mobile Loaves & Fishes, which is a social outreach ministry to help the homeless; at Pop-Up Birthday, a non-profit that throws birthday parties for foster children; at Side by Side Kids, a non-profit faith-based after school program that helps the economically disadvantaged in Austin; at Dell Children's Medical Center, spending time with patients; at Camp in Motion as part of Dell Children's Foundation; at the Salvation Army participating in outdoor activities with children; at Rise School Austin for early education doing maintenance; at the Arc of the Capital that assists people with intellectual and developmental disabilities; and has spoken at elementary schools.

TEXAS FOOTBALL ALL-TIME STARTS

55	Jonathon Scott (OL, 2002-05)
55	Rodrique Wright (DT, 2002-05)
53	Colt McCoy (QB, 2006-09)
52	Blake Gideon (DB, 2008-11)
51	Mason Walters (OL, 2010-13)
51	Justin Blalock (OL, 2003-06)
51	D.D. Lewis (LB, 1998-01)
49	Derek Kerstetter (OL, 2017-21)
49	Quandre Diggs (DB, 2011-14)
49	Dan Neil (OL, 1993-96)
48	JAKE MAJORS (OL, 2020-24)
48	Christian Jones (OL, 2019-23)
47	Tim Crowder (DL, 2003-06)
47	Ricky Williams (RB, 1995-98)
46	B.J. Johnson (WR, 2000-03)
45	Patrick Vahe (OL, 2015-18)
44	Zach Shackelford (OL, 2016-19)

APPLYING PRESSURE

- In Texas' 34-3 win vs. No. 18/16 Oklahoma on Oct. 12, the Longhorn defense applied pressure and racked up 5.0 sacks for a loss of 29 yards. UT also combined for 11 tackles for loss against the Sooners.
- When generating pressure vs. OU (45 percent dropbacks), the Sooners only completed 3-of-10 passes for 27 yards while being sacked five times.
- With Texas chalking up 6.0 sacks vs. Mississippi State on Sept. 28 and 5.0 sacks vs. Oklahoma on Oct. 12, it became the first time the Longhorns have recorded 5+ sacks in back-to-back games since 2015.

BIG WIN AT THE BIG HOUSE

- In Week 2, Texas defeated No. 10/9 Michigan, 31-12, at Michigan Stadium on Sept. 7.
- Texas' 19-point win at Michigan (31-12) was the Longhorns' largest margin of victory against a top-10 team on the road since 1979. That year, UT knocked off No. 5 (AP)/7 (Coaches Poll) Missouri, 21-0, in Columbia. It also was the Longhorns' biggest point differential over a top-10 team overall since 2005 when UT knocked off No. 10/8 Texas Tech in Austin, 52-17.
- Texas' 31-12 victory at No. 10/9 Michigan, coupled with its 34-24 win at No. 3/3 Alabama in 2023, marks the first time since 1990-91 that the Horns have knocked off top-10 ranked non-conference opponents in consecutive regular seasons. UT defeated No. 4 OU 14-13 in 1990 & No. 5 OU 10-7 in 1991.
- Texas moved to 2-0 all-time against the Wolverines and 1-0 in regular season matchups.
- The victory by Texas clinched the 140th all-time victory for the Longhorns against a ranked opponent with 37 coming on the road and the 950th all-time victory for UT.
- The Texas offense combined 246 passing yards with 143 rushing yards to outgain the Wolverines, 389-284.

GAME NOTES

- It was the Longhorns' first win on the road against a reigning national champion since Oct. 13, 1998, when UT beat Nebraska, 20-16, to end the Cornhuskers' 47-game home winning streak.
- The Longhorns sport a 141-166-8 (.460) all-time record against ranked foes, including a 37-50-0 (.425) record on the road.
- UT holds a 67-33-2 record when its the higher ranked team in an top-25 matchup.

DEFENSE CONTINUES TO DOMINATE, LEADS NATION IN SEVERAL CATEGORIES

- The Texas defense has allowed just 68 points through seven games this season, an average of 9.7 points per game, which leads the nation.
- Oct. 12 was just the second time Oklahoma had been held to under seven points in a game over the past 15 seasons - both occasions happened against Texas as the Longhorns defeated OU 49-0 in the 2022 Red River Rivalry.
- Texas also leads the country in total defense (237.3). The Longhorn defense held No. 5/4 Georgia to just 283 yards of total offense (108 rushing, 175 passing).
- UT ranks second nationally and paces the SEC in team passing efficiency defense (88.59).
- The Longhorns rank seventh nationally and third in the SEC in red zone defense (0.667).
- Texas ranks second in the country while leading the conference in passing yards allowed (133.0) this season.
- UT sits sixth nationally and third in the conference in first down defense (96).
- The Longhorns sport the nation's 10th-best 3rd down conversion percentage defense, allowing a first down just 28.8 percent of the time.

TALKIN' TURNOVERS

- The Longhorns have forced 14 turnovers (10 interceptions, 4 fumbles) this season.
- UT has recorded 10 interceptions this season which leads the SEC and ranks 9th nationally. The Longhorns have intercepted at least one pass in five of seven games this season.
- Texas has recorded a takeaway in every game this season.
- After forcing two fumbles vs. Oklahoma on Oct. 12, it became the first time UT has forced 2+ fumbles in a game since vs. Kansas State on Nov. 4, 2023 (10 games).
- Seven different Longhorns have intercepted a pass this season: Jahdae Barron (3), Andrew Mukuba (2), Anthony Hill Jr. (1), Derek Williams Jr. (1), Ethan Burke (1), Jay'Vion Cole (1) and Wardell Mack (1).
- UT has filed multiple interceptions in four of seven games this season.
- Against ULM on Sept. 21, UT picked off the Warhawks twice with LB Anthony Hill Jr. and DB Jay'Vion Cole recording one apiece to extend the Longhorns' streak to four-straight games with an interception.
- Texas forced three Michigan turnovers on Sept. 7 - two interceptions and a fumble.
- DB Andrew Mukuba intercepted Michigan QB Davis Warren with 7:37 remaining in the second quarter, returning it three yards to the UM37.
- DB Jahdae Barron recorded a fumble recovery and returned it two yards to the UM42.
- DB Derek Williams Jr. intercepted Michigan QB Davis Warren with 2:31 left in the third quarter at the UM48.
- The Longhorns did not turn over the ball and have only recorded one turnover, a deflected interception, in eight quarters this season.
- Ethan Burke increased Texas' streak of three consecutive games with an interception after picking off UTSA's Eddie Lee Marburger for a 30-yard interception return touchdown, marking the first interception return for a touchdown by a Longhorn since Jett Bush had a 43-yard interception return against Texas Tech on Nov. 24, 2023.
- Burke's interception return for a touchdown was also the first non-offensive touchdown by a Longhorn student-

athlete during the 2024 campaign.

- DB Jahdae Barron snagged two interceptions vs. Georgia on Oct. 19.

SNAPPING STREAKS

- The Longhorns snapped Michigan's 23-game home winning streak with the victory on Sept. 7.
- Texas snapped UM's 16-game winning streak which dated back to the 2022 season.
- The Longhorns snapped the Wolverines' Big Ten record 29-game regular season win streak.
- It also solidified Michigan's first regular season, non-conference home loss in a decade (2014-23 games).

LONGHORNS IN THE NATIONAL SPOTLIGHT FOLLOWING MICHIGAN WIN

- Several Texas Longhorn players received national praise for their performances in UT's 31-12 win at No. 10/9 Michigan on Sept. 7 last week.
- QB Quinn Ewers earned the Maxwell Award's National Player of the Week honor while also being named the Earl Campbell Tyler Rose Player of the Week, the Southeastern Conference's Offensive Player of the Week and the Reese's Senior Bowl Offensive Player of the Week. Ewers was also selected to the Davey O'Brien Great 8 and tabbed a Manning Star of the Week.
- Center Jake Majors claimed the Outland Trophy's National Player of the Week to go along with being named Co-Offensive Lineman of the Week by the Southeastern Conference.
- DB Andrew Mukuba earned the Jim Thorpe Award's National Defensive Back of the Week.
- TE Gunnar Helm was announced as the East-West Shrine Bowl's "Texas Star of the Week" and was an honorable mention selection for the Earl Campbell Tyler Rose Award Player of the Week.

BIG PLAYS IN THE BIG HOUSE

- The Longhorns had seven plays for 20 or more yards throughout the ballgame, including one for a touchdown.
- Texas had five plays for 20 or more yards in the first half.
- 1Q: Isaiah Bond 33-yard reception from Quinn Ewers for a first down.
- 1Q: Gunnar Helm 22-yard reception from Quinn Ewers for a first down.
- 1Q: Gunnar Helm 21-yard reception from Quinn Ewers for a touchdown.
- 2Q: Matthew Golden 20-yard reception from Quinn Ewers for a first down.
- 2Q: Jaydon Blue 23-yard reception from Quinn Ewers for a first down.
- 3Q: Gunnar Helm 22-yard reception from Quinn Ewers for a first down.
- 3Q: Ryan Wingo 55-yard rush for a first down.

COACHING CONTINUITY

- Texas is the only program among the Power 4 conferences with the same head coach and offensive & defensive coordinators for the last four years.
- Texas has had only five total coaching changes in three seasons under Steve Sarkisian. RB Coach Stan Drayton left after year one (2021) to be head coach at Temple, and WR Coach Andre Coleman moved on as well that year; WR Coach Brennan Marion left after one season (2022) to become the offensive coordinator at UNLV; following the 2023 season, DL Coach Bo Davis returned to his alma mater to coach the defensive line at LSU; and co-defensive coordinator Jeff Choate left to become the head coach at Nevada.
- In the decade prior to Sarkisian's arrival on the Forty Acres, Texas had three head coaches, seven offensive coordinators and six offensive line coaches.
- 2024 marks the fourth year with the same offensive play caller (Sarkisian)/OC (Kyle Flood) and OL coach in Sarkisian's tenure.
- Marks the first time since Greg Davis and Mac

LONGHORN 2024 HONOR ROLL (CON'T)

QUINN EWERS (JUNIOR, QB)

- » Johnny Unitas Golden Arm Award Semifinalist (Oct. 7)
- » Maxwell Award Player of the Week (Sept. 10)
- » Earl Campbell Tyler Rose Award Player of the Week (Sept. 10)
- » SEC Offensive Player of the Week (Sept. 9)
- » Reese's Senior Bowl Offensive Player of the Week (Sept. 9)
- » Davey O'Brien Great 8 (Sept. 9)
- » Manning Award Star of the Week (Sept. 9)
- » Phil Steele Preseason Fourth-Team All-America
- » Preseason Second-Team All-SEC (Coaches)
- » Preseason Second-Team All-SEC (Media)
- » Davey O'Brien Award preseason watch list
- » Earl Campbell Tyler Rose Award preseason watch list
- » Johnny Unitas Golden Arm Award preseason watch list
- » Manning Award preseason watch list
- » Maxwell Award preseason watch list
- » Walter Camp Player of the Year preseason watch list
- » Reese's Senior Bowl preseason watch list

GUNNAR HELM (SENIOR, TE)

- » East-West Shrine Bowl "Texas Star of the Week" (Sept. 10)
- » Honorable Mention, Earl Campbell Tyler Rose Award Player of the Week (Sept. 10)

ANTHONY HILL JR. (SOPHOMORE, LB)

- » Walter Camp National Defensive Player of the Week (Oct. 15)
- » SEC Co-Defensive Player of the Week (Oct. 14)
- » Preseason Second-Team All-SEC (Media)
- » Preseason Third-Team All-SEC (Coaches)
- » Bronko Nagurski Trophy preseason watch list
- » Butkus Award preseason watch list

JAKE MAJORS (SENIOR, OL)

- » Jason Witten Collegiate Man of the Year Award watch list
- » Campbell Trophy Semifinalist
- » Outland Trophy National Player of the Week (Sept. 10)
- » SEC Co-Offensive Lineman of the Week (Sept. 9)
- » Preseason Third-Team All-SEC (Media)
- » Rimington Trophy preseason watch list
- » Reese's Senior Bowl preseason watch list

ARCH MANNING (REDSHIRT FRESHMAN, QB)

- » SEC Co-Freshman of the Week (Sept. 16)
- » Davey O'Brien Great 8 list (Sept. 16)
- » Earl Campbell Tyler Rose National Player of the Week (Sept. 17)

GAME NOTES

LONGHORN 2024 HONOR ROLL (CON'T)

TREY MOORE (JUNIOR, EDGE)

- » Lombardi Award final watch list
- » Preseason Third-Team All-SEC (Media)
- » Preseason Third-Team All-SEC (Coaches)

MALIK MUHAMMAD (SOPHOMORE, DB)

- » Preseason Second-Team All-SEC (Media)
- » Preseason Third-Team All-SEC (Coaches)

ANDREW MUKUBA (SENIOR, DB)

- » Jim Thorpe Award National Defensive Back of the Week (Sept. 10)
- » Preseason Second-Team All-SEC (Media)
- » Preseason Second-Team All-SEC (Coaches)

COLIN SIMMONS (FRESHMAN, EDGE)

- » Shaun Alexander Freshman of the Year Award preseason watch list

WILL STONE (JUNIOR, K)

- » Preseason Second-Team All-SEC (Media)
- » Preseason Second-Team All-SEC (Coaches)

CAMERON WILLIAMS (JUNIOR, OL)

- » SEC Co-Offensive Lineman of the Week (Sept. 2)

RYAN WINGO (FRESHMAN, WR)

- » Shaun Alexander Freshman of the Year Award preseason watch list

McWhorter's 10-year run together (2001-10) that Texas has had the same play caller/OC and OL coach for more than two years in a row.

- The 2024 season will be the second-straight in which the offensive staff has remained intact.
 - Kyle Flood: Offensive Coordinator/Offensive Line
 - Jeff Banks: Assistant Head Coach/Special Teams Coordinator/Tight Ends
 - Tashard Choice: Associate Head Coach (Offense)/Running Backs
 - Chris Jackson: Passing Game Coordinator/Wide Receivers
 - AJ Milwee: Co-Offensive Coordinator/Quarterbacks

RED HOT IN THE RED ZONE

- Texas has scored on 28 of 32 trips in the red zone (11 run/16 pass) with 27 of those scores being touchdowns.
- Against ULM on Sept. 21, Texas was 7-of-7 with seven touchdowns in the red zone.

DEFENSE ON DISPLAY

- The 111 total yards of offense by ULM on Sept. 21 are the fewest allowed by the Longhorns since the 2014 season opener against North Texas when the Mean Green gained just 94 total yards.
- Against ULM, the 54 passing yards allowed by the Longhorns are the fewest since surrendering only 39 to Oklahoma in 2022, and prior to that, 15 against North Texas in 2014.
- In holding ULM to fewer than 60 yards in both rushing (57) and passing (54), it became the first time the Longhorns limited an opponent to fewer than 60 in both categories since 2009 against UTEP when the defense allowed just nine yards rushing and 44 yards passing.

SETTING THE TONE

- Texas' game-opening touchdown drive against UTSA on Sept. 14 marked the first game-opening scoring drive at home since against Texas Tech on Nov. 24, 2024, when Keilan Robinson capped a seven-play, 56-yard drive vs. the Red Raiders with a 10-yard rushing touchdown.
- In UT's game-opening scoring drive against UTSA on Sept. 14, WR Isaiah Bond reeled in a seven-yard touchdown pass from QB Quinn Ewers. It clinched the 12th straight successful trip into the red zone for the Texas offense that resulted in a scoring play.
- During the seven-play, game-opening scoring drive, Bond grabbed three of Ewers' seven pass completions.
- The scoring drive sealed the 16th consecutive game QB Quinn Ewers has thrown at least one touchdown pass.

DOUBLING DOWN ON QUARTERBACKS

- Sept. 14's 56-7 win vs. UTSA marked the first time Texas had multiple quarterbacks record two-or-more passing touchdowns in the same game since Sam Ehlinger (5) and Casey Thompson (2) accomplished the feat in a 59-3 win over UTEP on Sept. 12, 2020.
- Against UTSA, Quinn Ewers tossed two touchdowns on 14-of-16 passing, before Arch Manning threw four on 9-of-12 passing on the night.
- The six total touchdown passes against UTSA are the second-most in a single game in UT history, following the seven against UTEP in 2020.

DOWNFIELD THREATS

- In the 56-7 win vs. UTSA on Sept. 14, Texas' Ryan Wingo (127) and Isaiah Bond (103) both finished with 100-or-more receiving yards, becoming the first time multiple Longhorns finished a game with 100-or-more receiving yards since Adonai Mitchell (109) and Ja'Tavion Sanders (105) went over the century mark against Oklahoma State in the Big 12 Championship on Dec. 2, 2023.

1 X 3

- As a result of Quinn Ewers, Arch Manning and Trey Owens all completing at least one pass throughout Texas'

win over UTSA on Sept. 14, it established the first time three different football student-athletes completed at least one pass in the same game since Ewers (23), Maalik Murphy (1) and Ryan Sanborn (1) all connected with at least one receiver in the Longhorns' 31-24 victory at Houston on Oct. 21, 2023.

- It was also the first game that three different UT quarterbacks completed at least one pass in the same game since Casey Thompson (8), Sam Ehlinger (10) and Hudson Card (1) accomplished the feat in Texas' 55-23 win over Colorado on Dec. 29, 2020 in San Antonio, Texas.

50 BURGER

- As a result of Ryan Niblett's one-yard touchdown run with 8:18 remaining in the fourth quarter vs. ULM on Sept. 21, Texas opened a season with three-straight 50-plus point performances at home for the first time since 2008.
- To open its 2008 home schedule, Texas beat Florida Atlantic, 52-10, on Aug. 30, before knocking off Rice, 52-10, nearly a month later on Sept. 20. UT then defeated Arkansas 52-10 on Sept. 27, 2008.
- The Longhorns put up 50+ points on the board in four consecutive home games (Nov. 26, 2023-Sept. 21, 2024), dating back to 2023.
- Texas has scored 30+ points in 11 of its last 12 home games, dating back to the 2022 campaign.

GOING BACKWARDS

- Over the course of UTSA's 69 total plays on Sept. 14, the Texas defense was credited with 12.0 tackles for loss, the most by the Longhorn defense in a single game since recording 12.0 against BYU on Oct. 28, 2023.
- The 12.0 tackles for loss against the Roadrunners on Saturday night were tied for the second most in a single game under fourth-year head coach Steve Sarkisian after having 14.0 against TCU in Austin on Nov. 12, 2022.

DELIVERING IN DEBUTS

- 31 Longhorns played in their first game for Texas in season opening win vs. Colorado State.

True Freshman (13)

Brandon Baker
Kobe Black
Xavier Filsaime
Jerrick Gibson
Alex January
Jordan Johnson-Rubell
Michael Kern
Parker Livingstone
Wardell Mack
Collin Simmons
Ty'Anthony Smith
Jordan Washington
Ryan Wingo

Redshirt Freshman (3)

Derion Gullette (RS)
Spencer Shannon (RS)
Colton Vasek (RS)

Transfers (11)

Silas Bolden
Isaiah Bond
Jay'Vion Cole
Velton Gardner
Matthew Golden
Jermayne Lole
Trey Moore
Andrew Mukuba
Amari Niblack
Bill Norton
Tiaoalli Savea

GAME NOTES

Walk-ons (4)

Dorian Black
Graham Gillespie
Thatcher Milton
Brady Sarkisian

- In his collegiate football debut, true freshman WR Ryan Wingo hauled in four receptions on four targets for a team-high 70 yards. Wingo made his first career reception on a 1st-and-10 play from the Texas 26-yard line with five minutes left in the game's opening quarter as quarterback Quinn Ewers found the St. Louis native for a 16-yard reception. Ewers and Wingo connected for a 9-yard pitch-and-catch on the very next play as well.
- True freshman Jerrick Gibson capped Texas' first drive of the third quarter with a 5-yard rushing touchdown, marking the first career score for the Gainesville, Fla., native on the Forty Acres. Gibson finished the game with 10 carries for a team-high 67 rushing yards (6.7 ypc) and a score.
- With 2:23 remaining in the third quarter, redshirt freshman QB Arch Manning found WR Silas Bolden in the right flat for a 5-yard touchdown, marking the first career collegiate touchdown pass for the New Orleans native. Manning also found the end zone again on a quarterback keeper, a 1-yard run, in the fourth quarter.
- Five different student-athletes scored their first career touchdowns as a member of the Texas football program: WR Silas Bolden, WR Matthew Golden, WR Isaiah Bond, RB Jerrick Gibson and QB Arch Manning.
- As the Colorado State offense was marching towards the end zone during the game's closing minutes, true freshman DB Wardell Mack picked off Rams backup quarterback Jackson Brousseau in the back of the end zone.

SHUT 'EM OUT

- With Texas' 52-0 win over Colorado State in the season opener, it marked the first time the Longhorns have shutout an opponent to begin the season since Sept. 4, 2004, when UT beat North Texas, 65-0.
- Courtesy of its defensive effort, Texas recorded its first shutout since Oct. 8, 2022, when the Longhorns knocked off Oklahoma, 49-0, in Dallas.
- The 52-point margin of victory marked the highest by the Longhorns since beating Rice, 58-0, on Sept. 18, 2021.

LEADING THE WAY

- Texas' 31-point halftime lead against the Colorado State Rams was the largest for the Longhorns since having a 31-0 lead over Kansas in Lawrence, Kansas on Nov. 19, 2022.
- Per research gathered by Danny Davis of the Austin American-Statesman, sophomore RB Quintrevion Wisner's 3-yard rushing touchdown to cap the Longhorns' second drive of the afternoon was the first rushing touchdown by Texas to open a new season since the 2014 campaign.
- Malcolm Brown scored the first touchdown of the 2014 season with a 1-yard touchdown run during the first quarter of Texas' 38-7 victory over North Texas on Aug. 30, 2014.
- Wisner's first quarter rushing touchdown was the first of the season for the Glenn Heights, Texas native and second in his last four games after scoring on a 10-yard run with 38 seconds left in the Longhorns' 57-7 win over Texas Tech on Nov. 24, 2023.

SPREADING THE LOVE

- Through seven games this season, 89 Texas players have seen the field.
- This season, 44 players have registered a tackle.
- 13 players have recorded rushing attempts.
- 13 players have caught a pass.
- 77 Texas players (51 in the first half) saw the field against the Colorado Rams on Aug. 31. Five players

scored their first touchdowns at Texas.

- 31 players played in their first game as a Longhorn in the season opener vs. Colorado State on Aug. 31 (13 true freshmen, three redshirt-freshmen, 11 transfers and four walk-ons).

QUARTERBACK MAGIC

- In the season opener against Colorado State, it marked the first time two Longhorn football student-athletes have tossed at least one touchdown in the same game since Oct. 1, 2022, when Hudson Card (3) and Xavier Worthy (1) combined for four passing touchdowns.
- It was also the first time two UT quarterbacks have each thrown a touchdown in the same game since Nov. 13, 2021, when Casey Thompson (6) and Hudson Card (1) totaled seven passing touchdowns against Kansas.

PUTTING UP POINTS

- Texas' 52 points vs. Colorado State marked the most points in a season-opening game for Texas since Sept. 3, 2022, when the Longhorns beat ULM 52-10.
- 2024 marked the third consecutive even-number season-opening game that Texas has scored 50-or-more points: 2020 (59), 2022 (52) and 2024 (52).
- The Longhorns have scored at least 50 points seven times in the Sarkisian era.
- Texas has scored 30+ points in nine of its last 10 games, dating back to the 2023 season.

QUINN IN COMMAND

- **Junior QB Quinn Ewers** has led Texas to 20 wins in 27 starts during his three seasons on the Forty Acres.
- He currently rides an 18-game streak with at least one passing touchdown, dating back to the 2022 season. That streak is the longest by a Texas quarterback since Colt McCoy from 2007-09.
- Against No. 5/4 Georgia on Oct. 19, Ewers completed 25-of-43 pass attempts for 211 yards and two touchdowns.
- In his first time back since suffering an injury vs. UTSA on Sept. 14, Ewers shined and led Texas to a 34-3 win vs. Oklahoma on Oct. 12. Ewers completed 20-of-29 passes (69 percent) for 199 yards and a touchdown. He combined for two touchdowns on the day after running for a one-yard score in the fourth quarter.
- Ewers completed 14-of-16 pass attempts for 185 yards and two touchdowns before leaving the game in the second quarter vs. UTSA.
- UTSA (Sept. 14) also marked the 14th career game that Ewers has tossed multiple touchdowns in a single game, seven of which have been three touchdown performances.
- With Quinn under center in 2024, Texas has recorded 30+ points in all four games he has played in. The Longhorns have scored 30+ points in seven straight games with Ewers as the quarterback, dating back to the 2023 season.
- With his two passing touchdowns vs. UTSA, Ewers surpassed Vince Young (2003-05) for sixth on the program's career passing touchdown list.
- Following Texas' road win at No. 10/9 Michigan on Sept. 7, Ewers was named the Maxwell Award National Player of the Week, Earl Campbell Tyler Rose Player of the Week SEC Offensive Player of the Week and the Reese's Senior Bowl Offensive Player of the Week while also being named to the Davey O'Brien Award Great 8 and a Manning Star of the Week.
- Ewers completed 24-of-36 passing attempts (67 percent) for 256 yards and three touchdowns at Michigan.
- Ewers is now the only FBS quarterback in the country since the start of last season to throw three touchdowns without an interception against multiple AP top-10 opponents, according to ESPN Stats & Info; Ewers led Texas to a victory at Alabama last season, as well.
- With the win against No. 10/9 Michigan at the Big House, Ewers has won eight-straight true road games dating back to 2022, and he's thrown 15 TD passes with just one interception in those games. Three of the eight

LONGHORN 2024 HONOR ROLL (CON'T)

GAME NOTES

LONGHORN 2024 HONOR ROLL (CON'T)

wins have come at top-15-ranked opponents stadiums and in those games, he has completed 63 percent of his passes for 792 yards & eight TDs (0 INTs).

QUINN WINS ON THE ROAD

at No. 10 Michigan (2024): 24-36-246-3/0

at No. 3 Alabama (2023): 24-38-349/3/0

at No. 13 Kansas State (2022): 18-31-197-2/0

Total vs. Top-15 Teams: 66-105-792-8/0

2022 TD/INT

at Kansas State: 2/0

at Kansas 1/0

2023 TD/INT

at #3 Alabama 3/0

at Baylor 1/0

at Houston 2/0

at TCU 1/1

at Iowa State 2/0

2024 TD/INT

at #10 Michigan 3/0

- In the season-opening win against Colorado State, Ewers completed 20-of-27 passes (74.1 percent) for 260 yards and three touchdowns.
- With his three passing touchdowns vs. the Rams, Ewers became just the seventh student-athlete in program history to pass for 40-or-more career touchdowns, becoming the first since Sam Ehlinger (2017-20).
- He tossed for 256 yards at No. 10/9 Michigan, pushing his career passing yardage total to 6,162 to pass Vince Young (2003-05) for seventh on the program's career passing yardage list.
- Ewers entered the 2024 season as one of the most recognized names in college football, having been selected to multiple preseason watch lists, including: the Davey O'Brien Award, Earl Campbell Tyler Rose Award, Johnny Unitas Golden Arm Award, Manning Award, Maxwell Award and Walter Camp National Player of the Year Award.
- The junior has been named preseason Second-Team All-SEC by the media and league's coaches.
- Ewers compiled the fourth-most passing yards in single-season program history with 3,479 yards in 2023. His 10 200-yard passing games last season tied for fifth-most in school history and were the most since Sam Ehlinger (13) in 2019.
- The Southlake, Texas, product averaged 296.2 yards of total offense per game last season, which led all returning SEC quarterbacks in 2024.
- Ewers is one of four returning Power 4 conference quarterbacks to throw for at least 3,400 yards and register 20 or more passing touchdowns in 2023 (Oregon QB Dillon Gabriel, Georgia QB Carson Beck and Miami QB Cam Ward). Ewers and Beck are the only returning SEC quarterbacks to accomplish that feat last season.
- With Quinn in command, the Longhorn offense filed 400+ yards of total offense in 10 games last season, including two games with over 600 yards of total offense (661 vs. Kansas; 662 vs. Oklahoma State).
- With Ewers under center, UT scored 30 or more points in 12 of 14 games last season.
- Ewers has put together eight career games with 300+ passing yards.
- Last season, Ewers ranked amongst the nations best in several categories: 10th in completion percentage (0.690), 12th in passing yards per game (289.9), 13th in total offense (296.2) and 14th in passing yards (3,479).
- In the College Football Playoff Semifinal against No. 2 Washington, Ewers completed 24-of-43 passes for 318 yards and one touchdown, carding his eighth 300-yard passing game of his career.
- Ewers had a career-game against Oklahoma State in the

Big 12 Championship on the way to earning the game's Most Outstanding Player honors:

- He completed 35-of-46 passes for 452 yards and four touchdowns.
- Broke the Big 12 Championship Game record and established career-highs for completions and passing yards.
- Equaled the Big 12 Championship Game and his personal best with four touchdown passes.
- Recorded the first 400-yard passing game of his career and eighth in UT history.
- Had his fifth 300-yard passing game of the season, tied for second-most by a Longhorn QB -- Colt McCoy (2009), Major Applewhite (1999).
- Marked his seventh career 300-yard game, tied for fourth all-time in UT history (James Brown).
- Surpassed 5,000 career passing yards, the eighth-most in program history.
- Also moved over 3,000 passing yards for the season, the sixth Longhorn to accomplish the feat.

MOST PASSING YARDS (TEXAS, ALL-TIME)

Player	Passing Yards	Year(s)
1. Colt McCoy	13,153	2006-09
2. Sam Ehlinger	11,436	2017-20
3. Major Applewhite	8,353	1998-2001
4. James Brown	7,638	1994-97
5. Peter Gardere	7,396	1989-92
6. Chris Simms	7,097	1999-2002
7. Quinn Ewers	6,757	2022-pr.
8. Vince Young	6,040	2003-05
9. Bret Stafford	4,735	1984-87
10. David Ash	4,728	2011-14

MOST PASSING TOUCHDOWNS (TEXAS, ALL-TIME)

Player	Passing TDs	Year(s)
1. Colt McCoy	112	2006-09
2. Sam Ehlinger	94	2017-20
3. Major Applewhite	60	1998-2001
4. Chris Simms	58	1999-2002
5. James Brown	53	1994-97
6. Quinn Ewers	48	2022-pr.
7. Vince Young	44	2003-05
8. Peter Gardere	37	1989-92
9. David Ash	31	2011-14
10. Casey Thompson	30	2019-21

- In the 2023 regular-season finale against Texas Tech, he was successful on 17-of-26 passes for 196 yards and one touchdown.
- At Iowa State, he connected on 22-of-33 passes for 281 yards and two touchdowns.
- After missing two games due to a shoulder injury, he returned to lead Texas to victory over TCU, completing 22-of-33 passes for 317 yards and one touchdown.
- Against Houston, he completed 23-of-29 passes for 211 yards and two touchdowns, marking his eighth consecutive game with a touchdown pass and the ninth multi-touchdown pass game of his career.
- He had a string of 14 consecutive completions against the Cougars, the eighth-longest streak in program history.
- Ewers surpassed 4,000 career passing yards during the matchup with Houston, the 11th Longhorn to accomplish the feat.
- In the Red River Rivalry against Oklahoma, Ewers threw for 346 yards and one touchdown on 31-of-37 passing.
- He connected on a string of 19 consecutive passes against OU, breaking Colt McCoy's record of 18 straight against Oklahoma State in 2008.
- His 31 completions equaled a career high and are tied for the 10th most in a game in UT history.
- It marked his second consecutive 300-yard passing

GAME NOTES

game, the first Longhorn with back-to-back games of 300 passing yards since Sam Ehlinger in 2009 (vs. Kansas, at TCU).

- Ewers connected on 25-of-35 passes for 325 yards and one touchdown in the Horns' victory over Kansas, while also rushing seven times for 40 yards and two touchdowns, including a career-long 30-yard run.
- He also rushed for a touchdown in his third consecutive game, the first Texas QB to accomplish the feat since Sam Ehlinger in 2018 (Tulsa, USC, TCU).
- Tallied his third-straight game with a passing and rushing touchdown and the fourth of his career.
- Had his streak of consecutive passes without an interception ended at 245, the second-longest streak in program history (Sam Ehlinger, 308).

MOST CONSECUTIVE PASSES W/OUT AN INT (TEXAS, ALL-TIME)

Player	Passes	Year(s)
1. Sam Ehlinger	308	2018
2. Quinn Ewers	245	2022-23
3. Sam Ehlinger	162	2018-19
4. Major Applewhite	156	1999
5. Sam Ehlinger	139	2020

- In the Horns' win at Baylor, he completed 18-of-23 passes for 293 yards and one touchdown and added five carries for 16 yards and another score.
- Surpassed 3,000 career passing yards, the 16th Longhorn to accomplish the feat.
- He had a standout performance in week two at Alabama, earning Walter Camp National Offensive Player of the Week, Maxwell Player of the Week, Big 12 Offensive Player of the Week and Davey O'Brien Quarterback of the Week honors after completing 24-of-38 passes for 349 yards and three touchdowns to guide the then-11th-ranked Longhorns to a 34-24 victory over then-No. 3 Alabama in Tuscaloosa.
- In the fourth quarter against the Crimson Tide, Ewers connected on 6-of-7 passes for 135 yards and two touchdowns.
- Ewers opened the 2023 campaign completing 19-of-30 passes for 260 yards and three touchdowns, while also rushing for another score in the victory over Rice.
- The four touchdowns accounted for matched his career high, established last season against Oklahoma.
- Ewers had one of the top freshman campaigns for a Texas QB in program history, guiding the Longhorns to six wins in 10 starts.
- In his 10 games in 2022, Ewers completed 172-of-296 passes (58.1%) for 2,177 yards, 15 touchdowns and six interceptions.
- His 2,177 passing yards were the fifth-most all time for a Texas freshman and the 22nd-most in program history, while the 15 touchdown passes were the fourth-most in a season for a Longhorn freshman.
- He led Texas to six victories, tied for third-most by a freshman in program history.
- In the Alamo Bowl against Washington, he connected on 31-of-47 passes for 369 yards and one touchdown, establishing career highs for completions and passing yards.
- The 31 completions and 47 passing attempts were the third-most ever for a Texas quarterback in a bowl game and both marks equaled the 10th-most in any single game in program history.
- Additionally, his 369 passing yards were the third-most ever for a Longhorn in a bowl game and 16th-most in a single game in UT history.
- Ewers threw for 319 yards and two touchdowns on 19-of-49 passing at Oklahoma State, the first 300-yard passing game of his career.
- He had a standout performance against Oklahoma in the Red River Showdown, completing 21-of-31 passes for 289 yards and four touchdowns, establishing then-career

bests in each category.

- The four touchdown passes are tied for third-most in the UT-OU game in series history and are the most-ever by a Texas freshman.
- Ewers' four passing scores are also tied for 10th-most in a game in program history and tied for third among Texas freshmen.
- His four touchdown passes were the most for a Texas freshman since Shane Buechele had four against UTEP in 2016.
- His efforts earned him Big 12 Conference Newcomer of the Week honors, the first weekly conference honor of his career.
- He started the first two games of the season for the Longhorns, completing 25-of-36 passes (69.4%), for 359 yards and two touchdowns in four total quarters of action.
- Against then-No. 1 Alabama, Ewers passed for 134 yards and connected on 9-of-12 passes before being sidelined with an injury at the end of the first quarter.
- He made his first career start and his Longhorn debut in the season opener against ULM, guiding the Texas to a season-opening 52-10 victory.
- The transfer from Ohio State completed 16-of-24 passes for 225 yards and two touchdowns. After throwing an interception on his second career passing attempt, he bounced back to connect on eight-straight passes and nine of 10, guiding Texas to four touchdowns, a field goal and a field goal attempt on his next six drives.
- Ewers' 225 passing yards were the third-most since 1950 for a freshman starting in the season opener, trailing Shea Morenz's 347 (1993) and Shane Buechele's 280 (2016).
- He was the sixth Longhorn freshman to start the season opener and the fifth to lead Texas to victory.

TRUE FRESHMEN PHENOMS

- Several Longhorn freshmen have made an immediate impact this season, including EDGE Colin Simmons and WR Ryan Wingo.
- Simmons is second on UT in sacks with 4.0 and tackles for loss with 7.5 this season. He's second on the squad in quarterback hurries with four and fifth on the team in total tackles (18).
- Simmons is second amongst FBS freshmen in total sacks (4.0), sacks per game (0.67) and tackles for loss (7.5).
- Simmons' 4.0 sacks so far this season ranks ninth all-time in the program's single-season sacks by a freshman. His 7.5 tackles for loss rank sixth in the SEC and his 4.0 total sacks are the ninth-most by an SEC defender this season.
- On the offensive side of the ball, Wingo ranks fourth on the team in receiving yards this season with 308 and is fifth on the squad in receptions with 16. The St. Louis native averages a team-high 19.25 ypc while averaging 44 receiving yards per game.

MOST SINGLE-SEASON SACKS BY A FRESHMAN (TEXAS, ALL-TIME)

Player	Total Sacks	Year
1. Tim Cambell	13	1975
2. Tony Brackens	10	1993
3. Marcus Tubbs ^A	5.5	2000
4. Anthony Hill Jr.	5	2023
Bobby Rhodes ^A	5	1986
6. Bryan Pickryl	4.5	2002
Rodrique Wright	4.5	2002
Derrick Johnson	4.5	2001
9. Colin Simmons	4.0	2024
10. Kalen Thornton	3.5	2000
Lance Gunn ^A	3.5	1989

LONGHORN 2024 HONOR ROLL (CON'T)

GAME NOTES

LONGHORN 2024 HONOR ROLL (CON'T)

AIR IT OUT ARCH

- Taking over for an injured Quinn Ewers vs. UTSA on Sept. 14, redshirt freshman QB Arch Manning has led Texas to two wins in two starts on the Forty Acres.
- In the 35-13 victory against Mississippi State to open conference play on Sept. 28, Manning established new career highs in completions (26), 83.9 completion percentage and passing yards (325). Manning tossed two touchdowns and accounted for three total after recording a one-yard rushing touchdown.
- After recording a 67-yard touchdown run vs. UTSA on Sept. 14, Arch Manning is the fifth SEC freshman QB in the last 15 years to have a 65+ yard touchdown run, joining South Carolina's LaNorris Sellers (did so on Saturday) Florida's Anthony Richardson (2021) Auburn's Malik Willis (2017) and Texas A&M's Johnny Manziel (2012).
- Arch Manning's 75-yard TD pass (tied for seventh-longest by a UT freshman) to Ryan Wingo and 67-yard TD run (longest ever by a UT freshman) against UTSA marked the first time in UT history that a player recorded a 65-yard-plus pass and run in the same game. Colt McCoy (2009) and Vince Young (2003 and 2005) are the only other players in UT history to post a passing and rushing play of play of 65 or more yards in the same season.
- McCoy had three 65-plus TD passes (68t vs. Kansas, 78t vs. ULM, 88t UCF) and a 65-yard TD run at Texas A&M in 2009. Young recorded a 75-yard TD pass vs. Texas Tech and posted an 80-yard TD run at Oklahoma State in 2005. He also recorded a 67-yard TD pass at Oklahoma State and 65-yard TD run vs. Nebraska in 2003.
- In the last 25 years, only one FBS or NFL QB has had a 75+ yard TD pass, a 65+ yard TD run & another 50+ yard TD pass all in the same game. That one QB was Arch Manning on Saturday. He did it in a span of 15:10 of game time in a game he didn't even start (via OptaStats).
- Manning's 67-yard rushing touchdown was the longest by a UT quarterback since Vince Young was credited with an 80-yard scoring run in the third quarter against Oklahoma State on Oct. 29, 2005.
- The redshirt-freshman's 67-yard rushing touchdown was the longest scoring run by a Longhorn football student-athlete since Jaydon Blue reached the end zone on the ground from 69 yards out during the second quarter of Texas' 57-7 win over Texas Tech on Nov. 24, 2023.
- Manning set a single-game high in passing touchdowns with four after throwing one to DeAndre Moore, Jr., during the second quarter and then connecting with Isaiah Bond to open the third quarter.
- Manning's 12-yard touchdown pass to Cook II early in the fourth quarter marked the first time a UT quarterback has accounted for 5-or-more touchdowns in a game since Casey Thompson had six in the Longhorns' 70-35 win against Texas Tech on Sept. 25, 2021.
- Manning's five (four passing, one rushing) touchdowns on the night are the most touchdowns accounted for by a UT freshman quarterback since Colt McCoy had six (six passing) against Baylor on Oct. 14, 2006.

ALL-TIME UT QB RUNS OF 50 OR MORE YARDS (TEXAS, ALL-TIME)

Yards - Player	Opponent	Year
1. 80t - Vince Young	at Oklahoma State	2005
2. 74t - Bret Stafford	at Stanford	1985
3. 67t - ARCH MANNING*	UTSA	2024
4. 65t - Colt McCoy	at Texas A&M	2009
65t - Vince Young	Nebraska	2003
6. 64 - Vince Young	at Baylor	2003
7. 63 - Eddie Phillips	Notre Dame	1971#
8. 60t - Vince Young	Michigan	2004@
60 - Vince Young	Tulane	2003
10.59t - Vince Young*	Oklahoma	2003
11.55 - Marty Akins	Arkansas	1975
12.52 - Brett Stafford	Air Force	1985+
13.51 - Vince Young	Rice	2005
14.50t - Peter Gardere	Texas A&M	1990

*Freshman I + Bluebonnet Bowl I # Cotton Bowl I @ Rose Bowl

VETERAN PRESENCE UP FRONT

- Texas returned four starters along the offensive line with **Kelvin Banks Jr., Hayden Conner, Jake Majors and DJ Campbell** back for the 2024 season.
- The Longhorns are one of eight FBS teams with the same offensive line starters in all seven games this season (Indiana, Kansas, South Carolina, Texas State, Texas, Utah, West Virginia and Wisconsin).
- The offensive line unit was named to the Joe Moore Award Midseason Honor Roll on Oct. 10 - the Joe Moore Award is presented annually to the most outstanding offensive line in college football.
- There are 157 combined starts on the 2024 offensive line.
- Banks, Majors and Williams have all earned SEC Offensive Lineman of the Week honors this year. Banks, a preseason first-team All-American and member of the Outland Trophy and Lombardi Award watch lists, is a third-year starter who was tabbed a second-team All-American in 2023. Majors, who claimed Outland Trophy National Player of the Week recognition for his efforts in the Michigan game and is a semifinalist for the William V. Campbell Trophy and Jason Witten Collegiate Man of the Year award as well as a member of the Rimington Trophy Watch list, is in his fourth season as a starter. Hayden Conner, a third-year starter, was recently named to the Allstate AFCA Good Works team and as a semifinalist for the Allstate Wuerffel Award. With 48 starts to his credit, Majors has a chance to break the UT record for career starts (55: Johnathan Scott, OL, 2002-05/Rodrique Wright, DT, 2002-05). Campbell has started 20-straight games while Williams, the SEC co-Offensive Lineman of the Week for his efforts in the Horns win over Colorado State, is in his first season as a starter at right tackle, replacing Christian Jones who is now with the Arizona Cardinals.
- The average size of the 2024 anticipated starting five offensive linemen (Banks, Conner, Majors, Campbell, Williams) is 6-4, 324.
- The line has only lost one starter from its previous two seasons in RT Christian Jones, who was drafted into the NFL in April. Four starters are returning from last year in Banks, Conner, Majors and Campbell. While the year before, four starters also returned as Hutson, who is also back this season, started at right guard.
- Last season's offensive line finished as a semifinalist for the Joe Moore Award, presented annually to the top offensive line in the country.
- It marks 12th time in the last 31 seasons in which at least four starters from the offensive line return.
- In 2023, the Texas offensive line helped pave the way for one of the most dynamic offenses in school history. The 2023 Longhorns recorded a program-record 6,685 yards of total offense in 14 games - breaking the previous

GAME NOTES

record of 6,657 (13 games), which was set by the 2005 BCS National Championship team.

- The Longhorns ranked ninth nationally and third in the league in total offense after averaging 477.5 yards per game in 2023. Texas averaged 188.4 yards on the ground and 289.1 yards through the air per game in 2023.
- Texas ranked ninth nationally and second in the Big 12 Conference in offensive first downs with 323.
- Last season, the unit blocked for Doak Walker Award semifinalist Jonathon Brooks and Davey O'Brien Award semifinalist Quinn Ewers. They opened holes for running backs Brooks (1,158 yards), CJ Baxter (659 yards) and Jaydon Blue (398 yards).
- The offensive line helped UT rack up 662 yards of total offense in the Big 12 Championship game versus Oklahoma State - the seventh-most in single-game program history.

KEY O-LINE RETURNERS

Player	Games Played	Starts
Kelvin Banks Jr.	34	34
DJ Campbell	28	21
Hayden Conner	42	34
Jake Majors	49	48
Cole Hutson	29	14
Cameron Williams	29	8

HOTTEST TICKET IN TOWN

- 2024 Texas Football season tickets are sold out. This is the third consecutive season the Longhorns have sold out of designated season tickets. The excitement around Texas Football following last season's College Football Playoff appearance is at an all-time high as the Longhorns begin play in the Southeastern Conference with an additional 4,500 account holders on the waitlist for season tickets in future years.
- In addition, the annual Allstate Red River Rivalry game versus Oklahoma was also sold out and no additional tickets were be available for purchase.

RECORD-SETTING CHAMPIONSHIP GAME

- Texas had 422 yards of offense and 35 points in the first half of the Big 12 Championship Game.
- Texas finished the game with 662 yards of total offense, it is the fifth time they've surpassed 500 total yards of offense this season.
- The 49 combined points in the first half is the most points scored in a half in Big 12 Championship game history. The previous record was 46 (Colorado vs Texas, 2001).
- QB Quinn Ewers, the Big 12 Championship Most Outstanding Player, completed 35-of-46 passes for 452 yards and four touchdowns, breaking the Big 12 Championship Game record and establishing career-highs for completions and passing yards, while also equaling the Big 12 Championship Game and his personal best with four touchdown passes.
- Texas became the only Power 5 team over the last 20 seasons to put up 400 yards of offense and 35 points in a single half of a conference title game.
- Texas' 662 yards of offense in the Big 12 title game were 7th-most ever in a game for Longhorns. Meanwhile, the Longhorns defense held an OSU offense that was averaging 433 yards per game to 281 (89 of which came on the Cowboys final drive when Texas led 49-14).

SCORING IN BUNCHES

- UT opened the season with 52 points, including 24 points in the second quarter, vs. Colorado State. The Longhorns scored three touchdowns in just over five minutes to close the first half.
- Texas has scored over 30 points in seven of its last eight games, dating back to 2023. In four of those contests, the Longhorns have put up 50 or more points.
- Texas scored 30 points or more points in each of the first nine games of the 2023 season for the first time in program history. Texas has scored at least 30 points in

six of seven games this season.

- The Longhorns were one of three teams to score at least 30 points in each of their first nine games last season. The other two were Michigan and Oregon.
- The Longhorns scored at least 21 points in a quarter in each of the first four games last season with two of those occurrences taking place in the fourth quarter.
- The Longhorns are averaging 39.1 points per game this season, which ranks 17th nationally and third in the conference.
- UT started fast and hot offensively in Sept. 7's road win at No. 10/9 Michigan, scoring 24 of its 31 points in the first half against the Wolverines.
- In the Sept. 14 win vs. UTSA, the Longhorns put up 14 points in each quarter.
- Texas didn't waste time vs. ULM, scoring 21 points in the first quarter and leading 28-3 going into the half.
- The Longhorns put up 21 of its 34 total points vs. Oklahoma on Oct.12 in the second quarter.

TEXAS RANKED NO. 1 IN ESPN'S FPI

- Texas has checked in at No. 2 in ESPN's College Football Power Index (27.2) after spending five consecutive weeks at No. 1. Ohio State leads the country in that statistic followed by Texas, Alabama, Georgia and Ole Miss.
- The FPI is a measure of team strength that is meant to be the best predictor of a team's performance going forward for the rest of the season. FPI represents how many points above or below average a team is. Projected results are based on 20,000 simulations of the rest of the season using FPI, results to date, and the remaining schedule. Ratings and projections update daily. FPI data from seasons prior to 2019 may not be complete.
- The Longhorns are currently ranked No. 3 in net efficiency (88.2) while they rank No. 2 in defensive net efficiency (92.1).

COMPLIMENTARY FOOTBALL

- In 2023, Texas ranked sixth in ESPN's College Efficiencies rankings with an overall rating of 84.5. The Longhorns ranked 17th in offensive efficiency (75.4), eighth in defensive efficiency (80.5) and 13th in special teams efficiency (63.0), joining Alabama as the only teams to rank among the top-20 in all three categories.
- Texas ranked seventh among Power 5 programs in total offense (477.5) and 23rd in total defense (336.7), one of eight programs to rank among the top-25 in both categories. The others were Oregon, Georgia, Tennessee, Missouri, Notre Dame, Miami (FL) and UCLA.
- The Longhorns were one of eight FBS schools (and six Power 5 programs) scoring at least 36 points (36.2) and allowing 18 or fewer points (17.5) per game. The list also includes Florida State, Georgia, Michigan, Notre Dame, Oregon, Penn State and SMU.

LONGHORNS ON THE SENIOR BOWL WATCH LIST

- 16 Longhorns were named to the Reese's Senior Bowl watch list on Aug. 21. The Senior Bowl, which takes place in Mobile, Ala., is where elite draft prospects from around the country are selected to showcase their talent and connect with coaches and decision-makers from all 32 NFL teams.
- Texas was one of 11 schools with 16 or more selections to the 2025 Senior Bowl watch list.
- Longhorns on the Reese's Senior Bowl watch list: QB Quinn Ewers, WR Silas Bolden, WR Isaiah Bond, TE Gunnar Helm, OL Kelvin Banks Jr., OL Hayden Conner, OL Jake Majors, DL Vernon Broughton, DL Alfred Collins, DL Jermaine Lole, EDGE Trey Moore, EDGE Barryn Sorrell, LB David Gbenda, DB Jahdae Barron, DB Andrew Mukuba and K Bert Auburn.

LONGHORN 2024 HONOR ROLL (CON'T)

GAME NOTES

NCAA / CONF. TEAM RANKINGS (2024)

CATEGORY	NCAA	CONF.	VALUE
3rd Down Conversion Pct	38	8	0.442
3rd Down Conv. Pct Defense	10	4	0.288
4th Down Conversion Pct	122	16	0.357
4th Down Conv. Pct Defense	45	6	0.471
Blocked Kicks	36	3	1
Blocked Kicks Allowed	67	12	1
Blocked Punts			
Blocked Punts Allowed	99	13	1
Completion Percentage	13	3	0.680
Defensive TDs	27	4	1
Fewest Penalties	80	7	45
Fewest Penalties Per Game	75	7	6.43
Fewest Penalty Yards	55	3	347
Fewest Penalty Yds Per Game	52	3	49.57
First Downs Defense	6	3	96
First Downs Offense	41	6	152
Fumbles Lost	107	12	6
Fumbles Recovered	44	7	4
Kickoff Return Defense	22	5	16.50
Kickoff Returns	43	7	21.88
Net Punting	100	15	37.35
Passes Had Intercepted	70	8	6
Passes Intercepted	9	1	10
Passing Offense	16	4	295.7
Passing Yards Allowed	2	1	133.0
Passing Yards per Comp.	48	10	12.62
Punt Return Defense	72	11	7.25
Punt Returns	67	8	8.06
Red Zone Defense	7	3	0.667
Red Zone Offense	61	7	0.861
Rushing Defense	19	4	104.3
Rushing Offense	58	6	166.1
Sacks Allowed	61	6	1.86
Scoring Defense	1	1	9.7
Scoring Offense	17	3	39.1
Tackles for Loss Allowed	88	11	5.86
Team Passing Efficiency	14	5	162.61
Team Passing Eff. Defense	2	1	88.59
Team Sacks	18	5	2.86
Team Tackles for Loss	14	5	7.6
Time of Possession	77	9	29:35
Total Defense	1	1	237.3
Total Offense	15	3	461.9
Turnover Margin	51	9	0.29
Turnovers Gained	14	3	14
Turnovers Lost	93	13	12
Winning Percentage	11	1	0.857

DRAWING A CROWD

- Texas played in front of capacity crowds in each of the last 19 games, dating back to Week 2 of the 2023 season when the Longhorns hit the road to face the Alabama Crimson Tide in Tuscaloosa.
- Texas ranks second in the country in overall attendance this season (510,516) while leading the conference in that same category.
- Darrell K Royal-Texas Memorial Stadium is fourth in the nation this season in average attendance with an average of 102,103 fans per game.
- In the Sept. 7 road trip to No. 10/9 Michigan, Michigan Stadium recorded an attendance of 111,170. The Texas at Michigan game is the highest attended college football game so far this season.
- The Texas vs. Georgia game on Oct. 19 is the 10th-highest attended game in college football this season with 105,215 fans in attendance.
- At Alabama on Sept. 9, 2023, 100,077 fans filled Bryant-Denny Stadium in Tuscaloosa.
- The following week, 101,777 Longhorns fans packed Darrell K Royal-Texas Memorial Stadium against Wyoming.
- In the 2023 conference opener in Waco, Baylor announced a capacity crowd of 49,165, the eighth-largest attendance figure in McClane Stadium history.
- The Longhorns drew 102,986 fans for the conference home opener against Kansas, the fourth-largest crowd in Darrell K Royal-Texas Memorial Stadium history.
- The 2023 Red River Rivalry against Oklahoma had a capacity crowd of 92,100 fans inside the Cotton Bowl in Dallas.
- In Texas' first game at Houston since 2001, the Longhorns and Cougars drew 42,812 fans to TDECU Stadium.
- The Horns welcomed 101,670 fans back to DKR-Texas Memorial Stadium for the game against BYU.
- The Texas-Kansas State game at Darrell K Royal-Texas Memorial stadium drew the fifth-largest crowd in stadium history: 102,846.
- Back on the road, Texas played in front of 50,812 fans at TCU inside Amon G. Carter Stadium.
- In the final road game of the season, 61,500 fans packed Jack Trice Stadium in Ames, Iowa for the Longhorns' game against the Cyclones.
- Texas hosted 102,452 fans at DKR-Texas Memorial Stadium in the regular-season finale against Texas Tech.
- The Big 12 Championship Game had 84,523 fans in attendance at AT&T Stadium.
- The CFP Semifinal vs. Washington drew 68,791 fans inside the Caesars Superdome in New Orleans, La.

LONGHORN GRADUATES

- Six members of The University of Texas Football team enter the 2024 season having completed their degree requirements and have earned their degrees prior to the season. The list includes DL Dorian Black, WR Silas Bolden, LB David Gbenda. DL Jermaine Lole, OL Jake Majors and DL Bill Norton.
- Additionally, nine Longhorns are set to earn their bachelor's or master's degrees or graduates certificate in the fall. They are: DB Jahdae Barron, DL Vernon Broughton, DL Alfred Collins, OL Hayden Conner, TE Juan Davis, TE Gunnar Helm, DB Gavin Holmes, OL Max Merrill and EDGE Barryn Sorrell.

POWER TO THE PORTAL

- 11 new faces arrived on the Forty Acres for the 2024 season via transfer from other colleges. That group includes:

Player	Previous School
WR Silas Bolden	Oregon State
WR Isaiah Bond	Alabama
DB Jay'Vion Cole	San Jose State
RB Velton Gardner	SMU
WR Matthew Golden	Houston

DL Jermaine Lole	Louisville
DL Trey Moore	UTSA
DB Andrew Mukuba	Clemson
TE Amari Niblack	Alabama
DL Bill Norton	Arizona
DL Tiaoalii Savea	Arizona

SECRET WEAPONS AT TE

- Senior TE **Gunnar Helm** brings leadership and is developed as both a pass catcher and blocker at 6-5, 250 lbs. With the departure of JT Sanders to the NFL, Helm provides extensive experience, having played in 45 career games. Last season, he started six games and caught 14 passes for 192 yards and two touchdowns even with the significant season Sanders produced in receptions.
- The Longhorns add junior **TE Amari Niblack**, who transferred to Texas from Alabama during spring 2024, to the mix. Niblack, who was named to the preseason watch list for the John Mackey Award, played in 24 career games with five starts during his time with the Crimson Tide. As a sophomore in 2023, Niblack hauled in 20 receptions for 327 yards and four touchdowns in 14 games of action.
- Senior TE **Juan Davis** adds more veteran leadership and depth in the tight end room having played in 34 games across four seasons as a Longhorn, primarily on special teams.
- Tight ends at Texas have flourished under Sarkisian. In 2023, Ja'Tavion Sanders (who was selected in the fourth round of the 2024 NFL Draft by the Carolina Panthers), recorded 45 receptions for 682 yards (15.16 ypc) and two touchdowns. Sanders had a standout 2022 season as well, snatching 54 receptions for 613 yards and five scores.

AT THE HELM

- Senior TE Gunnar Helm has been a not-so secret weapon in the Texas offense this season. Helm leads the team with 27 receptions. Gunnar ranks second on the squad in receiving yards with 373 (13.81 ypc). He's second on the team averaging 53.29 receiving yards per game.
- Helm reeled in six catches for 62 yards vs. Georgia on Oct. 19.
- In the win vs. Oklahoma on Oct. 12, Helm led the team with five receptions for 91 yards (18.2 ypc) with a touchdown. He registered his fourth career touchdown reception and the second of the season after he caught a seven-yard pass from QB Quinn Ewers in the second quarter.
- Helm had a career day in Texas' 31-12 win at No. 10/9 Michigan on Sept. 7.
- Helm set career highs in both receptions with a team-best seven and receiving yards with a team-high 98 (14 ypc). Helm tallied 45 yards after catch as well against the Wolverines. As a team, Michigan only compiled 51 yards after catch against Texas.
- The Englewood, Colo., product caught a 21-yard receiving touchdown in the first quarter from QB Quinn Ewers. It was Helm's third career receiving touchdown and his first of the 2024 season.
- Against Michigan, Helm recorded three receptions for 20+ yards.

OFFENSIVE EXPLOSION

- Texas exploded for 661 yards of offense against Kansas in the Big 12 Conference home opener last year.
- The 661 yards were the sixth-most in program history and the most since totaling 689 yards against UTEP in 2020.
- UT's 661 yards were the most in a Big 12 game in program history, topping the previous mark of 658 in 2016 against Texas Tech.
- Texas rushed for 336 yards and threw for 325 yards in the victory over Kansas. It marked the seventh time in program history the Longhorns rushed and passed for over 300 yards in the same game and the first time since 2021 against Texas Tech.
- The Longhorns tallied at least 500 yards of offense in

GAME NOTES

three-straight games at Baylor (503), against Kansas (661) and vs. Oklahoma (527), equaling the longest stretch in UT history.

• It marked the sixth time in program history and first time since 2016 that the Longhorns tallied 500-plus yards in three consecutive games with the prior instances occurring in:

- 1968: 538, at Rice, 547, SMU; 657, at Baylor
- 1969: 676, at SMU; 555, Baylor; 651, TCU
- 2005: 606, at Oklahoma State; 645, at Baylor; 617, Kansas
- 2007: 545, Nebraska; 589, at Oklahoma State; 551, TCU
- 2016: 548, Baylor; 658, at Texas Tech; 536, West Virginia

NEW GUYS BRING EXPERIENCE TO THE WR ROOM

- With the departures of wide receivers Xavier Worthy, Adonai Mitchell and Jordan Whittington to the NFL, the Longhorns are tasked with replacing their top pass catchers from the 2023 season.
- Texas had a successful transfer portal haul and bring in junior WR Isaiah Bond (Alabama), senior WR Silas Bolden (Oregon State) and junior WR Matthew Golden (Houston) to the mix.
- UT also returns standout underclassmen in sophomore Johntay Cook II, DeAndre Moore Jr. and Ryan Niblett, who is also seeing time at running back. True freshman Ryan Wingo, a highly touted five-star recruit, turned heads in the Orange-White spring game after snaring four passes for 81 yards and two touchdowns.
- **Isaiah Bond** played in 27 games with 12 starts during his career at Alabama, registering 65 catches for 888 yards (13.7 ypr) and five touchdowns over the past two seasons in helping the Crimson Tide to a College Football Playoff semifinals appearance in 2023 and an Allstate Sugar Bowl Championship in 2022.
- This past season, Bond led Alabama with 48 receptions for 668 yards (13.9 ypr) and four touchdowns in 14 games with 11 starts. He gathered at least three catches in each of the last seven games and pulled in at least four receptions five of the last six. One of his biggest plays came when he hauled in the 31-yard go-ahead touchdown with 32 seconds left to lift Alabama to an Iron Bowl victory over Auburn. Bond also set career highs of seven receptions and 96 yards with one touchdown against Texas A&M.
- **Silas Bolden** a native of Rancho Cucamonga, Calif., and a two-time second-team All-Pac 12 selection as a return specialist (2022-23), played in 37 career games with 14 starts in four seasons with the Beavers. During that time, he compiled 80 receptions for 1,076 yards (13.4 ypr) and nine touchdowns, while rushing 21 times for 202 yards (9.6 ypc) and four touchdowns. He also returned 40 kickoffs for 1,008 yards (25.2 ypr) with a long of 80, along with three punts for 97 yards and one touchdown with a long of 65.
- As a junior last year, Bolden led Oregon State in all-purpose yards with 1,319 and was tied for second with eight total touchdowns. As part of that, he caught 54 passes for 746 yards (13.8 ypr) and five touchdowns, rushed nine times for 84 yards (9.3 ypc) and two touchdowns, returned 17 kickoffs for 392 yards (23.1 ypr), and brought back three punts for 97 yards and one touchdown. Bolden notched seven games with at least 100 all-purpose yards and made at least two catches in every game with three in all but one contest. Against Utah, he set his career high with 100 receiving yards, matched his career high of six catches with one touchdown, and set a career high of 53 rushing yards with one touchdown on two carries. He helped the Beavers to an 8-5 record last season and an appearance in the Tony the Tiger Sun Bowl.
- **Matthew Golden**, played in 20 career games with 17 starts in two years at Houston, starting eight as a true freshman (2022) and starting all nine games he played in before an injury ended his season as a sophomore in 2023. Golden totaled 76 receptions for 988 yards (13.0

ypc) and 13 touchdowns in two seasons. He also brings depth to special teams as he returned 14 kickoffs for 437 yards (31.2 avg) and two touchdowns. He pulled in 38 receptions for 404 yards and six touchdowns, while returning nine kickoffs for 321 yards (35.7 ypr) and two touchdowns, which went for 100 yards and 98 yards, as a sophomore. He was one of five players nationally to return two kickoffs for touchdowns.

- **Johntay Cook II** played in all 14 games and caught eight passes for 136 yards as a true freshman. He had a season-long 51-yard reception in Texas' win at Baylor.
- **DeAndre Moore Jr.** appeared in 10 games as a true freshman and charted a 15-yard kickoff return at TCU.

WEAPONS AT WIDEOUT

- 13 Texas players have recorded at least one reception through seven games this season.
- In four of seven games this season, UT has had 10 or more players record at least one reception (7 vs. Georgia, 9 vs. OU, 10 vs. Mississippi State, 11 vs. ULM, 10 vs. UTSA, 5 vs. Michigan and 11 vs. Colorado State).
- Three different Longhorn receivers have posted 100+ yard receiving games this season: DeAndre Moore Jr. had four receptions for 104 yards and two touchdowns vs. Mississippi State on Sept. 28, Ryan Wingo pulled in three catches for 127 yards and a touchdown and Isaiah Bond reeled in five receptions for 103 yards and two scores vs. UTSA on Sept. 14.
- True freshman WR Ryan Wingo totaled three catches for 127 yards and a touchdown vs. UTSA on Sept. 14. It was his first career 100+ yard receiving game. Midway through the third quarter, Wingo and quarterback Arch Manning connected for a 75-yard touchdown play to extend Texas' lead to 42-7. The touchdown reception marked the first career touchdown reception for Wingo, a true freshman out of St. Louis, Mo. Wingo's 75-yard touchdown reception marked the longest by a Longhorn football student-athlete since Casey Thompson found Xavier Worthy for a 75-yard scoring reception on the first play of the game against Oklahoma on Oct. 9, 2021.
- WR Isaiah Bond notched his first career game with 100+ receiving yards after snatching five receptions for 103 yards and two scores. It also marked his first career multi-touchdown effort.
- Freshman WR Ryan Wingo led Texas with 70 receiving yards on four receptions in his Longhorn debut against Colorado State on Aug. 31.
- Wingo, Bond, Golden and Cook II combined for 15 catches, 237 yards and three touchdowns against the Rams.
- In the win at Michigan, WR Isiah Bond had three receptions for 51 yards with a long of 33 yards.
- WR Matthew Golden turned in another standout performance for UT, collecting six catches for 41 yards and a score. Golden leads Texas with three touchdown receptions this season.

SPREADING THE BALL AROUND

- Last season, three different players had 10-reception games: Xavier Worthy (10 at TCU), Jordan Whittington (10 vs. Oklahoma) and Adonai Mitchell (10 against Kansas).
- Texas recorded at least one 100-yard receiver in seven of 14 games last season, including one game with two 100-yard receivers (vs. Oklahoma).
- Xavier Worthy hauled in 10 passes against TCU, the third time last season Texas had a receiver with at least 10 receptions in a game.
- It marked the first time since 2019 the Longhorns had three games with a player catching 10 or more passes.
- The three games are tied with 1999 and 2019 for third-most in a season in program history. The program record is five in 2008, followed by four in 2009.
- Three different players with 10 reception-games in a season is the most in program history. The only other season to feature multiple players with 10-plus receptions games was 2008 (Jordan Shipley, three times; Quan

NCAA /CONF. INDIVIDUAL RANKINGS (2024)

NAME/CATEGORY	NCAA	CONF.	VALUE
Jahdae Barron			
Fumbles Recovered.....	28	6	1
Interceptions Per Game.....	12	2	0.4
Interceptions.....	9	2	3
Jaydon Blue			
Total TDs.....	48	8	7
Silas Bolden			
Punt Returns.....	32	5	8.1
Isaiah Bond			
Receiving TDs.....	41	5	4
Yards per Reception.....	69	10	16.52
Vernon Broughton			
Fumbles Recovered.....	4	1	2
Quinn Ewers			
Passing TDs.....	42	5	11
Matthew Golden			
Combined Kick Returns.....	73	7	175
Anthony Hill Jr.			
Sacks.....	16	5	0.79
Tackles for Loss.....	12	3	1.4
Arch Manning			
Passing TDs.....	61	8	9
Andrew Mukuba			
Interceptions Per Game.....	55	7	0.3
Interceptions.....	41	7	2
Colin Simmons			
Sacks.....	57	14	0.57
Derek Williams Jr.			
Fumbles Recovered.....	28	6	1
Ryan Wingo			
Yards per Reception.....	25	7	19.25
Quintrevion Wisner			
YPC.....	53	8	5.5

**Must be ranked in the NCAA Top 75 and Conference Top 10 **

GAME NOTES

IN THE RANKINGS

ASSOCIATED PRESS TOP 25 (Week 9)

Rk	Team (1st)	Record	Points
1	Oregon (59)	7-0	1,523
2	Georgia (2)	6-1	1,434
3	Penn State	6-0	1,375
4	Ohio State	5-1	1,353
5	TEXAS	6-1	1,257
6	Miami (FL)	6-0	1,242
7	Tennessee	6-1	1,075
8	LSU	6-1	1,049
9	Clemson	6-1	984
10	Iowa State	7-0	972
11	BYU	7-0	910
12	Notre Dame	6-1	891
13	Indiana	7-0	830
14	Texas A&M	6-1	748
15	Alabama	5-2	643
16	Kansas State	6-1	576
17	Boise State	5-1	573
18	Ole Miss	5-2	408
19	Pitt	6-0	396
20	Illinois	6-1	392
21	Missouri	6-1	359
22	SMU	6-1	313
23	Army	7-0	193
24	Navy	6-0	166
25	Vanderbilt	5-2	92

Others Receiving Votes: Washington St. 46, Syracuse 15, UNLV 5, Duke 2, South Carolina 1, Nebraska 1, Liberty 1.

COACHES POLL TOP 25 (Week 9)

Rk	Team (1st)	Record	Points
1	Oregon (51)	7-0	1,323
2	Georgia (2)	6-1	1,238
3	Penn State	6-0	1,197
4	Ohio State	5-1	1,107
5	Miami (FL)	7-0	1,087
6	TEXAS	6-1	1,082
7	LSU	6-1	946
8	Tennessee	6-1	916
9	Clemson	6-1	907
10	Iowa State	7-0	829
11	Notre Dame	6-1	809
12	BYU	7-0	740
13	Indiana	7-0	651
14	Texas A&M	6-1	641
15	Alabama	5-2	554
16	Kansas State	6-1	488
17	Missouri	6-1	486
18	Ole Miss	5-2	444
19	Boise State	5-1	379
20	Pitt	6-0	359
21	Illinois	6-1	249
22	SMU	6-1	249
23	Army	7-0	185
24	Navy	6-0	115
25	Vanderbilt	5-2	37

Others Receiving Votes: UNLV 28, Syracuse 27, Washington State 25, Duke 7, Memphis 6, Liberty 6, Wisconsin 3, Tulane 3, Cincinnati 2, Nebraska 1, Arizona State 1.

2024 WEEK-BY-WEEK RANKINGS

WEEK	AP	COACHES	CFP
Preseason	4	4	N/A
Week 2	3	3	N/A
Week 3	2	3	N/A
Week 4	1	2	N/A
Week 5	1	2	N/A
Week 6	2	1	N/A
Week 7	1	1	N/A
Week 8	1	1	N/A
Week 9	5	6	N/A

Cosby, once).

JAHDAE ALL DAY

- Senior DB **Jahdae Barron** has hauled in the preseason accolades after a standout 2023 season where he was named a semifinalist for the Jim Thorpe Award.
- Barron had a career high two interceptions vs. Georgia on Oct. 19. The senior defensive back also finished the game with four total tackles (two solo). Barron became the first Longhorn with two interceptions in a single game since D'Shawn Jamiso accomplished the feat at West Virginia on Oct. 5, 2019 - a span of 63 games.
- Barron had four tackles (two solo) in last weekend's win vs. Oklahoma on Oct. 12.
- In the SEC opener vs. Mississippi State (Sept. 28), Barron filed six total stops (five solo) and a season-high two PBUs.
- During Week 4 vs. ULM (Sept. 21), Barron had two tackles (one solo) and a PBU.
- In Week 3 vs. UTSA on Sept. 14, Barron compiled five total tackles (three solo).
- At Michigan, Barron logged four total tackles, one fumble recovery and one PBU.
- Barron filed one tackle and picked off Colorado State QB Brayden Fowler-Nicolosi in the season opener, returning it for 30 yards. It was his fourth career interception and first since Alabama in 2023.
- Barron has been named preseason second-team All-SEC by the media and league's coaches while also being tabbed to preseason watch lists for the Chuck Bednarik and Bronk Nagurski Trophy.
- Last season, he tallied five tackles (four solo) in the victory at TCU, then collected a trio of tackles in victories at Iowa State and versus Texas Tech, adding a pass breakup against the Red Raiders.
- Barron made plays all over the field against BYU on Oct. 28, 2023, collecting six tackles (two solo) with two tackles for loss, one pass breakup and a pass deflection that led resulted in a Terrance Brooks interception to set up Texas' second touchdown of the game.
- He was a difference-maker for the Longhorns against Houston in 2023, providing a second-half spark with three timely tackles (two solo) and a pass breakup on the Cougars' final offensive play of the game that halted the drive at the Texas 10-yard line.
- The Austin native registered 11 tackles (five solo) with one tackle for loss in the Red River Rivalry against Oklahoma.
- Barron tallied three solo tackles, including a tackle for loss, and recovered a fumble that led to a Texas touchdown.
- Against Wyoming, Barron had a then-season-high 11 tackles (six solo), 0.5 TFL and one pass breakup in the win, including four third-down plays to force fourth down - three tackles and one pass breakup.
- At Alabama, Barron set the tone for the day, intercepting a pass to shut down the Crimson Tide's first drive and returning it 16 yards to set up Texas' first score.
- Barron added four tackles (three solo) in the win in Tuscaloosa, including a third-down tackle that forced an Alabama field goal.
- In 2022, Barron tallied a career-high 78 tackles (43 solo) including a team-leading 11.5 tackles for loss while adding two interceptions, one quarterback hurry, three pass breakups, one fumble recovery and two defensive touchdowns (INT, FR).
- He became the first FBS defensive back since 2000 to register double-digit tackles for loss, one fumble return for a touchdown and one interception return for a touchdown in the same season.
- Posted at least five tackles in eight games in 2022, including three double-digit performances.
- The pair of non-offensive touchdowns gave him three for his career, two shy of Michael Huff's UT record.

MOST NON-OFFENSIVE TOUCHDOWNS (TEXAS, ALL-TIME)

Player	Total TDs	Years
1. Michael Huff	5 (4 INT; 1 FR)	2002-05
2. D. Jamison	4 (2 KR; 1 PR; 1 INT ret)	2018-22
Br. Foster	4 (2 INT; 1 FR; 1 blk PR)	2004-07
Aaron Ross	4 (3 PR; 1 FR)	2003-06
Jordan Shipley	4 (3 PR; 1 KR)	2006-09
6. J. Barron	3 (1 blk PR; 1 INT ret; 1 FR)	2020-pr.

- Barron notched seven tackles (three solo) in the Alamo Bowl against Washington.
- He tallied five tackles (two solo) with two tackles for loss and his first career sack in helping Texas to a win in the season finale against Baylor.
- The Austin native had a career day against TCU, recording 11 tackles with a career-high nine solo and 3.5 tackles for loss, while also collecting his first fumble recovery and returning it 48 yards.
- Barron posted a critical PBU to prevent a TD and create a turnover on downs at Kansas State.
- He had a standout game against Oklahoma State, recording a career-best 12 tackles (six solo) with 1.5 tackles for loss.
- Against Oklahoma in the Red River Showdown, Barron picked off a pass to shut down a Sooner drive, and also tallied six tackles (three solo) and had half a tackle for loss.
- Versus West Virginia, he posted six tackles (five solo) and had one tackle for loss.
- He had a career day at Texas Tech, establishing career bests with 10 tackles, six solo tackles and two tackles for loss.
- Barron recorded his first career interception against UTSA and took it 44 yards for the first pick-six of his career. He also added six tackles (three solo) in the victory over the Roadrunners.
- His effort against UTSA earned him Big 12 Defensive Player of the Week honors.
- Had four tackles (two solo) against Alabama.

DESTRUCTIVE D-LINE

- With the departures of Byron Murphy II and T'Vondre Sweat to the NFL, the Longhorns turn to other standout defensive linemen to lead the defense in 2024.
- Texas added four defensive linemen via transfer portal in the spring, bringing in Trey Moore (UTSA), Bill Norton (Arizona), Jermaine Lole (Louisville) and Tiaolali Savea (Arizona).
- Senior EDGE **Barry Sorrell** brings a veteran presence to the defensive line. The New Orleans, La., native has played in 40 games with 31 starts and was named honorable mention All-Big 12 by the conference's coaches in 2023. Versus, UTSA, Sorrell filed three tackles (one solo), including a season-high 1.5 tackles for a loss of seven yards. He started all 14 games and totaled 37 tackles (17 solo), 4.5 tackles for loss and four sacks as a junior in 2023.
- Junior EDGE **Ethan Burke**, a third-year standout from Austin, has played in 31 career games with nine starts. In the win over UTSA, Burke was credited for three tackles (one solo), including a tackle for a loss of two yards, and an interception that he returned 30 yards for a touchdown in the waning minutes of the fourth quarter. An honorable mention All-Big 12 honoree in 2023, Burke recorded 41 tackles (21 solo), nine tackles for loss, a team-leading 5.5 sacks, one forced fumble and one rumble recovery. He had a career day at No. 3 Alabama with four tackles (all solo), two tackles for loss and one sack. Burke then made a career-high six tackles (three solo) with half a tackle for loss in the Red River Rivalry against Oklahoma. In the CFP semifinal vs. No. 2 Washington, he equaled his career high with six tackles (four solo), including half a tackle for loss.
- Senior DL **Alfred Collins** returns for his fifth season on the Forty Acres and has now appeared in 55 games with 19 starts. An honorable mention All-Big 12 selection in 2023, Collins registered 22 tackles (12 solo) with two

GAME NOTES

tackles for loss, two sacks and two pass breakups. Collins posted a season-high five tackles (one solo) with two quarterback hurries against Texas Tech.

- Senior DL **Vernon Broughton** embarks on his fifth season with the Longhorns and has played in 47 games with nine starts. Broughton established career highs with 17 tackles (seven solo) 4.5 tackles for loss, one sack, one pass breakup and one fumble recovery in 2023.

- Junior EDGE **Trey Moore** transferred to Texas from UTSA in spring 2024 and has been an immediate spark on the defensive side of the ball. Moore was named the 2023 American Athletic Conference Player of the Year and recognized on the AAC first-team. A three-time AAC Defensive Player of the Week in 2023, Moore posted 45 total tackles, including 30 solo stops, 17.5 tackles for a loss and a school-record 14 sacks – only 0.5 shy of the AAC single-season record – with one forced fumble, one interception and four passes defended. The San Antonio, Texas, product had 3.5 sacks and one forced fumble against UAB. He logged a season-high seven tackles with three sacks each against Texas State and East Carolina. As a freshman in 2022, Moore hauled in Freshman All-America distinction from the Football Writers Association of America, The Athletic and College Football News in 2022. He was selected to the Conference USA All-Freshman Team and Honorable Mention All-Conference. Starting all 14 contests at outside backer, he broke the school single-season record for tackles for loss with 18. He tallied 59 total tackles, 30 solo stops, eight sacks, six pass breakups, five quarterback hurries, two forced fumbles and a fumble recovery.

- Senior DL **Bill Norton**, a graduate transfer from Arizona, who also previously played at Georgia from 2019-2022, appeared in all 13 games for Arizona in 2023, starting all but the Stanford game. The Memphis, Tenn., native collected 32 tackles (14 solo, 18 assists) with 2.5 tackles for a loss of five yards, two fumbles, five pressures and three pass breakups. He helped Arizona finish fifth in the Pac-12 and 25th nationally in rush defense, allowing 118.23 yards per game elped the defense finish fifth in the nation on fourth downs (30.0%) and 17th in the red zone (76.0%). Norton notched at least three tackles in seven games.

- Senior DL **Jermayne Lole** is a graduate transfer defensive lineman from Louisville, who also previously played at Arizona State from 2018-2021, and has played in 49 career games with 35 starts. The Long Beach, Calif., native appeared in 14 total games for Louisville, including 12 in 2023 and two in 2022 prior to a season-ending injury. In 2023, Lole totaled 19 tackles, including 5.0 tackles for loss and 1.5 sacks. He contributed two tackles and sack in a conference win versus No. 20 Duke. In the ACC Championship game against Florida State, he registered four tackles including a half tackle for loss for two yards. Lole collected three tackles against USC in the Holiday Bowl to help Louisville to a 10-win season. In 28 games at Arizona State, Lole recorded 123 tackles, including 20 tackles for loss and 11 sacks, with eight pass breakups, however he missed the 2021 season with an injury after being named a preseason All-American by Pro Football Focus (PFF).

- Senior DL **Tiaoaalii Savea** transferred to Texas from Arizona following the 2023 season and has played in 32 career games, including 19 at Arizona that included two starts after having transferred from UCLA where he spent one season and played in 10 games. With the Wildcats, he accumulated 36 tackles, 7.5 tackles for loss, 1.5 sacks, three pressures, one fumble recovery and one blocked kick in two seasons. Last season, he appeared in 12 games with starts against Stanford at nose guard and against Utah at EDGE, collecting 22 tackles, six tackles for loss for 24 yards, 1.5 sacks and three pressures. He tallied multiple tackles in seven games, and against Washington he posted three tackles with two tackles for loss and one sack. Savea helped Arizona to a 10-3 record last year, including a 38-24 win over No. 12 Oklahoma in the Valero Alamo Bowl. All three losses were by seven points or fewer

with one coming by seven in overtime at Mississippi State, another by two in triple overtime at No. 9 USC, and the other by seven against No. 7 Washington, which went on to play in the CFP National Championship Game.

EXPERIENCE ON THE D-LINE

Player	Games Played	Starts
Barryn Sorrell	40	31
Ethan Burke	31	9
Alfred Collins	55	19
Vernon Broughton	47	9
Trey Moore	35	30
Bill Norton	50	12
Jermayne Lole	49	35
Tiaoaalii Savea	32	2
Total	337	150

RUNNING INTO A WALL

- The Longhorns have held three teams to less than 100 rushing yards across six games this season.
- The Horns surrendered just 89 rushing yards to Oklahoma on Oct. 12.
- Texas limited ULM to just 57 rushing yards on Sept. 21.
- UT restrained No. 10/9 Michigan to only 80 yards on the ground on Sept. 7.
- The Longhorns held Colorado State to just 118 yards on the ground (3.7 ypc) in the 2024 season opener.
- Texas held nine opponents to fewer than 100 yards rushing in 2023, the most since 2009 (10), including a stretch of five-straight games against Houston, BYU, K-State, TCU and Iowa State.
- The Longhorns were three yards short of increasing the total to nine games following the CFP semifinal loss to No. 2 Washington after holding the Huskies to only 102 yards on the ground.
- Oklahoma State rushed for only 31 yards in the Big 12 Championship Game.
- The Longhorns held Iowa State to nine yards rushing on 21 carries — the fewest allowed by Texas in Big 12 game since 2011.
- The five consecutive games of under 100 rushing yards allowed was the longest Texas since 2009 and tied for the third-longest streak in the Big 12 Conference over the last 15 seasons:

1. Texas	6	2009
Oklahoma State	6	2009
3. TEXAS	5	2023
TCU	5	2014

- All totaled in those five games, opponents rushed for 241 yards (48 ypg) on 118 carries (two ypc).

LESS THAN 100 RUSHING YARDS GAMES

Year	Occurrences
2024	3 (80 MICHIGAN, 57 ULM, 89 OU)
2023	8 (27 RICE, 60 BU, 14 UH, 95 BYU, 30 KSU, 88 TCU, 9 ISU, 31 OSU)
2022	3 (92 ULM, 61 WVU, 74 ISU)
2021	1 (76 UL)
2020	3 (43 UTEP, 43 WVU, 64 BU)
2019	5 (51 KSU, 71 TTU, 73 LT, 87 RICE, 96 WVU)
2018	4 (-5 USC, 62 ISU, 72 UGA, 88 BU)
2017	7 (10 ISU, 31 BU, 42 SJSU, 56 WVU, 62 TTU, 71 USC, 96 KU)
2016	1 (98 ISU)

2024 SEC STANDINGS

Team	SEC	Overall
Texas A&M	4-0	6-1
LSU	3-0	6-1
Georgia	4-1	6-1
Tennessee	3-1	6-1
Texas	2-1	6-1
Missouri	2-1	6-1
Vanderbilt	2-1	5-2
Alabama	2-2	5-2
Florida	2-2	4-3
Arkansas	2-2	4-3
South Carolina	2-3	4-3
Ole Miss	1-2	5-2
Oklahoma	1-3	4-3
Kentucky	1-4	3-4
Auburn	0-4	2-5
Mississippi State	0-4	1-6

TEXAS' 2024 OPPONENTS

Team	Record
Colorado State	4-3
at Michigan	4-3
UTSA	3-4
ULM	5-1
Mississippi State*	1-6
vs. Oklahoma*	4-3
Georgia*	6-1
at Vanderbilt*	5-2
Florida*	4-3
at Arkansas*	4-3
Kentucky*	3-4
at Texas A&M*	6-1

TOTAL **49-34 (.590)**
*SEC Opponent

GAME NOTES

TEXAS' RECORD WHEN...

	2024	Sarkisian Era
Overall.....	6-1	31-15
Conference.....	2-1	19-11
Non-conference.....	3-0	11-4
Home.....	4-1	19-5
Away.....	1-0	9-6
Neutral.....	1-0	3-4
Current streak.....	L1	L1
Current home streak.....	L1	L1
Current road streak.....	W8	W8
Current neutral site streak.....	W1	W1
Day game.....	4-0	18-8
Night game.....	2-1	13-7
August.....	1-0	1-0
September.....	4-0	14-3
October.....	1-1	7-6
November.....	0-0	8-4
December.....	0-0	1-1
January.....	0-0	0-1
vs. Top 25 teams.....	2-1	9-10
vs. unranked teams.....	4-0	23-5
On natural grass.....	1-0	6-4
On artificial surface.....	5-1	25-11
Scoring first.....	5-0	21-4
Opponent scores first.....	1-1	10-11
Leading after 1st quarter.....	5-0	24-5
Trailing after 1st quarter.....	1-1	6-7
Tied after 1st quarter.....	0-0	1-3
Leading at halftime.....	6-0	28-6
Trailing at halftime.....	0-1	2-7
Tied at halftime.....	0-0	1-2
Leading after 3rd quarter.....	6-0	29-6
Trailing after 3rd quarter.....	0-1	1-9
Tied after 3rd quarter.....	0-0	1-0
Overtime.....	0-0	1-2
Scoring 0-19.....	0-1	0-4
Scoring 20-29.....	0-0	4-5
Scoring 30-39.....	3-0	15-4
Scoring 40+ points.....	3-0	13-2
Allowing 0-19.....	6-0	19-1
Allowing 20-29.....	0-0	10-2
Allowing 30-39.....	0-1	2-8
Allowing 40+ points.....	0-0	0-4
Game decided by 1-9.....	0-0	7-12
Game decided by 10-19.....	1-1	5-2
Game decided by 20-29.....	1-0	8-1
Game decided by 30-39.....	1-0	3-0
Game decided by 40+.....	3-0	8-0
With 100-yard rusher.....	2-0	21-6
Allow 100-yard rusher.....	1-0	4-9
With 300-yard passer.....	1-0	7-6
Allow 300-yard passer.....	0-0	7-3
Outgaining opponent.....	6-0	28-2
Outgained by opponent.....	0-1	3-13
No turnovers.....	1-0	9-3
One to three turnovers.....	5-0	22-10
Four or more turnovers.....	0-1	0-2
No takeaways.....	0-0	2-6
One to three takeaways.....	6-1	29-9
Four or more takeaways.....	0-0	0-0
Win turnover margin.....	3-0	17-3
Tie turnover margin.....	1-0	8-5
Lose turnover margin.....	2-1	6-7
Win time of possession.....	4-0	20-2

2015	None
2014	2
2013	2
2012	1
2011	6
2010	4
2009	10

KING OF THE HILL

- Sophomore LB **Anthony Hill Jr.** comes back after a breakthrough Freshman All-American campaign in 2023. Hill is Texas' leading tackler through seven games with 50 total stops (23 solo). Hill also leads UT in tackles for loss with 10 and sacks with 5.5. Hill ranks third in the SEC in tackles for loss, fifth in sacks and ninth in total tackles.
- Against No. 5/4 Georgia on Oct. 19, Hill had eight tackles (four solo), 1.5 tackles for a loss of four yards, including a sack for a loss of two yards.
- Hill carded his second career double-digit tackling effort in the win over OU on Oct. 12 after tying his career high in total tackles with 11 (seven solo) and notching a career high 3.5 tackles for loss, tying his career high in sacks with 2.0 and having one forced fumble.
- Hill has recorded a sack in five straight games and a TFL in each of his last 11 games going back to 2023.
- Hill had a six tackle effort that included one solo stop, 1.5 tackles for a loss of six yards and a 0.5 sack for a loss of four yards.
- Hill finished with three tackles (one solo stop), one sack for a loss of five yards and an interception he returned for 32 yards vs. ULM on Sept. 21.
- He had a career day in the win over UTSA on Sept. 14, registering a career-high 11 stops (five solo), including a tackle for a loss of two yards, and a quarterback hurry. It also doubled as his first career double-digit tackle performance.
- He opened the 2024 season with five-tackle effort, including logging one tackle for a loss of three yards, vs. Colorado State.
- Hill Jr. had six tackles (two solo) and a 0.5 tackle for loss against No. 10/9 Michigan on Sept. 7.
- Hill Jr. is the team's leading returning tackler after logging 67, including five sacks and eight tackles for loss, in 2023.
- Hill Jr. has been named to preseason watch lists for the Dick Butkus Award and Bronko Nagurski Trophy to go along with preseason second-team All-SEC praise by the media and a preseason third-team All-SEC nod by the league's coaches.
- Hill Jr. earned a spot on the FWAA's Freshman All-America team to go along with co-Big 12 Defensive Freshman of the Year honors. The Denton, Texas, product was also named honorable mention All-Big 12, a Shaun Alexander Freshman of the Year Award semifinalist and a Freshman All-America selection by ESPN, The Athletic and the College Football Network.
- Hill Jr. played in all 14 games with six starts and recorded 66 tackles (40 solo), 8.0 tackles for loss, five sacks, one forced fumble, four quarterback hurries and two pass breakups as a true freshman.
- He etched his name into the Longhorn record book after producing five sacks, which ties for the fourth-most by a Longhorn freshman and the third-most by a Texas true freshman.
- The eight tackles for loss by Hill Jr. equaled the eighth-most for a UT freshman and sixth-most for a true freshman.
- His 67 total tackles were the ninth-most by a Power 5 conference freshman and seventh-most by a Power 5 conference true freshman in 2023. He led all Big 12 true freshmen in total tackles and only three other SEC true freshmen compiled more tackles (Alabama's Caleb Downs with 107, South Carolina's Jalon Kilgore with 76 and Texas A&M's Taurean York with 74).
- He had a breakout performance in the win at No. 3 Alabama, logging six tackles (four solo stops) with two tackles for loss and two sacks, including one in the

Crimson Tide's final offensive play of the game. Following the win at Alabama, Hill Jr. earned Shaun Alexander Freshman of the Week and 247Sports True Freshman of the Week honors.

MOST SINGLE-SEASON SACKS BY A FRESHMAN (TEXAS, ALL-TIME)

Player	Total Sacks	Year
1. Tim Cambell.....	13	1975
2. Tony Brackens.....	10	1993
3. Marcus Tubbs^.....	5.5	2000
4. Anthony Hill Jr.	5	2023
Bobby Rhodes^.....	5	1986
6. Bryan Pickryl.....	4.5	2002
Rodrique Wright.....	4.5	2002
Derrick Johnson.....	4.5	2001
9. Colin Simmons	4.0	2024
10. Kalen Thornton.....	3.5	2000
Lance Gunn^.....	3.5	1989

THE RUNNING BACK ROOM

- Two Longhorn running backs have posted 100+ yard games this season: Jaydon Blue (124 vs. ULM) and Quintrevion Wisner (118 vs. Oklahoma).
- The Longhorns ran for a season-high 239 yards on the ground on Sept. 21 vs. ULM before compiling 198 yards on the ground in the SEC opener vs. Mississippi State on Sept. 28.
- For the third consecutive season and eighth time in program history, the Longhorn backfield featured a 1,000-yard rusher and 500-yard rusher in 2023.
- Jonathon Brooks rushed for a career-high 1,139 yards during the first 10 games of the season, while CJ Baxter has brought his season total to 595 yards including a career-high 117 yards in the win at Iowa State.
- With sophomore CJ Baxter out for the 2024 season due to injury, junior **Jaydon Blue** will carry the load. Blue
- Blue rushed 65 times for 398 yards and three touchdowns and caught 14 passes for 135 yards and a score in 2023. He tallied his first-career 100-yard rushing performance after running the ball 10 times for 121 yards and a touchdown vs. Texas Tech.
- The duo combined for seven 100-yard games through the first 12 games of the season, while Jaydon Blue added an eighth 100-yard game against Texas Tech.
- As a team, Texas rushed for at least 100 yards in every game in 2023.
- During the 2021 and 2022 seasons, Bijan Robinson rushed for over 1,100 yards each season, while Roschon Johnson topped 550 rushing yards in both - the first Texas duo to accomplish the feat since 2001 (Cedric Benson, Ivan Williams).
- Texas had a different 100-yard rusher in three of the last four games during the 2023 season, with Jonathon Brooks rushing for 104 yards at TCU, CJ Baxter for registering 117 yards at Iowa State and Jaydon Blue collecting 121 yards against Texas Tech. Jaydon Blue ran for 59 yards on nine attempts (6.6 ypc) and a touchdown in the CFP Semifinal vs. No. 2 Washington.
- RB Jonathon Brooks rushed for 1,139 yards in 2023 marking the 12th consecutive year a Sarkisian offense has had a 1,000-yard rusher.
- UT has had a 100-yard rusher in eight of the last 12 games, with Brooks rushing for 99 and 98 yards in the other two.
- Texas posted three games last season with over 200 yards on the ground, including two games with notching 300+ rushing yards (336 vs. Kansas; 302 vs. Texas Tech).

TEXAS' GAME-BY-GAME RUSHING YARDS (2024)

Opponent	UT Rushing
Colorado State	190
Michigan	143
UTSA	187
ULM	239

GAME NOTES

Mississippi State	198
Oklahoma	177
Georgia	62

TEXAS' GAME-BY-GAME RUSHING YARDS (2023)

Opponent	UT Rushing
Rice	158
Alabama	105
Wyoming	185
Baylor	175
Kansas	336
Oklahoma	156
Houston	141
BYU	184
Kansas State	230
TCU	165
Iowa State	123
Texas Tech	302
Oklahoma State	198
Washington	180

NOT FEELING SO BLUE

- RB Jaydon Blue collected his second career 100-yard rushing effort after finishing with 25 carries for 124 yards on the ground (both career highs) and three rushing touchdowns vs. ULM on Sept. 21. Blue also finished with one catch for three yards and a touchdown. Blue is the first Texas player to record 100+ yards on the ground in a single game this season and the first since he ran for 121 yards on 10 carries against Texas Tech in 2023 (five games).
- Blue scored on a one-yard rushing touchdown with 7:11 remaining in the first quarter. It was his second rushing touchdown of the season and the fourth of his career.
- Blue added a receiving touchdown on a three yard pass from Arch Manning with 5:31 remaining in the first quarter. It was his third receiving touchdown.
- It was Blue's first career multi-touchdown effort.
- Blue carried the ball a career-high 25 times and recorded his second 100-yard rushing game of his career.
- With his fourth touchdown vs. ULM, Blue became the first Longhorn since Bijan Robinson against Kansas in 2022 to have four touchdowns.

BIG MAN TOUCHDOWNS

- Last year, former Longhorn and current Tennessee Titan DL T'Vondre Sweat hauled in a 2-yard touchdown reception in the Big 12 Championship Game against Oklahoma State.
- DL Byron Murphy II caught a 1-yard touchdown pass to cap the Longhorns' first touchdown drive against Wyoming, the first reception and touchdown of his career.
- Murphy and Sweat became the fourth and fifth Longhorn lineman to score a touchdown on offense.

LONGHORN LINEMAN OFFENSIVE TOUCHDOWNS

T'Vondre Sweat, DT, vs. Oklahoma State, 2023

- 2-yard TD reception from Quinn Ewers

Byron Murphy II, DT, vs. Wyoming, 2023

- 1-yard TD reception from Quinn Ewers

Sam Cosmi, OT at West Virginia, 2019

- 12-yard lateral from Sam Ehlinger
- First-ever Longhorn offensive lineman rushing touchdown

Luke Poehlmann, OT, at Baylor, 2011

- Tackle-Eligible
- 3-yard TD reception from Case McCoy
- First-ever Longhorn offensive lineman touchdown reception

Derek Lokey, DT, vs. Arizona State (Holiday Bowl), 2007

- 2-yard TD reception from Colt McCoy
- First-ever Longhorn defensive lineman with an offensive touchdown

SPECIAL TEAMS MAGIC

- Texas scored three special teams' touchdowns during the 2023 campaign.
- Keilan Robinson returned the opening kickoff of the second half for a 95-yard touchdown, the ninth-longest kickoff return for a touchdown in program history.
- Xavier Worthy returned a punt 74 yards for a touchdown to open the scoring against BYU.
- Worthy's return for a touchdown was the first by the Longhorns since 2018 and the 74 yards was the 10th-longest in program history.
- It marked the first punt return for a touchdown allowed by BYU since 2019.
- Against Oklahoma, Kitan Crawford blocked a punt in the end zone that was recovered by Malik Muhammad for Texas' first TD of the game.
- The blocked punt resulted in the second non-offensive TD of the season (Jerrin Thompson INT return vs. Wyoming).
- At Iowa State, T'Vondre Sweat blocked a point after try that was scooped up by Austin Jordan and returned 82 yards to pick up two points for the Horns.
- Against Texas Tech, **Michael Taaffe** blocked a punt in the second quarter, the second blocked punt for the Longhorns this season and the third blocked kick.
- Keilan Robinson returned the opening kickoff of the second half 95 yards for a touchdown, the ninth-longest kickoff return in program history and the first kickoff return touchdown for Texas since 2020.
- **Bert Auburn** went a perfect 5-for-5 on field goals in the victory, including a career-long 54-yarder.

DRIVING THE FIELD

- The Longhorns have posted a scoring drive of 75 yards or more in every game this season.
- Five of Texas' scoring drives vs. Mississippi State went for 70+ yards.
- Texas had two 75+ yard scoring drives in the win vs. ULM on Sept. 21.
- All seven of the Longhorns' scoring drives were for at least 65 yards vs. UTSA on Sept. 14. Texas opened the game with an eight-play, 84-yard drive that resulted in a Quinn Ewers seven-yard passing touchdown to WR Isaiah Bond. UT had three scoring drives of 72-75 yards.
- In the season opener against Colorado State, Texas posted four scoring drives of 60 yards or more, including an eight-play, 80 yard drive in the third quarter.
- In last Saturday's victory at No. 10/9 Michigan, the Longhorns filed two scoring drives of 75 yards or more.
- Texas registered a scoring drive of 75 yards or more in each game during the 2023 season and in 21-straight games, which dates back to the 2022 season.
- Texas had a scoring drive of at least 82 yards in nine of 14 games in 2023, including five 90-plus yard drives.
- In the CFP Semifinal vs. No. 2 Washington, the Longhorns pieced together four scoring drives of 60+ yards.
- At Alabama, the Horns put together a 14-play, 82-yard drive that concluded with a Bert Auburn 29-yard field goal.
- Texas' first touchdown drive against Wyoming was a 17-play, 90-yard effort that took 8:03 to execute.
- On the drive, Texas rushed 11 times for 56 yards and converted two fourth downs before DL Byron Murphy II hauled in a 1-yard touchdown reception.
- Eight different players touched the ball during the drive
- It marked the Longhorns' first 90-yard scoring drive since last season's victory over Oklahoma.
- Texas did it again the following week at Baylor, driving 95 yards on just seven plays in 3:28, closing out the drive with a 21-yard reception by Xavier Worthy.
- UT's drive started after a Jaylan Ford interception in the end zone to stop a Bear scoring attempt.
- The Horns added an 88-yard touchdown drive against

2024 LONGHORN GAME CAPTAINS

COLORADO STATE

Kelvin Banks Jr., Jahdae Barron, Quinn Ewers and Barryn Sorrell

MICHIGAN

Kelvin Banks Jr., Jahdae Barron, Quinn Ewers and Barryn Sorrell

UTSA

Vernon Broughton, Gunnar Helm, Jake Majors and Trey Moore

ULM

Alfred Collins, Hayden Conner, Anthony Hill Jr. and DeAndre Moore Jr.

MISSISSIPPI STATE

Jaydon Blue, David Gbenda, Liona Lefau and Jake Majors

OKLAHOMA

Kelvin Banks Jr., Jahdae Barron, Quinn Ewers and Barryn Sorrell

GEORGIA

Vernon Broughton, Gunnar Helm, Anthony Hill Jr. and Jake Majors

VANDERBILT

--

FLORIDA

--

ARKANSAS

--

KENTUCKY

--

TEXAS A&M

--

GAME NOTES

WINNINGEST PROGRAMS

BY VICTORIES

RK	TEAM	W	L	T	PCT	YEARS
1.	Michigan	1,008	356	36	0.734	144
2.	Alabama	970	339	43	0.734	129
3.	Ohio State	969	334	53	0.735	134
4.	TEXAS	954	393	33	0.704	131
4.	Notre Dame	954	338	42	0.731	133
6.	Oklahoma	948	343	53	0.726	129
7.	Penn State	936	409	41	0.690	137
8.	Nebraska	922	426	40	0.679	134
9.	Georgia	887	430	54	0.666	130
10.	USC	878	373	54	0.695	130

BY WINNING PERCENTAGE

RK	TEAM	W	L	T	PCT	YEARS
1.	Ohio State	969	334	53	0.735	134
2.	Alabama	970	339	43	0.734	129
	Michigan	1,008	356	36	0.734	144
4.	Notre Dame	954	338	42	0.731	133
5.	Oklahoma	948	343	53	0.726	129
6.	Boise State	497	187	2	0.724	28
7.	TEXAS	954	393	33	0.704	131
8.	USC	878	373	54	0.695	130
9.	Penn State	936	409	41	0.690	137
10.	Nebraska	922	426	40	0.679	134

MILESTONE VICTORIES

WIN	DATE	OPPONENT	SCORE
50	11/28/1901	Texas A&M	32-0
100	10/29/1910	Auburn	9-0
150	11/3/1918	Ream Flying Field	26-2
200	10/24/1925	Rice	27-6
250	10/28/1933	Rice	18-0
300	10/16/1943	Arkansas	34-0
350	11/24/1949	at Texas A&M	42-14
400	9/26/1958	at Tulane	21-20
450	11/28/1963	at Texas A&M	15-13
500	1/1/1970	vs. Notre Dame ^	21-17
550	10/25/1975	Rice	41-9
600	10/24/1981	at SMU	9-7
650	11/14/1987	TCU	24-21
700	10/21/1995	Virginia	17-16
750	10/20/2001	Colorado	41-7
800	1/4/2006	vs. USC !	41-38
850	11/20/2010	Florida Atlantic	51-17
900	9/15/2018	USC	37-14
950	9/7/2024	at Michigan	31-12

^ Cotton Bowl

! Rose Bowl/BCS National Championship Game

Kansas the next week and posted a 85-yard scoring drive against Oklahoma in week six.

- Texas had a 13-play, 85-yard scoring drive in the first half at TCU, closing out the drive with an Adonai Mitchell 6-yard TD reception from Quinn Ewers.
- At Iowa State, Texas put together a 9-play, 91-yard drive that wrapped up with a Jordan Whittington 23-yard touchdown reception.
- In the final drive of the regular season, the Longhorns chewed up 7:59 of clock time marching 91 yards in 13 plays, capping it off with a 10-yard touchdown run by Quintrevion Wisner.
- The Longhorns had three scoring drives of 82 yards against Oklahoma State, including a 7-play, 95-yard touchdown drive to give the Longhorns a 28-7 lead early in the second quarter.

NON-OFFENSIVE TOUCHDOWNS

- Texas has made scoring non-offensive touchdowns a habit, registering at least one in each of the last eight seasons and in 15 of the last 16 seasons overall.
- Junior EDGE Ethan Burke kept the streak alive after recording UT's first non-offensive touchdown of the 2024 season in the victory against UTSA. Burke had a pick-six he returned for 30 yards in the waning minutes of the fourth quarter vs. the Road Runners, increasing the Longhorns' streak to eight-straight seasons with a non-offensive touchdown and tallying at least one in 15 of the last 16 seasons overall.
- The Horns scored five non-offensive touchdowns in 2023, the third time in the last 15 seasons that Texas has tallied at least five in a year and the most since 2017.
- UT picked up two in the win over Texas Tech, earning the first on a 95-yard kickoff return by Keilan Robinson to open the second half of play, then adding a second near the end of the third quarter when Jett Bush hauled in an interception after it bounced off the foot of a Red Raider and taking it 43 yards for the score.
- Xavier Worthy returned a BYU punt 74 yards for a touchdown for the first score of the game in Texas' victory over the Cougars.
- **Malik Muhammad** opened the scoring for Texas in the Red River Rivalry after recovered a Kitan Crawford blocked punt in the first quarter against Oklahoma.
- Jerrin Thompson clinched the Longhorns' week three victory over Wyoming with a 27-yard interception return.

Year	Touchdowns
2024.....	1 (1 INT)
2023.....	5 (2 INT, PR Block, PR, KR)
2022.....	4 (2 INT, PR Block, FR)
2021.....	1 (INT)
2020.....	2 (KR, PR Block)
2019.....	1 (KR)
2018.....	2 (FG Block, PR)
2017.....	8 (5 INT, PR, FR, FG Block)
2016.....	None
2015.....	4 (2 FR, INT, PR)
2014.....	2 (2 INT)
2013.....	3 (INT, FR, PR)
2012.....	3 (2 INT, FR)
2011.....	4 (2 KR, INT, PR Block)
2010.....	2 (INT, FR)
2009.....	11 (4 INT, 4 PR, 3 KR)

- The Horns wasted no time in 2022 when Keilan Robinson scored on a D'Shawn Jamison blocked punt to close out the first drive of the season opener by ULM.
- Jamison secured a defensive score with a third-quarter, 69-yard interception return against ULM, giving UT multiple non-offensive touchdowns in a season for the fourth time in six years.
- UT added a third for the 2022 campaign when **Jahdae Barron** intercepted a pass against UTSA at the Roadrunner 44-yard line and took it to the house for the first interception return of his career. He followed that with a scoop-and-score fumble recovery against TCU.

- Josh Thompson tallied a 27-yard interception return against Texas Tech in 2021 that marked the fifth-straight season in which the Longhorns had a non-offensive touchdown.
- D'Shawn Jamison's 100-yard kickoff return against Oklahoma State in 2020 was the second of his career and fueled the Longhorns comeback from an 11-point deficit at the sixth-ranked Cowboys.
- UT finished 2017 with eight non-offensive touchdowns, tied for the most in the country. It was their most since registering 11 in 2009.

STARTING FAST

- In 2024, Texas has outscored opponents 146-22 in the first half.

VICTORY COUNT

- 2023 marked the third time in program history that Texas went to a bowl game with 12 wins (2005, 2009, 2023).
- Last season, Texas had three wins over teams in the final College Football Playoff Top-25 rankings: Alabama, Oklahoma State, Kansas State
- The Longhorns posted eight wins over bowl-eligible teams in 2023.

TEXAS IN THE SPOTLIGHT

- The Texas-Michigan BIG NOON SATURDAY matchup on FOX scored 9.35 million viewers. It is the second-most watched college football game this season on any network.
- The Texas-Alabama broadcast on Sept. 9, 2023, was the most-viewed regular-season game for ESPN since 2015.
- The broadcast averaged 8.8 million viewers on ESPN and ESPN2, peaking at over 10.7 million viewers.
- UT-UA had the best Saturday viewership for an ESPN game since 2014.
- "Field Pass with The Pat McAfee Show" on ESPN2 had 799,000 viewers – the most-watched McAfee Alternate Telecast and most-viewed College Football Alternate Telecast since the 2018 CFP National Championship.
- Texas-Oklahoma had 8.1 million viewers on ABC - the second-highest mark ever for the Red River Rivalry (2009).
- Viewership peaked at 11.1 million viewers, while "Field Pass with The Pat McAfee Show" on ESPN2 had 559,000 viewers.

SPECIAL TEAMS SPOTLIGHT

- Three letterwinners return in kickers **Bert Auburn** and **Will Stone** and longsnapper **Lance St. Louis**. Auburn established UT single-season records in 2023 for field goals made (29) and points scored by a kicker (143) and set the Texas and Big 12 Conference record with 19 consecutive field goals made. His 29 makes came on 35 attempts (82.9%). That came on the heels of 21 made field goals on 26 attempts (80.1%) in 2022. Stone has handled kickoff duties the last two years and produced 49 touchbacks on 96 kickoffs last season. St. Louis emerged as the primary longsnapper during week four of the 2022 season.
- In the return game, Keilan Robinson was the primary kickoff returner the last two seasons and was chosen in the NFL Draft this year, however the Longhorns add Oregon State transfer **Silas Bolden**, who was second-team All-Pac 12 last year as a returner and has brought back 40 kickoffs for 1,008 yards (25.2 ypr) with a long of 80, along with three punts for 97 yards and one touchdown with a long of 65.

BURNT ORANGE AUBURN

- Senior K Bert Auburn is currently the fourth-most accurate kicker in Longhorn history, connecting on 80.61% (54-of-67) of his career attempts. He was named to the preseason watch list for the Lou Groza Award while picking up preseason first-team All-SEC honors by the league's coaches.
- By converting on a PAT following QB Quinn Ewers' 17-yard touchdown pass to RB Jaydon Blue with 2:12 remaining in the third quarter vs. Georgia on Oct. 19, Auburn has now converted 150 consecutive PATs, becoming the first student-athlete in program history to accomplish that feat.
- By connecting on his fourth point after touchdown (PAT) attempt during the fourth quarter against Mississippi State (Sept. 28), Bert Auburn became the seventh student-athlete in program history to score 300-or-more career points.

GAME NOTES

- Auburn joins Cameron Dicker (2018-21), Dusty Mangum (2001-04), Phil Dawson (1994-97) and Kris Stockton (1996, '98-2000) as the only kickers on the list.

- Auburn moved up to sixth all-time in total career points in Texas history (311) following the win over OU on Oct. 12.

- Auburn nailed a 45-yard field goal five minutes into the second quarter against Colorado State.

- Auburn is now 18-of-25 on field goal attempts between 40-49 yards throughout his career on the Forty Acres.

- By finishing the season opener against Colorado State with 10 points, Auburn passed Russell Erxleben (1975-78) for eighth on the program's career points scored list.

- As a result of connecting on all four point after touchdown attempts (PATs) at No. 10/9 Michigan on Sept. 7, Auburn has connected on all 125 PATs during his career which breaks Dusty Mangum's program record of 121.

- The senior had a record-breaking season for the Longhorns in 2023, establishing program records for field goals in a season with 29, while his current streak of 20 successful field goals is the longest in program history.

- His 29 made field goals were second-most in a season in Big 12 history and one shy of the record, set by West Virginia's Josh Lambert in 2014, while his 35 attempts are four shy of Lambert's record established in the same season.

- The Flower Mound, Texas native made 29-of-35 field goal attempts in 2023 (82.9%) and all 56 of his point after tries in 2023.

- His 143 points scored during the 2023 season are the third-most in program history and first among Texas place-kickers.

- Auburn led all kickers nationally last season in field goals made with 29. He ranked second in nation in field goals per game (2.07).

- He led the Big 12 in field goal percentage (82.9 percent), field goals made (29), field goals attempted (35), total points scored (143) and scoring (10.2 ppg).

- Auburn ranked second nationally in total points scored and led all kickers with 143 during the 2023 season.

- It was a record-setting day for Auburn in the 2023 regular-season finale against Texas Tech, establishing a program best with 21 points scored for a place-kicker, equaling the program record with five made field goals in a game, including a career-long 54-yarder, while adding six successful point after tries.

- His 21 points topped the previous UT record of 17, accomplished by four UT kickers, most recently by Anthony Fera at West Virginia in 2013.

- Auburn was the fifth Longhorn to connect on five field goals in a single game and the first since Justin Tucker did so against Baylor in 2010. He became just the third UT kicker to have at least two games with four successful field goals, joining Kris Stockton (four times) and John Goodson (two times).

MOST FIELD GOALS MADE (BIG 12, SEASON)

Player	FGs Made	Year
1. Josh Lambert, WVU	30 (of 39)	2014
2. Bert Auburn, Texas	29 (of 35)	2023
Randy Bullock, TAMU	29 (of 33)	2011
4. Quinn Sharp, OSU	28 (of 34)	2012
5. Dan Bailey, OSU	27 (of 31)	2010

MOST FIELD GOALS MADE (TEXAS, SEASON)

Player	FGs Made	Year
1. Bert Auburn	29 (of 35)	2023
2. Hunter Lawrence	24 (of 27)	2009
3. Justin Tucker	23 (of 27)	2010
4. Kris Stockton	22 (of 26)	2000
5. Bert Auburn	21 (of 26)	2022
6. Anthony Fera	20 (of 22)	1999
Michael Pollack	20 (of 26)	1990

MOST POINTS SCORED (TEXAS, SEASON)

Player	Points	Year
1. Ricky Williams	168	1998
2. Ricky Williams	152	1997
3. Bert Auburn	143	2023
4. Cedric Benson	134	2003
5. Hunter Lawrence	133	2009
6. Bert Auburn	311	2021-pr
7. Kris Stockton	308	1996, '98-2000
8. Jeff Ward	282	1983-86
9. Russell Erxleben	267	1975-78
10. Bijan Robinson	246	2020-22
Earl Campbell	246	1974-77

MOST CONSECUTIVE EXTRA POINTS MADE (TEXAS, ALL-TIME)

Player	PATs Made	Years
1. Bert Auburn	150	2021-pr.
2. Dusty Mangum	121	2001-03
3. Hunter Lawrence	76	2008-09
4. Justin Tucker	71	2010-11
5. Cameron Dicker	70	2020-21

MOST CONSECUTIVE FIELD GOALS MADE (TEXAS, ALL-TIME)

Player	FGs Made	Years
1. Bert Auburn	20	2023
2. Anthony Fera	15	2013
Phil Dawson	15	1996-97
4. Jeff Ward	13	1985
5. Cameron Dicker	12	2021
6. Bert Auburn	11	2022-23

- He was clutch at Iowa State, connecting on all three of his field goal attempts, including a career-long 50 yard field goal as time expired in the first half.

- At TCU, he was 3-for-3 on field goal attempts, tying his career long in the game with a 49-yard effort.

- The junior was phenomenal against Kansas State, going 4-for-4 on field goal opportunities, including a pair for over 40 yards, and connecting on all three of his point after tries, scoring a career high 15 points in the 33-30 overtime victory.

- He came up clutch against Oklahoma in the Red River Rivalry, connecting on all three of his field goal tries, including two of at least 45 yards.

- The Flower Mound, Texas native made a 47-yard field goal with 1:17 remaining in the game that gave the Longhorns a 30-27 lead.

- Against Rice, he connected in 3-of-4 field goal tries, including a career-best tying 49-yard attempt to close out the first half, while also succeeding on all four of his extra-point attempts.

- In 2022, he earned honorable mention All-Big 12 recognition after connecting on 21-of-26 field goals (80.8%), including 7-of-9 tries from 40 or more yards.

- He ranked second in the Big 12 Conference with 118 points scored and in points per game (9.2).

- His 118 points scored are the eighth most in a season in UT history and second for a Texas kicker.

- The 21 successful field goals tied for fourth-most on UT's all-time list.

- At Texas Tech, he connected on both of his field goal attempts, including a 48-yard attempt as time expired to help send the game to overtime.

- Auburn earned Lou Groza Award Star of the Week honors following an outstanding game against top-ranked Alabama. He was good on 4-of-5 attempts, including a 49-yard try with 1:29 remaining that gave the Longhorns a 19-17 lead.

GAME NOTES

LONGHORNS IN THE NFL

ACTIVE	TEAM
Christian Jones (OL)	Arizona Cardinals
Ta'Quon Graham (DE)	Atlanta Falcons
Bijan Robinson (RB)	Atlanta Falcons
Justin Tucker (PK)	Baltimore Ravens
Jonathon Brooks (RB)	Carolina Panthers
Ja'Tavion Sanders (TE)	Carolina Panthers
Roschon Johnson (RB)	Chicago Bears
Collin Johnson (WR)*	Chicago Bears
Joseph Ossai (DE)	Cincinnati Bengals
D'Onta Foreman (RB)	Cleveland Browns
Jordan Hicks (LB)	Cleveland Browns
Geoff Swaim (TE)	Cleveland Browns
DeMarvion Overshown (LB)	Dallas Cowboys
Lil'Jordan Humphrey (WR)*	Denver Broncos
Brandon Jones (S)	Denver Broncos
P.J. Locke (S)	Denver Broncos
Malcolm Roach (DT)	Denver Broncos
Andrew Beck (FB)*	Green Bay Packers
Kris Boyd (CB)	Houston Texans
Sam Ehlinger (QB)	Indianapolis Colts
Adonai Mitchell (WR)	Indianapolis Colts
Devin Duvernay (WR)	Jacksonville Jaguars
Keilan Robinson (RB)	Jacksonville Jaguars
Charles Omenihu (DE)	Kansas City Chiefs
Xavier Worthy (WR)	Kansas City Chiefs
Cameron Dicker (PK)	Los Angeles Chargers
Poona Ford (DT)	Los Angeles Chargers
Jordan Whittington (WR)	Los Angeles Rams
Brenden Schooler (S)	New England Patriots
Jaylan Ford (LB)	New Orleans Saints
Moro Ojomo (DE)	Philadelphia Eagles
Caden Sterns (S)*	Philadelphia Eagles
DeShon Elliott (S)	Pittsburgh Steelers
Calvin Anderson (OT)	Pittsburgh Steelers
D'Shawn Jamison (CB)*	Pittsburgh Steelers
Ryan Watts (S)	Pittsburgh Steelers
Michael Dickson (PT)	Seattle Seahawks
Byron Murphy (DT)	Seattle Seahawks
Connor Williams (OL)	Seattle Seahawks
Keondre Coburn (D)	Tennessee Titans
Quandre Diggs (S)	Tennessee Titans
T'Vondre Sweat (DT)	Tennessee Titans
Sam Cosmi (OL)	Washington Commanders

HEAD COACHES	TEAM
Kyle Shanahan	San Francisco 49ers

ASSISTANT COACHES	TEAM
Jerry Gray	Atlanta Falcons
Richard Hightower	Chicago Bears
Rod Wright	Houston Texans
*Practice Squad ^ Injured Reserve	

Last updated on Oct. 6, 2024

LONGHORNS MAKING THEIR MARK

- Currently, the Texas Football program has 44 players on NFL rosters.
- The current crop of Longhorns in the NFL have won a combined four Super Bowl titles, been named to eight All-Pro teams and been selected to appear in seven Pro Bowl games.

THE FRIENDLY CONFINES OF DKR-TEXAS MEMORIAL STADIUM

- Against No. 5/4 Georgia on Oct. 19, Darrell K Royal-Texas Memorial Stadium shattered its previous attendance record after 105, 215 fans filled the stadium.
- Regarded as one of the best home venues in college football, Darrell K Royal-Texas Memorial Stadium drew three of its top-10 largest crowds in history during the 2023 season.
- Texas ranked fifth nationally last season in average home attendance (101,625) and 10th in total attendance (10th - 609,748). The Longhorns also led the Big 12 Conference in both of those categories.
- In Texas' regular season finale at home vs. Texas Tech, Darrell K Royal-Texas Memorial Stadium drew the eighth-largest crowd in stadium history with 102,452 in attendance.

PRESEASON NO. 4

- Texas earned its highest preseason ranking in the Associated Press (AP) Top 25 since 2009 after checking in at No. 4 in this year's preseason poll. The Longhorns were also ranked preseason No. 4 in the Coaches Poll poll earlier this month.
- It's the seventh time in the last eight seasons in which UT has been ranked in the preseason AP Top 25.
- It marks Texas' first preseason Top 10 ranking since 2019, when the Longhorns garnered a No. 10 ranking.
- The Longhorns have been ranked in the preseason Coaches Poll for eight-straight seasons and 11 times in the last 14 seasons.
- It's the 35th time Texas has clocked in with a preseason top-five ranking.

CONFERENCE CHAMPS

- Texas won the Big 12 Championship for the first time since 2009 with a 49-21 victory over Oklahoma State on Dec. 2, 2023.
- UT won four Big 12 titles (1996, 2005, 2009, 2023), which is the second-most in conference history.
- Texas played in seven Big 12 Conference Championships, the second-most in conference history.

NFL LONGHORNS

- Texas' 11 selections in the 2024 NFL Draft were the most-ever for the Longhorns in a seven-round draft and third-most in any draft (17 in 12 rounds in 1984 and 12 in 12 rounds in 1982). The Longhorns' 11 picks ranked second to Michigan (13). The top five included Michigan (13), Texas (11), Alabama (10), Florida State (10) and Washington (10).
- Texas' 11 picks through the first six rounds of the draft were the most of any program in 2024.
- UT's 11 picks in the 2024 NFL Draft tied for seventh most since the draft went to seven rounds in 1994.
- Texas posted at least five selections in back-to-back drafts for the first time since accomplishing that for three years in a row from 2006-08.
- The Longhorns had five drafted in the 2023 NFL Draft in addition to two players signing as undrafted free agents. RB Bijan Robinson was selected as the eighth overall pick in the first round by the Atlanta Falcons.
- Texas has had 366 players selected in the NFL Draft.
- There have been 47 Longhorns selected in the first round.
- DT Byron Murphy II (1st Round/16th pick/Seahawks) and WR Xavier Worthy (1st Round/28th pick/Chiefs) were taken in the first round, marking the first time Texas had two first-round picks since 2007 (S Michael Griffin & CB Aaron Ross).
- Three Longhorns heard their names called in the second round: DT T'Vondre Sweat (2nd Round/38th pick/Titans), RB Jonathon Brooks (2nd Round/46th pick/Panthers) and WR Adonai Mitchell (2nd Round/52nd pick/Colts). TE Ja'Tavion Sanders was selected in the fourth round (4th Round/101st pick/Panthers).
- In the fifth round, OL Christian Jones (5th Round/162nd pick/Cardinals), RB Keilan Robinson (5th Round/167th pick/Jaguars) and LB Jaylan Ford (5th Round/175th pick/Saints) were taken. Two Longhorns were drafted in the sixth round: DB Ryan Watts (6th Round/195th pick/Steelers) and WR Jordan Whittington

(6th Round/213th pick/Rams), respectively.

- Texas has had the top running back drafted (2024 Jonathon Brooks/2023 Bijan Robinson) in back-to-back drafts, joining Alabama (2012 Trent Richardson/2011 Mark Ingram) as the only program to accomplish that.
- Xavier Worthy was the first Longhorn wide receiver taken in the first round since Roy Williams in 2004 (No. 7 Pick/Lions) and just the third Texas WR taken in the first round (Johnny "Lam" Jones/No. 2 Pick/Jets/1980) in the history of the common era draft (since 1967).

COACHING STAFF

STEVE SARKISIAN



HEAD COACH

One of the nation's premier coaches who has steadfastly returned the Texas football program back to prominence, Steve Sarkisian is in his 24th year of coaching and 11th as a head coach. Entering his fourth season at Texas, his Longhorn rebuild has been a patient and deliberate one. Sarkisian's process and efforts included a steady growth of on-field results through player development and recruiting, combined with a strong team culture, both of which has positioned the program for continued long-term success. The Longhorns finished 5-7 in 2021, improved to 8-5 with an Alamo Bowl bid in 2022, before turning in a historic season in 2023 with a 12-2 record, Big 12 Championship, No. 3 final ranking and College Football Playoff semifinal appearance. Sarkisian has also turned in top-5 recruiting classes the past three years. He enters 2024 with a 25-14 record in three seasons at Texas and 71-49 mark in 10 seasons as a head coach, with seven of his teams earning bowl bids.

A former All-American quarterback at BYU whose coaching career includes six years as an offensive coordinator at both the NFL and collegiate levels, Sarkisian was the 2020 Broyles Award winner (best assistant coach in college football) as offensive coordinator at Alabama. The former head coach at USC and Washington, he was named the 31st Head Football Coach at The University of Texas on January 2, 2021.

The 2023 season had Texas Football attain heights not seen on the Forty Acres in over a decade. Sarkisian was named a finalist for the Bear Bryant, George Munger and Eddie Robinson Coach of the Year awards after leading the Longhorns to their first Big 12 Championship since 2009, winning 12 games for the first time since that season and reaching the College Football Playoff for the first time in program history. The 12 wins marked just the fourth time in school history that the Longhorns had 12 or more victories in a season. He was also tabbed the Big 12 Coach of the Year by The Associated Press. Texas earned a No. 3 final ranking in The Associated Press Poll, its highest finish in 15 years since earning the No. 2 spot in 2009. The Longhorns were one of only five Power-5 programs that ranked among the top 15 in scoring offense (35.8 ppg) and scoring defense (18.9 ppg), finishing 15th nationally in both. Sarkisian's versatile and balanced squad ranked ninth nationally in total offense (477.5 ypg), led the Big 12 in total defense (336.7 ypg/34th FBS) and was bolstered by one of the nation's top special team's units. Led by Outland Trophy winner and unanimous first-team All-American defensive tackle T'Vondre Sweat, Texas ranked third nationally in rushing defense (82.4 ypg). The Longhorns' ground game, which was led by Earl Campbell Tyler Rose Award finalist Jonathon Brooks' 1,139 yards in 11 games, and three total backs with 100-yard rushing games, ranked 24th in the FBS (188.4 ypg). Texas averaged 289.1 yards per game passing (17th/FBS). Seven Longhorns earned first-team All-Big 12 honors with Sweat voted the league's defensive player of the year, defensive tackle Byron Murphy II selected defensive lineman of the year, wide receiver Adonai Mitchell chosen offensive newcomer of the year, and linebacker Anthony Hill Jr. tabbed defensive freshman of the year. The Longhorns had 11 players invited to the NFL Combine in February 2024, the most ever in program history.

In 2022, Sarkisian guided Texas to an 8-5 record with all five defeats coming by seven points or fewer, and it is just the second time in the last nine years the Longhorns reached eight wins in the regular season. Meanwhile, this past season's trip to the Valero Alamo Bowl marking the sixth bowl game Sarkisian has led his teams to in nine completed seasons as a head coach. The 2022 Longhorns featured a balanced attack that averaged 34.5 points per game (25th FBS) and allowed just 21.6 points per game (28th FBS). Running back Bijan Robinson won the Doak Walker Award and earned first-team All-America honors after leading the nation in tandem yards during the regular season with 1,894 (1,580 rushing, 314 receiving) and ranking second in total touchdowns (20), while averaging a Big 12-best 131.7 rushing yards and 157.83 all-purpose yards per game. Robinson was also a first-team All-Big 12 selection and was joined in that honor by tight end Ja'Tavion Sanders and linebackers Jaylan Ford and DeMarvion Overshown. A three-time Big 12 Defensive Player of the Week honoree in 2022, Ford was second in the Big 12 in tackles (119; 9.2 tpg). His four interceptions were tied for the UT linebacker record and were the most among FBS linebackers this year. He was also

the only Power 5 player with four interceptions and three forced fumbles, and the only FBS player with four interceptions, three forced fumbles and two fumble recoveries. Additionally, wide receiver Xavier Worthy, true freshman offensive lineman Kelvin Banks Jr. and defensive lineman Keondre Coburn earned second-team All-Big 12 accolades, as a total of 20 Longhorns received all-conference recognition. Five Longhorns were selected in the 2023 NFL Draft, highlighted by the first-round selection of Robinson (8th overall) by the Atlanta Falcons. Also selected were Overshown (Dallas Cowboys - 3rd Round), running back Roschon Johnson (Chicago Bears - 4th Round), Coburn (Kansas City Chiefs - 6th Round) and defensive lineman Moro Ojomo (Philadelphia Eagles - 7th Round).

Year one had its ups and downs as the Longhorns dealt with inconsistency, injuries and adversity in a 5-7 campaign. Texas opened and closed the 2021 season with big victories as the Sarkisian era began with a 38-18 victory over No. 23 Louisiana and ended with a 22-17 win over Kansas State. In between, five of the Horns' seven losses came down to the end with Texas falling by eight points or fewer in each of those. The Longhorns' offense averaged nearly 200 yards rushing and 425 total yards while ranking 18th nationally in scoring at 35.2 points per game on the season. Worthy had a record-setting season on his way to Freshman All-America and Big 12 Offensive Freshman of the Year honors. Despite missing the final two games with an injury, Robinson compiled 1,127 rushing yards and 11 touchdowns to go with 26 receptions for 295 yards and four more touchdowns. Kicker Cameron Dicker and offensive lineman Derek Kerstetter joined Worthy and Robinson as four Longhorns who earned first-team All-Big 12 honors. All totaled, 14 Longhorns earned All-Big 12 recognition.

Prior to arriving on the Forty Acres, Sarkisian served as the offensive coordinator and quarterbacks coach at Alabama where he was the architect of 24 straight games in which the Crimson Tide's offense scored 35 or more points, the longest streak in major college football history. Despite coming up just short of that in a 31-14 win over Notre Dame in the College Football Playoff semifinals, the victory propelled Alabama to the National Championship Game where they defeated No. 3 Ohio State, 52-24.

In 2020, Alabama's offense ranked second in the nation in scoring and led all Power 5 schools with 48.5 points per game, which set a school record and included five 50-point games against Southeastern Conference competition. The Crimson Tide became the first team in league history to record five such games in a single season in conference play. The Tide followed that by posting 52 points against Florida in the 2020 SEC Championship to earn the No. 1 seed in the College Football Playoff. They later matched that total in the National Championship Game.

Alabama led the nation in third-down conversion percentage (58.9), team passing efficiency (198.99) and completion percentage (76.2), led by Heisman Trophy finalist and Davey O'Brien Award winner Mac Jones, who posted the top individual ratings in passing efficiency (203.1) and completion percentage (77.4), as well. The receiving end of the nation's No. 3 passing offense (358.2 ypg) featured the Heisman Trophy winner in DeVonta Smith, who led the nation in receiving yards (1,856) and receiving touchdowns (23), and was second in receiving yards per game (142.8 ypg) despite missing the second half of the National Championship Game due to injury. Along with the Heisman Trophy, Smith claimed the Walter Camp Football Foundation Player of the Year Award, the Maxwell Award and the Biletnikoff Award.

The offense also boasted the nation's leader in rushing touchdowns in Doak Walker Award winner RB Najee Harris with 26, while Harris was third in rushing yards (1,466) and 13th in rushing yards per game (112.8 ypg). Harris finished fifth in the voting for the Heisman Trophy to make Alabama the second team ever to place three players in the top five of the same Heisman vote, joining 1946 Army with Glenn Davis, Doc Blanchard and Arnold Tucker.

Blocking for that group was an offensive line that won the Joe Moore Award and was anchored by two first-team All-Americans in Outland Trophy winner LT Alex Leatherwood and

THE SARKISIAN FILE

PERSONAL

Hometown Torrance, Calif.
Education BYU (1997)
Children Ashley, Taylor, Brady

YEAR-BY-YEAR

Year	School	AS HEAD COACH	
		Record	Postseason
2024	Texas	6-0	
2023	Texas	12-2	CFP/Sugar Bowl
2022	Texas	8-5	Alamo Bowl
2021	Texas	5-7	--
2015	USC	3-2	--
2014	USC	9-4	Holiday Bowl
2013	Washington	8-4	Fight Hunger Bowl*
2012	Washington	7-6	Maaco Bowl
2011	Washington	7-6	Alamo Bowl
2010	Washington	7-6	Holiday Bowl
2009	Washington	5-7	--

* Did not coach in bowl

TEXAS RECORD (4 Seasons)..... 31-15 (.674)
CAREER RECORD (11 seasons) 78-50 (.609)
BOWL RECORD 2-4 (.333)

AS ASSISTANT COACH

Year	School (Position)	Postseason
2020	Alabama (OC/QB)	CFP Championship&
2019	Alabama (OC/QB)	Citrus Bowl
2018	Atlanta Falcons (OC)	--
2017	Atlanta Falcons (OC)	NFC Divisional
2016	Alabama (Interim OC/Analyst)	CFP Championship!
2008	USC (Asst. HC/OC/QB)	Rose Bowl
2007	USC (Asst. HC/OC/QB)	Rose Bowl
2006	USC (QB)	Rose Bowl
2005	USC (QB)	Rose Bowl^
2004	Oakland Raiders (QB)	--
2003	USC (QB)	Rose Bowl
2002	USC (QB)	Orange Bowl
2001	USC (QB)	Las Vegas Bowl
2000	El Camino College (QB)	--

& Semifinal - Cotton Bowl | Championship - Miami, Fla.

! Semifinal - Peach Bowl | Championship - Tampa, Fla.

^ BCS National Championship Game

RECORD BY OPPONENT

Opponent	Overall	At Texas
Alabama	1-1	1-1
Arizona	4-2	0-0
Arizona State	1-4	0-0
Arkansas	0-1	0-1
Arkansas State	1-0	0-0
Baylor	2-2	2-1
Boise State	1-1	0-0
Boston College	0-1	0-0
BYU	1-1	1-0
California	6-0	0-0
Colorado	4-0	0-0
Colorado State	1-0	1-0
Eastern Washington	1-0	0-0
Fresno State	1-0	0-0
Georgia	0-1	0-1
Hawaii	1-0	0-0
Houston	1-0	1-0
Idaho	2-0	0-0
Idaho State	1-0	0-0
Illinois	1-0	0-0
Iowa State	2-1	2-1
Kansas	2-1	2-1
Kansas State	3-0	3-0
Louisiana	1-0	1-0
LSU	0-2	0-0
Michigan	1-0	1-0
Mississippi State	1-0	1-0
Nebraska	2-2	0-0
Notre Dame	1-1	0-0
Oklahoma	2-2	2-2
Oklahoma State	1-2	1-2
Oregon	0-5	0-0
Oregon State	4-2	0-0
Portland State	1-0	0-0
Rice	2-0	2-0
San Diego State	1-0	0-0
Stanford	2-5	0-0
Syracuse	1-0	0-0
TCU	2-1	2-1
Texas Tech	2-1	2-1
UCLA	1-3	0-0
ULM	2-0	2-0
USC	2-2	0-0
Utah	2-1	0-0
UTSA	2-0	2-0
Washington	0-3	0-2
Washington State	5-1	0-0
West Virginia	1-1	1-1
Wyoming	1-0	1-0
OVERALL	78-50	31-15
BOWL GAMES	2-4	0-2

COACHING STAFF

THE SARKISIAN FILE (CONT.)

Sarkisian's Record When	As Head Coach	At Texas
Overall.....	78-50	31-15
Conference.....	50-37	19-11
Non-conference.....	26-13	11-4
Home.....	51-16	19-5
Away.....	21-28	9-6
Neutral.....	5-6	3-4
Day game.....	46-29	18-8
Night game.....	31-21	13-7
On natural grass.....	20-21	6-4
On artificial turf.....	57-29	25-11
August.....	3-0	1-0
September.....	31-11	14-3
October.....	17-22	7-6
November.....	21-13	8-4
December.....	5-3	1-1
January.....	0-1	0-1
vs. unranked teams.....	59-19	23-5
vs. Top 25 teams.....	18-31	8-10
vs. Top 20 teams.....	14-30	5-10
vs. Top 15 teams.....	9-25	3-9
vs. Top 10 teams.....	6-14	2-5
vs. Top 5 teams.....	2-10	1-4
Scoring first.....	55-19	20-4
Opponent scores first.....	22-31	10-11
Leading after 1st quarter.....	64-13	24-5
Trailing after 1st quarter.....	16-31	6-7
Tied after 1st quarter.....	7-6	1-3
Leading at halftime.....	67-13	28-6
Trailing at halftime.....	7-35	2-7
Tied at halftime.....	3-2	1-2
Leading after 3rd quarter.....	66-11	29-6
Trailing after 3rd quarter.....	5-39	1-9
Tied after 3rd quarter.....	6-0	1-0
Overtime.....	2-4	1-2
With a 100-yard rusher.....	52-23	21-6
With a 100-yard receiver.....	28-13	11-5
With a 300-yard passer.....	20-11	8-6
Allowing a 100-yard rusher.....	12-30	4-9
Allowing a 100-yard receiver.....	22-11	4-4
Allowing a 300-yard passer.....	18-7	7-3
Outgaining opponent.....	65-9	28-2
Outgained by opponent.....	13-41	3-13
Scoring 0-9 points.....	0-3	0-1
Scoring 10-19 points.....	5-15	0-3
Scoring 20-29 points.....	10-18	4-5
Scoring 30-39 points.....	31-11	15-4
Scoring 40-49 points.....	14-1	4-1
Scoring 50+ points.....	17-2	8-1
Allowing 0-9 points.....	18-0	9-0
Allowing 10-19 points.....	29-4	10-1
Allowing 20-29 points.....	21-9	10-2
Allowing 30-39 points.....	8-18	2-8
Allowing 40-49 points.....	1-11	0-2
Allowing 50+ points.....	0-8	0-2
Game decided by 1-9.....	24-24	7-12
Game decided by 10-19.....	15-11	5-2
Game decided by 20-29.....	15-7	8-1
Game decided by 30-39.....	10-6	3-0
Game decided by 40-49.....	7-2	5-0
Game decided by 50+.....	6-0	3-0
No turnovers.....	22-9	9-2
One to three turnovers.....	54-36	22-11
Four or more turnovers.....	1-5	0-2
No takeaways.....	6-10	2-5
One to three takeaways.....	62-38	29-10
Four or more takeaways.....	10-2	0-0
Win turnover margin.....	48-8	17-3
Tie turnover margin.....	15-23	8-4
Lose turnover margin.....	14-19	6-8
Win time of possession.....	48-14	20-2
Lose time of possession.....	29-36	11-13

Rimington Trophy winner C Landon Dickerson. Jones, Smith and Harris have all received first-team All-America honors, as well. As a team, Alabama ranked fourth in the nation in total offense at 541.6 yards per game to break the school record.

The 2019 Alabama offense averaged a school-record 47.2 points per game, which ranked second nationally, while averaging 510.8 yards per game, which was sixth nationally and is currently second on school record. Quarterbacks Tua Tagovailoa and Mac Jones combined to throw for 4,449 yards and 49 touchdowns which equated to a school-record 342.2 passing yards per game that ranked third nationally. Alabama's 199.61 passing efficiency rating was not only a school record, but the second-best mark in NCAA history. Smith ranked fifth nationally with 14 receiving touchdowns and 11th with 1,256 receiving yards. The receiving corps also featured Jerry Jeudy, who was 25th (10) and 20th (1,163) in those categories, respectively. Harris was also in the top 25 in rushing touchdowns (21st/13) and rushing yards (1,224). Jeudy and Leatherwood both earned first-team All-America honors, while Smith and OT Jeddrick Willis were tabbed second-team All-America. Four members of the Crimson Tide offense went on to be drafted in the first 15 picks of the first round, including Tagovailoa (No. 5/Miami), Willis (No. 10/Cleveland Browns), WR Henry Ruggs III (No. 12 Oakland Raiders) and Jeudy (No. 15/Denver Broncos).

The past two seasons marked Sarkisian's second stint at Alabama after serving as an analyst for most of the 2016 season before being promoted to offensive coordinator for the 2017 College Football Playoff National Championship Game.

Prior to his return to Alabama, Sarkisian was the offensive coordinator for the Atlanta Falcons. During his two years coordinating the Falcons' attack, Sarkisian built one of the most dangerous offenses in the NFL. The 2018 unit finished in the top 10 in the NFL in passing yards (fourth – 4,653 yards), total yards (sixth – 6,226 yards) and scoring (10th – 25.9 ppg). Quarterback Matt Ryan was third in the NFL in passing yards (4,924 yards) while tossing 35 touchdowns. Wide receiver Julio Jones caught 113 passes for 1,677 yards and eight touchdowns, and Calvin Ridley added 64 catches for 821 yards and a team-high 10 scores. Jones led the league in receiving yards in 2018, while Ridley paced all rookies in receiving yards and touchdowns.

In 2017, two pieces of the Falcons offense, Jones and center Alex Mack, were selected to the Pro Bowl. Atlanta led the NFL in third-down percentage in Sarkisian's first season, while finishing eighth in the league in passing offense (249.4) and third in yards per play (5.93).

Sarkisian not only boasts play-calling experience at the highest levels of football, but seven years as an FBS head coach. He guided the Southern California program in 2014-15, and the Washington Huskies from 2009-13. He posted a head coaching record of 46-35 over those seven seasons while leading his teams to five bowl appearances.

During his time as head coach at USC, Sarkisian led the Trojans to a 12-6 overall record including a second-place finish in the Pac-12's Southern Division in 2014. His 2014 offense ranked in the top 25 nationally in passing efficiency (fourth – 165.35), passing offense (15th – 296.6 ppg), third down conversions (19th – 46.6 percent) and scoring offense (22nd – 35.8 ppg). The Trojans finished 9-4 overall, including wins in four of their last five games, and capped the year with a Holiday Bowl win over Nebraska.

In 2014, Sarkisian produced a pair of first-team All-Americans in DE Leonard Williams and WR Nelson Agholor, a sophomore All-American first teamer in S/LB Su'a Cravens, a quartet of Freshman All-American first teamers in CB/WR Adoree' Jackson, who was the Pac-12 Freshman Defensive Player of the Year, along with OL Toa Lobendahn, WR JuJu Smith and OG Viane Talamaivao. Quarterback Cody Kessler had the most efficient passing season in USC history (69.7 completion percentage, 39 passing TDs, five interceptions), Agholor had

104 receptions, which was third-best in USC history, and Allen rushed for 1,489 yards, the most by a Trojan since 2005. USC's offense ranked in the national Top 25 in passing efficiency, passing offense, third down conversions and scoring offense, while the defense was in the nation's Top 20 in turnover margin, red zone defense and third down conversion defense. Six Trojans were drafted by the NFL, including a pair of first rounders in Williams and Agholor, along with four players he coached at Washington, including three in the first round in DT Danny Shelton, CB Marcus Peters and LB Shaq Thompson.

At Washington, Sarkisian inherited a program in 2009 that had won just 12 games during the previous five seasons, including a winless season the year prior. Despite that challenge, he guided the Huskies to bowl games in his last four seasons. His eight victories in 2013 were the most at UW since 2000 and the Huskies finished ranked No. 25 in the Associated Press poll. His overall Washington record was 34-29, and his tenure in Seattle resulted in eight wins over Associated Press Top 25 teams (No. 3 USC, No. 19 California in 2009; No. 13 USC, No. 18 Nebraska and No. 24 Oregon State in 2010; No. 7 Oregon State and No. 8 Stanford in 2012; No. 13 Boise State in 2013).

Among the UW players Sarkisian coached were nine additional NFL draftees, including QB Jake Locker, CB Desmond Trufant, LBs Donald Butler and All-American Mason Foster, DE Daniel Te'o-Nesheim and RB Bishop Sankey, plus All-Pac-12 RB Chris Polk.

Sarkisian arrived at Southern Cal as an assistant in 2001 and took over as the quarterbacks coach in 2002, where he tutored quarterback Carson Palmer to the Heisman Trophy and the No. 1 overall pick in the 2003 NFL Draft. After spending the 2004 season as the quarterbacks coach for the Oakland Raiders, Sarkisian returned to the Trojan staff in February of 2005 as the assistant head coach and quarterbacks coach for four seasons (2005-08). He added the offensive coordinator role to his duties in 2007 and 2008 at USC.

At USC, Sarkisian coached Heisman Trophy-winning quarterbacks in Palmer and Leinart, along with NFL signal-callers Mark Sanchez, John David Booty and Matt Cassel. The Trojans went 23-3 during his tenure as the offensive coordinator.

Prior to his start in coaching as quarterbacks coach at El Camino College in 2000, Sarkisian starred at the quarterback position at the prep, collegiate and pro levels. He spent time with the Saskatchewan Roughriders of the Canadian Football League for three seasons (1997-99) following his collegiate career at BYU.

While with the Cougars from 1995-96, he completed 549-of-824 passes (66.6 percent) for 7,755 yards and 55 touchdowns. His 162.0 career passing efficiency rating was third on the all-time NCAA list when he finished playing. As a senior in 1996, he led the nation in passing efficiency (173.6, the fourth-best mark in NCAA history at the time), leading the Cougars to the WAC championship and a win in the 1997 Cotton Bowl. He was the WAC Offensive Player of the Year in 1996 and earned second team All-America honors.

Sarkisian earned his bachelor's degree in sociology from BYU in 1997 after getting his associate's degree in general studies from El Camino College in 1994.

He has two daughters, Ashley and Taylor, and a son, Brady.

COACHING STAFF



KENNY BAKER
Assistant Coach
(Defensive Line)



JEFF BANKS
Asst. Head Coach/ST
Coord./TEs



TASHARD CHOICE
Assoc. Head Coach
(Offense) / RBs



KYLE FLOOD
Offensive Coordinator
(Offensive Line)



BLAKE GIDEON
Assoc. Head Coach
(Defense) / Safeties



CHRIS JACKSON
Assistant Coach
Passing Game Coord./WRs



TERRY JOSEPH
Assistant Coach
(Def. Pass Game)



PETE KWIATKOWSKI
Defensive Coordinator
(Outside Linebackers)



AJ MILWEE
Co-Offensive Coord.
(Quarterbacks)



JOHNNY NANSEN
Co-Defensive Coord.
(Linebackers)



TORRE BECTON
Director of
Football Performance

2024 NUMERICAL ROSTER

NO	NAME	POS	HT	WT	CL-EX	HOMETOWN (PREVIOUS SCHOOL)	NO	NAME	POS	HT	WT	CL-EX	HOMETOWN (PREVIOUS SCHOOL)
0	Anthony Hill Jr.	LB	6-3	235	So.-1L	Denton, Texas (Ryan)	39	Hamilton McMartin	WR	6-0	175	Jr.-SQ	Katy, Texas (Katy)
0	DeAndre Moore Jr.	WR	6-0	195	So.-1L	Anaheim, Calif. (St. John Bosco)	40	Derion Gullette	LB	6-3	235	Fr.-RS	Marlin, Texas (Teague)
1	Johnstay Cook II	WR	6-0	185	So.-1L	DeSoto, Texas (DeSoto)	41	Ziky Umeozulu	DB	6-3	200	Fr.-HS	Allen, Texas (Allen)
1	Justice Finkley	EDGE	6-2	250	Jr.-2L	Trussville, Ala. (Hewitt-Trussville)	42	Tate Haver	DS	6-0	215	So.-SQ	Westlake Village, Calif. (Oaks Christian)
2	Matthew Golden	WR	6-0	195	Jr.-TR	Houston, Texas (Klein Cain/Houston)	43	Eric Garza	DB	5-11	210	Fr.-HS	Southlake, Texas (Southlake Carroll)
2	Derek Williams Jr.	DB	6-2	195	So.-1L	New Iberia, La. (Westgate)	45	Bert Auburn	K	6-0	185	Sr.-2L	Flower Mound, Texas (Flower Mound)
3	Quinn Ewers	QB	6-2	210	Jr.-2L	Southlake, Texas (Carroll/Ohio State)	45	Vernon Broughton	DL	6-4	305	Sr.-3L	Houston, Texas (Cypress Ridge)
3	Jaylon Guilbeau	DB	6-0	190	Jr.-2L	Port Arthur, Texas (Memorial)	46	Tausili Akana	EDGE	6-4	220	Fr.-RS	Laie, Hawai'i (Skyridge [Utah])
4	CJ Baxter	RB	6-1	220	So.-1L	Orlando, Fla. (Edgewater)	46	Spencer Barnett	K/P	6-0	205	Fr.-HS	Austin, Texas (Westlake)
4	Andrew Mukuba	DB	6-0	190	Sr.-TR	Austin, Texas (LBJ Early College/Clemson)	47	Charlie Feris	K	6-2	205	Jr.-SQ	Houston, Texas (Cypress Ranch)
5	Malik Muhammad	DB	6-0	190	So.-1L	DeSoto, Texas (South Oak Cliff)	48	Bryce Chambers	WR	6-1	205	So.-2L	Austin, Texas (Westlake)
5	Ryan Wingo	WR	6-2	210	Fr.-HS	Saint Louis, Mo. (St. Louis University)	49	Thatcher Milton	WR	5-10	190	Sr.-SQ	Cypress, Texas (Cy-Fair)
6	Kobe Black	DB	6-2	200	Fr.-HS	Waco, Texas (Connally)	49	Ian Ratliff	P	5-11	185	So.-SQ	Humble, Texas (Atascosita)
6	Christian Clark	RB	6-0	210	Fr.-HS	Phoenix, Ariz. (Mountain Pointe)	50	Michael Flanagan	LB	6-2	225	Jr.-SQ	Frisco, Texas (Wakeland)
7	Jahdae Barron	DB	5-11	200	Sr.-4L*	Austin, Texas (Connally)	51	Daniel Cruz	OL	6-3	310	Fr.-HS	North Richland Hills, Texas (Richland)
7	Isaiah Bond	WR	5-11	180	Jr.-TR	Buford, Ga. (Buford/Alabama)	51	Marshall Landwehr	LB	6-0	225	Sr.-SQ	Dallas, Texas (Highland Park)
8	Trey Moore	EDGE	6-3	245	Jr.-TR	San Antonio, Texas (Smithson Valley/UTSA)	52	DJ Campbell	OL	6-3	330	Jr.-2L	Arlington, Texas (Bowie)
8	Amari Niblack	TE	6-4	245	Fr.-TR	St. Petersburg, Fla. (Lakewood/Alabama)	53	Aaron Bryant	DL	6-2	305	So.-1L	Southaven, Miss. (Southaven)
9	Jerrick Gibson	RB	5-10	205	Fr.-HS	Gainesville, Fla. (IMG Academy)	54	Cole Hutson	OL	6-5	315	Jr.-2L	Frisco, Texas (Frisco)
9	Gavin Holmes	DB	5-11	185	Sr.-1L	New Orleans, La. (Archbishop Rummel/Wake Forest)	55	Melvin Hills III	DL	6-3	305	Fr.-HS	New Iberia, La. (Lafayette Christian Academy)
11	Silas Bolden	WR	5-8	160	Sr.-TR	Rancho Cucamonga, Calif. (Rancho Cucamonga/Oregon State)	56	Cameron Williams	OL	6-5	335	Jr.-2L	Duncanville, Texas (Duncanville)
11	Colin Simmons	EDGE	6-3	245	Fr.-HS	Dallas, Texas (Duncanville)	57	Christian Rizzi	DS	5-11	215	Sr.-SQ	Metairie, La. (Metairie Park Country Day)
13	Jay/Vion Cole	DB	5-10	180	Jr.-TR	Oakland, Calif. (McClymonds/Cal Poly/San Jose State)	58	Lance St. Louis	DS	6-0	220	Jr.-2L	Gilbert, Ariz. (Williams Field)
13	Parker Livingstone	WR	6-4	195	Fr.-HS	Lucas, Texas (Lovejoy)	62	Connor Robertson	OL	6-4	310	So.-1L	Austin, Texas (Westlake)
14	Aaron Butler	WR	6-0	175	Fr.-HS	Calabasas, Calif. (Calabasas)	63	Rick McBroom	OL	6-2	290	Jr.-SQ	Fort Worth, Texas (All Saints)
15	Bill Norton	DL	6-6	335	Sr.-TR*	Memphis, Tenn. (Christian Brothers/Georgia/Arizona)	64	Robert Sweeney	OL	6-5	300	So.-SQ	Dallas, Texas (Highland Park)
15	Trey Owens	QB	6-5	220	Fr.-HS	Houston, Texas (Cy-Fair)	65	Jake Majors	OL	6-3	315	Sr.-3L	Prosper, Texas (Prosper)
15	Will Stone	K	6-0	195	Jr.-2L	Austin, Texas (Regents School)	67	Malik Agbo	OL	6-4	300	So.-1L	Federal Way, Wash. (Beamer)
16	Arch Manning	QB	6-4	225	Fr.-RS	New Orleans, La. (Isidore Newman)	68	Brooks Kieschnick Jr.	OL	6-3	270	So.-SQ	San Antonio, Texas (Alamo Heights)
16	Michael Taaffe	DB	6-0	195	Jr.-2L	Austin, Texas (Westlake)	69	Max Merrill	OL	6-4	295	Jr.-SQ	Houston, Texas (Strake Jesuit)
18	Liona Lefau	LB	6-1	225	So.-1L	Laie, Hawai'i (Kahuku)	70	Nate Kibble	OL	6-3	320	Fr.-HS	Humble, Texas (Atascocita)
18	Joe Tatum	QB	5-11	185	Jr.-SQ	Los Angeles, Calif. (Loyola)	72	Neto Umeozulu	OL	6-4	330	So.-1L	Allen, Texas (Allen)
19	Cole Lourd	QB	6-2	215	Sr.-SQ	Los Angeles, Calif. (Brentwood School)	73	Brandon Baker	OL	6-4	315	Fr.-HS	Ontario, Calif. (Mater Dei)
19	Zina Umeozulu	EDGE	6-5	260	Fr.-HS	Allen, Texas (Allen)	74	Trevor Goosby	OL	6-7	315	Fr.-RS	Melissa, Texas (Melissa)
21	Xavier Filsaime	DB	6-1	200	Fr.-HS	McKinney, Texas (McKinney)	75	Jaydon Chatman	OL	6-4	300	Fr.-RS	Harker Heights, Texas (Harker Heights)
21	Ryan Niblett	WR/RB	5-10	185	Fr.-RS	Houston, Texas (Eisenhower)	76	Hayden Conner	OL	6-5	320	Sr.-3L	Katy, Texas (Taylor)
23	Jaydon Blue	RB	6-0	200	Jr.-2L	Houston, Texas (Klein Cain)	77	Andre Cojoe	OL	6-6	340	Fr.-RS	Grand Prairie, Texas (Mansfield Timberview)
23	Jordon Johnson-Rubell	DB	5-10	190	Fr.-HS	Fort Worth, Texas (IMG Academy)	78	Kelvin Banks Jr.	OL	6-4	320	Jr.-2L	Humble, Texas (Summer Creek)
24	Velton Gardner	RB	5-9	189	Sr.-2L	Dallas, Texas (Skyline/Kansas/SMU)	79	Connor Stroh	OL	6-7	350	Fr.-RS	Frisco, Texas (Wakeland)
24	Warren Roberson	DB	6-0	190	Fr.-RS	Red Oak, Texas (Red Oak)	80	Freddie Dubose	WR	6-1	185	Fr.-HS	New Braunfels, Texas (Smithson Valley)
25	Jelani McDonald	DB	6-2	205	So.-1L	Waco, Texas (Connally)	81	Juan Davis	TE	6-4	235	Sr.-3L	Fort Worth, Texas (Everman)
26	Ty/Anthony Smith	LB	6-1	220	Fr.-HS	Jasper, Texas (Jasper)	82	Ridge Barker	TE	6-4	250	Fr.-HS	Lucas, Texas (Lovejoy)
26	Quintrevion Wisner	RB	6-0	200	So.-1L	Glenn Heights, Texas (DeSoto)	83	Spencer Shannon	TE	6-7	255	Fr.-RS	San Clemente, Calif. (Mater Dei)
27	Wardell Mack	DB	6-0	190	Fr.-HS	Westminster, La. (John Ehret)	84	Reece Beauchamp	WR	6-2	190	Jr.-SQ	Austin, Texas (Vandegrift)
27	Colin Page	RB	6-0	210	Jr.-SQ	Austin, Texas (Anderson)	84	Jordan Washington	TE	6-4	250	Fr.-HS	Houston, Texas (Langham Creek)
28	Santana Wilson	DB	6-0	190	Fr.-HS	Scottsdale, Ariz. (Desert Mountain)	85	Gunnar Helm	TE	6-5	250	Sr.-3L	Englewood, Colo. (Cherry Creek)
29	Carson Marshall	DB	6-0	185	Jr.-SQ	Katy, Texas (Katy)	86	Dorian Black	DL	5-10	280	Sr.-SQ*	Harker Heights, Texas (Harker Heights/Morehouse)
29	Reid Watkins	RB	5-11	195	Fr.-HS	Fort Worth, Texas (All Saints Episcopal)	86	Hudson Powell	WR	6-6	186	Fr.-HS	Austin, Texas (Regents School)
30	Jackson Duffey	DB	5-11	175	Fr.-HS	Spring Branch, Texas (Smithson Valley)	87	Will Randle	TE	6-4	240	Fr.-RS	New Orleans, La. (Isidore Newman)
31	Nik Sanders	RB	6-0	213	Fr.-HS	Waco, Texas (University)	88	Barryn Sorrell	EDGE	6-4	260	Sr.-3L	New Orleans, La. (Holy Cross)
32	Brady Sarkisian	LB	6-1	230	So.-SQ	Newport Beach, Calif. (Corona Del Mar)	89	Ty Boatright	WR	6-0	175	So.-SQ	Kingwood, Texas (Kingwood)
33	David Gbenda	LB	6-0	235	Sr.-4L*	Katy, Texas (Cinco Ranch)	90	Sydir Mitchell	DL	6-6	350	Fr.-RS	Paterson, N.J. (Bergen Catholic)
35	Rett Andersen	WR	5-11	190	So.-SQ	San Antonio, Texas (Alamo Heights)	91	Ethan Burke	EDGE	6-6	260	Jr.-2L	Austin, Texas (Westlake)
35	McCoy Bruce	DB	5-10	175	Fr.-HS	Boerne, Texas (Boerne)	92	Colton Vasek	EDGE	6-5	260	Fr.-RS	Austin, Texas (Westlake)
36	Quinn Merritt	WR	6-1	190	Jr.-SQ	Los Gatos, Calif. (Los Gatos)	94	Jaray Bledsoe	DL	6-4	290	So.-1L	Marlin, Texas (Marlin)
37	Morice Blackwell Jr.	LB	6-1	220	Sr.-3L	Arlington, Texas (Martin)	95	Alfred Collins	DL	6-5	320	Sr.-4L*	Bastrop, Texas (Cedar Creek)
38	Graham Gillespie	DB	6-0	200	Jr.-SQ	Cypress, Texas (Bridgeland)	97	Alex January	DL	6-5	315	Fr.-HS	Duncanville, Texas (Duncanville)
38	Remy Patson	WR	5-9	170	Jr.-SQ	Austin, Texas (Regents School)	98	Tiaoalii Savea	DL	6-4	295	Sr.-TR	Las Vegas, Nev. (Desert Pines/Arizona)
39	Michael Kern	K/P	6-3	195	Fr.-HS	Fort Lauderdale, Fla. (St. Thomas Aquinas)	99	Jermayne Lole	DL	6-3	315	Sr.-TR*	Long Beach, Calif. (Long Beach Poly/Arizona State/Louisville)

PRONUNCIATIONS

Malik Agbo.....	AHG-boh	Trevor Goosby.....	GOOZ-bee	Amari Niblack.....	NYE-black
Tausili Akana.....	tau-SIH-lee ah-KHAN-ah	Jaylon Guilbeau.....	JAY-lon GILL-boh	Tiaoalii Savea.....	tee-oh-uh-lee-ee saw-vay-uh
Jahdae Barron.....	zha-DAY	Derion Gullette.....	dair-EE-on guh-LET	Barryn Sorrell.....	BAER-in sore-ELL
Morice Blackwell Jr.....	mahr-EECE	Tate Haver.....	HAY-ver	Michael Taaffe.....	TAF
Jaray Bledsoe.....	juh-RAY	Jordon Johnson-Rubell.....	roo-BELL	Neto Umeozulu.....	NAY-toe uh-MOH-zah-low
Vernon Broughton.....	BRAWT-un	Brooks Kieschnick Jr.....	KEY-shnick	Ziky Umeozulu.....	ZEE-kee uh-MOH-zah-low
Andre Cojoe.....	COH-joe	Liona Lefau.....	lee-ONG-gah leh-FAU	Zina Umeozulu.....	ZEE-nah uh-MOH-zah-low
Quinn Ewers.....	YOU-ers	Jermayne Lole.....	low-LAY	Colton Vasek.....	VAH-sek
Xavier Filsaime.....	x-AY-vee-er FILL-sim-ee	Sydir Mitchell.....	sih-DEER	Quintrevion Wisner.....	kwin-TRAY-vee-on WHYZ-ner
David Gbenda.....	BEND-ah	Andrew Mukuba.....	moo-KOO-buh		

2024 ALPHABETICAL ROSTER

NO	NAME	POS	HT	WT	CL-EX	HOMETOWN (PREVIOUS SCHOOL)	NO	NAME	POS	HT	WT	CL-EX	HOMETOWN (PREVIOUS SCHOOL)
67	Malik Agbo	OL	6-4	300	So.-1L	Federal Way, Wash. (Beamer)	39	Michael Kern	K/P	6-3	195	Fr-HS	Fort Lauderdale, Fla. (St. Thomas Aquinas)
46	Tausilii Akana	EDGE	6-4	220	Fr-RS	Laie, Hawai'i (Skyridge [Utah])	70	Nate Kibble	OL	6-3	320	Fr-HS	Humble, Texas (Atascocita)
35	Rett Andersen	WR	5-11	190	So.-SQ	San Antonio, Texas (Alamo Heights)	68	Brooks Kieschnick Jr.	OL	6-3	270	So.-SQ	San Antonio, Texas (Alamo Heights)
45	Bert Auburn	K	6-0	185	Sr.-2L	Flower Mound, Texas (Flower Mound)	51	Marshall Landwehr	LB	6-0	225	Sr.-SQ	Dallas, Texas (Highland Park)
73	Brandon Baker	OL	6-4	315	Fr-HS	Ontario, Calif. (Mater Dei)	18	Liona Lefau	LB	6-1	225	So.-1L	Laie, Hawai'i (Kahuku)
78	Kelvin Banks Jr.	OL	6-4	320	Jr.-2L	Humble, Texas (Summer Creek)	13	Parker Livingstone	WR	6-4	195	Fr-HS	Lucas, Texas (Lovejoy)
82	Ridge Barker	TE	6-4	250	Fr-HS	Lucas, Texas (Lovejoy)	99	Jermayne Lole	DL	6-3	315	Sr.-TR*	Long Beach, Calif. (Long Beach Poly/Arizona State/Louisville)
46	Spencer Barnett	K/P	6-0	205	Fr-HS	Austin, Texas (Westlake)	19	Cole Lourd	QB	6-2	215	Sr.-SQ	Los Angeles, Calif. (Brentwood School)
7	Jahdae Barron	DB	5-11	200	Sr.-4L*	Austin, Texas (Connally)	27	Wardell Mack	DB	6-0	190	Fr-HS	Westminster, La. (John Ehret)
4	CJ Baxter	RB	6-1	220	So.-1L	Orlando, Fla. (Edgewater)	65	Jake Majors	OL	6-3	315	Sr.-3L	Prosper, Texas (Prosper)
84	Reece Beauchamp	WR	6-2	190	Jr.-SQ	Austin, Texas (Vandegrift)	16	Arch Manning	QB	6-4	225	Fr-RS	New Orleans, La. (Isidore Newman)
86	Dorian Black	DL	5-10	280	Sr.-SQ*	Harker Heights, Texas (Harker Heights/Morehouse)	29	Carson Marshall	DB	6-0	185	Jr.-SQ	Katy, Texas (Katy)
6	Kobe Black	DB	6-2	200	Fr-HS	Waco, Texas (Connally)	63	Rick McBroom	OL	6-2	290	Jr.-SQ	Fort Worth, Texas (All Saints)
37	Morice Blackwell Jr.	LB	6-1	220	Sr.-1L	Arlington, Texas (Martin)	25	Jelani McDonald	DB	6-2	205	So.-1L	Waco, Texas (Connally)
94	Jaray Bledsoe	DL	6-4	290	So.-1L	Marlin, Texas (Marlin)	39	Hamilton McMartin	WR	6-0	175	Jr.-SQ	Katy, Texas (Katy)
23	Jaydon Blue	RB	6-0	200	Jr.-2L	Houston, Texas (Klein Cain)	69	Max Merrill	OL	6-4	295	Jr.-SQ	Houston, Texas (Strake Jesuit)
89	Ty Boatright	WR	6-0	175	So.-SQ	Kingwood, Texas (Kingwood)	36	Quinn Merritt	WR	6-1	190	Jr.-SQ	Los Gatos, Calif. (Los Gatos)
11	Silas Bolden	WR	5-8	160	Sr.-TR	Rancho Cucamonga, Calif. (Rancho Cucamonga/Oregon State)	49	Thatcher Milton	WR	5-10	190	Sr.-SQ	Cypress, Texas (Cy-Fair)
7	Isaiah Bond	WR	5-11	180	Jr.-TR	Buford, Ga. (Buford/Alabama)	90	Sydir Mitchell	DL	6-6	350	Fr-RS	Paterson, N.J. (Bergen Catholic)
45	Vernon Broughton	DL	6-4	305	Sr.-3L	Houston, Texas (Cypress Ridge)	0	DeAndre Moore Jr.	WR	6-0	195	So.-1L	Anaheim, Calif. (St. John Bosco)
35	McCoy Bruce	DB	5-10	175	Fr-HS	Boerne, Texas (Boerne)	8	Trey Moore	EDGE	6-3	245	Jr.-TR	San Antonio, Texas (Smithson Valley/UTSA)
53	Aaron Bryant	DL	6-2	305	So.-1L	Southaven, Miss. (Southaven)	5	Malik Muhammad	DB	6-0	190	So.-1L	DeSoto, Texas (South Oak Cliff)
91	Ethan Burke	EDGE	6-6	260	Jr.-2L	Austin, Texas (Westlake)	4	Andrew Mukuba	DB	6-0	190	Sr.-TR	Austin, Texas (LBJ Early College/Clemson)
14	Aaron Butler	WR	6-0	175	Fr-HS	Calabasas, Calif. (Calabasas)	8	Amari Niblack	TE	6-4	245	Jr.-TR	St. Petersburg, Fla. (Lakewood/Alabama)
52	DJ Campbell	OL	6-3	330	Jr.-2L	Arlington, Texas (Bowie)	21	Ryan Niblett	WR/RB	5-10	185	Fr-RS	Houston, Texas (Eisenhower)
48	Bryce Chambers	WR	6-1	205	So.-SQ	Austin, Texas (Westlake)	15	Bill Norton	DL	6-6	335	Sr.-TR*	Memphis, Tenn. (Christian Brothers/Georgia/Arizona)
75	Jaydon Chatman	OL	6-4	300	Fr-RS	Harker Heights, Texas (Harker Heights)	15	Trey Owens	QB	6-5	220	Fr-HS	Houston, Texas (Cy-Fair)
6	Christian Clark	RB	6-0	210	Fr-HS	Phoenix, Ariz. (Mountain Pointe)	27	Colin Page	RB	6-0	210	Jr.-SQ	Austin, Texas (Anderson)
77	Andre Cojoe	OL	6-6	340	Fr-RS	Grand Prairie, Texas (Mansfield Timberview)	38	Remy Patson	WR	5-9	170	Jr.-SQ	Austin, Texas (Regents School)
13	Jay Vion Cole	DB	5-10	180	Jr.-TR	Oakland, Calif. (McClaymonds/Cal Poly/San Jose State)	86	Hudson Powell	WR	6-6	186	Fr-HS	Austin, Texas (Regents School)
95	Alfred Collins	DL	6-5	320	Sr.-4L*	Bastrop, Texas (Cedar Creek)	87	Will Randle	TE	6-4	240	Fr-RS	New Orleans, La. (Isidore Newman)
76	Hayden Conner	OL	6-5	320	Sr.-3L	Katy, Texas (Taylor)	49	Ian Ratliff	P	5-11	185	So.-SQ	Humble, Texas (Atascocita)
1	John Tay Cook II	WR	6-0	185	So.-1L	DeSoto, Texas (DeSoto)	57	Christian Rizzi	DS	5-11	215	Sr.-SQ	Metairie, La. (Metairie Park Country Day)
51	Daniel Cruz	OL	6-3	310	Fr-HS	North Richland Hills, Texas (Richland)	24	Warren Roberson	DB	6-0	190	Fr-RS	Red Oak, Texas (Red Oak)
81	Juan Davis	TE	6-4	235	Sr.-3L	Fort Worth, Texas (Everman)	62	Connor Robertson	OL	6-4	310	So.-1L	Austin, Texas (Westlake)
80	Freddie Dubose	WR	6-1	185	Fr-HS	New Braunfels, Texas (Smithson Valley)	31	Nik Sanders	RB	6-0	213	Fr-HS	Waco, Texas (University)
30	Jackson Duffey	DB	5-11	175	Fr-HS	Spring Branch, Texas (Smithson Valley)	32	Brady Sarkisian	LB	6-1	230	So.-SQ	Newport Beach, Calif. (Corona Del Mar)
3	Quinn Ewers	QB	6-2	210	Jr.-2L	Southlake, Texas (Carroll/Ohio State)	98	Tiaoalii Savea	DL	6-4	295	Sr.-TR	Las Vegas, Nev. (Desert Pines/Arizona)
47	Charlie Feris	K	6-2	205	Jr.-2L	Houston, Texas (Cypress Ranch)	83	Spencer Shannon	TE	6-7	255	Fr-RS	San Clemente, Calif. (Mater Dei)
21	Xavier Filsaime	DB	6-1	200	Fr-HS	McKinney, Texas (McKinney)	11	Colin Simmons	EDGE	6-3	245	Fr-HS	Dallas, Texas (Duncanville)
1	Justice Finkley	EDGE	6-2	250	Jr.-2L	Trussville, Ala. (Hewitt-Trussville)	26	TyAnthony Smith	LB	6-1	220	Fr-HS	Jasper, Texas (Jasper)
50	Michael Flanagan	LB	6-2	225	Jr.-SQ	Frisco, Texas (Wakeland)	88	Barryn Sorrell	EDGE	6-4	260	Sr.-3L	New Orleans, La. (Holy Cross)
24	Velton Gardner	RB	5-9	189	Sr.-2L	Dallas, Texas (Skyline/Kansas/SMU)	58	Lance St. Louis	DS	6-0	220	Jr.-2L	Gilbert, Ariz. (Williams Field)
43	Eric Garza	DB	5-11	210	Fr-HS	Southlake, Texas (Southlake Carroll)	15	Will Stone	K	6-0	195	Jr.-2L	Austin, Texas (Regents School)
33	David Gbenda	LB	6-0	235	Sr.-4L*	Katy, Texas (Cinco Ranch)	79	Connor Stroh	OL	6-7	350	Fr-RS	Frisco, Texas (Wakeland)
9	Jerrick Gibson	RB	5-10	205	Fr-HS	Gainesville, Fla. (IMG Academy)	64	Robert Sweeney	OL	6-5	300	So.-SQ	Dallas, Texas (Highland Park)
38	Graham Gillespie	DB	6-0	200	Jr.-SQ	Cypress, Texas (Bridgeland)	16	Michael Taaffe	DB	6-0	195	Jr.-2L	Austin, Texas (Westlake)
2	Matthew Golden	WR	6-0	195	Jr.-TR	Houston, Texas (Klein Cain/Houston)	18	Joe Tatum	QB	5-11	185	Jr.-SQ	Los Angeles, Calif. (Loyola)
74	Trevor Goosby	OL	6-7	315	Fr-RS	Melissa, Texas (Melissa)	72	Neto Umeozulu	OL	6-4	330	So.-1L	Allen, Texas (Allen)
3	Jaylon Guilbeau	DB	6-0	190	Jr.-2L	Port Arthur, Texas (Memorial)	41	Ziky Umeozulu	DB	6-3	200	Fr-HS	Allen, Texas (Allen)
40	Derion Gullette	LB	6-3	235	Fr-RS	Marlin, Texas (Teague)	19	Zina Umeozulu	EDGE	6-5	260	Fr-HS	Allen, Texas (Allen)
42	Tate Haver	DS	6-0	215	So.-SQ	Westlake Village, Calif. (Oaks Christian)	92	Colton Vasek	EDGE	6-5	260	Fr-RS	Austin, Texas (Westlake)
85	Gunnar Helm	TE	6-5	250	Sr.-3L	Englewood, Colo. (Cherry Creek)	84	Jordan Washington	TE	6-4	250	Fr-HS	Houston, Texas (Langham Creek)
0	Anthony Hill Jr.	LB	6-3	235	So.-1L	Denton, Texas (Ryan)	29	Reid Watkins	RB	5-11	195	Fr-HS	Fort Worth, Texas (All Saints Episcopal)
55	Melvin Hills III	DL	6-3	305	Fr-HS	New Iberia, La. (Lafayette Christian Academy)	56	Cameron Williams	OL	6-5	335	Jr.-2L	Duncanville, Texas (Duncanville)
9	Gavin Holmes	DB	5-11	185	Sr.-1L	New Orleans, La. (Archbishop Rummel/Wake Forest)	2	Derek Williams Jr.	DB	6-2	195	So.-1L	New Iberia, La. (Westgate)
54	Cole Hutson	OL	6-5	310	Jr.-2L	Frisco, Texas (Frisco)	28	Santana Wilson	DB	6-0	190	Fr-HS	Scottsdale, Ariz. (Desert Mountain)
97	Alex January	DL	6-5	315	Fr-HS	Duncanville, Texas (Duncanville)	5	Ryan Wingo	WR	6-2	210	Fr-HS	Saint Louis, Mo. (St. Louis University)
23	Jordon Johnson-Rubell	DB	5-10	190	Fr-HS	Fort Worth, Texas (IMG Academy)	26	Quintrevion Wisner	RB	6-0	200	So.-1L	Glenn Heights, Texas (DeSoto)

PRONUNCIATIONS

Malik Agbo.....	AHG-boh	Trevor Goosby.....	GOOZ-bee	Amari Niblack.....	NYE-black
Tausilii Akana.....	tau-SIH-lee ah-KHAN-ah	Jaylon Guilbeau.....	JAY-lon GILL-boh	Tiaoalii Savea.....	tee-oh-uh-lee-ee saw-vay-uh
Jahdae Barron.....	zha-DAY	Derion Gullette.....	dair-EE-on guh-LET	Barryn Sorrell.....	BAER-in sore-ELL
Morice Blackwell Jr.....	mahr-EECE	Tate Haver.....	HAY-ver	Michael Taaffe.....	TAF
Jaray Bledsoe.....	juh-RAY	Jordon Johnson-Rubell.....	roo-BELL	Neto Umeozulu.....	NAY-toe uh-MOH-zah-low
Vernon Broughton.....	BRAWT-un	Brooks Kieschnick Jr.....	KEY-shnick	Ziky Umeozulu.....	ZEE-kee uh-MOH-zah-low
Andre Cojoe.....	COH-joe	Liona Lefau.....	lee-ONG-gah leh-FAU	Zina Umeozulu.....	ZEE-nah uh-MOH-zah-low
Quinn Ewers.....	YOU-ers	Jermayne Lole.....	low-LAY	Colton Vasek.....	VAH-sek
Xavier Filsaime.....	x-AY-vee-er FILL-sim-ee	Sydir Mitchell.....	sih-DEER	Quintrevion Wisner.....	kwin-TRAY-vee-on WHYZ-ner
David Gbenda.....	BEND-ah	Andrew Mukuba.....	moo-KOO-buh		

THE LAST TIME ... TEXAS

TEAM	LAST TIME	SPAN
Scored 50-59	51-3 • ULM (9/21/2024)	3 games
Scored 60-69	69-31 • at Kansas State (12/5/2020)	47 games
Scored 70+	70-35 • Texas Tech (9/25/2021)	41 games
Scored <10	7-30 • at Iowa State (11/6/2021)	37 games
Scored <7	3-38 • at Notre Dame (9/5/2015)	119 games
Was shutout	0-24 • at Iowa State (10/31/2015)	112 games
Was shutout (home)	0-30 • Houston (11/6/1976)	275 home
Shutout opponent	52-0 • vs. Colorado State (8/31/24)	6 games
Shutout opponent (home)	52-0 • vs. Colorado State (8/31/24)	6 games
Shutout opponent (road)	23-0 • at Kansas (9/27/2014)	49 road
Shutout opponent (neutral)	49-0 • vs. Oklahoma (10/8/2022)	7 games
Shutout conference opponent	49-0 • vs. Oklahoma (10/8/2022)	22 games
Shutout by conference opponent	0-24 • at Iowa State (10/31/2015)	84 games
300-399 yards rushing	302 • Texas Tech (11/24/2023)	9 games
400+ yards rushing	427 • at Kansas (11/19/2022)	23 games
<100 yards rushing	29 • vs. Georgia (10/19/24)	LAST GAME
<0 yds rushing	-7 • vs. Oklahoma (10/07/2000)	329 games
300-399 passing yards	325 • vs. Mississippi State (9/28/2024)	2 games
400-499 passing yards	427 • vs. UTSA (9/14/2024)	4 games
500-599 total yards	523 • vs. Mississippi State (9/28/24)	2 games
600+ total yards	614 • vs. UTSA (9/14/2024)	4 games
<200 yards total offense	199 • TCU (11/12/2022)	24 games
<100 yards total offense	59 • vs. Arkansas (12/29/2014)	120 games
100-yard rusher & 100-yard receiver	104 rush, Jonathon Brooks; 137 rec, Xavier Worthy • at TCU (11/11/2023)	11 games
30+ first downs	33 • vs. Oklahoma State (12/2/2023)	8 games
100+ penalty yards	119 • at Oklahoma State (10/31/2022)	26 games
2+ fumbles lost	3 • vs. Georgia (10/19/24)	LAST GAME
Scored a safety	ULM (9/21/2024)	3 games
Allowed a safety	Baylor (11/25/2022)	22 games
Scored a 1-point safety	Texas A&M (11/26/2004)	251 games
Forced turnovers on 3+ consecutive drives	3 (INT, Fumble, Fumble) • vs. Oklahoma (10/10/2020)	51 games
Forced 5+ turnovers	5 (3 INT, 2 FR) • Rice (9/12/2015)	117 games
Committed 5+ turnovers	5 • at West Virginia (11/14/2015)	108 games
4+ interceptions	4 • at West Virginia (10/5/2019)	62 games
Forced 2+ fumbles	2 • Oklahoma (10/12/2024)	1 game
2+ defensive TD's	Oklahoma State (9/26/2015)	113 games
	34-yard fumble return by Hassan Ridgeway, 41-yd interception return by Holton Hill	
Defensive & special teams TD	Texas Tech (11/24/2023)	9 games
	95-yd kickoff return by Keilan Robinson, 43-yard INT by Jett Bush	
4 TD's in game	Jaydon Blue (3 rush, 1 receiving) • ULM (9/21/2024)	3 games
Player with a passing and receiving touchdown	Xavier Worthy • West Virginia (10/11/2022)	29 games
300-yard passer, 200-yard rusher, 100-yard receiver	Kansas (9/30/2023)	16 games
	325 passing by Quinn Ewers, 218 rushing by Jonathon Brooks, 141 receiving by Adonai Mitchell	
300-yard passer, 100-yard rusher, two 100-yard receivers	vs. Oklahoma (10/7/2023)	15 games
	346 passing by Quinn Ewers, 129 rushing by Jonathon Brooks, 115 receiving by Jordan Whittington, 108 receiving by Xavier Worthy	

RUSHING	LAST TIME	SPAN
100-199 yards	118 by Quintrevion Wisner • Oklahoma (10/12/2024)	1 game
200-299 yards	218 by Jonathon Brooks • Kansas (9/30/2022)	16 games
300-399 yards	341 by D'Onta Foreman • Texas Tech (11/6/2016)	98 games
2 players w/ 100+ yards	242 by Bijan Robinson; 108 by Jonathon Brooks • at Kansas (11/19/2022)	23 games
30+ attempts	30 by Bijan Robinson • at Kansas State (11/5/2022)	25 games
Consecutive 100-yard games	Jonathon Brooks • 112 vs. Kansas State; 104 at TCU (11/4/2023, 11/11/2023)	11 games
Consecutive 200-yard games	D'Onta Foreman • Baylor & at Texas Tech (2016)	98 games
3 Consecutive 100-yard games by 3 different players	Jonathon Brooks, 104 at TCU (11/11/2023); CJ Baxter, 117 at Iowa State (11/18/2023); Jaydon Blue, 121 vs. Texas Tech (11/24/2023)	9 games
50-59 yard run	55 by Ryan Wingo • vs. Michigan (9/7/2024)	5 games
60-69 yard run	67 by Arch Manning • vs. UTSA (9/14/2024)	4 games
70-79 yard run	70 by Jonathon Brooks • at Kansas (11/19/2022)	22 games
80-89 yard run	81 by D'Onta Foreman • vs. Oklahoma (10/10/2015)	111 games
90+ yard run	91 by Chris Warren III • Texas Tech (11/26/2015)	104 games
3+ touchdowns	3 by Jaydon Blue • ULM (9/21/2024)	3 games
4+ touchdowns	4 by Bijan Robinson • at Kansas (11/19/2022)	22 games
2 players w/ 3+ touchdowns	3 by Bijan Robinson; 3 by Roschon Johnson • at Kansas State (12/5/2020)	45 games
3 players w/ 60+ yard runs	72 by Roschon Johnson; 65 by Keilan Robinson; 62 by Bijan Robinson • Rice (9/18/2021)	41 games
4 players w/ rushing TD	3 by Bijan Robinson, 1 by Roschon Johnson; 1 by Keilan Robinson; 1 by Jonathon Brooks • Rice (9/18/2021)	41 games

PASSING	LAST TIME	SPAN
300-399 yards	325 by Arch Manning • vs. Mississippi State (9/28/2024)	2 games
400+ yards	452 by Quinn Ewers • vs. Oklahoma State (12/2/2023)	7 games
40-49 attempts	43 by Quinn Ewers • vs. Georgia (10/19/24)	LAST GAME
50+ attempts	53 by Sam Ehlinger • vs. Oklahoma (10/10/2020)	50 games
25+ completions	25 by Quinn Ewers • vs. Georgia (10/19/24)	LAST GAME
3+ touchdowns	4 by Arch Manning • vs. UTSA (9/14/2024)	4 games
4+ touchdowns	4 by Arch Manning • vs. UTSA (9/14/2024)	4 games
5+ touchdowns	6 by Casey Thompson • Kansas (11/13/2021)	36 games
6+ touchdowns	6 by Casey Thompson • Kansas (11/13/2021)	36 games
Consecutive 4+ TD games	3, 5-5-4 by Sam Ehlinger • vs. UTEP, at Texas Tech, vs. TCU (9/12-10/3/2020)	53 games
Consecutive 5+ TD games	2, 5-5 by Sam Ehlinger • vs. UTEP, at Texas Tech (9/12-9/26/2020)	54 games
Consecutive 300+ yd games	by Quinn Ewers • 452 vs. Oklahoma State, 318 vs. Washington (1/1/2024)	7 games
50-59 yard completion	50 by Arch Manning to DeAndre Moore Jr. • vs. Mississippi State (9/28/2024)	2 games
60-69 yard completion	62 by Quinn Ewers to Adonai Mitchell • vs. Oklahoma State (12/2/2023)	7 games
70-79 yard completion	75 by Arch Manning to Ryan Wingo • vs. UTSA (9/14/2024)	4 games
80-89 yard completion	80 by Shane Buechele to Devin Duvernay • at Kansas State (10/22/2016)	100 games
90+ yard completion	90 by Sam Ehlinger to John Burt • Oklahoma State (10/21/2017)	89 games

RECEIVING	LAST TIME	SPAN
100-199 yards	104 by DeAndre Moore Jr. • vs. Mississippi State (9/28/2024)	2 games
200+ yards	261 by Xavier Worthy • vs. Oklahoma (10/9/2021)	40 games
2 players w/ 100+ yards	127 by Ryan Wingo; 103 by Isaiah Bond • vs. UTSA (9/14/2024)	4 games
10+ receptions	10 by Xavier Worthy • at TCU (11/11/2023)	8 games
15+ receptions	15 by Jordan Shipley • Oklahoma State (10/25/2008)	203 games
Consecutive 100-yard games	D. Duvernay • Kansas, at TCU, K-State, Iowa State (11/9/2019)	59 games
3+ Consecutive 100-yard games	D. Duvernay • Kansas, at TCU, K-State, Iowa State (11/9/2019)	59 games
4+ Consecutive 100-yard games	D. Duvernay • Kansas, at TCU, K-State, Iowa State (11/9/2019)	59 games
50-59 yard reception	50 by DeAndre Moore Jr. • vs. Mississippi State (9/28/2024)	2 games
60-69 yard reception	62 by Adonai Mitchell • vs. Oklahoma State (12/2/2023)	8 games
70-79 yard reception	75 by Ryan Wingo • vs. UTSA (9/14/24)	4 games
80-89 yard reception	80 by Devin Duvernay • at Kansas State (10/22/2016)	100 games
90+ yard reception	90 by John Burt • Oklahoma State (10/21/2017)	88 games
3+ touchdowns	3 by Xavier Worthy • Kansas (11/13/2021)	36 games

SPECIAL TEAMS	LAST TIME	SPAN
50-59 yard field goal	54 by Bert Auburn • Texas Tech (11/24/2023)	29 games
60+ yard field goal	60 by Russell Erxleben • Texas Tech (10/29/1977)	580 games
Made 3+ field goals	5 by Bert Auburn • Texas Tech (11/24/2023)	9 games
Made 7+ PAT's	7 by Bert Auburn • vs. ULM (9/21/2024)	3 games
Made 9+ PAT's	10 by Cameron Dicker • Texas Tech (9/25/2021)	42 games
60-69 yard punt	64 by Ryan Sanborn • BYU (10/28/2023)	13 games
70+ yard punt	79 by Cameron Dicker • vs. Oklahoma State (10/16/2021)	39 games
Missed PAT	by Cameron Dicker • Kansas State (11/26/2021)	33 games
TD on kickoff return	95 by Keilan Robinson • Texas Tech (11/24/2023)	9 games
TD on punt return	74 by Xavier Worthy • BYU (10/28/2023)	10 games
90-99 yard kickoff return	95 by Keilan Robinson • Texas Tech (11/24/2023)	9 games
50-69 yard punt return	53 by Brandon Jones • Kansas State (11/9/2019)	59 games
70+ yard punt return	55 by Silas Bolden • Oklahoma (10/12/2024)	1 game
2+ TD on kickoff return	NEVER	
TD on kickoff return to start game	88 by Greg Lott • at Texas Tech (9/24/1966)	695 games
Consecutive games with special teams TD	by Fozzy Whittaker (2011)	165 games
	100 KR vs. Oklahoma & 100 KR Oklahoma State	
Recovered on-side kick	Georgia (10/19/2024)	LAST GAME
2-point conversion	Quinn Ewers pass to Isaiah Bond • Georgia (10/19/2024)	LAST GAME
Defensive 2-point conversion	Austin Jordan • at Iowa State (11/18/2023)	11 games
Blocked PAT	T'Vondre Sweat • at Iowa State (11/18/2023)	10 games
Blocked FG	Alfred Collins • ULM (9/21/2024)	3 games
Blocked punt	by Michael Taaffe • Texas Tech (11/24/2023)	9 games
2+ Consecutive Games w/ blocked punt	Iowa State; Oklahoma State (10/22/2022)	26 games
TD on blocked FG	46 by Anthony Wheeler • USC (9/15/2018)	80 games
TD on blocked punt	0 yd return by Malik Muhammad • vs. Oklahoma (10/7/2023)	15 games
Safety on a blocked punt	TEAM • Rice (9/18/2021)	42 games

DEFENSE	LAST TIME	SPAN
10-14 tackles	11 by Anthony Hill Jr. • vs. Oklahoma (10/12/2024)	1 game
15+ tackles	15 by Jaylan Ford • UTSA (9/17/2022)	30 games
10+ solo tackles	10 by Jaylan Ford • UTSA (9/17/2022)	280 games
4+ tackles for loss	6 by Joseph Ossai • at Oklahoma State (10/31/2020)	49 games
5+ tackles for loss	6 by Joseph Ossai • at Oklahoma State (10/31/2020)	49 games
6+ tackles for loss	6 by Joseph Ossai • at Oklahoma State (10/31/2020)	49 games
3+ sacks	3.0 by Joseph Ossai • at Oklahoma State (10/31/2020)	49 games
4+ sacks	4.5 by Alex Okafor • vs. Oregon State (12/29/2012)	145 games
2+ interceptions	2 by Jahdae Barron • Georgia (10/19/2024)	LAST GAME
2+ fumble recoveries	2 by John Bonney • at Baylor (10/28/2017)	87 games
TD on interception return	30 by Ethan Burke • vs. UTSA (9/14/2024)	3 games
TD on fumble return	48 by Jahdae Barron • TCU (11/12/2022)	23 games
Sack, forced fumble and fumble recovery on same play	Vernon Broughton • Mississippi State (9/28/2024)	2 games
Interception and a fumble recovery	by Jaylan Ford • at Kansas State (11/5/2022)	25 games
Interceptions in three consecutive games	by Michael Taaffe • at Houston, BYU, Kansas State (11/4/2023)	11 games

THE LAST TIME ... OPPONENTS

TEAM	LAST TIME	SPAN
Scored 50-59.....	56-57 (OT) • Kansas (11/13/2021).....	36 games
Scored 60-69.....	21-63 • vs. Oklahoma (10/13/2012).....	154 games
Scored 70+.....	NEVER.....	NEVER
Scored <10.....	34-3 • Oklahoma (10/12/2024).....	1 game
Scored <7.....	34-3 • Oklahoma (10/12/2024).....	1 game
300+ yards rushing.....	339 • vs. Oklahoma (10/9/2021).....	40 games
<100 yards rushing.....	89 • vs. Oklahoma (10/12/2024).....	1 game
<0 yards rushing.....	5 • USC (9/15/2018).....	79 games
300-399 passing yards.....	323 • at Iowa State (11/18/2023).....	9 games
400+ passing yards.....	430 • vs. Washington (1/1/2024).....	7 games
<100 passing yards.....	54 • ULM (9/21/2024).....	3 games
500-599 total yards.....	532 • vs. Washington (1/1/2024).....	7 games
600+ total yards.....	662 • vs. Oklahoma (10/9/2021).....	41 games
100-199 total yards.....	111 • ULM (9/21/2024).....	3 games
<100 total yards.....	94 • North Texas (8/30/2014).....	134 games
30+ first downs.....	32 • at Oklahoma State (10/22/2022).....	26 games
100+ penalty yards.....	100 • Alabama (9/10/2022).....	32 games
2+ fumbles lost.....	2 • Oklahoma (10/12/2024).....	1 game
Scored a safety.....	Baylor (11/25/2022).....	22 games
4+ interceptions.....	4 • at TCU (10/26/2019).....	61 games
2+ non-offensive TDs.....	40-yard fumble return, 33-yard interception return • TCU (11/27/2014).....	121 games
3 total touchdowns (rush+rec).....	3 rushing by Dominic Richardson • at Oklahoma State (10/22/2022).....	26 games
4+ total touchdowns (rush+rec).....	3 rushing, 1 receiving by Devin Neal • Kansas (11/13/2021).....	36 games

RUSHING	LAST TIME	SPAN
100-199 yards.....	106 by Justin Marshall • vs. Colorado State (8/31/2024).....	6 games
200-299 yards.....	217 by Kennedy Brooks • vs. Oklahoma (10/9/2021).....	38 games
300+ yards.....	317 by Rashaan Salaam • Colorado (10/1/1994).....	384 games
3+ touchdowns.....	3 by Dominic Richardson • at Oklahoma State (10/22/2022).....	24 games
30+ attempts.....	33 by Leddie Brown • at West Virginia (11/20/2021).....	33 games
50-59 yard run.....	51 by Jaden Nixon • at Oklahoma State (10/22/2022).....	23 games
60-69 yard run.....	53 by Robert Henry • UTSA (9/14/2024).....	4 games
70-79 yard run.....	75 by Kendre Miller • TCU (11/12/2022).....	23 games
80+ yard run.....	81 by Jase McClellan • Alabama (9/10/2022).....	31 games


PASSING	LAST TIME	SPAN
300-399 yards.....	323 by Rocco Becht • at Iowa State (11/18/2023).....	9 games
400+ yards.....	430 by Michael Penix Jr. • vs. Washington (1/1/2024).....	7 games
40-49 attempts.....	41 by Carson Beck • Georgia (10/19/2024).....	LAST GAME
50+ attempts.....	54 by Michael Penix Jr. • vs. Washington (12/29/2022).....	20 games
25+ completions.....	29 by Michael Penix Jr. • vs. Washington (1/1/2024).....	7 games
3+ touchdowns.....	3 by Alan Bowman • vs. Oklahoma State (12/2/2023).....	8 games
4+ touchdowns.....	4 by Will Howard • Kansas State (11/4/2023).....	11 games
5+ touchdowns.....	5 by Alan Bowman • at Texas Tech (9/26/2020).....	53 games
6+ touchdowns.....	6 by Kliff Kingsbury • Texas Tech (11/16/2002).....	280 games
50-59 yard completion.....	52 by Michael Penix Jr. • vs. Washington (1/1/2024).....	7 games
60-69 yard completion.....	66 by Rocco Becht • at Iowa State (11/18/2023).....	7 games
70-79 yard completion.....	77 by Michael Penix Jr. • vs. Washington (1/1/2024).....	7 games
80+ yard completion.....	97 by Sam B. Richardson • Iowa State (10/3/2013).....	138 games

RECEIVING	LAST TIME	SPAN
100-199 yards.....	125 by Rome Odunze, 122 by Ja'Lynn Polk • vs. Washington (1/1/2024).....	7 games
200+ yards.....	222 by Tylan Wallace • vs. Oklahoma State (10/27/2018).....	75 games
2 players w/ 100+ yards.....	125 by Rome Odunze, 122 by Ja'Lynn Polk • vs. Washington (1/1/2024).....	7 games
3 players w/ 100+ yards.....	163 by J. Jefferson, 147 by J. Chase, 123 by T. Marshall • LSU (9/7/2019).....	67 games
10+ receptions.....	11 by Savion Williams • at TCU (11/11/2023).....	11 games
15+ receptions.....	16 by Kevin White • West Virginia (11/8/2014).....	122 games
50-59 yard reception.....	52 by Rome Odunze • vs. Washington (1/1/2024).....	7 games
60-69 yard reception.....	62 by Malik Knowles • at Kansas State (11/5/2022).....	25 games
70-79 yard reception.....	77 by Ja'Lynn Polk • vs. Washington (1/1/2024).....	7 games
80+ yard reception.....	97 by Quenton Bundrage • Iowa State (10/3/2013).....	140 games
3+ touchdowns.....	3 by CeeDee Lamb • vs. Oklahoma (10/12/2019).....	63 games

SPECIAL TEAMS	LAST TIME	SPAN
50-59 yard field goal.....	52 by Dominic Zvada • at Michigan (9/7/2024).....	5 games
60+ yard field goal.....	67 by Steve Little • Arkansas (10/15/1977).....	581 games
Made 3+ field goals.....	3 by Peyton Woodring • vs. Georgia (11/9/2022).....	LAST GAME
Made 7+ PAT's.....	7 by Jacob Borcila • Kansas (11/13/2021).....	36 games
60-69 yard punt.....	63 by Luke Elzinga • Oklahoma (10/12/2024).....	1 game
70+ yard Punt.....	85 by Michael Turk • vs. Oklahoma (10/9/2021).....	40 games
Missed PAT.....	by Ben Grogan • at Oklahoma State (10/1/2016).....	104 games
TD on kickoff return.....	91 by Alex Ross • Kansas State (11/9/2019).....	60 games
TD on punt return.....	73 by Jeff Scott • Ole Miss (9/14/2013).....	144 games
2-point conversion.....	Isaiah Bond pass from Jalen Millroe • at Alabama (9/9/2023).....	19 games
Defensive 2-point conversion.....	at Oklahoma State (10/1/2016).....	105 games
Blocked PAT.....	vs. Oklahoma (12/1/2018).....	70 games
Blocked FG.....	by Will Anderson Jr. • Alabama (9/10/2022).....	31 games
Blocked Punt.....	by Shane Porter • Kansas State (11/4/2023).....	12 games
TD on blocked FG.....	71 by Antoine Brooks, Jr. • Maryland (9/2/2017).....	93 games
TD on blocked punt.....	6 by Ghaali Muhammad • Wyoming (9/12/2009).....	196 games
TD on fumbled punt.....	0 yd return by Xavier Martin • at Texas Tech (9/26/2020).....	54 games

DEFENSE	LAST TIME	SPAN
10+ tackles.....	10 by Stone Blanton • vs. Mississippi State (9/28/2024).....	2 games
5+ tackles for loss.....	7 by Ndamukong Suh • vs. Nebraska (12/5/2009).....	184 games
4+ sacks.....	4.5 by Ndamukong Suh • vs. Nebraska (12/5/2009).....	184 games
2+ interceptions.....	2 by Jacob Parrish • Kansas State (11/4/2023).....	11 games
2+ fumble recoveries.....	2 by Ian Campbell • Kansas State (11/11/2006).....	225 games
TD on interception return.....	31 by Jacobee Bryant • Kansas (11/13/2021).....	35 games
TD on fumble return.....	16 by Gabe Hall • Baylor (11/25/2022).....	21 games

2024 BOX SCORES

	GAME ONE Aug. 31, 2024 Austin, Texas Attendance: 99,171 TV: ESPN
COLORADO STATE NR/NR	0
TEXAS 4/4	52

Score by Quarters	1	2	3	4	OT	Score
Colorado State	0	0	0	0	-	0
Texas	7	24	14	7	-	52

Scoring Summary

Qtr	Time	Team	Summary
1st	09:36	TEX	Q. Wisner 3 yd run 4-64 1:43, CSU 0 - TEX 7
2nd	10:56	TEX	B. Auburn 45 yd field goal 4-4 1:45, CSU 0 - TEX 10
	05:50	TEX	M. Golden 1 yd pass from Q. Ewers (B. Auburn kick) 7-70 2:50, CSU 0 - TEX 17
	01:55	TEX	I. Bond 7 yd pass from Q. Ewers (B. Auburn kick) 5-43 1:37, CSU 0 - TEX 24
	00:12	TEX	M. Golden 11 yd pass from Q. Ewers (B. Auburn kick) 5-33 00:46, CSU 0 - TEX 31
3rd	06:47	TEX	J. Gibson 5 yd run (B. Auburn kick) 8-80 03:35, CSU 0 - TEX 38
	02:23	TEX	S. Bolden 5 yd pass from A. Manning (B. Auburn kick) 4-49 01:41, CSU 0 - TEX 45
4th	10:10	TEX	A. Manning 1 yd run (B. Auburn kick) 11-55 04:41, CSU 0 - TEX 52


	CSU	TEX
FIRST DOWNS	11	26
RUSHES-YARDS (NET)	32-118	41-190
PASSING YDS (NET)	74	355
Passes Comp-Att-Int	13-24-2	25-33-1
TOTAL OFFENSE PLAYS-YARDS	56-192	74-545
Fumble Returns-Yards	0-0	2-0
Punt Returns-Yards	7-279	1-39
Kickoff Returns-Yards	1-65	9-578
Interception Returns-Yards	1-0	2-30
Punts (Number-Avg)	7-279	1-39
Fumbles-Lost	0-0	2-0
Penalties-Yards	3-25	3-25
Possession Time	29:17	30:43
Third-Down Conversions	5 of 14	6 of 12
Fourth-Down Conversions	0 of 2	2 of 3
Red-Zone Scores-Chances	0-1	7-7
Sacks By: Number-Yards	1-6	0-0

RUSHING: Colorado State-Marshall, Justin 25-106; Brousseau, Jackson 1-8; Holles, Keegan 2-4; Johnson, Kobe 3-2; Turner, Paddy 1-(-2). Texas-Gibson, Jerrick 10-67-1; Blue, Jaydon 11-57; Bond, Isaiah 1-25; Wisner, Quintrevion 5-22-1; Niblett, Ryan 3-12; Gardner, Velton 3-11; Page, Colin 2-4; Manning, Arch 3-0-1; TEAM 2-(-2)

PASSING: Colorado State-Fowler-Nicolosi, Brayden 10-18-59-0; Brousseau, Jackson 3-6-15-0. Texas-Ewers, Quinn 20-27-260-3; Manning, Arch 5-6-95-1

RECEIVING: Colorado State-Horton, Tory 5-31; Brown II, Vince 2-12; Goffney, Dylan 1-8; Winfield, Armani 1-7; Ross, Jordan 1-7; Holles, Keegan 1-4; Montini, Peter 1-4; Marshall, Justin 1-1. Texas-Wingo, Ryan 4-70; Bond, Isaiah 5-61-1; Cook II, Johntay 3-56; Golden, Matthew 3-50-2; Helm, Hunnar 2-42; Blue, Jaydon 3-37; Wisner, Quintrevion 1-18; Davis, Juan 1-11; Niblack, Amari 1-7; Bolden, Silas 1-5-1; Niblett, Ryan 1-(-2).

INTERCEPTIONS: Colorado State-Wilson, Chase 1-0.

	GAME TWO Sept. 7, 2024 Ann Arbor, Michigan Attendance: 111,170 TV: FOX
TEXAS 3/3	31
MICHIGAN 10/9	12

Score by Quarters	1	2	3	4	OT	Score
Texas	7	17	7	0	-	31
Michigan	0	3	3	6	-	12

Scoring Summary

Qtr	Time	Team	Summary
1st	04:14	TEX	G. Helm 21 yd pass from Q. Ewers (B. Auburn kick) 6-56 3:06, TEX 7 - MICH 0
2nd	13:23	MICH	D. Zvada 37 yd field goal 9-55 5:45, TEX 7 - MICH 3
	08:24	TEX	J. Gibson 7 yd run (B. Auburn kick) 12-76 4:53, TEX 14 - MICH 3
	02:40	TEX	B. Auburn 26 yd field goal 10-29 4:10, TEX 17 - MICH 3
	00:10	TEX	M. Golden 5 yd pass from Q. Ewers (B. Auburn kick) 6-42 00:49, TEX 24 - MICH 3
3rd	05:28	MICH	D. Zvada 37 yd field goal 9-41 4:22, TEX 24 - MICH 6
	02:29	TEX	J. Blue 7 yd pass from Q. Ewers (B. Auburn kick) 6-75 2:49, TEX 31 - MICH 6
4th	01:54	MICH	S. Morgan 31 yd pass from D. Warren 8-78 2:55, TEX 31 - MICH 12

	TEX	MICH
FIRST DOWNS	19	13
RUSHES-YARDS (NET)	32-143	23-80
PASSING YDS (NET)	246	204
Passes Comp-Att-Int	24-36-0	22-33-2
TOTAL OFFENSE PLAYS-YARDS	68-389	56-284
Fumble Returns-Yards	1-2	0-0
Punt Returns-Yards	0-0	1-8
Kickoff Returns-Yards	2-37	4-69
Interception Returns-Yards	2-3	0-0
Punts (Number-Avg)	3-118	2-64
Fumbles-Lost	0-0	1-1
Penalties-Yards	7-45	4-30
Possession Time	31:20	28:40
Third-Down Conversions	10 of 16	3 of 12
Fourth-Down Conversions	0 of 0	2 of 3
Red-Zone Scores-Chances	4-4	1-1
Sacks By: Number-Yards	1-2	0-0


RUSHING: Texas-Wingo, Ryan 1-55; Gibson, Jerrick 10-36-1; Wisner, Quintrevion 8-30; Blue, Jaydon 9-22; Ewers, Quinn 4-0. Michigan-Edwards, Donovan 8-41; Mullings, Kalel 6-25; Hall, Benjamin 3-14; Warren, Davis 3-3; Orji, Alex 2-(-1); TEAM 1-(-2)

PASSING: Texas-Ewers, Quinn 24-36-246-3. Michigan-Warren, Davis 22-33-204-1

RECEIVING: Texas-Helm, Gunnar 7-98-1; Bond, Isaiah 3-51; Golden, Matthew 6-41-1; Blue, Jaydon 6-37-1; Wisner, Quintrevion 2-19. Michigan-Loveland, Colston 8-70; Morgan, Semaj 5-45-1; Charleston, CJ 1-22; O'Leary, Peyton 1-22; Morris, Tyler 2-17; Hall, Benjamin 2-12; Bell, Kendrick 1-7; Klein, Marlin 1-7; Edwards, Donovan 1-2.

INTERCEPTIONS: Texas-Williams, Jr., Derek 1-0; Mukuba, Andrew 1-3. Michigan-None.

FUMBLES: Texas-None. Michigan-Loveland, Colston 1-1.

	GAME THREE Sept. 14, 2024 Austin, Texas Attendance: 101,892 TV: ESPN
UTSA NR/NR	7
TEXAS 2/3	56

Score by Quarters	1	2	3	4	OT	Score
UTSA	0	7	0	0	-	7
Texas	14	14	14	14	-	56

Scoring Summary

Qtr	Time	Team	Summary
1st	09:27	TEX	I. Bond 7 yd pass from Q. Ewers (B. Auburn kick) 8-84 3:52, UTSA 0 - TEX 7
	00:06	TEX	J. Cook II 19 yd pass from Q. Ewers (B. Auburn kick) 12-69 6:07, UTSA 0 - TEX 14
2nd	12:10	TEX	D. Moore, Jr. 19 yd pass from A. Manning (B. Auburn kick) 4-72 1:20, UTSA 0 - TEX 21
	11:39	UTSA	R. Henry 53 yd run (C. Allen kick) 2-75 0:31, UTSA 7 - TEX 21
	11:07	TEX	A. Manning 67 yd run 2-75 0:32, UTSA 7 - TEX 28
3rd	13:13	TEX	I. Bond 51 yd pass from A. Manning (B. Auburn kick) 5-75 1:47, UTSA 7 - TEX 35
	10:57	TEX	R. Wingo 7 yd pass from A. Manning (B. Auburn kick) 1-75 0:11, UTSA 7 - TEX 42
4th	13:19	TEX	J. Cook II 19 yd pass from A. Manning (B. Auburn kick) 5-66 2:01, UTSA 7 - TEX 49
	1:50	TEX	E. Burke 30 yd interception (B. Auburn kick) 0-0 0:00, UTSA 7 - TEX 56

	UTSA	TEX
FIRST DOWNS	14	24
RUSHES-YARDS (NET)	39-128	35-187
PASSING YDS (NET)	132	427
Passes Comp-Att-Int	21-30-1	25-32-2
TOTAL OFFENSE PLAYS-YARDS	69-260	67-614
Fumble Returns-Yards	0-0	0-0
Punt Returns-Yards	2-10	2-11
Kickoff Returns-Yards	0-0	0-0
Interception Returns-Yards	1-11	1-30
Punts (Number-Avg)	8-293	4-183
Fumbles-Lost	0-0	1-1
Penalties-Yards	3-32	7-59
Possession Time	31:01	28:59
Third-Down Conversions	2 of 17	3 of 10
Fourth-Down Conversions	2 of 4	1 of 2
Red-Zone Scores-Chances	0-1	4-5
Sacks By: Number-Yards	1-10	3-26

RUSHING: UTSA-Henry Robert 6-65-1; High, Brandon 7-27; Barnes, Kevorian 10-21; Griffin, Roko 5-16; Donnell, Bryson 1-4; Henderson III, Will 3-3; McCown, Owen 7-(-8). Texas-Gibson, Jerrick 13-75; Manning, Arch 3-53-1; Page, Colin 4-28; Wisner, Quintrevion 6-20; Gardner, Velton 5-15; Ewers, Quinn 1-7; Owens, Trey 1-3; Niblett, Ryan 1-(-6). Bolden, Silas 1-(-8).


PASSING: UTSA-McCown, Owen 21-29-132-0; Marburger, Eddie Lee 0-1-0. Texas-Manning, Arch 9-12-223-4; Ewers, Quinn 14-16-185-2; Owens, Trey 2-4-19-0.

RECEIVING: UTSA-McCain, Devin 5-27; Allen, DJ 1-22; Cardenas, Oscar 2-14; Wilson, Jace 2-14; McCoy, Willie 2-12; Griffin, Roko 2-12; Henderson III, Will 2-12; Dishman, Dan 1-9; Carpenter, Chris 1-6; High, Brandon 1-5; Thomas, Houston 1-3; Barnes, Kevorian 1-(-4). Texas-Wingo, Ryan 3-127-1; Bond, Isaiah 5-103-2; Helm, Gunnar 1-49; Cook II, Johntay 3-35-2; Golden, Matthew 3-34; Bolden, Silas 4-29; Moore, Jr., DeAndre 3-17-1; Niblett, Ryan 1-15; Gibson, Jerrick 1-9; Wisner, Quintrevion 1-9.

INTERCEPTIONS: UTSA-Pewee, Owen 1-11. Texas-Burke, Ethan 1-30

FUMBLES: UTSA-None. Texas-Gibson, Jerrick 1-1

2024 BOX SCORES

	GAME FOUR	
	Sept. 21, 2024 Austin, Texas Attendance: 102,850 TV: SEC Network+	
ULM NR/NR		3
TEXAS 1/2		51

Score by Quarters	1	2	3	4	OT	Score
ULM	0	3	0	0	-	3
Texas	21	7	9	14	-	51

Scoring Summary

Qtr	Time	Team	Summary
1st	07:11	TEX	J. Blue 1 yd run (B. Auburn kick) 7-77 2:49, ULM 0 - TEX 7
	05:28	TEX	J. Blue 3 yd pass from A. Manning (B. Auburn kick) 4-13 0:58, ULM 0 - TEX 14
	01:34	TEX	R. Wingo 17 yd pass from A. Manning (B. Auburn kick) 6-73 2:06, ULM 0 - TEX 21
2nd	08:15	TEX	J. Blue 2 yd run (B. Auburn kick) 12-87 5:11, ULM 0 - TEX 28
	01:46	ULM	M. Larson 35 yd field goal 13-58 6:29, ULM 3 - TEX 28
3rd	11:04	TEX	J. Gibson 2 yd run (B. Auburn kick) 6-66 2:20, ULM 3 - TEX 35
	3:24	TEX	L. Lefau 0 of safety 0-0 0:00, ULM 3 - TEX 37
4th	14:56	TEX	J. Blue 1 yd run (B. Auburn kick) 9-63 3:21, ULM 3 - TEX 44
	8:18	TEX	R. Niblett 1 yd run (B. Auburn kick) 10-57 4:35, ULM 3 - TEX 51

	ULM	TEX
FIRST DOWNS	7	26
RUSHES-YARDS (NET)	25-57	52-239
PASSING YDS (NET)	54	258
Passes Comp-Att-Int	11-25-2	15-29-2
TOTAL OFFENSE PLAYS-YARDS	50-111	81-497
Fumble Returns-Yards	0-0	0-0
Punt Returns-Yards	0-0	3-(-1)
Kickoff Returns-Yards	0-0	3-76
Interception Returns-Yards	2-7	2-43
Punts (Number-Avg)	8-297	2-91
Fumbles-Lost	0-0	0-0
Penalties-Yards	10-56	7-55
Possession Time	26:27	33:33
Third-Down Conversions	2 of 12	7 of 13
Fourth-Down Conversions	1 of 1	1 of 2
Red-Zone Scores-Chances	1-1	7-7
Sacks By: Number-Yards	1-4	2-8

RUSHING: ULM-Curry, Taven 6-30; Hardy, Ahmad 10-30; Smith, Ozarrio 5-4; Herring, Hunter 1-3; Galloway, Bennett 1-(-2); Booty, General 2(-8). Texas-Blue, Jaydon 25-124-3; Page, Colin 10-60; Gibson, Jerrick 9-32-1; Watkins, Reid 4-15; Niblett, Ryan 3-12-1; Manning, Arch 1-(-4).

PASSING: ULM-Booty, General 8-19-42-0; Armenta, Aidan 3-6-12-0. Texas-Manning, Arch 15-29-258-2

RECEIVING: ULM-Nixon, Julian 1-23; Wells, Davon 5-19; Sullivan, Jr., Nate 2-9; Hardy, Ahmad 1-7; Cole, Artis 1-3; Booty, General 1-(-7). Texas-Bond, Isaiah 2-75; Golden, Matthew 1-46; Wingo, Ryan 2-42-1; Bolden, Silas 3-37; Cook II, Johntay 1-15; Niblett, Ryan 1-11; Gibson, Jerrick 1-8; Helm, Gunner 1-8; Davis, Juan 1-7; Moore, Jr., DeAndre 1-6; Blue, Jaydon 1-3-1.

INTERCEPTIONS: Colorado State-Fauntroy, Carl 1-4; Williams, Jr., Wydett 1-3. Texas-Hill, Jr., Anthony 1-32; Cole, Jay/Vion 1-11.

FUMBLES: Colorado State-None. Texas-None.

	GAME FIVE	
	Sept. 28, 2024 Austin, Texas Attendance: 101,388 TV: SEC Network	
MISSISSIPPI ST. NR/NR		13
TEXAS 1/2		35

Score by Quarters	1	2	3	4	OT	Score
Mississippi State	0	6	0	7	-	13
Texas	7	7	7	14	-	35

Scoring Summary

Qtr	Time	Team	Summary
1st	06:06	TEX	J. Blue 1 yd run (B. Auburn kick) 5-72 1:46, MSU 0 - TEX 7
2nd	09:24	MSU	K. Ferrie 45 yd field goal 7-10 3:11, MSU 3 - TEX 7
	01:56	MSU	K. Ferrie 32 yd field goal 10-64 5:34, MSU 6 - TEX 7
	00:29	TEX	Moore, Jr., 50 yd pass from A. Manning (B. Auburn kick) 8-76 1:27, MSU 6 - TEX 14
3rd	00:00	TEX	A. Manning 1 yd run (B. Auburn kick) 10-75 5:22, MSU 6 - TEX 21
4th	09:30	TEX	Moore, Jr., 27 yd pass from A. Manning (B. Auburn kick) 8-85 3:08, MSU 6 - TEX 28
	06:12	MSU	M. Van Buren, Jr., 12 yd run (K. Ferrie kick) 7-75 3:18, MSU 13 - TEX 28
	03:03	TEX	I. Bond 26 yd run (B. Auburn kick) 8-72 3:09, MSU 13 - TEX 35

	MSU	TEX
FIRST DOWNS	19	21
RUSHES-YARDS (NET)	50-150	31-198
PASSING YDS (NET)	144	325
Passes Comp-Att-Int	12-23-0	26-31-0
TOTAL OFFENSE PLAYS-YARDS	73-294	62-523
Fumble Returns-Yards	0-0	0-0
Punt Returns-Yards	0-0	1-20
Kickoff Returns-Yards	0-0	0-0
Interception Returns-Yards	0-0	0-0
Punts (Number-Avg)	4-194	2-62
Fumbles-Lost	3-1	2-2
Penalties-Yards	9-75	8-65
Possession Time	34:57	25:03
Third-Down Conversions	8 of 17	5 of 9
Fourth-Down Conversions	1 of 3	0 of 1
Red-Zone Scores-Chances	2-2	3-4
Sacks By: Number-Yards	2-2	6-45


RUSHING: MSU-Daniels, Johnnie 15-75; Booth, Davon 18-59; Parson, Chris 4-20; Craver, Mario 1-10; Van Buren, Jr., Michael 12-(-14)-1. Texas-Wisner, Quintrevion 13-88; Blue, Jaydon 6-36-1; Manning, Arch 6-33-1; Bond, Isaiah 1-26-1; Gibson, Jerrick 4-16; Team 1-(-1).

PASSING: MSU-Van Buren, Jr., Michael 12-23-144-0. Texas-Manning, Arch 26-31-325-2.

RECEIVING: MSU-Coleman, Jr., Kevin 6-57; Craver, Mario 1-46; Akharaiji, Kelly 1-18; Traore, Seydou 1-14; Ball, Justin 2-6; Daniels, Johnnie 1-3. Texas-Moore, Jr., DeAndre 4-104-2; Bond, Isaiah 5-74; Golden, Matthew 5-52; Cook II, Johntay 1-31; Helm, Gunnar 5-23; Wisner, Quintrevion 1-12; Blue, Jaydon 1-10; Wingo, Ryan 2-8; Gibson, Jerrick 1-8; Bolden, Silas 1-3.

INTERCEPTIONS: MSU-None. Texas-None.

FUMBLES: MSU-Van Buren, Jr., Michael 2-1. Texas-Blue, Jaydon 2-2.

	GAME SIX	
	Oct. 12, 2024 Dallas, Texas Attendance: 92,100 TV: ABC	
TEXAS 1/1		34
OKLAHOMA 18/16		3

Score by Quarters	1	2	3	4	OT	Score
Texas	0	21	3	10	-	34
Oklahoma	3	0	0	0	-	3

Scoring Summary

Qtr	Time	Team	Summary
1st	00:10	OU	T. Keltner 42 yd field goal 11-38 4:42, TEX 0 - OU 3
2nd	11:20	TEX	G. Helm 7 yd pass from Q. Ewers (B. Auburn kick) 10-75 3:50, TEX 7 - OU 3
	02:21	TEX	S. Bolden 0 yd run (B. Auburn kick) 4-84 1:58, TEX 14 - OU 3
	01:40	TEX	Q. Wisner 43 yd run (B. Auburn kick) 1-43 00:11, TEX 21 - OU 3
3rd	01:01	TEX	B. Auburn 41 yd field goal 11-45 5:35, TEX 24 - OU 3
4th	07:44	TEX	B. Auburn 29 yd field 7-13 3:36, TEX 27 - OU 3
	05:21	TEX	Q. Ewers 1 yd run (B. Auburn kick) 3-32 1:06, TEX 34 - OU 3

	TEX	OU
FIRST DOWNS	17	18
RUSHES-YARDS (NET)	30-177	39-89
PASSING YDS (NET)	229	148
Passes Comp-Att-Int	21-31-1	19-30-0
TOTAL OFFENSE PLAYS-YARDS	61-406	69-237
Fumble Returns-Yards	0-0	0-0
Punt Returns-Yards	4-70	2-19
Kickoff Returns-Yards	0-0	3-52
Interception Returns-Yards	0-0	1-0
Punts (Number-Avg)	3-133	6-286
Fumbles-Lost	1-0	2-2
Penalties-Yards	5-57	7-49
Possession Time	27:53	32:07
Third-Down Conversions	5 of 13	4 of 15
Fourth-Down Conversions	0 of 1	1 of 2
Red-Zone Scores-Chances	4-6	0-1
Sacks By: Number-Yards	5-29	1-6

RUSHING: Texas-Wisner, Quintrevion 13-118-1; Blue, Jaydon 10-30; Wingo, Ryan 1-25; Ewers, Quinn 4-3-1; Gibson, Jerrick 2-1; Bolden Silas 0-0-1. OU-Barnes, Jovantae 14-38; Hawkins, Jr., Michael 20-27; Tatum, Taylor 2-17; Sawchuck, Gavin 2-9; Team 1-(-2).


PASSING: Texas-Ewers, Quinn 20-29-199-1; Golden, Matthew 1-2-30-0. OU-Hawkins, Jr., Michael 19-30-148-0.

RECEIVING: Texas-Helm, Gunnar 5-91-1; Wingo, Ryan 2-49; Moore, Jr., DeAndre 3-25; Golden, Matthew 1-23; Blue, Jaydon 3-18; Wisner, Quintrevion 4-12; Bond, Isaiah 1-5; Bolden, Silas 1-3; Davis, Juan 1-3. OU-Kearney, Zion 4-45; Sharp, Bauer 3-21; Thompson, Brenen 3-19; Robinson, Xavier 2-12; Carreon, Ivan 1-12; Roberts, Jake 1-12; Sawchuck, Gavin 1-7; Barnes, Jovantae 1-6; Pettaway, Jaquaeze 1-6; Tatum, Taylor 1-4; Hester, JJ 1-4.

INTERCEPTIONS: Texas-None. OU-Bowman, Jr., Billy..

FUMBLES: Texas-Wisner, Quintrevion 1-0. OU-Hawkins, Jr., Michael 1-1; Tatum, Taylor 1-1.

GAME NOTES

	GAME SEVEN Oct. 19, 2024 Austin, Texas Attendance: 105,215 TV: ABC	
	GEORGIA <small>5/4</small>	30
TEXAS <small>1/1</small>	15	

Score by Quarters	1	2	3	4	OT	Score
Georgia	7	16	0	7	-	30
Texas	0	0	15	0	-	15

Scoring Summary

Qtr	Time	Team	Summary
1st	00:06	UGA	T. Etienne 2 yd run (P. Woodring kick) 4-13 1:35, UGA 7 - TEX 0
2nd	10:46	UGA	P. Woodring 33 yd field goal 7-13 2:43, UGA 10 - TEX 0
	08:30	UGA	T. Etienne 15 yd run (P. Woodring kick) 3-34 1:29, UGA 17 - TEX 0
	04:43	UGA	P. Woodring 48 yd field goal 7-25 1:51, UGA 20 - TEX 0
	00:00	UGA	P. Woodring 44 yd field goal 4-4 0:25, UGA 23 - TEX 0
3rd	10:57	TEX	I. Bond 2 yd pass from Q. Ewers (I. Bond pass) 8-55 3:52, UGA 23 - TEX 8
	02:12	TEX	J. Blue 17 yd pass from Q. Ewers (B. Auburn kick) 2-9 0:48, UGA 23 - TEX 15
4th	12:04	UGA	T. Etienne 1 yd run (P. Woodring kick) 11-89 5:03, UGA 30 - TEX 15

	UGA	TEX
FIRST DOWNS	14	19
RUSHES-YARDS (NET)	30-108	27-29
PASSING YDS (NET)	175	230
Passes Comp-Att-Int	23-41-3	28-49-1
TOTAL OFFENSE PLAYS-YARDS	71-283	76-259
Fumble Returns-Yards	0-0	0-0
Punt Returns-Yards	2-21	2-(-5)
Kickoff Returns-Yards	1-11	2-36
Interception Returns-Yards	1-0	3-36
Punts (Number-Yards)	4-216	5-219
Fumbles-Lost	0-0	3-3
Penalties-Yards	7-78	8-41
Possession Time	30:26	29:34
Third-Down Conversions	6 of 17	2 of 15
Fourth-Down Conversions	1 of 2	1 of 5
Red-Zone Scores-Chances	4-5	2-3
Sacks By: Number-Yards	7-59	1-2

RUSHING: UGA-Etienne, Trevor 19-87-3; Frazier, Nate 4-10; Bec, Carson 4-8; Bell, Dillon 1-5; Team 2-(-2). Texas-Wisner, Quintrevion 15-52; Wingo, Ryan 1-7; Niblett, Ryan 1-5; Manning, Arch 4-(-1); Ewers, Quinn 6-(-34).

PASSING: UGA-Beck, Carson 23-41-175-0. Texas-Ewers, Quinn 25-43-211-2; Manning, Arch 3-6-19-0.

RECEIVING: UGA-Delp, Oscar 2-45; Lovett, Dominic 4-35; Smith, Arian 6-32; Etienne, Trevor 3-23; Luckie, Lawson 2-18; Bell, Dillon 3-12; Evans III, Anthony 2-8; Jones, Cash 1-2. Texas-Golden, Matthew 3-77; Helm, Gunnar 6-62; Blue, Jaydon 7-48-1; Wingo, Ryan 3-12; Bond, Isaiah 2-11-1; Wisner, Quintrevion 5-11; Davis, Juan 2-9.

INTERCEPTIONS: UGA-Everette, Daylen 1-0. Texas-Barron, Jahdae 2-36; Mukuba, Andrew 1-0.

FUMBLES: UGA-None. Texas-Ewers Quinn 2-2, Manning, Arch 1-1.

SELECT PLAYERS GAME-BY-GAME STATISTICS

O DEANDRE MOORE.

WR | 6-0 | 1 | SO-1L
ANAHEIM, CALIF | ST. JOHN BOSCO

CAREER HIGHS

Receptions 4, Mississippi State (2024)
Receiving Yards 104, Mississippi State (2024)
Receiving TDs 2, Mississippi State (2024)
Long Reception 50, Mississippi State (2024)
All-Purpose Yards
Long Punt Return.....

CAREER TOTALS

100-yard receiving games..... 1, Mississippi State (2024)
200-yard receiving games.....
Multiple receiving TD games..... 1, Mississippi State (2024)
Punt Return TDs

MOORE'S 2024 GAME-BY-GAME RECEIVING STATS

Date	Opponent	No.	Yds	TD	Long
Aug. 31	Colorado State	0	0	0	-
Sep. 7	at Michigan	0	0	0	-
Sep. 14	UTSA	3	17	1	19
Sep. 21	ULM	1	6	0	6
Sep. 28	Mississippi State	4	104	2	50
Oct. 12	Oklahoma	3	25	0	26
Oct. 19	Georgia	0	0	0	0

MOORE'S 2023 GAME-BY-GAME RECEIVING STATS

Date	Opponent	No.	Yds	TD	Long
Sep. 2	Rice	-	-	-	-
Sep. 9	at Alabama	-	-	-	-
Sep. 16	Wyoming	-	-	-	-
Sep. 23	at Baylor	-	-	-	-
Sep. 30	Kansas	-	-	-	-
Oct. 7	vs. Oklahoma	-	-	-	-
Oct. 21	at Houston	-	-	-	-
Oct. 28	BYU	-	-	-	-
Nov. 4	Kansas State	-	-	-	-
Nov. 11	at TCU	-	-	-	-
Nov. 18	at Iowa State	-	-	-	-
Nov. 24	Texas Tech	-	-	-	-
Dec. 2	vs. Oklahoma State	-	-	-	-
Jan. 1	vs. Washington	-	-	-	-

MOORE'S CAREER RECEIVING STATS

Year	G	Rec	Yds	TD	Lg	Rec/G	Avg/C	Avg/G
2023	10	0	0	0	0	0	0	0.0
2024	7	11	152	3	50	1.6	13.8	21.7
Career	17	11	152	3	50	0.7	13.8	8.9

O ANTHONY HILL JR.

LB | 6-3 | 235 | SO-1L
DENTON, TEXAS | RYAN

CAREER HIGHS

Tackles 11, 2x last Oklahoma (2024)
Solo tackles..... 7, Oklahoma (2024)
Tackles for loss 3.5, Oklahoma (2024)
Sacks 2.0, 2x, last Oklahoma (2024)
Interceptions 1, ULM (2024)
Pass breakups..... 1, 2x, last vs. BYU (2023)
Forced fumbles..... 1, Oklahoma (2024)
Fumbles recovered..... None
Blocked kicks..... None

CAREER TOTALS

Games with 5-plus tackles 14, last vs. Georgia (2024)
Games with 8-plus tackles 5, last vs. Georgia (2024)
Games with 10-plus tackles 2, last vs. Oklahoma (2024)

HILL'S 2024 GAME-BY-GAME DEFENSIVE STATS

Date	Opponent	TKL (Solo)	TFL	Sacks	Int	PBU	FF	FR	Bik
Aug. 31	Colorado State	5 (3)	1.0	0.0	0	0	0	0	0
Sep. 7	at Michigan	6 (2)	0.5	0.0	0	0	0	0	0
Sep. 14	UTSA	11 (5)	1.0	1.0	0	0	0	0	0
Sep. 21	ULM	3 (1)	1.0	1.0	1	0	0	0	0
Sep. 28	Mississippi State	6 (1)	1.5	0.5	0	0	0	0	0
Oct. 13	Oklahoma	11 (7)	3.5	2.0	0	0	1	0	0
Oct. 19	Georgia	8 (4)	1.5	1.0	0	0	0	0	0

HILL'S 2023 GAME-BY-GAME DEFENSIVE STATS

Date	Opponent	TKL (Solo)	TFL	Sacks	Int	PBU	FF	FR	Bik
Sep. 2	Rice	1 (1)	0.0	0.0	0	0	0	0	0
Sep. 9	at Alabama	6 (4)	2.0	2.0	0	0	0	0	0
Sep. 16	Wyoming	3 (2)	0.0	0.0	0	0	0	0	0
Sep. 23	at Baylor	6 (5)	0.0	0.0	0	0	0	0	0
Sep. 30	Kansas	1 (0)	0.0	0.0	0	0	0	0	0
Oct. 7	vs. Oklahoma	8 (5)	1.5	1.0	0	1	0	0	0
Oct. 21	at Houston	5 (2)	0.5	0.0	0	0	0	0	0
Oct. 28	BYU	5 (1)	1.0	0.0	0	1	0	0	0
Nov. 4	Kansas State	4 (1)	0.0	0.0	0	0	0	0	0
Nov. 11	at TCU	8 (5)	0.0	0.0	0	0	0	0	0
Nov. 18	at Iowa State	6 (4)	0.5	0.0	0	0	0	0	0
Nov. 24	Texas Tech	4 (2)	1.0	1.0	0	0	0	0	0
Dec. 2	vs. Ok. State	6 (4)	1.0	1.0	0	0	1	0	0
Jan. 1	vs. Washington	4 (2)	0.5	0.0	0	0	0	0	0

HILL'S CAREER DEFENSIVE STATS

Year	G	Tkl	Solo	TFL-Yds	Sack-Yds	Int	PBU	FF	FR	Bik
2023	14	67	40	8.0-31	5.0-27	0	2	1	0	0
2024	7	50	23	10-29	5.5-21	2	0	1	0	0
Career	21	117	63	18-60	10.5-48	2	2	2	0	0

I JOHNTAY COOK II

WR | 6-0 | 185 | SO-1L
DESOTO, TEXAS | DESOTO

CAREER HIGHS

Receptions 3, 2x, last vs. UTSA (2024)
Receiving Yards 56, Colorado State (2024)
Receiving TDs 2, UTSA (2024)
Long Reception 40, vs. Colorado St (2024)
All-Purpose Yards 51, Baylor (2023)
Long Punt Return.....

CAREER TOTALS

100-yard receiving games.....
200-yard receiving games.....
Multiple receiving TD games..... 1, UTSA (2024)
Punt Return TDs

COOK II'S 2024 GAME-BY-GAME RECEIVING STATS

Date	Opponent	No.	Yds	TD	Long
Aug. 31	Colorado State	3	56	0	40
Sep. 7	at Michigan	0	0	0	-
Sep. 14	UTSA	3	35	2	19
Sep. 21	ULM	1	15	0	15
Sep. 28	Mississippi State	1	31	0	31
Oct. 12	Oklahoma	0	0	0	0
Oct. 19	Georgia	0	0	0	0

COOK II'S 2023 GAME-BY-GAME RECEIVING STATS

Date	Opponent	No.	Yds	TD	Long
Sep. 2	Rice	2	26	0	17
Sep. 9	at Alabama	-	-	-	-
Sep. 16	Wyoming	-	-	-	-
Sep. 23	at Baylor	1	51	0	51
Sep. 30	Kansas	1	26	0	26
Oct. 7	vs. Oklahoma	-	-	-	-
Oct. 21	at Houston	-	-	-	-
Oct. 28	BYU	-	-	-	-
Nov. 4	Kansas State	1	7	0	24
Nov. 11	at TCU	1	-3	0	-3
Nov. 18	at Iowa State	-	-	-	-
Nov. 24	Texas Tech	1	17	0	17
Dec. 2	vs. Oklahoma State	1	12	0	12
Jan. 1	vs. Washington	-	-	-	-

COOK II'S CAREER RECEIVING STATS

Year	G	Rec	Yds	TD	Lg	Rec/G	Avg/C	Avg/G
2023	14	8	136	0	51	0.6	17.0	9.7
2024	7	8	137	2	40	1.1	17.1	19.6
Career	21	16	273	2	51	0.7	17.1	13.0

SELECT PLAYERS GAME-BY-GAME STATISTICS

2 MATTHEW GOLDEN

WR | 6-0 | 195 | JR-TR
HOUSTON, TEXAS | KLEIN CAIN

CAREER HIGHS

Receptions.....9, Sam Houston State (2023)
Receiving Yards.....127, East Carolina (2022)
Receiving TDs.....2, 4x, last vs. Colorado State (2024)
Long Reception.....46, ULM (2024)
All-Purpose Yards.....188, TCU (2023)
Long Kick Return.....100, West Virginia (2023)

CAREER TOTALS

100-yard receiving games.....2, last vs. East Carolina (2022)
200-yard receiving games.....
Multiple receiving TD games.....4, last vs. Colorado State (2024)
Punt Return TDs.....

GOLDEN'S 2024 GAME-BY-GAME RECEIVING STATS

Date	Opponent	No.	Yds	TD	Long
Aug. 31	Colorado State	3	50	2	38
Sep. 7	at Michigan	6	41	1	20
Sep. 14	UTSA	3	34	0	20
Sep. 21	ULM	1	46	0	46
Sep. 28	Mississippi State	5	52	0	22
Oct. 12	Oklahoma	1	23	0	23
Oct. 19	Georgia	3	77	0	34

GOLDEN'S 2023 GAME-BY-GAME RECEIVING STATS

Date	Opponent	No.	Yds	TD	Long
Sep. 2	UTSA	4	36	1	12
Sep. 9	Rice	5	60	2	39
Sep. 16	TCU	4	56	0	21
Sep. 23	SHSU	9	92	1	34
Sep. 30	Texas Tech	2	17	0	10
Oct. 12	West Virginia	3	34	0	16
Oct. 21	Texas	7	88	2	32
Oct. 28	Kansas State	3	6	0	4
Nov. 4	Baylor	1	15	0	15

GOLDEN'S 2022 GAME-BY-GAME RECEIVING STATS

Date	Opponent	No.	Yds	TD	Long
Sep. 3	UTSA	2	46	0	37
Sep. 10	Texas Tech	2	25	1	15
Sep. 17	Kansas	3	26	0	15
Sep. 24	Rice	4	49	1	19
Sep. 30	Tulane	2	32	0	18
Oct. 7	Memphis	4	55	0	25
Nov. 5	SMU	5	105	1	42
Nov. 12	Temple	3	60	1	44
Nov. 19	East Carolina	8	127	2	26
Nov. 26	Tulsa	3	42	1	27
Dec. 23	Louisiana	2	17	0	13

GOLDEN'S CAREER RECEIVING STATS

Year	G	Rec	Yds	TD	Lg	Rec/G	Avg/C	Avg/G
2022	11	36	567	7	44	3.27	10.6	51.5
2023	9	38	404	6	39	4.2	10.6	44.8
2024	7	22	323	3	46	3.1	14.7	46.1
Career	27	96	1,294	16	46	3.6	13.5	48.0

3 QUINN EWERS

QB | 6-2 | 210 | JR-2L
SOUTHLAKE, TEXAS | CARROLL/OHIO STATE

CAREER HIGHS

Completions.....35, vs. Oklahoma State (2023)
Attempts.....49, at Oklahoma State (2022)
Passing Yards.....452, vs. Oklahoma State (2023)
Passing TDs.....4, 2x, last vs. Oklahoma State (2023)
Long Pass.....73, at TCU (2023)
Carries.....8, three times, last vs. Washington (2023)
Rushing Yards.....54, vs. Washington (2023)
Rushing TDs.....2, Kansas (2023)
Long Rush.....30, Kansas (2023)
Total Offense.....458, vs. Oklahoma State (2023)
Total TDs.....4, 3x, last vs. Oklahoma State (2023)

CAREER TOTALS

200-yard passing games.....17, last at Georgia (2024)
300-yard passing games.....8, vs. Washington (2023)
400-yard passing games.....1, vs. Oklahoma State (2023)
Multiple pass TD games.....15, last vs. Georgia (2024)
70-yard rushing games.....None
Games with pass and rush TD.....5, last vs. Oklahoma (2024)
Record as a starter.....20-7 (.741)

EWERS' 2024 GAME-BY-GAME PASSING STATS

Date	Opponent	Comp	Att	INT	Yds	TD	Long	Sack
Aug. 31	Colorado State	20	27	1	260	3	38	1
Sep. 7	at Michigan	24	36	0	246	33	3	0
Sep. 14	UTSA	14	16	1	185	2	49	0
Sep. 21	ULM							DNP
Sep. 28	Mississippi State							DNP
Oct. 12	Oklahoma	20	29	1	199	1	44	1
Oct. 19	Georgia	25	43	1	211	2	24	5

EWERS' 2024 GAME-BY-GAME RUSHING STATS

Date	Opponent	Att	Yds	TD	Long	Avg
Aug. 31	Colorado State	1	17	0	0	0.7
Sep. 7	at Michigan	4	0	0	8	-3.0
Sep. 14	UTSA	1	7	0	7	0.5
Sep. 21	ULM					DNP
Sep. 28	Mississippi State					DNP
Oct. 12	Oklahoma	4	3	1	5	0.8
Oct. 19	Georgia	6	3	0	3	-5.7

EWERS' 2022 GAME-BY-GAME PASSING STATS

Date	Opponent	Comp	Att	INT	Yds	TD	Long	Sack
Sep. 3	ULM	16	24	1	225	2	43	1
Sep. 10	Alabama	9	12	0	134	0	46	0
Sep. 17	UTSA							DNP
Sep. 24	at Texas Tech							DNP
Oct. 1	West Virginia							DNP
Oct. 8	vs. Oklahoma	21	31	1	289	4	38	0
Oct. 15	Iowa State	17	26	0	172	3	26	0
Oct. 22	at Oklahoma State	19	49	3	319	2	41	1
Nov. 5	at Kansas State	18	31	0	197	2	21	0
Nov. 12	TCU	17	39	1	171	0	25	2
Nov. 19	at Kansas	12	21	0	107	1	24	0
Nov. 25	Baylor	12	16	0	194	0	37	5
Dec. 29	vs. Washington+	31	47	0	369	1	49	2

EWERS' 2022 GAME-BY-GAME RUSHING STATS

Date	Opponent	Att	Yds	TD	Long	Avg
Sep. 3	ULM	1	-9	0	0	-9.0
Sep. 10	Alabama	0	0	0	0	0.0
Sep. 17	UTSA					DNP
Sep. 24	at Texas Tech					DNP
Oct. 1	West Virginia					DNP
Oct. 8	vs. Oklahoma	2	17	0	16	8.5
Oct. 15	Iowa State	2	-13	0	3	-6.5
Oct. 22	at Oklahoma State	1	-1	0	0	0.0
Nov. 5	at Kansas State	1	0	0	0	0.0

Nov. 12	TCU	5	-15	0	3	-3.0
Nov. 19	at Kansas	2	11	0	7	5.5
Nov. 25	Baylor	6	-48	1	3	-8.0
Dec. 29	vs. Washington+	4	6	0	13	1.5

EWERS' 2023 GAME-BY-GAME PASSING STATS

Date	Opponent	Comp	Att	INT	Yds	TD	Long	Sack
Sep. 2	Rice	19	30	0	260	3	44	2
Sep. 9	at Alabama	24	38	0	349	3	50	0
Sep. 16	Wyoming	11	21	0	131	2	44	1
Sep. 23	at Baylor	18	23	0	293	1	51	3
Sep. 30	Kansas	25	35	1	325	1	39	2
Oct. 7	vs. Oklahoma	31	37	2	346	1	39	5
Oct. 21	at Houston	23	29	0	211	2	42	3
Oct. 28	BYU							DNP
Nov. 4	Kansas State							DNP
Nov. 11	at TCU	22	33	1	317	1	73	0
Nov. 18	at Iowa State	23	33	0	281	2	31	4
Nov. 24	Texas Tech	17	26	1	196	1	23	3
Dec. 2	vs. Oklahoma St.	35	46	1	452	4	62	1
Jan. 1	vs. Washington	24	43	0	318	1	41	2

EWERS' 2023 GAME-BY-GAME RUSHING STATS

Date	Opponent	Att	Yds	TD	Long	Avg
Sep. 2	Rice	8	12	1	16	1.5
Sep. 9	at Alabama	3	11	0	11	3.7
Sep. 16	Wyoming	2	-5	1	5	-2.5
Sep. 23	at Baylor	5	16	1	29	3.2
Sep. 30	Kansas	7	40	2	30	5.7
Oct. 7	vs. Oklahoma	8	-14	0	6	-1.8
Oct. 21	at Houston	6	-7	0	6	-1.2
Oct. 28	BYU					DNP
Nov. 4	Kansas State					DNP
Nov. 11	at TCU	1	0	0	0	0.0
Nov. 18	at Iowa State	4	-25	0	0	0.0
Nov. 24	Texas Tech	4	-13	0	0	0.0
Dec. 2	vs. Oklahoma St.	3	6	0	10	2.0
Jan. 1	vs. Washington	8	54	0	21	6.8

EWERS' CAREER PASSING STATS

Year	G	Comp	Att	Int	Yds	TD	Lg	Pct	Avg/PAvg/G	Effic
2022	10	172	296	6	2,177	15	49	58.1	7.4	217.7
2023	12	272	394	6	3,479	22	73	69.0	8.8	289.9
2024	5	103	151	4	1,101	11	49	68.2	7.3	220.2
Career	27	547	841	16	6,757	48	73	65.1	8.0	250.3

EWERS' CAREER RUSHING STATS

Year	G	Att	Yds	TD	Lg	Avg/C	Avg/G
2022	10	24	-52	1	16	-2.2	-5.2
2023	12	59	75	5	30	1.3	6.3
2024	5	16	-30	1	8	-1.9	-6.0
Career	27	99	-7	7	30	-.07	-0.3

SELECT PLAYERS GAME-BY-GAME STATISTICS

3 JAYLON GUILBEAU

DB | 6-0 | 190 | JR-1L
PORT ARTHUR, TEXAS | MEMORIAL

CAREER HIGHS

Tackles.....8, 2x last vs. Mississippi State (2024)
Solo tackles.....5, Mississippi State (2024)
Tackles for loss.....1.0, at Michigan (2024)
Sacks.....None
Interceptions.....None
Pass breakups.....1, 5x, last at Georgia (2024)
Forced fumbles.....None
Fumbles recovered.....None
Blocked kicks.....None

CAREER TOTALS

Games with 5-plus tackles.....4, last vs. Mississippi State (2024)
Games with 8-plus tackles.....2, last vs. Mississippi State (2024)
Games with 10-plus tackles.....

GUILBEAU'S 2024 GAME-BY-GAME DEFENSIVE STATS

Date	Opponent	TKL(Solo)	TFL	Sacks	Int	PBU	FF	FR	Blk
Aug. 31	Colorado State	8 (2)	0.0	0.0	0	0	0	0	0
Sep. 7	at Michigan	5 (2)	1.0	0.0	0	0	0	0	1
Sep. 14	UTSA	3 (2)	0.0	0.0	0	0	0	0	0
Sep. 21	ULM	1 (0)	0.0	0.0	0	0	0	0	0
Sep. 28	Mississippi State	8 (5)	0.0	0.0	0	0	0	0	0
Oct. 12	Oklahoma	4 (4)	0.0	0.0	0	0	0	0	0
Oct. 19	Georgia	4 (3)	0.0	0.0	0	1	0	0	0

GUILBEAU'S 2023 GAME-BY-GAME DEFENSIVE STATS

Date	Opponent	TKL(Solo)	TFL	Sacks	Int	PBU	FF	FR	Blk
Sep. 2	Rice	2 (1)	0.0	0.0	0	0	0	0	0
Sep. 9	at Alabama	0(0)	0.0	0.0	0	0	0	0	0
Sep. 16	Wyoming	0(0)	0.5	0.0	0	0	0	0	0
Sep. 23	at Baylor	0(0)	0.0	0.0	0	0	0	0	0
Sep. 30	Kansas	0(0)	1.0	0.0	0	0	0	0	0
Oct. 7	vs. Oklahoma	0(0)	1.0	0.0	0	0	0	0	0
Oct. 21	at Houston	2 (2)	0.0	0.0	0	0	0	0	0
Oct. 28	BYU	1(0)	2.0	0.0	0	0	0	0	0
Nov. 4	Kansas State	0(0)	0.0	0.0	0	0	0	0	0
Nov. 11	at TCU	3 (2)	0.0	0.0	0	0	0	0	0
Nov. 18	at Iowa State	0(0)	0.0	0.0	0	0	0	0	0
Nov. 24	Texas Tech	0(0)	0.0	0.0	0	0	0	0	0
Dec. 2	vs. Ok. State	0(0)	0.0	0.0	0	0	0	0	0
Jan. 1	vs. Washington	0(0)	0.0	0.0	0	0	0	0	0

GUILBEAU'S 2022 GAME-BY-GAME DEFENSIVE STATS

Date	Opponent	TKL(Solo)	TFL	Sacks	Int	PBU	FF	FR	Blk
Sep. 3	ULM	1	0.0	0.0	0	0	0	0	0
Sep. 10	Alabama	0	0.0	0.0	0	0	0	0	0
Sep. 17	UTSA	4(2)	0.0	0.0	0	0	0	0	0
Sep. 24	at Texas Tech	2	0.0	0.0	0	0	0	0	0
Oct. 1	West Virginia	1	0.0	0.0	0	0	0	0	0
Oct. 8	vs. Oklahoma	1	0.0	0.0	0	0	0	0	0
Oct. 15	Iowa State	3(2)	0.0	0.0	0	0	0	0	0
Oct. 22	at Oklahoma St.	5(3)	0.0	0.0	0	0	0	0	0
Nov. 5	at Kansas State	0	0.0	0.0	0	0	0	0	0
Nov. 12	TCU	0	0.0	0.0	0	0	0	0	0
Nov. 19	at Kansas	0	0.0	0.0	0	0	0	0	0
Nov. 25	Baylor	0	0.0	0.0	0	0	0	0	0
Dec. 29	vs. Washington+	0	0.0	0.0	0	0	0	0	0

GUILBEAU'S CAREER DEFENSIVE STATS

Year	G	Tkl	Solo	TFL-Yds	Sack-Yds	Int	PBU	FF	FR	Blk
2022	8	19	8	0.5-1	0	0	2	0	0	0
2023	8	7	4	1-2	0	0	2	0	0	0
2024	7	33	18	1.0-1	0	0	2	0	0	0
Career	23	59	30	2.5-4	0	0	6	0	0	0

4 ANDREW MUKUBA

DB | 6-0 | 190 | SR-TR
AUSTIN, TEXAS | LBJ EARLY COLLEGE/CLEMSON

CAREER HIGHS

Tackles.....10, NC State (2021)
Solo tackles.....7, 2x last vs. Duke (2023)
Tackles for loss.....1.5, Notre Dame (2023)
Sacks.....1, Louisville (2022)
Interceptions.....1, 3x, last at Georgia (2024)
Pass breakups.....2, 2x, last vs. North Carolina (2023)
Forced fumbles.....None
Fumbles recovered.....None
Blocked kicks.....None

CAREER TOTALS

Games with 5-plus tackles.....17, last vs. Georgia(2024)
Games with 8-plus tackles.....3, last vs. Wake Forest (2021)
Games with 10-plus tackles.....1, vs. NC State (2021)

MUKUBA'S 2024 GAME-BY-GAME DEFENSIVE STATS

Date	Opponent	TKL(Solo)	TFL	Sacks	Int	PBU	FF	FR	Blk
Aug. 31	Colorado State	2 (1)	0.0	0.0	0	0	0	0	0
Sep. 7	at Michigan	4 (3)	0.0	0.0	1	1	0	0	0
Sep. 14	UTSA	5 (4)	1.0	0.0	0	0	0	0	0
Sep. 21	ULM	3 (2)	0.0	0.0	0	0	0	0	0
Sep. 28	Mississippi State	5 (3)	0.0	0.0	0	1	0	0	0
Oct. 12	Oklahoma	1 (1)	0.0	0	0	0	0	0	0
Oct. 19	Georgia	5 (4)	0.0	0.0	1	0	0	0	0

MUKUBA'S 2023 GAME-BY-GAME DEFENSIVE STATS

Date	Opponent	TKL(Solo)	TFL	Sacks	Int	PBU	FF	FR	Blk
Sep. 4	Duke	0	0.5	0.0	0	1	0	1	0
Sep. 23	Florida State	2 (2)	0.0	0.0	0	1	0	0	0
Sep. 30	Syracuse	5 (3)	0.0	0.0	0	1	0	0	0
Oct. 7	Wake Forest	4 (2)	0.0	0.0	0	0	0	0	0
Oct. 21	Miami (FL)	6 (4)	0.0	0.0	0	0	0	0	0
Oct. 28	NC State	3 (2)	0.0	0.0	0	0	0	0	0
Nov. 4	Notre Dame	6 (4)	1.5	0.0	0	1	0	0	0
Nov. 11	Georgia Tech	4 (3)	0.0	0.0	0	0	0	0	0
Nov. 18	North Carolina	4 (4)	0.0	0.0	0	0	0	0	2
Nov. 25	South Carolina	1 (1)	0.0	0.0	0	0	0	0	0

MUKUBA'S CAREER DEFENSIVE STATS

Year	G	Tkl	Solo	TFL-Yds	Sack-Yds	Int	PBU	FF	FR	Blk
2021	13	47	30	2	1	0	7	0	0	0
2022	12	54	32	0.5	0	1	4	0	0	0
2023	10	42	28	2	0	0	6	0	1	0
2024	7	25	18	1-4	0-0	2	3	0	0	0
Career	41	158	101	4.5	1.0	3	18	0	1	1

5 MALIK MUHAMMAD

DB | 6-0 | 181 | FR-HS
DESOTO, TEXAS | SOUTH OAK CLIFF

CAREER HIGHS

Tackles.....5, Rice (2023)
Solo tackles.....5, Rice (2023)
Tackles for loss.....1.0, Mississippi State (2024)
Sacks.....None
Interceptions.....1, Texas Tech (2023)
Pass breakups.....2, UTSA (2024)
Forced fumbles.....None
Fumbles recovered.....None
Blocked kicks.....None

CAREER TOTALS

Games with 5-plus tackles.....1, Rice (2023)
Games with 8-plus tackles.....None
Games with 10-plus tackles.....None

MUHAMMAD'S 2024 GAME-BY-GAME DEFENSIVE STATS

Date	Opponent	TKL(Solo)	TFL	Sacks	Int	PBU	FF	FR	Blk
Aug. 31	Colorado State	2 (2)	0.0	0.0	0	1	0	0	0
Sep. 7	at Michigan	3 (2)	0.0	0.0	0	0	0	0	1
Sep. 14	UTSA	0	0.0	0.0	0	2	0	0	0
Sep. 21	ULM	0	0.0	0.0	0	1	0	0	0
Sep. 28	Mississippi State	3(3)	1.0	0.0	0	0	0	0	0
Oct. 12	Oklahoma	4 (3)	0.0	0.0	0	0	0	0	0
Oct. 19	Georgia	1 (1)	0.0	0.0	0	0	0	0	0

MUHAMMAD'S 2023 GAME-BY-GAME DEFENSIVE STATS

Date	Opponent	TKL(Solo)	TFL	Sacks	Int	PBU	FF	FR	Blk
Sep. 2	Rice	5 (5)	0.0	0.0	0	1	0	0	0
Sep. 9	at Alabama	1 (1)	0.0	0.0	0	0	0	0	1
Sep. 16	Wyoming	1 (1)	0.0	0.0	0	0	0	0	0
Sep. 23	at Baylor	4 (4)	0.0	0.0	0	1	0	0	0
Sep. 30	Kansas	1 (0)	0.0	0.0	0	0	0	0	0
Oct. 7	vs. Oklahoma	0 (0)	0.0	0.0	0	0	0	0	0
Oct. 21	at Houston	3 (2)	0.0	0.0	0	0	0	0	0
Oct. 28	BYU	2 (0)	0.0	0.0	0	0	0	0	0
Nov. 4	Kansas State	1 (0)	0.0	0.0	0	0	0	0	0
Nov. 11	at TCU	1 (0)	0.0	0.0	0	0	0	0	0
Nov. 18	at Iowa State	2 (1)	0.0	0.0	0	0	0	0	0
Nov. 24	Texas Tech	3 (1)	0.0	0.0	1	0	0	0	0
Dec. 2	vs. Ok. State	4 (4)	0.0	0.0	0	1	0	0	0
Jan. 1	vs. Washington	3 (2)	0.0	0.0	0	0	0	0	0

MUHAMMAD'S CAREER DEFENSIVE STATS

Year	G	Tkl	Solo	TFL-Yds	Sack-Yds	Int	PBU	FF	FR	Blk
2023	14	31	21	0.0-0	0.0-0	1	5	0	0	0
2024	7	13	11	1.0-1	0.0-0	0	4	0	0	0
Career	21	44	32	1.0-1	0.0-0	1	9	0	0	0

SELECT PLAYERS GAME-BY-GAME STATISTICS

7 ISAIAH BOND

WR | 5-11 | 180 | JR-TR
 BUFORD, GA. | BUFORD/ALABAMA

CAREER HIGHS

Receptions..... 7, Texas A&M (2023)
 Receiving Yards.....103, UTSA (2024)
 Receiving TDs.....2, UTSA (2024)
 Long Reception.....56, ULM (2024)
 All-Purpose Yards.....103, UTSA (2024)
 Long Punt Return.....

CAREER TOTALS

100-yard receiving games.....1, UTSA (2024)
 200-yard receiving games.....
 Multiple receiving TD games.....1, UTSA (2024)
 Punt Return TDs.....

BOND'S 2024 GAME-BY-GAME RECEIVING STATS

Date	Opponent	No.	Yds	TD	Long
Aug. 31	Colorado State	5	61	1	23
Sep. 7	at Michigan	3	51	0	33
Sep. 14	UTSA	5	103	2	51
Sep. 21	ULM	2	75	0	56
Sep. 28	Mississippi State	5	74	0	27
Oct. 12	Oklahoma	1	5	0	5
Oct. 19	Georgia	2	11	1	9

BOND'S 2023 GAME-BY-GAME RECEIVING STATS

Date	Opponent	No.	Yds	TD	Long
Sep. 2	Middle Tennessee	5	76	1	47
Sep. 9	Texas	1	34	0	34
Sep. 16	at South Florida	4	42	0	14
Sep. 23	Ole Miss	1	10	0	10
Sep. 30	at Mississippi State	1	17	0	17
Oct. 7	at Texas A&M	7	96	1	52
Oct. 14	Arkansas	1	8	0	8
Oct. 21	Tennessee	3	77	1	46
Nov. 4	LSU	5	60	0	21
Nov. 11	at Kentucky	2	24	0	17
Nov. 18	Chattanooga	4	23	0	10
Nov. 25	Auburn	5	75	1	31
Dec. 2	vs. Georgia	5	79	0	22
Jan. 1	vs. Michigan	4	47	0	29

BOND'S CAREER RECEIVING STATS

Year	G	Rec	Yds	TD	Lg	Rec/G	Avg/C	Avg/G
2022	10	14	173	1	53	1.4	12.4	17.3
2023	14	48	668	4	52	3.4	13.9	47.7
2024	7	23	380	4	56	3.3	16.5	54.3
Career	31	88	1,268	9	56	2.8	14.4	40.9

8 TREY MOORE

EDGE | 6-3 | 245 | JR-TR
 SAN ANTONIO, TEXAS | SMITHSON VALLEY/UTSA

CAREER HIGHS

Tackles..... 8, Army (2022)
 Solo tackles.....6, UAB (2022)
 Tackles for loss..... 3.5, 2x last UAB (2023)
 Sacks..... 3.5, 2x last UAB (2023)
 Interceptions..... 1, North Texas (2023)
 Pass breakups..... 4, North Texas (2022)
 Forced fumbles..... 1, 3x last vs. UAB (2023)
 Fumbles recovered..... 1, 2x last vs. UAB (2023)
 Blocked kicks..... None

CAREER TOTALS

Games with 5-plus tackles...10, last vs. East Carolina (2023)
 Games with 8-plus tackles..... 1, Army (2022)
 Games with 10-plus tackles..... None

MOORE'S 2024 GAME-BY-GAME DEFENSIVE STATS

Date	Opponent	TKL(Solo)	TFL	Sacks	Int	PBU	FF	FR	BIK
Aug. 31	Colorado State	1 (0)	0.0	0.0	0	0	0	0	0
Sep. 7	at Michigan	3 (1)	0.0	0.0	0	0	0	0	0
Sep. 14	UTSA	2 (1)	0.0	0.0	0	0	0	0	0
Sep. 21	ULM	1 (1)	0.0	0.0	0	0	0	0	0
Sep. 28	Mississippi State	2 (0)	0.0	0.0	0	0	0	0	0
Oct. 12	Oklahoma	2 (1)	0.5	0.0	0	0	0	0	0
Oct. 19	Georgia	0 (0)	0.0	0.0	0	0	0	0	0

MOORE'S 2023 GAME-BY-GAME DEFENSIVE STATS

Date	Opponent	TKL(Solo)	TFL	Sacks	Int	PBU	FF	FR	BIK
Sep. 2	at Houston	5 (3)	2.0	1.0	0	0	0	0	0
Sep. 9	Texas State	7 (5)	3.0	3.0	0	0	0	0	0
Sep. 15	Army	3 (1)	0.0	0.0	0	0	0	0	0
Sep. 23	at Tennessee	4 (3)	0.0	0.0	0	0	0	0	0
Oct. 7	at Temple	2 (1)	1.5	0.0	0	0	0	0	0
Oct. 14	UAB	5 (4)	3.5	3.5	0	1	0	0	0
Oct. 21	FAU	3 (1)	1.5	1.5	0	0	0	0	0
Oct. 28	East Carolina	7 (5)	3.0	3.0	0	0	0	0	0
Nov. 4	at North Texas	4 (2)	0.0	0.0	1	2	0	0	0
Nov. 11	Rice	2 (2)	2.0	2.0	0	1	0	0	0
Nov. 17	South Florida	2 (2)	1.0	0.0	0	0	0	0	0
Nov. 24	at Tulane	1 (1)	1.0	0.0	0	0	0	0	0

MOORE'S CAREER DEFENSIVE STATS

Year	G	Tkl	Solo	TFL-Yds	Sack-Yds	Int	PBU	FF	FR	BIK
2021	3	1	0	0.0-0	0.0-0	0	0	0	0	0
2022	14	59	30	18	8	0	6	2	0	0
2023	12	45	30	17.5	14.0	1	4	1	0	0
2024	7	11	5	0.5-1	0.0	0	0	0	0	0
Career	36	116	66	36-1	22	1	10	3	0	0

8 AMARI NIBLACK

TE | 6-4 | 245 | JR-TR
 ST. PETERSBURG, FLA. | LAKEWOOD/ALABAMA

CAREER HIGHS

Receptions.....3, Mississippi State (2023)
 Receiving Yards.....61, Mississippi State (2023)
 Receiving TDs..... 1, 4x last vs. Kentucky (2023)
 Long Reception.....39, vs. Texas (2023)

CAREER TOTALS

100-yard receiving games.....
 200-yard receiving games.....
 Multiple receiving TD games.....
 Punt Return TDs.....

NIBLACK'S 2024 GAME-BY-GAME RECEIVING STATS

Date	Opponent	No.	Yds	TD	Long
Aug. 31	Colorado State	1	7	0	7
Sep. 7	at Michigan	0	0	0	0
Sep. 14	UTSA	0	0	0	0
Sep. 21	ULM	0	0	0	0
Sep. 28	Mississippi State	0	0	0	0
Oct. 12	Oklahoma	0	0	0	0
Oct. 19	Georgia			DNP	

NIBLACK'S 2023 GAME-BY-GAME RECEIVING STATS

Date	Opponent	No.	Yds	TD	Long
Sep. 2	Middle Tennessee	2	49	1	29
Sep. 9	Texas	2	45	1	39
Sep. 16	at South Florida	0	0	0	0
Sep. 23	Ole Miss	1	3	0	3
Sep. 30	at Mississippi State	3	61	0	23
Oct. 7	at Texas A&M	1	12	1	12
Oct. 14	Arkansas	2	43	0	29
Oct. 21	Tennessee	1	5	1	5
Nov. 4	LSU	0	0	0	0
Nov. 11	at Kentucky	2	38	1	26
Nov. 18	Chattanooga	2	24	0	18
Nov. 25	Auburn	2	24	0	18
Dec. 2	vs. Georgia	1	17	0	17
Jan. 1	vs. Michigan	1	6	0	6

NIBLACK'S CAREER RECEIVING STATS

Year	G	Rec	Yds	TD	Lg	Rec/G	Avg/C	Avg/G
2022	7	1	15	1	15	0.1	15.0	2.1
2023	14	20	327	4	39	1.4	16.4	23.4
2024	6	1	7	0	7	0.2	7.0	1.2
Career	27	22	342	5	39	0.8	15.5	12.7

SELECT PLAYERS GAME-BY-GAME STATISTICS

9 GAVIN HOLMES

DB | 5-11 | 185 | SR-2L

NEW ORLEANS, LA. | ARCHBISHOP RUMMEL/
WAKE FOREST

CAREER HIGHS

Tackles..... 5, Duke (2022)
Solo tackles..... 5, Duke (2022)
Tackles for loss..... 1.0, 3x last vs. North Carolina (2021)
Sacks..... None
Interceptions..... 1, 2x last vs. Rutgers (2021)
Pass breakups..... 2, 2x last vs. Florida State (2022)
Forced fumbles..... 1, Duke (2021)
Fumbles recovered..... None
Blocked kicks..... None

CAREER TOTALS

Games with 5-plus tackles..... 1, Duke (2022)
Games with 8-plus tackles..... None
Games with 10-plus tackles..... None

HOLMES' 2023 GAME-BY-GAME DEFENSIVE STATS

Date	Opponent	TKL(Solo)	TFL	Sacks	Int	PBU	FF	FR	Blk
Aug. 31	Colorado State	2 (1)	0.5	0.0	0	1	0	0	0
Sep. 7	at Michigan	0	0.0	0.0	0	0	0	0	0
Sep. 14	UTSA	0	0.0	0.0	0	0	0	0	0
Sep. 21	ULM	0	0.0	0.0	0	0	0	0	0
Sep. 28	Mississippi State	2 (1)	0.0	0.0	0	0	0	0	0
Oct. 12	Oklahoma	2 (2)	0.0	0.0	0	0	0	0	0
Oct. 19	Georgia	0 (0)	0.0	0.0	0	0	0	0	0

HOLMES' 2023 GAME-BY-GAME DEFENSIVE STATS

Date	Opponent	TKL(Solo)	TFL	Sacks	Int	PBU	FF	FR	Blk
Sep. 2	Rice	1 (1)	0.0	0.0	0	0	0	0	0
Sep. 9	at Alabama	1 (1)	0.0	0.0	0	0	0	0	1
Sep. 16	Wyoming	0 (0)	0.0	0.0	0	0	0	0	0
Sep. 23	at Baylor	4 (4)	0.0	0.0	0	0	0	0	0
Sep. 30	Kansas	0 (0)	0.0	0.0	0	0	0	0	0
Oct. 7	vs. Oklahoma	3 (3)	0.0	0.0	0	0	0	0	0
Oct. 21	at Houston	2 (1)	0.0	0.0	0	0	0	0	0
Oct. 28	BYU	2 (1)	0.0	0.0	0	0	0	0	0
Nov. 4	Kansas State	1 (1)	0.0	0.0	0	0	0	0	0
Nov. 11	at TCU	0 (0)	0.0	0.0	0	0	0	0	0
Nov. 18	at Iowa State	0 (0)	0.0	0.0	0	0	0	0	0
Nov. 24	Texas Tech	2 (1)	0.0	0.0	0	1	0	0	0
Dec. 2	vs. Ok. State	0 (0)	0.0	0.0	0	1	0	0	0
Jan. 1	vs. Washington	0 (0)	0.0	0.0	0	0	0	0	0

HOLMES' CAREER DEFENSIVE STATS

Year	G	Tkl	Solo	TFL-Yds	Sack-Yds	Int	PBU	FF	FR	Blk
2020	3	3	3	0.0-0	0.0-0	1	1	0	0	0
2021	13	19	17	3.0-6	0.0-0	1	5	1	0	0
2022	11	23	16	0.0-0	0.0-0	0	9	0	0	0
2023	14	16	13	0.0-0	0.0-0	0	2	0	0	0
2024	7	6	4	0.5-1	0.0-0	0	1	0	0	0
Career	46	65	52	3.0-6	0.0-0	2	17	0	0	0

11 SILAS BOLDEN

WR | 5-8 | 160 | SR-TR

RANCHO CUCAMONGA, CALIF. | RANCHO
CUCAMONGA/OREGON STATE

CAREER HIGHS

Receptions..... 6, 3x last vs. Utah (2023)
Receiving Yards..... 100, vs. Utah (2023)
Receiving TDs..... 1, 10x last vs. Colorado State (2024)
Long Reception..... 50, vs. Washington State (2023)

CAREER TOTALS

100-yard receiving games..... 1, Utah (2023)
200-yard receiving games.....
Multiple receiving TD games.....
Punt Return TDs.....
Kick Return TDs.....

BOLDEN'S 2024 GAME-BY-GAME RECEIVING STATS

Date	Opponent	No.	Yds	TD	Long
Aug. 31	Colorado State	1	5	1	5
Sep. 7	at Michigan	0	0	0	0
Sep. 14	UTSA	4	29	0	16
Sep. 21	ULM	3	37	0	16
Sep. 28	Mississippi State	1	3	0	3
Oct. 12	Oklahoma	1	3	0	3
Oct. 19	Georgia	0	0	0	0

BOLDEN'S 2023 GAME-BY-GAME RECEIVING STATS

Date	Opponent	No.	Yds	TD	Long
Sep. 3	at San Jose State	6	53	0	18
Sep. 9	UC Davis	4	65	1	32
Sep. 16	San Diego State	3	41	0	31
Sep. 23	at Washington State	5	76	0	50
Sep. 30	Utah	6	100	1	40
Oct. 7	at California	3	34	1	18
Oct. 14	UCLA	5	87	1	43
Oct. 28	at Arizona	5	66	0	32
Nov. 4	at Colorado	3	40	0	18
Nov. 11	Stanford	2	36	0	18
Nov. 18	Washington	5	64	0	22
Nov. 25	at Oregon	4	56	1	26
Dec. 29	vs. Notre Dame	3	28	0	12

BOLDEN'S CAREER RECEIVING STATS

Year	G	Rec	Yds	TD	Lg	Rec/G	Avg/C	Avg/G
2022	7	1	15	1	15	0.1	15.0	2.1
2023	14	20	327	4	39	1.4	16.4	23.4
2024	7	10	77	1	16	1.7	7.7	11.0
Career	28	31	419	6	39	1.1	13.5	15.0

BOLDEN'S 2023 GAME-BY-GAME RUSHING STATS

Date	Opponent	Att	Yds	TD	Long	Avg
Sep. 3	at San Jose State	0	0	0	0	0
Sep. 9	UC Davis	1	5	0	5	5
Sep. 16	San Diego State	1	18	0	18	18
Sep. 23	at Wash. State	0	0	0	0	0
Sep. 30	Utah	2	53	1	45	26.5
Oct. 7	California	1	11	0	11	11
Oct. 14	UCLA	0	0	0	0	0
Oct. 28	at Arizona	2	2	1	8	2
Nov. 4	at Colorado	1	-3	0	0	-3
Nov. 11	Stanford	0	0	0	0	0
Nov. 18	at Oregon	1	-2	0	0	-2
Dec. 29	vs. Notre Dame	0	0	0	0	0

11 COLIN SIMMONS

EDGE | 6-3 | 245 | FR-HS

DALLAS, TEXAS | DUNCANVILLE

CAREER HIGHS

Tackles..... 7, Mississippi State (2024)
Solo tackles..... 6, Mississippi State (2024)
Tackles for loss..... 3.0, Mississippi State (2024)
Sacks..... 2.0, Mississippi State (2024)
Interceptions..... None
Pass breakups..... None
Forced fumbles..... 1, Mississippi State (2024)
Fumbles recovered..... None
Blocked kicks..... None

CAREER TOTALS

Games with 5-plus tackles..... 3, last vs. Oklahoma (2024)
Games with 8-plus tackles..... None
Games with 10-plus tackles..... None

SIMMONS' 2024 GAME-BY-GAME DEFENSIVE STATS

Date	Opponent	TKL(Solo)	TFL	Sacks	Int	PBU	FF	FR	Blk
Aug. 31	Colorado State	2 (2)	0.0	0.0	0	0	0	0	0
Sep. 7	at Michigan	1 (1)	1.0-21.0	2	0	0	0	0	0
Sep. 14	UTSA	6 (4)	2.0-81.0	7	0	0	0	0	0
Sep. 21	ULM	2 (0)	0.0	0.0	0	0	0	0	0
Sep. 28	Mississippi State	7 (6)	3.0-152.0	14	0	1	0	0	0
Oct. 12	Oklahoma	5 (2)	1.5-40.0	0	0	0	0	0	0
Oct. 19	Georgia	0 (0)	0.0-0.0	0	0	0	0	0	0

SIMMONS' CAREER DEFENSIVE STATS

Year	G	Tkl	Solo	TFL-Yds	Sack-Yds	Int	PBU	FF	FR	Blk
2024	7	23	15	7.5-29	4.0-23	0	0	1	0	0
Career	6	23	8	7.5-29	4.0-23	0	0	1	0	0

SELECT PLAYERS GAME-BY-GAME STATISTICS

15 BILL NORTON

DL | 6-6 | 335 | SR-TR
MEMPHIS, TENN. | CHRISTIAN BROTHERS/
GEORGIA/ARIZONA

CAREER HIGHS

Tackles.....	6, Utah (2023)
Solo tackles.....	4, Utah (2023)
Tackles for loss.....	1.0, 2x last vs. Arizona State (2023)
Sacks.....	None
Interceptions.....	None
Pass breakups.....	None
Forced fumbles.....	1, 2x last vs. Colorado (2023)
Fumbles recovered.....	None
Blocked kicks.....	None

CAREER TOTALS

Games with 5-plus tackles.....	None
Games with 8-plus tackles.....	None
Games with 10-plus tackles.....	None

NORTON'S 2024 GAME-BY-GAME DEFENSIVE STATS

Date	Opponent	TKL(Solo)	TFL	Sacks	Int	PBU	FF	FR	Blk
Aug. 31	Colorado State	0	0.0	0.0	0	0	0	0	0
Sep. 7	at Michigan	0	0.0	0.0	0	0	0	0	0
Sep. 14	UTSA	0	0.0	0.0	0	0	0	0	0
Sep. 21	ULM	0	0.0	0.0	0	0	0	0	0
Sep. 28	Mississippi State	2 (2)	0.0	0.0	0	0	0	0	0
Oct. 12	Oklahoma	2 (0)	0.0	0.0	0	0	0	0	0
Oct. 19	Georgia	1 (0)	0.0	0.0	0	0	0	0	0

NORTON'S 2023 GAME-BY-GAME DEFENSIVE STATS

Date	Opponent	TKL(Solo)	TFL	Sacks	Int	PBU	FF	FR	Blk
Sep. 2	N. Arizona	3 (1)	1.0	0.0	0	0	0	0	0
Sep. 9	at Miss. State	3 (0)	0.0	0.0	0	0	0	0	0
Sep. 16	UTEP	2 (1)	0.0	0.0	0	0	0	0	0
Sep. 23	Stanford	0 (0)	0.0	0.0	0	0	0	0	0
Sep. 30	Washington	2 (0)	0.5	0.0	0	0	0	0	0
Oct. 7	at USC	0 (0)	0.0	0.0	0	0	0	0	0
Oct. 14	at Wash. State	3 (3)	0.0	0.0	0	0	1	0	0
Oct. 28	Oregon State	4 (1)	0.0	0.0	0	1	0	0	0
Nov. 4	UCLA	1 (0)	0.0	0.0	0	0	0	0	0
Nov. 11	at Colorado	3 (2)	0.0	0.0	0	2	1	0	0
Nov. 18	Utah	6 (3)	0.0	0.0	0	0	0	0	0
Nov. 25	at Arizona State	3 (2)	1.0	0.0	0	0	0	0	0
Dec. 28	vs. Oklahoma	2 (1)	0.0	0.0	0	0	0	0	0

NORTON'S CAREER DEFENSIVE STATS

Year	G	Tkl	Solo	TFL	Yds	Sack	Yds	Int	PBU	FF	FR	Blk
2019	3	4	2	1.0-1	0.0-0	0	0	0	0	0	0	0
2020	4	1	0	0.5-1	0.0-0	0	0	0	0	0	0	0
2021	6	4	0	1.0-4	0.0-0	0	0	0	0	0	0	0
2022	2	3	3	0-0	0.0-0	0	0	0	0	0	0	0
2023	13	44	19	2.5-5	0.0-0	0	3	2	0	0	0	0
2024	7	5	2	0.0-0	0.0-0	0	0	0	0	0	0	0
Career	35	61	26	5.0-11	0.0-0	0	3	2	0	0	0	0

16 MICHAEL TAAFFE

DB | 6-0 | 195 | SR-2L
AUSTIN, TEXAS | WESTLAKE

CAREER HIGHS

Tackles.....	9, Georgia (2024)
Solo tackles.....	7, Georgia (2024)
Tackles for loss.....	2.5 Rice (2023)
Sacks.....	1, Oklahoma (2024)
Interceptions.....	1, 3x last vs. Kansas State (2023)
Pass breakups.....	1, 8x, last vs. Georgia (2024)
Forced fumbles.....	None
Fumbles recovered.....	None
Blocked kicks.....	1, Texas Tech (2023)

CAREER TOTALS

Games with 5-plus tackles.....	10, last vs. Georgia (2024)
Games with 8-plus tackles.....	9, Georgia (2024)
Games with 10-plus tackles.....	None

TAAFFE'S 2024 GAME-BY-GAME DEFENSIVE STATS

Date	Opponent	TKL(Solo)	TFL	Sacks	Int	PBU	FF	FR	Blk
Aug. 31	Colorado State	3 (2)	0.0	0.0	0	0	0	0	0
Sep. 7	at Michigan	4 (1)	0.0	0.0	0	0	0	0	0
Sep. 14	UTSA	5 (0)	0.0	0.0	0	0	0	0	0
Sep. 21	ULM	5 (2)	1.5-7	0.0	0	0	0	0	0
Sep. 28	Mississippi State	4 (3)	0.0	0.0	0	1	0	0	0
Oct. 12	Oklahoma	3 (2)	1.0-13.0-13.0	0	0	0	0	0	0
Oct. 19	Georgia	9 (7)	0.0-0.0-0-0	0	1	0	0	0	0

TAAFFE'S 2023 GAME-BY-GAME DEFENSIVE STATS

Date	Opponent	TKL(Solo)	TFL	Sacks	Int	PBU	FF	FR	Blk
Sep. 2	Rice	3 (1)	0.0	0.0	0	0	0	0	0
Sep. 9	at Alabama	0 (0)	0.0	0.0	0	0	0	0	0
Sep. 16	Wyoming	1 (1)	0.5	0.0	0	0	0	0	0
Sep. 23	at Baylor	2 (2)	0.0	0.0	0	0	0	0	0
Sep. 30	Kansas	1 (1)	1.0	0.0	0	0	0	0	0
Oct. 7	vs. Oklahoma	1 (1)	1.0	0.0	0	0	0	0	0
Oct. 21	at Houston	8 (5)	0.0	0.0	1	0	0	0	0
Oct. 28	BYU	4 (2)	2.0	0.0	1	0	0	0	0
Nov. 4	Kansas State	7 (4)	0.0	0.0	1	0	0	0	0
Nov. 11	at TCU	3 (2)	0.0	0.0	0	0	0	0	0
Nov. 18	at Iowa State	6 (2)	0.0	0.0	0	0	0	0	0
Nov. 24	Texas Tech	2 (0)	0.0	0.0	0	0	0	0	1
Dec. 2	vs. Ok. State	5 (4)	0.0	0.0	0	0	0	0	0
Jan. 1	vs. Washington	5 (3)	0.0	0.0	0	0	0	0	0

TAAFFE'S 2022 GAME-BY-GAME DEFENSIVE STATS

Date	Opponent	TKL(Solo)	TFL	Sacks	Int	PBU	FF	FR	Blk
Sep. 3	ULM	2 (0)	0.0	0.0	0	0	0	0	0
Sep. 10	Alabama	0 (0)	0.0	0.0	0	0	0	0	0
Sep. 17	UTSA	3 (1)	0.0	0.0	0	0	0	0	0
Sep. 24	at Texas Tech	0 (0)	0.0	0.0	0	0	0	0	0
Oct. 1	West Virginia	0 (0)	0.0	0.0	0	0	0	0	0
Oct. 8	vs. Oklahoma	2 (1)	0.0	0.0	0	0	0	0	0
Oct. 15	Iowa State	1 (0)	0.0	0.0	0	0	0	0	0
Oct. 22	at Oklahoma St.	6 (4)	0.0	0.0	0	0	0	0	0
Nov. 5	at Kansas State	6 (4)	0.0	0.0	0	0	0	0	0
Nov. 12	TCU	0 (0)	0.0	0.0	0	0	0	0	0
Nov. 19	at Kansas	2 (2)	0.0	0.0	0	0	0	0	0
Nov. 25	Baylor	2 (0)	0.0	0.0	0	0	0	0	0
Dec. 29	vs. Washington+	1 (1)	0.0	0.0	0	0	0	0	0

TAAFFE'S CAREER DEFENSIVE STATS

Year	G	Tkl	Solo	TFL	Yds	Sack	Yds	Int	PBU	FF	FR	Blk
2022	13	26	13	0.5-0	0.0-0	0	1	0	0	0	0	0
2023	14	48	28	2.5-6	0.0-0	3	5	0	0	0	1	0
2024	7	33	17	2.5-20	1.0-13	0	3	0	0	0	0	1
Career	34	107	58	5.5-26	1.0-13	3	9	0	0	0	0	1

23 JAYDON BLUE

RB | 6-0 | 200 | JR-2L
HOUSTON, TEXAS | KLEIN CAIN

CAREER HIGHS

Attempts.....	25, ULM (2024)
Rushing Yards.....	124, ULM (2024)
Rushing TDs.....	3, ULM (2024)
Long Rush.....	69, Texas Tech (2023)
Receptions.....	7, Georgia (2024)
Receiving Yards.....	48, Georgia (2024)
Receiving TDs.....	1, 4x last vs. Georgia (2024)
Long Reception.....	23, at Michigan (2024)
All-Purpose Yards.....	135, Texas Tech (2023)

CAREER TOTALS

100-yard rushing games.....	2, last vs. ULM (2024)
200-yard rushing games.....	None
Multiple rush TD games.....	1, ULM (2024)

BLUE'S 2024 GAME-BY-GAME RUSHING STATS

Date	Opponent	Att	Yds	TD	Long	Avg
Aug. 31	Colorado State	11	57	0	17	5.2
Sep. 7	at Michigan	9	22	0	7	2.4
Sep. 14	UTSA			DNP		
Sep. 21	ULM	25	124	3	20	5.0
Sep. 28	Mississippi St	6	36	1	21	6.0
Oct. 12	Oklahoma	10	30	0	12	3.0
Oct. 19	Georgia	0	0	0	0	0.0

BLUE'S 2024 GAME-BY-GAME RECEIVING STATS

Date	Opponent	Att	Yds	TD	Long
Aug. 31	Colorado State	3	37	0	15
Sep. 7	at Michigan	1	10	0	10
Sep. 14	UTSA			DNP	
Sep. 21	ULM	1	3	1	3
Sep. 28	Mississippi St	1	10	0	10
Oct. 12	Oklahoma	3	18	0	11
Oct. 19	Georgia	7	48	1	17

BLUE'S 2023 GAME-BY-GAME RUSHING STATS

Date	Opponent	Att	Yds	TD	Long	Avg
Sep. 2	Rice	10	55	0	19	5.5
Sep. 9	at Alabama	1	-2	0	0	0
Sep. 16	Wyoming	5	14	0	6	2.8
Sep. 23	at Baylor	3	17	0	9	5.6
Sep. 30	Kansas	4	28	0	17	7
Oct. 7	vs. Oklahoma	0	0	0	0	0
Oct. 21	at Houston	0	0	0	0	0
Oct. 28	BYU	4	44	1	34	11
Nov. 4	Kansas State	2	11	0	8	5.5
Nov. 11	at TCU	0	0	0	0	0
Nov. 18	at Iowa State	7	18	0	7	4.5
Nov. 24	Texas Tech	10	121	1	69	12.1
Dec. 2	vs. Oklahoma St.	10	33	0	12	3.3
Jan. 1	vs. Washington	9	59	1	16	6.5

BLUE'S 2023 GAME-BY-GAME RECEIVING STATS

Date	Opponent	No.	Yds	TD	Long
Sep. 2	Rice	0	0	0	0
Sep. 9	at Alabama	1	7	0	7
Sep. 16	Wyoming	0	0	0	0
Sep. 23	at Baylor	0	0	0	0
Sep. 30	Kansas	0	0	0	0
Oct. 7	vs. Oklahoma	0	0	0	0
Oct. 21	at Houston	0	0	0	0
Oct. 28	BYU	0	0	0	0
Nov. 4	Kansas State	0	0	0	0
Nov. 11	at TCU	0	0	0	0
Nov. 18	at Iowa State	4	31	0	12
Nov. 24	Texas Tech	2	14	0	9

SELECT PLAYERS GAME-BY-GAME STATISTICS

Dec. 2	vs. Oklahoma State	3	38	1	15
Jan. 1	vs. Washington	4	45	0	19

BLUE'S CAREER RUSHING STATS

							Year
G	Att	Yds	TD	Lg	Avg/CAvg/G		
2022	9	15	33	0	10	2.2	3.7
2023	14	65	398	3	69	6.1	28.4
2024	6	61	269	4	21	4.4	44.8
Career	29	141	691	7	69	11.3	23.8

BLUE'S CAREER RECEIVING STATS

Year	G	Rec	Yds	TD	Lg	Rec/G	Avg/C	Avg/G
2022	9	0	0	0	0	0	0	0
2023	14	14	135	1	19	1.0	9.6	9.6
2024	6	21	153	3	23	3.5	7.3	25.5
Career	29	35	288	4	32	1.2	8.2	9.9

33 DAVID GBENDA

LB | 6-0 | 235 | SR-4L
KATY, TEXAS | CINCO RANCH

CAREER HIGHS

Tackles.....	7, 4x last at Georgia (2024)
Solo tackles.....	7, Kansas State (2021)
Tackles for loss.....	1.5, at Iowa State (2023)
Sacks.....	1.0, 2x, last at Alabama (2023)
Interceptions.....	1, at Kansas State (2020)
Pass breakups.....	1, 3x, last at Iowa State (2023)
Forced fumbles.....	None
Fumbles recovered.....	None
Blocked kicks.....	None

CAREER TOTALS

Games with 5-plus tackles.....	11, last vs. Georgia (2024)
Games with 8-plus tackles.....	1, last vs. Mississippi State (2024)
Games with 10-plus tackles.....	None

GBENDA'S 2024 GAME-BY-GAME DEFENSIVE STATS

Date	Opponent	TKL(Solo)	TFL	Sacks	Int	PBU	FF	FR	Blk
Aug. 31	Colorado State	4 (2)	1.0	10.0	0	0	0	0	0
Sep. 7	at Michigan	7 (3)	0.5	1.0	0	0	0	0	0
Sep. 14	UTSA	5 (4)	0.5	1.0	0	0	0	0	0
Sep. 21	ULM	4 (3)	0.5	2.0	0	0	0	0	0
Sep. 28	Mississippi State	8 (6)	1.0	1.0	0	0	0	0	0
Oct. 12	Oklahoma	4 (4)	1.0	2.0	0	0	0	0	0
Oct. 19	Georgia	7 (3)	0.5	1.0	0	0	0	0	0

GBENDA'S 2023 GAME-BY-GAME DEFENSIVE STATS

Date	Opponent	TKL(Solo)	TFL	Sacks	Int	PBU	FF	FR	Blk
Sep. 2	Rice	6 (3)	0.5	0.5	0	0	0	0	0
Sep. 9	at Alabama	6 (3)	1.0	1.0	0	0	0	0	0
Sep. 16	Wyoming	6 (2)	0.5	0.0	0	0	0	0	0
Sep. 23	at Baylor	4 (2)	0.0	0.0	0	0	0	0	0
Sep. 30	Kansas	3 (0)	0.0	0.0	0	0	0	0	0
Oct. 7	vs. Oklahoma	4 (2)	0.0	0.0	0	0	0	0	0
Oct. 21	at Houston	3 (2)	0.0	0.0	0	0	0	0	0
Oct. 28	BYU	3 (2)	0.0	0.0	0	0	0	0	0
Nov. 4	Kansas State	3 (2)	0.0	0.0	0	0	0	0	0
Nov. 11	TCU	0 (0)	0.0	0.0	0	0	0	0	0
Nov. 18	at Iowa State	6 (2)	1.5	0.0	0	1	0	0	0
Nov. 24	Texas Tech	4 (2)	0.0	0.0	0	0	0	0	0
Dec. 2	vs. Ok. State	1 (0)	0.0	0.0	0	0	0	0	0
Jan. 1	vs. Washington	1 (1)	0.0	0.0	0	0	0	0	0

GBENDA'S 2022 GAME-BY-GAME DEFENSIVE STATS

Date	Opponent	TKL(Solo)	TFL	Sacks	Int	PBU	FF	FR	Blk
Sep. 3	ULM	2 (1)	0.0	0.0	0	0	0	0	0
Sep. 10	Alabama	0 (0)	0.0	0.0	0	0	0	0	0
Sep. 17	UTSA	3 (3)	0.0	0.0	0	0	0	0	0
Sep. 24	at Texas Tech	2 (1)	0.0	0.0	0	0	0	0	0
Oct. 1	West Virginia	0 (0)	0.0	0.0	0	0	0	0	0
Oct. 8	vs. Oklahoma	0 (0)	0.0	0.0	0	0	0	0	0
Oct. 15	Iowa State								
Oct. 22	at Oklahoma St.								
Nov. 5	at Kansas State								
Nov. 12	TCU								
Nov. 19	at Kansas								
Nov. 25	Baylor								
Dec. 29	vs. Washington	2 (1)	0.0	0.0	0	0	0	0	0

GBENDA'S 2021 GAME-BY-GAME DEFENSIVE STATS

Date	Opponent	TKL(Solo)	TFL	Sacks	Int	PBU	FF	FR	Blk
Sep. 4	Louisiana	5 (4)	0.0	0.0	0	0	0	0	0
Sep. 11	at Arkansas	1 (1)	0.0	0.0	0	0	0	0	0
Sep. 18	Rice	1 (0)	0.0	0.0	0	0	0	0	0
Sep. 25	Texas Tech	0 (0)	0.0	0.0	0	0	0	0	0
Oct. 2	at TCU								

Oct. 9	vs. Oklahoma	0 (0)	0.0	0.0	0	0	0	0	0
Oct. 16	Oklahoma State	7 (1)	0.0	0.0	0	1	0	0	0
Oct. 30	at Baylor	1 (1)	1.0	0.0	0	0	0	0	0
Nov. 6	at Iowa State	1 (1)	0.0	0.0	0	0	0	0	0
Nov. 13	Kansas	0 (0)	0.0	0.0	0	0	0	0	0
Nov. 20	at West Virginia	4 (2)	0.5	0.5	0	1	0	0	0
Nov. 26	Kansas State	7 (7)	1.0	1.0	0	0	0	0	0

GBENDA'S 2020 GAME-BY-GAME DEFENSIVE STATS

Date	Opponent	TKL(Solo)	TFL	Sacks	Int	PBU	FF	FR	Blk
Sep. 12	UTEP	4 (2)	0.0	0.0	0	0	0	0	0
Sep. 26	at Texas Tech	0 (0)	0.0	0.0	0	0	0	0	0
Oct. 3	TCU	2 (1)	0.0	0.0	0	0	0	0	0
Oct. 10	vs. Oklahoma	4 (2)	0.0	0.0	0	0	0	0	0
Oct. 24	Baylor	0 (0)	0.0	0.0	0	0	0	0	0
Oct. 31	at Oklahoma St.	0 (0)	0.0	0.0	0	0	0	0	0
Nov. 7	West Virginia	2 (2)	0.0	0.0	0	0	0	0	0
Nov. 27	Iowa State	0 (0)	0.0	0.0	0	0	0	0	0
Dec. 5	at Kansas State	3 (2)	0.0	0.0	1	0	0	0	0
Dec. 12	at Kansas								
Dec. 29	vs. Colorado#	4 (1)	0.0	0.0	0	0	0	0	0

GBENDA'S 2019 GAME-BY-GAME DEFENSIVE STATS

Date	Opponent	TKL(Solo)	TFL	Sacks	Int	PBU	FF	FR	Blk
Aug. 31	Louisiana Tech	0 (0)	0.0	0.0	0	0	0	0	0
Sep. 7	LSU	0 (0)	0.0	0.0	0	0	0	0	0
Sep. 14	at Rice	1 (0)	0.0	0.0	0	0	0	0	0
Sep. 21	Oklahoma State								
Oct. 5	at West Virginia								
Oct. 12	vs. Oklahoma								
Oct. 19	Kansas	1 (0)	0.0	0.0	0	0	0	0	0
Oct. 26	at TCU								
Nov. 9	Kansas State								
Nov. 16	at Iowa State								
Nov. 23	at Baylor								
Nov. 29	Texas Tech								
Dec. 31	vs. Utah*								

GBENDA'S CAREER DEFENSIVE STATS

Year	G	TKL	Solo	TFL	Yds	Sack	Yds	Int	PBU	FF	FR	Blk
2019	4	1	0	0.0	0.0	0.0	0	0	0	0	0	0
2020	10	19	10	0.0	0.0	0.0	1	1	0	0	0	0
2021	11	23	15	2.0	4.0	1.0	1	0	0	0	0	0
2022	8	12	8	0.0	0.0	0.0	0	0	0	0	0	0
2023	14	50	23	3.5	19.0	1.5	15	0	1	0	0	0
2024	7	39	25	5.0	9.0	2.5	16	1	0	0	0	0
Career	54	144	81	10.5	32.0	5.0	32	2	3	0	0	0

SELECT PLAYERS GAME-BY-GAME STATISTICS

45 BERT AUBURN

K | 6-0 | 185 | SR-2L

FLOWER MOUND, TEXAS | FLOWER MOUND

CAREER HIGHS

Field goals made	5, Texas Tech (2023)
Field goals attempted	5, 2x, last vs. Texas Tech (2023)
Long field goal	54, Texas Tech (2023)
PAT made	8, UTSA (2024)
PAT attempted	8, UTSA (2024)
Points scored	21, Texas Tech (2023)

CAREER TOTALS

40-yard field goals made	18
40-yard field goals attempted	25
50-yard field goals made	2
50-yard field goals attempted	4
Game-winning walk-off kicks	None

AUBURN'S 2024 GAME-BY-GAME KICKING STATS

Date	Opponent	FG	FGA	Long	PAT	KO	TB
Aug. 31	Colorado State	1	1	45	7	0	0
Sep. 7	at Michigan	1	2	26	4	0	0
Sep. 14	UTSA	0	0	0	8	0	0
Sep. 21	ULM	0	0	0	7	0	0
Sep. 28	Mississippi State	0	0	0	5	0	0
Oct. 12	Oklahoma	2	3	41	4	0	0
Oct. 19	Georgia	0	0	0	1	0	0

AUBURN'S 2023 GAME-BY-GAME KICKING STATS

Date	Opponent	FG	FGA	Long	PAT	KO	TB
Sep. 2	Rice	3	4	49	4-4	0	0
Sep. 9	at Alabama	2	3	29	4-4	0	0
Sep. 16	Wyoming	1	1	37	4-4	0	0
Sep. 23	at Baylor	1	2	37	5-5	0	0
Sep. 30	Kansas	2	4	30	4-4	0	0
Oct. 7	vs. Oklahoma	3	3	47	3-3	0	0
Oct. 21	at Houston	1	1	25	4-4	0	0
Oct. 28	BYU	0	0	-	5-5	0	0
Nov. 4	Kansas State	4	4	49	3-3	0	0
Nov. 11	at TCU	3	3	49	2-2	0	0
Nov. 18	at Iowa State	3	3	50	1-1	0	0
Nov. 24	Texas Tech	5	5	54	6-6	0	0
Dec. 2	vs. Oklahoma St.	0	1	-	7-7	0	0
Jan. 1	vs. Washington	1	1	25	4-4	0	0

AUBURN'S 2022 GAME-BY-GAME KICKING STATS

Date	Opponent	FG	FGA	Long	PAT	KO	TB
Sep. 3	ULM	1	2	41	7-7	0	0
Sep. 10	Alabama	4	5	49	1-1	0	0
Sep. 17	UTSA	2	2	44	5-5	1	1
Sep. 24	at Texas Tech	2	2	48	4-4	0	0
Oct. 1	West Virginia	1	1	45	5-5	0	0
Oct. 8	vs. Oklahoma	0	1	--	7-7	0	0
Oct. 15	Iowa State	1	2	31	3-3	0	0
Oct. 22	at Oklahoma State	2	3	37	4-4	0	0
Nov. 5	at Kansas State	2	2	29	4-4	0	0
Nov. 12	TCU	1	1	22	1-1	0	0
Nov. 19	at Kansas	2	2	40	7-7	0	0
Nov. 25	Baylor	1	1	38	5-5	0	0
Dec. 29	vs. Washington+	2	2	30	2-2	0	0

AUBURN'S 2021 GAME-BY-GAME KICKING STATS

Date	Opponent	FG	FGA	Long	PAT	KO	TB
Sep. 4	Louisiana				DNP		
Sep. 11	at Arkansas				DNP		
Sep. 18	Rice	-	-	-	3-3	4	1
Sep. 25	Texas Tech				DNP		
Oct. 2	at TCU				DNP		
Oct. 9	vs. Oklahoma				DNP		
Oct. 16	Oklahoma State				DNP		
Oct. 30	at Baylor				DNP		
Nov. 6	at Iowa State				DNP		

Nov. 13 Kansas
Nov. 20 at West Virginia
Nov. 26 Kansas State

DNP
DNP
DNP

AUBURN'S CAREER KICKING STATS

Year	G	FG-FGA	Long	Pct	PAT	KO	TB
2021	1	0-0	-	-	3-3	4	1
2022	13	21-26	49	80.8	55-55	1	1
2023	14	29-35	54	82.9	56-56	0	0
2024	7	4-6	45	66.7	36-36	0	0
Career	35	54-67	49	76.8	150-150	5	2

45 VERNON BROUGHTON

DL | 6-4 | 305 | SR-5L

HOUSTON, TX. | CYPRESS RIDGE

CAREER HIGHS

Tackles	5, Mississippi State (2024)
Solo tackles	4, Mississippi State (2024)
Tackles for loss	1.0, 4x, last vs. Mississippi State (2024)
Sacks	1.0, 2x, last vs. Mississippi State (2024)
Interceptions	None
Pass breakups	1, Colorado State (2024)
Forced fumbles	1, Mississippi State (2024)
Fumbles recovered	2x, last vs. Oklahoma (2024)
Blocked kicks	None

CAREER TOTALS

Games with 5-plus tackles	1, Mississippi State (2024)
Games with 8-plus tackles	None
Games with 10-plus tackles	None

BROUGHTON'S 2024 GAME-BY-GAME DEFENSIVE STATS

Date	Opponent	TKL(Solo)	TFL	Sacks	Int	PBU	FF	FR	Blk
Aug. 31	Colorado State	2 (1)	0.0	0	0	1	0	0	0
Sep. 7	at Michigan	3 (2)	0.0	0	0	0	0	0	0
Sep. 14	UTSA	1 (1)	0.0	0	0	0	0	0	0
Sep. 21	ULM	1 (1)	0.0	0	0	0	0	0	0
Sep. 28	Mississippi State	5 (4)	1.0-81.0-8	0	0	1	1	0	0
Oct. 12	Oklahoma	3 (2)	0.0	0.0	0	0	0	1	0
Oct. 19	Georgia	1 (0)	0.0	0.0	0	0	0	0	0

BROUGHTON'S 2023 GAME-BY-GAME DEFENSIVE STATS

Date	Opponent	TKL(Solo)	TFL	Sacks	Int	PBU	FF	FR	Blk
Sep. 2	Rice	2 (0)	0.0	0.0	0	0	0	0	0
Sep. 9	at Alabama	1 (1)	0.0	0.0	0	0	0	0	0
Sep. 16	Wyoming	2 (1)	0.5	0.0	0	0	0	0	0
Sep. 23	at Baylor	1 (1)	0.0	1.0	0	0	0	0	0
Sep. 30	Kansas	1 (0)	1.0	0.0	0	0	0	0	0
Oct. 7	vs. Oklahoma	1 (0)	1.0	0.0	0	0	0	0	0
Oct. 21	at Houston	1 (1)	0.0	0.0	0	0	0	0	0
Oct. 28	BYU	1(0)	2.0	0.0	0	0	0	0	0
Nov. 4	Kansas State	2 (1)	0.0	0.0	0	0	0	0	0
Nov. 11	at TCU	2 (2)	0.0	0.0	0	0	0	0	0
Nov. 18	at Iowa State	1 (0)	0.0	0.0	0	0	0	0	0
Nov. 24	Texas Tech	2 (0)	0.0	0.0	0	0	0	0	0
Dec. 2	vs. Ok. State	0 (0)	0.0	0.0	0	0	0	0	0
Jan. 1	vs. Washington	0 (0)	0.0	0.0	0	0	0	0	0

BROUGHTON'S 2022 GAME-BY-GAME DEFENSIVE STATS

Date	Opponent	TKL(Solo)	TFL	Sacks	Int	PBU	FF	FR	Blk
Sep. 3	ULM	2 (1)	0.0	0.0	0	0	0	0	0
Sep. 10	Alabama	0 (0)	0.0	0.0	0	0	0	0	0
Sep. 17	UTSA	0 (0)	0.0	0.0	0	0	0	0	0
Sep. 24	at Texas Tech	2 (2)	0.0	0.0	0	0	0	0	0
Oct. 1	West Virginia	1 (1)	0.0	0.0	0	0	0	0	0
Oct. 8	vs. Oklahoma	0 (0)	0.0	0.0	0	0	0	0	0
Oct. 15	Iowa State	0 (0)	0.0	0.0	0	0	0	0	0
Oct. 22	at Oklahoma St.	0 (0)	0.0	0.0	0	0	0	0	0
Nov. 5	at Kansas State	1 (0)	0.0	0.0	0	0	0	0	0
Nov. 12	TCU	0 (0)	0.0	0.0	0	0	0	0	0
Nov. 19	at Kansas	0 (10)	0.0	0.0	0	0	0	0	0
Nov. 25	Baylor	0 (0)	0.0	0.0	0	0	0	0	0
Dec. 29	vs. Washington+	1 (1)	0.0	0.0	0	0	0	0	0

BROUGHTON'S 2021 GAME-BY-GAME DEFENSIVE STATS

Date	Opponent	TKL(Solo)	TFL	Sacks	Int	PBU	FF	FR	Blk
Sep. 4	Louisiana	0 (0)	0.0	0.0	0	0	0	0	0
Sep. 11	at Arkansas	1 (0)	0.0	0.0	0	0	0	0	0
Sep. 18	Rice	0 (0)	0.0	0.0	0	0	0	0	0
Sep. 25	Texas Tech	2 (0)	0.0	0.0	0	0	0	0	0
Oct. 2	at TCU	1(1)	0.0	0.0	0	0	0	0	0
Oct. 9	vs. Oklahoma	0 (0)	0.0	0.0	0	0	0	0	0
Oct. 16	Oklahoma State	0 (0)	0.0	0.0	0	0	0	0	0
Oct. 30	at Baylor	0 (0)	0.0	0.0	0	0	0	0	0
Nov. 6	at Iowa State	0 (0)	0.0	0.0	0	0	0	0	0
Nov. 13	Kansas	0 (0)	0.0	0.0	0	0	0	0	0
Nov. 20	at West Virginia	1(0)	0.0	0.5	0	0	0	0	0
Nov. 26	Kansas State	0(0)	0.0	0.0	0	0	0	0	0

BROUGHTON'S 2020 GAME-BY-GAME DEFENSIVE STATS

Date	Opponent	TKL(Solo)	TFL	Sacks	Int	PBU	FF	FR	Blk
Sep. 12	UTEP	0(0)	0.0	0.0	0	0	0	0	0
Sep. 26	at Texas Tech	0 (0)	0.0	0.0	0	0	0	0	0
Oct. 3	TCU	0 (0)	0.0	0.0	0	0	0	0	0
Oct. 10	vs. Oklahoma	0 (0)	0.0	0.0	0	0	0	0	0

SELECT PLAYERS GAME-BY-GAME STATISTICS

Oct. 24	Baylor	0(0)	0.0	0.0	0	0	0	0	0	0	0	0
Oct. 31	at Oklahoma State	0(0)	0.0	0.0	0	0	0	0	0	0	0	0
Nov. 7	West Virginia	0(0)	0.0	0.0	0	0	0	0	0	0	0	0
Nov. 27	Iowa State	0(0)	0.0	0.0	0	0	0	0	0	0	0	0
Dec. 5	at Kansas State	0(0)	0.0	0.0	0	0	0	0	0	0	0	0
Dec. 12	at Kansas											
Dec. 29	vs. Colorado#	2 (2)	0.0	1.0	0	0	0	0	0	0	0	0

BROUGHTON'S CAREER DEFENSIVE STATS

Year	G	Tkl	Solo	TFL-Yds	Sack-Yds	Int	PBU	FF	FRBlk
2020	1	2	2	1.0-0	1.0-9	0	0	0	0
2021	11	4	1	0.0-0	0.0-0	0	0	1	0
2022	12	7	5	1.0-1	1.0-1	0	0	0	0
2023	14	17	7	4.5-8	1.0-3	0	0	0	0
2024	7	16	11	1.0-8	1.0-8	0	1	1	2
Career	45	46	26	7.5-17	4.0-21	0	1	2	2

85 GUNNAR HELM

TE | 6-5 | 250 | SR-3L
ENGLEWOOD, COLO. | CHERRY CREEK

CAREER HIGHS

Receptions.....	7, at Michigan (2024)
Receiving Yards.....	98, at Michigan (2024)
Receiving TDs.....	1, 4x last at Oklahoma (2024)
Long Reception.....	.49, UTSA (2024)

CAREER TOTALS

100-yard receiving games.....	None
Multiple receiving TD games.....	None

HELMS' CAREER RECEIVING STATS

Year	G	Rec	Yds	TD	Lg	Rec/G	Avg/C	Avg/G
2021	12	0	0	0	0	-	-	-
2022	13	5	44	0	19	0.4	8.8	3.4
2023	14	14	192	2	31	1.0	13.7	13.7
2024	7	27	373	2	49	3.9	13.8	53.3
Career	46	46	609	4	49	1.0	13.2	13.2

HELMS' 2024 GAME-BY-GAME RECEIVING STATS

Date	Opponent	No.	Yds	TD	Long
Aug. 31	Colorado State	2	42	0	37
Sep 7.	at Michigan	7	98	1	22
Sep. 14	UTSA	1	49	0	49
Sep. 21	ULM	1	8	0	8
Sep. 28	Mississippi State	5	23	0	9
Oct. 12	Oklahoma	5	91	1	30
Oct. 19	Georgia	6	62	0	23

HELMS' 2023 GAME-BY-GAME RECEIVING STATS

Date	Opponent	No.	Yds	TD	Long
Sep. 2	Rice	0	0	0	0
Sep. 9	at Alabama	0	0	0	0
Sep. 16	Wyoming	1	14	0	14
Sep. 23	at Baylor	2	37	0	21
Sep. 30	Kansas	0	0	0	0
Oct. 7	vs. Oklahoma	4	67	1	25
Oct. 21	at Houston	2	13	0	7
Oct. 28	BYU	0	0	0	0
Nov. 4	Kansas State	0	0	0	0
Nov. 11	at TCU	0	0	0	0
Nov. 18	at Iowa State	2	40	1	31
Nov. 24	Texas Tech	1	4	0	4
Dec. 2	vs. Oklahoma State	1	11	0	11
Jan. 1	vs. Washington	1	6	0	6

HELMS' 2022 GAME-BY-GAME RECEIVING STATS

Date	Opponent	No.	Yds	TD	Long
Sep. 3	ULM	1	7	0	7
Sep. 10	Alabama	0	0	0	0
Sep. 17	UTSA	0	0	0	0
Sep. 24	at Texas Tech	1	5	0	5
Oct. 1	West Virginia	0	0	0	0
Oct. 8	vs. Oklahoma	2	13	0	9
Oct. 15	Iowa State	0	0	0	0
Oct. 22	at Oklahoma State	0	0	0	0
Nov. 5	at Kansas State	0	0	0	0
Nov. 12	TCU	0	0	0	0
Nov. 19	at Kansas	0	0	0	0
Nov. 25	Baylor	0	0	0	0
Dec. 29	vs. Washington+	1	19	0	19

HELMS' 2021 GAME-BY-GAME RECEIVING STATS

Date	Opponent	No.	Yds	TD	Long
Sep. 4	Louisiana	0	0	0	0
Sep. 11	at Arkansas	0	0	0	0
Sep. 18	Rice	0	0	0	0
Sep. 25	Texas Tech	0	0	0	0
Oct. 2	at TCU	0	0	0	0
Oct. 9	vs. Oklahoma	0	0	0	0
Oct. 16	Oklahoma State	0	0	0	0
Oct. 30	at Baylor	0	0	0	0
Nov. 6	at Iowa State	0	0	0	0
Nov. 13	Kansas	0	0	0	0
Nov. 20	at West Virginia	0	0	0	0
Nov. 26	Kansas State	0	0	0	0

SELECT PLAYERS GAME-BY-GAME STATISTICS

88 BARRYN SORRELL

EDGE | 6-4 | 260 | SR-3L

NEW ORLEANS, LA. | HOLY CROSS

CAREER HIGHS

Tackles..... 11, TCU (2022)
Solo tackles..... 4, twice, last vs. Oklahoma (2023)
Tackles for loss..... 3.0, TCU (2022)
Sacks..... 1.5, 4x, last vs. Mississippi State (2024)
Interceptions..... None
Pass breakups..... 1, TCU
Forced fumbles..... 1, at Oklahoma State (2022)
Fumbles recovered..... None

CAREER TOTALS

Games with 5-plus tackles..... 5, last vs. Oklahoma (2023)
Games with 8-plus tackles..... 1, TCU (2022)
Games with 10-plus tackles..... 1, TCU (2022)

SORRELL'S 2024 GAME-BY-GAME DEFENSIVE STATS

Date	Opponent	TKL(Solo)	TFL	Sacks	Int	PBU	FF	FR	Blk
Aug. 31	Colorado State	1 (0)	0.5	0	0	0	0	0	0
Sep. 7	at Michigan	1 (0)	0.0	0	0	0	0	0	0
Sep. 14	UTSA	3 (1)	1.5	0	0	0	0	0	0
Sep. 21	ULM	2 (1)	0.0	0	0	0	0	0	0
Sep. 28	Mississippi State	3 (1)	1.5-121.5-12	0	0	0	0	0	0
Oct. 12	Oklahoma	2 (1)	1.0-4	1.0-4	0	0	0	0	0
Oct. 19	Georgia	3 (2)	1.0-6	0.0	0	0	0	0	0

SORRELL'S 2023 GAME-BY-GAME DEFENSIVE STATS

Date	Opponent	TKL(Solo)	TFL	Sacks	Int	PBU	FF	FR	Blk
Sep. 2	Rice	2 (0)	0.0	0.0	0	0	0	0	0
Sep. 9	at Alabama	2 (1)	0.0	0.0	0	0	0	0	0
Sep. 16	Wyoming	5 (3)	1.0	1.0	0	0	0	0	0
Sep. 23	at Baylor	1 (1)	0.0	0.0	0	0	0	0	0
Sep. 30	Kansas	3 (0)	0.0	0.0	0	0	0	0	0
Oct. 7	vs. Oklahoma	5 (4)	0.0	0.0	0	0	0	0	0
Oct. 21	at Houston	1 (1)	0.0	0.0	0	0	0	0	0
Oct. 28	BYU	3 (1)	1.0	1.0	0	0	0	0	0
Nov. 4	Kansas State	3 (3)	2.0	2.0	0	0	0	0	0
Nov. 11	at TCU	2 (0)	0.0	0.0	0	0	0	0	0
Nov. 18	at Iowa State	2 (0)	0.5	0.0	0	0	0	0	0
Nov. 24	Texas Tech	3 (1)	0.0	0.0	0	0	0	0	0
Dec. 2	vs. Ok. State	2 (2)	0.0	0.0	0	0	0	0	0
Jan. 1	vs. Washington	3 (0)	0.0	0.0	0	0	0	0	0

SORRELL'S 2022 GAME-BY-GAME DEFENSIVE STATS

Date	Opponent	TKL(Solo)	TFL	Sacks	Int	PBU	FF	FR	Blk
Sep. 3	ULM	6 (1)	2.0	1.5	0	0	0	0	0
Sep. 10	Alabama	1 (0)	0.0	0.0	0	0	0	0	0
Sep. 17	UTSA	3 (1)	0.0	0.0	0	0	0	0	0
Sep. 24	at Texas Tech	1 (0)	0.0	0.0	0	0	0	0	0
Oct. 1	West Virginia	3 (2)	1.5	1.5	0	0	0	0	0
Oct. 8	vs. Oklahoma	0 (0)	0.0	0.0	0	0	0	0	0
Oct. 15	Iowa State	2 (2)	0.0	0.0	0	0	0	0	0
Oct. 22	at Oklahoma St.	6 (2)	0.5	0.0	0	0	1	0	0
Nov. 5	at Kansas State	1 (1)	1.0	1.0	0	0	0	0	0
Nov. 12	TCU	11 (4)	3.0	1.5	0	1	0	0	0
Nov. 19	at Kansas	4 (3)	1.0	0.0	0	0	0	0	0
Nov. 25	Baylor	3 (0)	0.0	0.0	0	0	0	0	0
Dec. 29	vs. Washington	+3 (0)	0.0	0.0	0	0	0	0	0

SORRELL'S 2021 GAME-BY-GAME DEFENSIVE STATS

Date	Opponent	TKL(Solo)	TFL	Sacks	Int	PBU	FF	FR	Blk
Sep. 4	Louisiana								
Sep. 11	at Arkansas								
Sep. 18	Rice	1 (0)	0.0	0.0	0	0	0	0	0
Sep. 25	Texas Tech	4 (3)	1.0	0.0	0	0	0	0	0
Oct. 2	at TCU								
Oct. 9	vs. Oklahoma	0 (0)	0.0	0.0	0	0	0	0	0
Oct. 16	Oklahoma State	1 (0)	0.0	0.0	0	0	0	0	0
Oct. 30	at Baylor	1 (0)	0.0	0.0	0	0	0	0	0
Nov. 6	at Iowa State	0 (0)	0.0	0.0	0	0	0	0	0
Nov. 13	Kansas								

Nov. 20 at West Virginia
Nov. 26 Kansas State

DNP
DNP

SORRELL'S CAREER DEFENSIVE STATS

Year	G	Tkl	Solo	TFL-Yds	Sack-Yds	Int	PBU	FF	FR	Blk
2021	6	7	3	1.0-3	0.0-0	0	0	0	0	0
2022	13	44	16	9.0-55	5.5-46	0	1	1	0	0
2023	14	37	17	4.5-33	4.0-32	0	0	0	0	0
2024	7	15	6	5.5-30	2.5-16	0	0	0	0	0
Career	40	103	42	20-121	12-94	0	1	1	0	0

91 ETHAN BURKE

EDGE | 6-6 | 260 | JR-2L

AUSTIN, TEXAS | WESTLAKE

CAREER HIGHS

Tackles..... 6, 2x, last vs. Washington (2023)
Solo tackles..... 4, 2x, last vs. Washington (2023)
Tackles for loss..... 2.0, twice, last vs. Kansas State (2023)
Sacks..... 2.0, Kansas State (2023)
Interceptions..... 1, UTSA (2024)
Pass breakups..... 1, 2x last vs. Mississippi State (2024)
Forced fumbles..... 1, Kansas State (2023)
Fumbles recovered..... 1, vs. UTSA (2024)
Blocked kicks..... None

CAREER TOTALS

Games with 5-plus tackles..... 2, last vs. Washington (2023)
Games with 8-plus tackles..... None
Games with 10-plus tackles..... None

BURKE'S 2024 GAME-BY-GAME DEFENSIVE STATS

Date	Opponent	TKL(Solo)	TFL	Sacks	Int	PBU	FF	FR	Blk
Aug. 31	Colorado State	0	0.0	0	0	0	0	0	0
Sep. 7	at Michigan	0	0.0	0	0	0	0	0	0
Sep. 14	UTSA	3 (1)	1.0	0	1	0	0	0	0
Sep. 21	ULM	3 (2)	1.0	0	1	0	0	0	0
Sep. 28	Mississippi State	0	0.0	0	0	1	0	0	0
Oct. 12	Oklahoma	2 (1)	1.0-41.0-4	0	0	0	0	0	0
Oct. 19	Georgia	1 (0)	0.0-0	0	0	0	0	0	0

BURKE'S 2023 GAME-BY-GAME DEFENSIVE STATS

Date	Opponent	TKL(Solo)	TFL	Sacks	Int	PBU	FF	FR	Blk
Sep. 2	Rice	3 (1)	1.0	1.0	0	0	0	0	0
Sep. 9	at Alabama	4 (4)	2.0	1.0	0	0	0	0	0
Sep. 16	Wyoming	1 (0)	0.0	0.0	0	0	0	0	0
Sep. 23	at Baylor	1 (0)	0.0	0.0	0	0	0	0	0
Sep. 30	Kansas	3 (1)	0.0	0.0	0	0	0	0	0
Oct. 7	vs. Oklahoma	6 (3)	0.5	0.0	0	0	0	0	0
Oct. 21	at Houston	4 (1)	1.0	1.0	0	0	0	0	0
Oct. 28	BYU								
Nov. 4	Kansas State	3 (3)	2.0	2.0	0	0	1	0	0
Nov. 11	at TCU	4 (2)	1.5	0.0	0	0	0	0	0
Nov. 18	at Iowa State	2 (1)	0.5	0.0	0	0	0	0	0
Nov. 24	Texas Tech	3 (0)	0.0	0.0	0	0	0	0	0
Dec. 2	vs. Ok. State	1 (1)	0.0	0.0	0	0	0	1	0
Jan. 1	vs. Washington	6 (4)	0.5	0.0	0	0	0	0	0

BURKE'S 2022 GAME-BY-GAME DEFENSIVE STATS

Date	Opponent	TKL(Solo)	TFL	Sacks	Int	PBU	FF	FR	Blk
Sep. 3	ULM	3 (1)	0.5	0.0	0	0	0	0	0
Sep. 10	Alabama								
Sep. 17	UTSA	1 (1)	0.0	0.0	0	0	0	0	0
Sep. 24	at Texas Tech	0 (0)	0.0	0.0	0	0	0	0	0
Oct. 1	West Virginia								
Oct. 8	vs. Oklahoma	1 (1)	1.0	0.0	0	0	0	0	0
Oct. 15	Iowa State	0 (0)	0.0	0.0	0	0	0	0	0
Oct. 22	at Oklahoma St.	0 (0)	0.0	0.0	0	0	0	0	0
Nov. 5	at Kansas State	0 (0)	0.0	0.0	0	0	0	0	0
Nov. 12	TCU	0 (0)	0.0	0.0	0	0	0	0	0
Nov. 19	at Kansas	1 (1)	0.0	0.0	0	0	0	0	0
Nov. 25	Baylor	0 (0)	0.0	0.0	0	0	0	0	0
Dec. 29	vs. Washington	+0 (0)	0.0	0.0	0	0	0	0	0

BURKE'S CAREER DEFENSIVE STATS

Year	G	Tkl	Solo	TFL-Yds	Sack-Yds	Int	PBU	FF	FR	Blk
2022	11	6	5	1.5-1	0.0-0	0	0	0	0	0
2023	13	41	21	9.0-41	5.5-35	0	0	1	1	0
2024	7	9	4	3.5-9	1.0-4	1	4	0	0	0
Career	31	56	30	14-51	6.5-39	1	4	1	1	0

SELECT PLAYERS GAME-BY-GAME STATISTICS

95 ALFRED COLLINS

DL | 6-5 | 320 | SR-4L

BASTROP, TEXAS | CEDAR CREEK

CAREER HIGHS

Tackles.....	6, Georgia (2024)
Solo tackles.....	4, at Kansas State (2020)
Tackles for loss.....	2.0, Texas Tech (2021)
Sacks.....	1.0, five times, last at Houston (2023)
Interceptions.....	1, vs. Colorado (2020)
Pass breakups.....	1, 6x, last vs. Georgia (2024)
Forced fumbles.....	1, at Baylor (2021)
Fumbles recovered.....	None
Blocked kicks.....	None

CAREER TOTALS

Games with 5-plus tackles.....	4, last vs. Georgia (2024)
Games with 8-plus tackles.....	None
Games with 10-plus tackles.....	None

COLLINS' 2024 GAME-BY-GAME DEFENSIVE STATS

Date	Opponent	TKL(Solo)	TFL	Sacks	Int	PBU	FF	FR	Blk
Aug. 31	Colorado State	1(1)	0.0	0.0	0	0	0	0	0
Sep. 7	at Michigan	1(1)	0.0	0.0	0	0	0	0	0
Sep. 14	UTSA	2(1)	0.0	0.0	0	0	0	0	0
Sep. 21	ULM	3(0)	1.0-2	0.0	0	0	0	0	0
Sep. 28	Mississippi State	4(3)	0.0	0.0	0	0	0	0	0
Oct. 12	Oklahoma	3(1)	0.5-1	0.0	0	0	0	0	0
Oct. 19	Georgia	6(2)	0.0-0	0	0	1	0	0	0

COLLINS' 2023 GAME-BY-GAME DEFENSIVE STATS

Date	Opponent	TKL(Solo)	TFL	Sacks	Int	PBU	FF	FR	Blk
Sep. 2	Rice	0(0)	0.0	0.0	0	1	0	0	0
Sep. 9	at Alabama	1(0)	0.0	0.0	0	0	0	0	0
Sep. 16	Wyoming	3(2)	0.0	0.0	0	0	0	0	0
Sep. 23	at Baylor	1(1)	0.0	0.0	0	0	0	0	0
Sep. 30	Kansas	1(0)	0.0	0.0	0	0	0	0	0
Oct. 7	vs. Oklahoma	2(1)	0.0	0.0	0	1	0	0	0
Oct. 21	at Houston	1(1)	1.0	1.0	0	0	0	0	0
Oct. 28	BYU	0(0)	0.0	0.0	0	0	0	0	0
Nov. 4	Kansas State	0(0)	0.0	0.0	0	0	0	0	0
Nov. 11	at TCU	1(1)	0.0	0.0	0	0	0	0	0
Nov. 18	at Iowa State	3(0)	1.0	1.0	0	0	0	0	0
Nov. 24	Texas Tech	5(1)	0.0	0.0	0	0	0	0	0
Dec. 2	vs. Ok. State	0(0)	0.0	0.0	0	0	0	0	0
Jan. 1	vs. Washington	4(2)	0.0	0.0	0	0	0	0	0

COLLINS' 2022 GAME-BY-GAME DEFENSIVE STATS

Date	Opponent	TKL(Solo)	TFL	Sacks	Int	PBU	FF	FR	Blk
Sep. 3	ULM								
Sep. 10	Alabama	0(0)	0.0	0.0	0	0	0	0	0
Sep. 17	UTSA	1(1)	0.0	0.0	0	0	0	0	0
Sep. 24	at Texas Tech	3(1)	0.0	0.0	0	0	0	0	0
Oct. 1	West Virginia	0(0)	0.0	0.0	0	0	0	0	0
Oct. 8	vs. Oklahoma	2(1)	0.0	0.0	0	0	0	0	0
Oct. 15	Iowa State	1(1)	1.0	0.0	0	0	0	0	0
Oct. 22	at Oklahoma St.	3(0)	0.0	0.0	0	0	0	0	0
Nov. 5	at Kansas State	0(0)	0.0	0.0	0	0	0	0	0
Nov. 12	TCU	1(0)	0.0	0.0	0	0	0	0	0
Nov. 19	at Kansas	1(1)	1.0	0.0	0	0	0	0	0
Nov. 25	Baylor	4(2)	1.0	1.0	0	0	0	0	0
Dec. 29	vs. Washington+	1(0)	0.0	0.0	0	0	0	0	0

COLLINS' 2021 GAME-BY-GAME DEFENSIVE STATS

Date	Opponent	TKL(Solo)	TFL	Sacks	Int	PBU	FF	FR	Blk
Sep. 4	Louisiana	0(0)	0.0	0.0	0	0	0	0	0
Sep. 11	at Arkansas	2(1)	0.0	0.0	0	0	0	0	0
Sep. 18	Rice	2(1)	0.0	0.0	0	0	0	0	0
Sep. 25	Texas Tech	2(2)	2.0	1.0	0	0	0	0	0
Oct. 2	at TCU	0(0)	0.0	0.0	0	0	0	0	0
Oct. 9	vs. Oklahoma	3(1)	1.0	1.0	0	0	0	0	0
Oct. 16	Oklahoma State	5(3)	1.0	0.0	0	0	0	0	0
Oct. 30	at Baylor	3(3)	1.0	0.0	0	0	1	0	0
Nov. 6	at Iowa State	2(2)	0.0	0.0	0	0	0	0	0
Nov. 13	Kansas	4(2)	0.0	0.0	0	0	0	0	0
Nov. 20	at West Virginia	2(0)	0.0	0.0	0	0	0	0	0
Nov. 26	Kansas State	0(0)	0.0	0.0	0	0	0	0	0

COLLINS' 2020 GAME-BY-GAME DEFENSIVE STATS

Date	Opponent	TKL(Solo)	TFL	Sacks	Int	PBU	FF	FR	Blk
Sep. 12	UTEP	2(1)	1.0	1.0	0	0	0	0	0
Sep. 26	at Texas Tech	4(2)	0.5	0.0	0	0	0	0	0
Oct. 3	TCU	1(1)	0.0	0.0	0	0	0	0	0
Oct. 10	vs. Oklahoma	2(0)	0.5	0.5	0	0	0	0	0
Oct. 24	Baylor	0(0)	0.0	0.0	0	1	0	0	0
Oct. 31	at Oklahoma State	3(2)	0.0	0.0	0	0	0	0	0
Nov. 7	West Virginia	1(1)	0.0	0.0	0	1	0	0	0
Nov. 27	Iowa State	1(0)	0.0	0.0	0	0	0	0	0
Dec. 5	at Kansas State	4(4)	0.0	0.0	0	0	0	0	0
Dec. 12	at Kansas								Canceled
Dec. 29	vs. Colorado#	5(1)	0.5	0.0	1	1	0	0	0

COLLINS' CAREER DEFENSIVE STATS

Year	G	Tkl	Solo	TFL	Yds	Sack	Yds	Int	PBU	FF	FR	Blk
2020	10	23	12	2.5-11	1.5-8	1	3	0	0	0	0	0
2021	12	25	15	5.0-21	2.0-15	0	0	1	0	0	0	0
2022	12	17	7	3.0-10	1.0-4	0	0	0	0	0	0	0
2023	14	22	12	2.0-12	2.0-12	0	2	0	0	0	0	0
2024	7	14	7	1.5-3	0.0	0	1	0	0	0	1	1
Career	53	101	53	14-57	6.5-39	1	7	1	0	1	0	1

2024 STATISTICS | OVERVIEW

2024 SCHEDULE & RESULT

RECORD: 6-1 (2-1 SEC)
HOME: 4-1 ROAD: 1-0 NEUTRAL: 1-0

DATE	UT RANK	OPPONENT	W/L	SCORE	ATT
Aug. 31	4-4	COLORADO STATE	W	52-0	99,171
Sept. 7	3-3	at No. 10/10 Michigan	W	31-12	111,170
Sept. 14	2-3	UTSA	W	56-7	101,892
Sept. 21	1-2	ULM	W	51-3	102,850
Sept. 28	1-2	Mississippi State	W	35-13	101,388
Oct. 12	1-1	vs. No. 18/16 Oklahoma	W	34-3	92,100
Oct. 19	1-1	No. 5/4 GEORGIA	L	15-30	105,215

SCORE BY QUARTER

	1st	2nd	3rd	4th	OT	TOTAL
TEXAS	56	90	69	59	0	274
OPPONENTS	10	35	3	20	0	68

ATTENDANCE

Total	7 games	713,786 (101,969 avg)
Home	5 games	510,516 (102,103 avg)
Road	1 game	111,170 (111,170 avg)
Neutral	1 game	92,100 (92,100 avg)

TEAM TOTALS

	TEXAS	OPPONENTS
Scoring	274	68
Points per game	39.1	9.7
Points Off Turnovers	45	7
First Downs	152	96
Rushing	59	38
Passing	80	51
Penalty	13	7
Rushing Yardage	1163	730
Yards gained rushing	1317	898
Yards lost rushing	154	168
Rushing attempts	248	238
Average per rush	4.7	3.1
Average per game	166.1	104.3
TDs Rushing	16	5
Passing Yardage	2070	931
Comp-Att-Int	164-241-6	121-206-10
Average per pass	8.6	4.5
Average per catch	12.6	7.7
Average per game	296.7	133.0
TDs Passing	20	1
Total offense	3233	1661
Total plays	489	444
Average per play	6.6	3.7
Average per game	461.9	237.3
Kick returns: #-Yards	8-175	8-132
Punt returns: #-Yards	16-129	8-58
Int returns: #-Yards	10-142	6-18
Kick return average	21.9	16.5
Punt return average	8.1	7.3
Int return average	14.2	3.0
Fumbles-Lost	9-6	6-4
Penalties-Yards	45-347	43-345
Average per game	49.6	49.3
Punts-Yards	20-845	39-1629
Average per punt	42.3	41.8

Net punt average	36.3	39.9
Kickoffs-Yards	48-3048	20-1256
Average per kick	63.5	62.8
Net kick average	40.2	40.3
Time of possession / game	29:35	30:25
3rd-down conversion	38/86	30/104
3rd-down pct	44%	29%
4th-down conversion	5/14	8/17
4th-down pct	36%	47%
Sacks by-Yards	20-116	13-87
Misc Yards	0	0
Touchdowns scored	37	6
Field goals - attempts	4-6	9-13
On-Side kicks	0-0	0-1
Red-zone scores	(31-36) 86%	(8-12) 67%
Red-zone touchdowns	(28-36) 78%	(4-12) 33%
PAT-attempts	(36-36) 100%	(5-5) 100%
2-point conversion-attempts	(1-1) 100%	(0-1) 0%
Attendance	510516	111170
Games / Avg per game	5/102103	1/111170
Neutral site games	-	1/92100

INTERCEPTIONS

NAME	NO	YDS	AVG	TD	LONG
Jahdae Barron	3	66	22.0	0	36
Andrew Mukuba	2	3	1.5	0	3
Ethan Burke	1	30	30.0	1	30
Jay'Vion Cole	1	11	11.0	0	11
Anthony Hill, Jr.	1	32	32.0	0	32
Derek Williams, Jr.	1	0	0.0	0	0
Wardell Mack	1	0	0.0	0	0
Total	10	142	14.2	1	36
Opponents	6	18	3.0	0	11

FUMBLE RETURNS

NAME	NO	YDS	AVG	TD	LONG
Jahdae Barron	1	2	2.0	0	2
Vernon Broughton	2	0	0.0	0	0
Derek Williams, Jr.	1	0	0.0	0	0
Total	4	2	0.5	0	2
Opponents	6	0	0.0	0	0

PUNT RETURNS

NAME	NO	YDS	AVG	TD	LONG
Silas Bolden	16	129	8.1	0	55
Total	16	129	8.1	0	55
Opponents	8	58	7.3	0	19

KICK RETURNS

NAME	NO	YDS	AVG	TD	LONG
Matthew Golden	8	175	21.9	0	31
Total	8	175	21.9	0	31
Opponents	8	132	16.5	0	24

PUNTING

NAME	NO	YDS	AVG	LONG	TB	FC	I20	50+	BLK
Michael Kern	11	471	42.8	52	0	5	4	2	0
Ian Ratliff	8	352	44.0	52	2	1	1	2	0
Team	1	22	22.0	0	0	0	0	0	1
Total	20	845	42.3	52	2	6	5	4	1
Opponents	39	1629	41.8	63	1	7	11	9	0

2024 STATISTICS | INDIVIDUAL

KICKOFFS

NAME	NO	YDS	AVG	TB	OB	RETN	NET	YDLN
Will Stone	48	3048	63.5	28	0			
Total	48	3048	63.5	28	0	8	40.2	24
Opponents	20	1256	62.8	11	0	8	40.3	24

ALL-PURPOSE

NAME	G	RUSH	REC	PUNT		KO		IR	TOTAL	YPG
				RET	RET	IR	IR			
Matthew Golden	7	0	323	0	175	0	0	0	498	71.1
Isaiah Bond	7	51	380	0	0	0	0	0	431	61.6
Jaydon Blue	6	269	153	0	0	0	0	0	422	70.3
Quintrevion Wisner	6	330	81	0	0	0	0	0	411	68.5
Ryan Wingo	7	87	308	0	0	0	0	0	395	56.4
Gunnar Helm	7	0	373	0	0	0	0	0	373	53.3
Jerrick Gibson	6	227	25	0	0	0	0	0	252	42.0
Silas Bolden	7	-8	77	129	0	0	0	0	198	28.3
DeAndre Moore, Jr.	7	0	152	0	0	0	0	0	152	21.7
Johnntay Cook II	6	0	137	0	0	0	0	0	137	22.8
Colin Page	3	92	0	0	0	0	0	0	92	30.7
Arch Manning	5	81	0	0	0	0	0	0	81	16.2
Jahdae Barron	7	0	0	0	0	0	66	66	66	9.4
Ryan Niblett	6	23	24	0	0	0	0	0	47	7.8
Anthony Hill, Jr.	7	0	0	0	0	0	32	32	32	4.6
Juan Davis	7	0	30	0	0	0	0	0	30	4.3
Ethan Burke	7	0	0	0	0	0	30	30	30	4.3
Velton Gardner	2	26	0	0	0	0	0	0	26	13.0
Reid Watkins	1	15	0	0	0	0	0	0	15	15.0
Jay'Vion Cole	3	0	0	0	0	0	11	11	11	3.7
Amari Niblack	5	0	7	0	0	0	0	0	7	1.4
Andrew Mukuba	7	0	0	0	0	0	3	3	3	0.4
Trey Owens	2	3	0	0	0	0	0	0	3	1.5
Quinn Ewers	5	-30	0	0	0	0	0	0	-30	-6.0
Team	7	-3	0	0	0	0	0	0	-3	-0.4
Total	7	1163	2070	129	175	142	3679	525.6		
Opponents	7	730	931	58	132	18	1869	267.0		

TOTAL OFFENSE

NAME	G	PLAYS	RUSH	PASS	YDS	YPG
Quinn Ewers	5	167	-30	1101	1071	214.2
Arch Manning	5	101	81	920	1001	200.2
Quintrevion Wisner	6	60	330	0	330	55.0
Jaydon Blue	6	61	269	0	269	44.8
Jerrick Gibson	6	48	227	0	227	37.8
Colin Page	3	16	92	0	92	30.7
Ryan Wingo	7	3	87	0	87	12.4
Isaiah Bond	7	2	51	0	51	7.3
Matthew Golden	7	2	0	30	30	4.3
Velton Gardner	2	8	26	0	26	13.0
Ryan Niblett	6	8	23	0	23	3.8
Trey Owens	2	5	3	19	22	11.0
Reid Watkins	1	4	15	0	15	15.0
Silas Bolden	7	1	-8	0	-8	-1.1
Team	7	0	-3	0	-3	-0.4
Total	7	489	1163	2070	3222	461.9
Opponents	7	444	730	931	1661	237.3

PASSING

NAME	G	EFF	C-A-I	PCT	YDS	TD	LONG	YPG
Quinn Ewers	5	148.2	103-151-4	68.2	1101	11	49	220.2
Arch Manning	5	191.6	58-84-2	69.0	920	9	75	184.0
Trey Owens	2	89.9	2-4-0	50.0	19	0	16	9.5
Matthew Golden	7	176.0	1-2-0	50.0	30	0	30	4.3
Total	7	162.6	164-241-6	68.0	2070	20	75	295.7
Opponents	7	88.6	121-206-10	58.7	931	1	46	133.0

RUSHING

NAME	G	ATT	GAIN	LOST	NET	AVG	TD	LONG	AVG/G
Quintrevion Wisner	6	60	341	11	330	5.5	2	43	55.0
Jaydon Blue	6	61	286	17	269	4.4	4	21	44.8
Jerrick Gibson	6	48	232	5	227	4.7	3	22	37.8
Colin Page	3	16	92	0	92	5.8	0	23	30.7
Ryan Wingo	7	3	87	0	87	29.0	0	55	12.4
Arch Manning	5	17	124	43	81	4.8	3	67	16.2
Isaiah Bond	7	2	51	0	51	25.5	1	26	7.3
Velton Gardner	2	8	30	4	26	3.3	0	10	13.0
Ryan Niblett	6	8	29	6	23	2.9	1	7	3.8
Reid Watkins	1	4	15	0	15	3.8	0	6	15.0
Trey Owens	2	1	3	0	3	3.0	0	3	1.5
Silas Bolden	7	1	0	8	-8	-8.0	1	0	-1.1
Quinn Ewers	5	16	27	57	-30	-1.9	1	8	-6.0
Team	7	3	0	3	-3	-1.0	0	0	-0.4
Total	7	248	1317	154	1163	4.7	16	67	166.1
Opponents	7	238	898	168	730	3.1	5	53	104.3

RECEIVING

NAME	G	NO	YDS	AVG	TD	LONG	AVG/G
Gunnar Helm	7	27	373	13.8	2	49	53.3
Isaiah Bond	7	23	380	16.5	4	56	54.3
Matthew Golden	7	22	323	14.7	3	46	46.1
Jaydon Blue	6	21	153	7.3	3	23	25.5
Ryan Wingo	7	16	308	19.3	2	75	44.0
Quintrevion Wisner	6	14	81	5.8	0	18	13.5
DeAndre Moore, Jr.	7	11	152	13.8	3	50	21.7
Silas Bolden	7	10	77	7.7	1	16	11.0
Johnntay Cook II	6	8	137	17.1	2	40	22.8
Juan Davis	7	5	30	6.0	0	11	4.3
Ryan Niblett	6	3	24	8.0	0	15	4.0
Jerrick Gibson	6	3	25	8.3	0	9	4.2
Amari Niblack	5	1	7	7.0	0	7	1.4
Total	7	164	2070	12.6	20	75	295.7
Opponents	7	121	931	7.7	1	46	133.0

2024 STATISTICS | QUARTERBACK DRIVE CHART

QUARTERBACK DRIVE CHART

	STARTED	TDs	FGs	MFG	PUNT	DRIVES DOWNS	TO	SAFETY	CLOCK	DRIVES ENDED BY SCORED	POINTS DRIVE	PTS/QB EFFIC.
COLORADO STATE												
Quinn Ewers	8	5	1	0	1	0	1	0	0	6	4.7	75.0%
Arch Manning	2	2	0	0	0	1	0	0	1	2	7.0	100.0%
at Michigan												
Quinn Ewers	10	4	1	1	3	0	0	0	1	3	2.7	30.0%
UTSA												
Quinn Ewers	4	3	0	0	0	0	1	0	0	3	7.0	75.0%
Arch Manning	8	4	0	0	3	0	1	0	0	4	7.0	50.0%
Trey Owens	2	0	0	0	1	1	0	0	0	0	0.0	0.0%
ULM												
Arch Manning	10	6	0	0	2	0	2	0	0	6	3.6	60.0%
Trey Owens	2	1	0	0	0	0	0	0	0	1	3.0	50.0%
Cole Lourd	0	0	0	0	0	1	0	0	0	0	0.0	0.0%
Joe Tatum	1	0	0	0	0	0	0	0	1	0	0.0	0.0%
MISSISSIPPI STATE												
Arch Manning	11	5	0	0	2	1	2	0	1	5	2.7	45.4%
vs. Oklahoma												
Quinn Ewers	12	4	2	1	3	1	1	0	0	6	2.5	50.0%
GEORGIA												
Quinn Ewers	12	2	0	0	4	3	3	0	0	2	1.0	0.1%
Arch Manning	2	0	0	0	1	0	1	0	0	0	0.0	0.0%
PLAYER TOTALS												
Quinn Ewers	46	19	4	2	11	4	6	0	1	23	2.7	50.0%
Arch Manning	33	17	0	0	8	1	6	0	1	17	3.1	51.5%
Trey Owens	4	1	0	0	1	1	0	0	0	1	1.5	25.0%
Cole Lourd	0	0	0	0	0	1	0	0	0	0	0.0	0.0%
Joe Tatum	1	0	0	0	0	0	0	0	1	0	0.0	0.0%
TEXAS												
OPPONENTS	73	32	4	2	18	6	9	0	2	36	2.7	49.3%
	80	5	7	4	34	7	14	1	6	12	0.6	0.15%
CAREER TOTALS												
Quinn Ewers	274	98	42	10	71	18	27	1	7	140	2.6	51.1%
Arch Manning	35	18	0	0	8	3	6	0	2	18	3.1	51.4%
Trey Owens	4	1	0	0	1	1	0	0	0	1	1.5	25.0%
Cole Lourd	0	0	0	0	0	1	0	0	0	0	0.0	0.0%
Joe Tatum	1	0	0	0	0	0	0	0	1	0	0.0	0.0%

KEY: FG - denotes successful field goal | MFG - denotes missed field goal | QB EFFIC is the percentage of drives that generated points |
Team - Team running out clock at the end of half | *Both quarterbacks participated in the drive

2024 STATISTICS | SCORING PLAYS

2024 SCORING DRIVES/NON-OFFENSIVE SCORES (42)

TIME	PLAYS-YARDS	RESULT	SCORING PLAY	OPPONENT
0:00	-	SAF	Liona Lefau 0 yd safety	ULM
0:00	-	TD	Ethan Burke 30 yd interception	UTSA
0:11	1-75	TD	Ryan Wingo 75 yd pass from Arch Manning	UTSA
0:11	1-43	TD	Quintrevion Wisner 43 yd run	Oklahoma
0:32	2-75	TD	Arch Manning 67 yd run	UTSA
0:46	5-33	TD	Matthew Golden 11 yd pass from Quinn Ewers	Colorado State
0:48	2-9	TD	Jaydon Blue 17 yd pass from Quinn Ewers	Georgia
0:49	6-42	TD	Matthew Golden 5 yd pass from Quinn Ewers	Michigan
0:58	4-13	TD	Jaydon Blue 13 yd pass from Arch Manning	ULM
1:06	3-32	TD	Quinn Ewers 1 yd run	Oklahoma
1:20	4-72	TD	DeAndre Moore, Jr., 19 yd pass from Arch Manning	UTSA
1:27	8-75	TD	DeAndre Moore, Jr. 50 yd pass from Arch Manning	Mississippi State
1:37	5-43	TD	Isaiah Bond 7 yd pass from Quinn Ewers	Colorado State
1:41	4-49	TD	Silas Bolden 5 yd pass from Arch Manning	Colorado State
1:43	4-64	TD	Quintrevion Wisner 3 yd rush	Colorado State
1:45	4-4	FG	Bert Auburn 45 yd field goal	Colorado State
1:46	5-72	TD	Jaydon Blue 1 yd run	Mississippi State
1:47	5-75	TD	Isaiah Bond 51 yd pass from Arch Manning	UTSA
1:58	4-84	TD	Silas Bolden 0 yd run	Oklahoma
2:01	5-66	TD	Johntay Cook II 12 yd pass from Arch Manning	UTSA
2:06	6-73	TD	Ryan Wingo 17 yd pass from Arch Manning	ULM
2:20	6-66	TD	Jerrick Gibson 2 yd run	ULM
2:49	6-75	TD	Jaydon Blue 7 yd pass from Quinn Ewers	Michigan
2:49	7-77	TD	Jaydon Blue 1 yd run	ULM
2:50	7-70	TD	Matthew Golden 1 yd pass from Quinn Ewers	Colorado State
3:06	6-56	TD	Gunnar Helm 21 yd pass from Quinn Ewers	Michigan
3:08	8-85	TD	DeAndre Moore, Jr. 27 yd pass from Arch Manning	Mississippi State
3:09	8-72	TD	Isaiah Bond 26 yd run	Mississippi State
3:21	9-63	TD	Jaydon Blue 1 yd run	ULM
3:35	8-80	TD	Jerrick Gibson 5 yd run	Colorado State
3:36	7-13	FG	Bert Auburn 29 yd field goal	Oklahoma
3:50	10-75	TD	Gunner Helm 7 yd pass from Quinn Ewers	Oklahoma
3:52	8-84	TD	Isaiah Bond 7 yd pass from Quinn Ewers	UTSA
3:52	8-55	TD	Isaiah Bond 2 yd pass from Quinn Ewers	Georgia
4:10	10-29	FG	Bert Auburn 26 yd field goal	Michigan
4:35	10-57	TD	Ryan Niblett 1 yd run	ULM
4:41	11-55	TD	Arch Manning 1 yd run	Colorado State
4:53	12-76	TD	Jerrick Gibson 7 yd run	Michigan
5:11	12-87	TD	Jaydon Blue 2 yd run	ULM
5:22	10-75	TD	Arch Manning 1 yd run	Mississippi State
5:35	11-45	FG	Bert Auburn 41 yd field goal	Oklahoma
6:07	12-69	TD	Johntay Cook II 19 yd pass from Quinn Ewers	UTSA

2024 STATISTICS | BIG PLAYS

20-YARD PLAYS (49)

YDS	TYPE	NAME	OPPONENT
75*	Pass	Ryan Wingo from Arch Manning	UTSA
67*	Run	Arch Manning	UTSA
56	Pass	Isaiah Bond from Arch Manning	ULM
55	Run	Ryan Wingo	Michigan
51*	Pass	Isaiah Bond from Arch Manning	UTSA
50*	Pass	DeAndre Moore, Jr., from Arch Manning	Mississippi State
49	Pass	Gunnar Helm from Quinn Ewers	UTSA
46	Pass	Matthew Golden form Arch Manning	ULM
44	Pass	Ryan Wingo from Quinn Ewers	Oklahoma
43*	Run	Quintrevion Wisner	Oklahoma
40	Pass	Johntay Cook II from Arch Manning	Colorado State
38	Pass	Matthew Golden from Quinn Ewers	Colorado State
38	Run	Quintrevion Wisner	Mississippi State
37	Pass	Gunnar Helm from Quinn Ewers	Colorado State
36	Run	Quintrevion Wisner	Oklahoma
36	Pass	Ryan Wingo from Arch Manning	UTSA
34	Pass	Matthew Golden from Quinn Ewers	Georgia
33	Pass	Isaiah Bond from Quinn Ewers	Michigan
31	Pass	Johntay Cook II from Arch Manning	Mississippi State
30	Pass	Gunnar Helm from Matthew Golden	Oklahoma
30	Pass	Ryan Wingo from Arch Manning	Colorado State
27	Pass	Isaiah Bond from Arch Manning	Mississippi State
27*	Pass	DeAndre Moore, Jr., from Arch Manning	Mississippi State
26	Pass	Gunner Helm from Quinn Ewers	Oklahoma
26	Pass	DeAndre Moore, Jr., from Quinn Ewers	Oklahoma
26	Run	Arch Manning	Mississippi State
26*	Run	Isaiah Bond	Mississippi State
25	Run	Ryan Wingo	Oklahoma
25	Pass	Ryan Wingo from Arch Manning	ULM
25	Rush	Isaiah Bond	Colorado State
24	Pass	Matthew Golden from Quinn Ewers	Georgia
23	Pass	Gunner Helm from Quinn Ewers	Georgia
23	Pass	Matthew Golden from Quinn Ewers	Oklahoma
23	Pass	Isaiah Bond from Quinn Ewers	Colorado State
23	Pass	Jaydon Blue from Quinn Ewers	Michigan
23	Run	Colin Page	UTSA
22	Run	Jerrick Gibson	Colorado State
22	Pass	Gunnar Helm from Quinn Ewers	Michigan
22	Pass	Gunnar Helm from Quinn Ewers	Michigan
22	Pass	Matthew Golden from Arch Manning	Mississippi State
21	Pass	Gunnar Helm from Quinn Ewers	Oklahoma
21*	Pass	Gunnar Helm from Quinn Ewers	Michigan
21	Run	Jaydon Blue	Mississippi State
21	Run	Arch Manning	Georgia
20	Pass	Matthew Golden from Quinn Ewers	Michigan
20	Pass	Matthew Golden from Arch Manning	UTSA
20	Run	Jaydon Blue	ULM
20	Run	Colin Page	ULM
20	Pass	DeAndre Moore, Jr., from Arch Manning	Mississippi State

20-YARD PLAYS (BY PLAYER)

NAME	TD	RUSH	REC	TOTAL
Helm, Gunnar	1	0	9	9
Bond, Isaiah	2	2	5	7
Wingo, Ryan	1	2	5	7
Golden, Matthew	0	0	8	8
Moore, Jr., DeAndre	2	0	4	4
Blue, Jaydon	0	2	1	3
Wisner, Quintrevion	1	3	0	3
Page, Colin	0	2	0	2
Cook II, Johntay	0	0	2	2
Manning, Arch	1	3	0	3
Gibson, Jerrick	0	1	0	1
TOTAL	8	15	34	49

20-YARD PLAYS SUMMARY

OPPONENT	NO. (TDs)
Colorado State	7 (0)
Pass	5 (0)
Rush	2 (0)
at Michigan	7 (1)
Pass	6 (1)
Rush	1 (0)
UTSA	7 (3)
Pass	5 (2)
Rush	2 (1)
ULM	5 (0)
Pass	3 (0)
Rush	2 (0)
Mississippi State	10 (3)
Pass	6 (2)
Rush	4 (1)
vs. Oklahoma	9 (1)
Pass	6 (0)
Rush	3 (1)
Georgia	4 (0)
Pass	3 (0)
Rush	1 (0)

2024 STATISTICS | SUPERLATIVES

INDIVIDUAL SINGLE-GAME SUPERLATIVES

CATEGORY	NO.	INDIVIDUAL
Rushes	25	Jaydon Blue vs. ULM (9/21/2024)
Yards Rushing	124	Jaydon Blue vs. ULM (9/21/2024)
TD Rushes	3	Jaydon Blue vs. ULM (9/21/2024)
Long Rush	67	Arch Manning vs. UTSA (9/14/2024)
Pass Attempts	43	Quinn Ewers vs. Georgia (10/19/2024)
Pass Completions	26	Arch Manning vs. Mississippi State (9/28/2024)
Yards Passing	325	Arch Manning vs. Mississippi State (9/28/2024)
TD Passes	4	Arch Manning vs. UTSA (9/14/2024)
Long Pass	75	Arch Manning vs. UTSA (9/14/2024)
Receptions	7	Jaydon Blue vs. Georgia (10/19/2024)
	7	Gunner Helm at Michigan (9/7/2024)
Yards Receiving	127	Ryan Wingo vs. UTSA (9/14/2024)
TD Receptions	2	DeAndre Moore, Jr. vs. Mississippi State (9/28/24)
	2	Isaiah Bond vs. UTSA (9/14/2024)
	2	Johntay Cook II vs. UTSA (9/14/2024)
	2	Matthew Golden vs. Colorado State (8/31/2024)
Long Reception	75	Ryan Wingo vs. UTSA (9/14/2024)
Field Goals	2	Bert Auburn vs. Oklahoma (10/12/2024)
Long Field Goals	45	Bert Auburn vs. Colorado State (8/31/2024)
Punts	5	Ian Ratliff vs. Georgia (10/19/2024)
Punting Avg.	45.8	Michael Kern vs. UTSA (9/14/2024)
Long Punt	52	Ian Ratliff vs. Georgia (10/19/2024)
	52	Michael Kern vs. UTSA (9/14/2024)
Punts Inside 20	2	Michael Kern vs. ULM (9/21/2024)
Long Punt Return	55	Silas Bolden vs. Oklahoma (10/12/2024)
Long Kickoff Return	31	Matthew Golden vs. ULM (9/21/2024)
Tackles	11	Anthony Hill, Jr. vs. Oklahoma (10/12/2024)
	11	Anthony Hill, Jr. vs. UTSA (9/14/2024)
Sacks	2	Anthony Hill, Jr. vs. Oklahoma (10/12/2024)
	2	Colin Simmons vs. Mississippi State (9/28/24)
Tackles For Loss	3.5	Anthony Hill, Jr. vs. Oklahoma (10/12/2024)
Interceptions	2	Jahdae Barron vs. Georgia (10/19/2024)

TEAM SINGLE-GAME SUPERLATIVES

CATEGORY	NO.	TEAM
Rushes	52	ULM (9/21/2024)
Yards Rushing	239	ULM (9/21/2024)
Yards Per Rush	6.4	Mississippi State (9/28/2024)
TD Rushes	5	ULM (9/21/2024)
Pass Attempts	49	Georgia (10/19/2024)
Pass Completions	28	Georgia (10/19/2024)
Yards Passing	427	UTSA (9/14/2024)
Yards Per Pass	13.3	UTSA (9/14/2024)
TD Passes	6	UTSA (9/14/2024)
Total Plays	81	ULM (9/21/2024)
Total Offense	614	UTSA (9/14/2024)
Yards Per Play	9.2	UTSA (9/14/2024)
Points	56	UTSA (9/14/2024)
Sacks By	6	vs. Oklahoma (10/12/2024)
	6	Mississippi State (9/28/2024)
First Downs	26	ULM (9/21/2024)
	26	Colorado State (8/31/2024)
Penalties	8	Georgia (10/19/2024)
	8	Mississippi State (9/28/2024)
Penalty Yards	65	Mississippi State (9/28/2024)
Turnovers	4	Georgia (10/19/2024)
Punts	5	Georgia (10/19/2024)
Punting Avg.	45.8	UTSA (9/14/2024)
Long Punt	52	Georgia (10/19/2024)
	52	UTSA (9/14/2024)
Punts Inside 20	2	ULM (9/21/2024)
Long Punt Return	55	vs. Oklahoma (10/12/2024)

OPPONENT SINGLE-GAME SUPERLATIVES

CATEGORY	NO.	INDIVIDUAL
Rushes	25	Justin Marshall vs. Colorado State (8/31/2024)
Yards Rushing	106	Justin Marshall vs. Colorado State (8/31/2024)
TD Rushes	3	Trevor Etienne vs. Georgia (10/19/2024)
Long Rush	53	Robert Henry vs. UTSA (9/14/2024)
Pass Attempts	41	Carson Beck vs. Georgia (10/19/2024)
Pass Completions	23	Carson Beck vs. Georgia (10/19/2024)
Yards Passing	204	Davis Warren at Michigan (9/7/2024)
TD Passes	1	Davis Warren at Michigan (9/7/2024)
Long Pass	46	Michael Van Buren, Jr., vs. Mississippi State (9/28/24)
Receptions	8	Colston Loveland at Michigan (9/7/2024)
Yards Receiving	70	Colston Loveland at Michigan (9/7/2024)
TD Receptions	1	Semaj Morgan at Michigan (9/7/2024)
Long Reception	46	Mario Craver vs. Mississippi State (9/28/24)
Field Goals	3	Peyton Woodring vs. Georgia (10/19/2024)
Long Field Goals	52	Dominic Zvada at Michigan (9/7/2024)
Punts	8	Makenzie Ryan vs. ULM (9/21/2024)
	8	Caille Hogan vs. UTSA (9/14/2024)
Punting Avg.	54.0	Brett Thorson vs. Georgia (10/19/2024)
Long Punt	63	Luke Elzinga vs. Oklahoma (10/12/2024)
Punts Inside 20	3	Luke Elzinga vs. Oklahoma (10/12/2024)
	3	Caille Hogan vs. UTSA (9/14/2024)
Long Punt Return	19	Anthony Evans III vs. Georgia (10/19/2024)
Long Kickoff Return	24	Sam Franklin vs. Oklahoma (10/12/2024)
Tackles	10	Stone Blanton vs. Mississippi State (9/28/24)
	10	Wydet Williams, Jr. vs. ULM (9/21/2024)
	10	Henry Blackburn vs. Colorado State (8/31/2024)
Sacks	3	Jalon Walker vs. Georgia (10/19/2024)
Tackles For Loss	3	Jalon Walker vs. Georgia (10/19/2024)
Interceptions	1	Daylen Everette vs. Georgia (10/19/2024)
	1	Billy Bowman, Jr., vs. Oklahoma (10/12/2024)
	1	Carl Fauntroy vs. ULM (9/21/2024)
	1	Wydet Williams, Jr. vs. ULM (9/21/2024)
	1	Owen Pewee vs. UTSA (9/14/2024)
	1	Chase Wilson vs. Colorado State (8/31/2024)

OPPONENT TEAM SINGLE-GAME SUPERLATIVES

CATEGORY	NO.	TEAM
Rushes	50	Mississippi State (9/28/2024)
Yards Rushing	150	Mississippi State (9/28/2024)
Yards Per Rush	3.7	Colorado State (8/31/2024)
TD Rushes	3	Georgia (10/19/2024)
Pass Attempts	41	Georgia (10/19/2024)
Pass Completions	23	Georgia (10/19/2024)
Yards Passing	204	at Michigan (9/7/2024)
Yards Per Pass	6.3	Mississippi State (9/28/2024)
TD Passes	1	at Michigan (9/7/2024)
Total Plays	73	Mississippi State (9/28/2024)
Total Offense	294	Mississippi State (9/28/2024)
Yards Per Play	5.1	at Michigan (9/7/2024)
Points	30	Georgia (10/19/2024)
Sacks By	7	Georgia (10/19/2024)
First Downs	19	Mississippi State (9/28/2024)
Penalties	10	ULM (9/21/2024)
Penalty Yards	78	Georgia (10/19/2024)
Turnovers	3	Georgia (10/19/2024)
	3	at Michigan (9/7/2024)
Punts	8	ULM (9/21/2024)
	8	UTSA (9/14/2024)
Punting Avg.	54.0	Georgia (10/19/2024)
Long Punt	63	vs. Oklahoma (10/12/2024)
Punts Inside 20	3	vs. Oklahoma (10/12/2024)
	3	UTSA (9/14/2024)
Long Punt Return	19	Georgia (10/19/2024)

2024 STATISTICS | MISCELLANEOUS

SCORING

SCORING	TD	FGS	KICK	PAT RUSH	PAT RCV	PAT PASS	PAT DXP	SAF	POINTS
Bert Auburn	-	4-6	36-36	-	-	-	-	-	48
Jaydon Blue	7	-	-	-	-	-	-	-	42
Isaiah Bond	5	-	-	-	1	-	-	-	32
Matthew Golden	3	-	-	-	-	-	-	-	18
DeAndre Moore, Jr.	3	-	-	-	-	-	-	-	18
Arch Manning	3	-	-	-	-	-	-	-	18
Jerrick Gibson	3	-	-	-	-	-	-	-	18
Silas Bolden	2	-	-	-	-	-	-	-	12
Gunnar Helm	2	-	-	-	-	-	-	-	12
Johnntay Cook II	2	-	-	-	-	-	-	-	12
Quintrevion Wisner	2	-	-	-	-	-	-	-	12
Ryan Wingo	2	-	-	-	-	-	-	-	12
Quinn Ewers	1	-	-	-	-	1	-	-	6
Ethan Burke	1	-	-	-	-	-	-	-	6
Ryan Niblett	1	-	-	-	-	-	-	-	6
Liona Lefau	-	-	-	-	-	-	-	1	2
Total	37	4-6	36-36	0	1	1	0	1	274
Opponents	6	9-13	5-5	0	0	0	0	0	68

FIELD GOAL ACCURACY

NAME	TOTAL	PCT	0-19	20-29	30-39	40-49	50+	LONG	BLK
Bert Auburn	4-6	66.7	0-0	2-2	0-0	2-4	0-0	45	0
Opponents	9-13	69.2	0-0	0-0	4-5	4-6	1-2	52	1

FG SEQUENCE	TEXAS	OPPONENTS
Mississippi State	(0)	(45), (32)
at Michigan	43, (26)	(37), (52)
Colorado State	(45)	-
vs. Oklahoma	44, (41), (29)	44, (42)
UTSA	-	39, 54
ULM	-	(35), 45
Georgia	-	(33), (48), (44)

Numbers in (parentheses) indicate field goal was made.

TEXAS IN THE RED ZONE

Possessions	36
Total scores	31
Percentage	86.1%
Points Scored	206
Touchdowns (rush/pass)	28 (12/16)
Field goals	3
Missed field goals	1
On downs	2
Turnovers (fumble/interception)	2 (2/0)
Clock	0

OPPONENTS IN THE RED ZONE

Possessions	12
Total scores	8
Percentage	66.7%
Points Scored	40
Touchdowns (rush/pass)	4 (4/0)
Field goals	4
Missed field goals	1
On downs	0
Turnovers (fumble/interception)	2 (0/2)
Clock	1

TEXAS NON-OFFENSIVE TOUCHDOWNS

YDS	PLAY	PLAYER	OPPONENT
0	SAF	Liona Lefau	ULM
30	INT	Ethan Burke	UTSA

POINTS OFF TURNOVERS

OPPONENT	UT TOs	OPP POINTS	OPP TOs	UT POINTS
Colorado State	1	0	2	7
at Michigan	0	0	3	10
UTSA	2	0	1	7
ULM	2	0	2	7
Mississippi State	2	0	1	0
vs. Oklahoma	1	0	2	7
Michigan	4	7	3	7
TOTAL	12	7	14	45

2024 STATISTICS | GAME CAPSULES

GAME-BY-GAME CAPSULES

GAME	1ST DOWNS		RUSHING		PASSING		TOTAL PLAYS-YDS	3RD DOWN CONV.	TIME OF POSSESSION	
	R-PS-PN		ATT-YDS	TD	C-ATT-INT	YDS				TD
Colorado State	4-6-1		32-118	0	13-24-2	74	0	56-192	5-14	29:17
Texas	10-16-0		41-190	3	25-33-1	355	4	74-545	6-12	30:43
Texas	9-10-0		32-143	1	24-36-0	246	3	68-389	10-16	31:20
Michigan	4-9-0		23-80	0	22-33-2	204	1	56-284	3-12	28:40
UTSA	4-9-1		39-128	1	21-30-1	132	0	69-260	2-17	31:03
Texas	9-14-1		35-187	1	25-32-1	427	6	67-614	3-10	28:59
ULM	3-3-1		25-57	0	11-25-2	54	0	50-111	2-12	26:27
Texas	13-10-3		52-239	5	15-29-2	258	2	81-497	7-13	33:33
Mississippi State	12-7-0		50-150	1	12-23-0	144	0	73-294	8-17	34:57
Texas	7-12-2		31-198	3	26-31-0	325	2	62-523	5-9	25:03
Texas	7-9-1		30-177	3	21-31-1	229	1	61-406	5-13	27:53
Oklahoma	7-8-3		39-89	0	19-30-0	148	0	69-237	4-15	32:07
Georgia	4-9-1		30-108	3	23-41-3	175	0	71-283	6-17	30:26
Texas	4-9-6		27-27	0	28-49-1	230	2	76-259	2-15	29:34

2024 CENTURY CLUB

RUSHING [2]

YARDS	ATTEMPTS	NAME, OPPONENT
124	25	Jaydon Blue, ULM
118	13	Quintrevion Wisner, Oklahoma

RECEIVING [3]

YARDS	RECEPTIONS	NAME, OPPONENT
127	3	Ryan Wingo, UTSA
104	4	DeAndre Moore, Jr., Mississippi State
103	5	Isaiah Bond, UTSA

2024 STATISTICS | DEFENSE

DEFENSE

DEFENSIVE LEADERS	GP	SOLO	AST	TOTAL	TFL/YDS	SACKS/YDS	INT-YDS	BRUP	QBH	FR-YDS	FF	KICK	SAF
0.....Anthony Hill, Jr.....	7	23	27	50	10-29	5.5-21	1-32	-	2	-	1	-	-
33.....David Gbenda.....	7	25	14	39	5-9	1-2	-	-	1	-	-	-	-
16.....Michael Taaffe.....	7	17	16	33	2.5-20	1-13	-	3	1	-	-	-	-
3.....Jaylon Guilbeau.....	7	18	15	33	1-1	-	-	2	-	-	-	-	-
7.....Jahdae Barron.....	7	15	11	26	-	-	3-66	5	-	1-2	-	-	-
4.....Andrew Mukuba.....	7	18	7	25	1-4	-	2-3	3	1	-	-	-	-
11.....Colin Simmons.....	7	15	8	23	7.5-29	4-23	-	-	4	-	1	-	-
18.....Liona Lefau.....	7	14	8	22	5-18	2-12	-	-	-	-	-	-	1
95.....Alfred Collins.....	7	9	11	20	1.5-3	-	-	2	1	-	-	1	-
37.....Morice Blackwell, Jr.....	7	8	9	17	-	-	-	-	-	-	-	-	-
45.....Vernon Broughton.....	7	11	5	16	1-8	1-8	-	1	2	2-0	1	-	-
88.....Barryn Sorrell.....	7	6	9	15	5.5-30	2.5-16	-	-	7	-	-	-	-
99.....Jermayne Lole.....	7	7	7	14	1.5-3	-	-	-	1	-	-	-	-
5.....Malik Muhamad.....	7	11	2	13	1-1	-	-	4	-	-	-	-	-
8.....Trey Moore.....	7	5	6	11	0.5-1	-	-	-	2	-	-	-	-
2.....Derek Williams, Jr.....	4	8	3	11	-	-	1-0	-	-	1-0	1	-	-
25.....Jelani McDonald.....	5	4	6	10	-	-	-	-	-	-	-	-	-
91.....Ethan Burke.....	7	4	5	9	3.5-9	1-4	1-30	2	1	-	-	-	-
26.....Ty'Anthony Smith.....	7	3	4	7	1-1	-	-	-	-	-	-	-	-
9.....Gavin Holmes.....	7	4	2	6	0.5-1	-	-	1	-	-	-	-	-
92.....Colton Vasek.....	7	4	2	6	2.5-18	2-17	-	-	1	-	-	-	-
23.....Jordon Johnson-Rubell.....	5	5	1	6	-	-	-	-	-	-	-	-	-
15.....Bill Norton.....	7	2	3	5	-	-	-	-	1	-	-	-	-
51.....Marshall Landwehr.....	7	4	1	5	-	-	-	-	-	-	-	-	-
1.....Justice Finkley.....	5	1	3	4	-	-	-	-	1	-	-	-	-
24.....Warren Roberson.....	7	3	1	4	1-7	-	-	-	-	-	-	-	-
98.....Tiaoalii Savea.....	3	2	1	3	1-1	-	-	-	-	-	-	-	-
94.....Jaray Bledsoe.....	3	1	1	2	-	-	-	-	-	-	-	-	-
40.....Derion Gullette.....	4	2	-	2	-	-	-	-	-	-	-	-	-
6.....Kobe Black.....	7	1	1	2	-	-	-	-	-	-	-	-	-
97.....Alex January.....	5	1	1	2	-	-	-	-	-	-	-	-	-
11.....Silas Bolden.....	7	1	-	1	-	-	-	-	-	-	-	-	-
85.....Gunnar Helm.....	7	1	-	1	-	-	-	-	-	-	-	-	-
52.....DJ Campbell.....	7	1	-	1	-	-	-	-	-	-	-	-	-
38.....Graham Gillespie.....	3	1	-	1	-	-	-	-	-	-	-	-	-
15.....Will Stone.....	7	1	-	1	-	-	-	-	-	-	-	-	-
13.....Jay'Vion Cole.....	3	1	-	1	-	-	1-11	-	-	-	-	-	-
8.....Amari Niblack.....	5	-	1	1	0.5-1	-	-	-	-	-	-	-	-
26.....Quintrevion Wisner.....	6	1	-	1	-	-	-	-	-	-	-	-	-
46.....Tausili Akana.....	4	-	1	1	-	-	-	-	-	-	-	-	-
90.....Sydir Mitchell.....	2	-	1	1	-	-	-	-	-	-	-	-	-
27.....Wardell Mack.....	3	-	1	1	-	-	1-0	-	-	-	-	-	-
.....Totals.....	7	258	194	452	53-194	20-116	10-142	23	26	4-2	4	1	1
.....Opponents.....	7	299	170	469	41-155	13-87	6-18	18	20	6-0	7	1	0

GP - games played • GS - games started • SOLO - unassisted tackles • AST - assisted tackles • TOTAL - total tackles • TFL - tackles for loss • INT - interceptions

SPECIAL TEAMS TACKLES

NAME	TT (KO/PUNT)	NAME	TT (KO/PUNT)	NAME	TT (KO/PUNT)
Morice Blackwell, Jr.....	3 (KO, PUNT, PUNT)
Liona Lefau.....	2 (KO, PUNT)
Will Stone.....	2 (KO, KO)
Warren Roberson.....	2 (KO, PUNT)
Anthony Hill, Jr.....	2 (PUNT, PUNT)
Jelani McDonald.....	2 (KO, PUNT)
Michael Taaffe.....	1 (PUNT)
Gavin Holmes.....	1 (KO)
Michael Taaffe.....	1 (PUNT)
Andrew Mukuba.....	1 (PUNT)
.....
.....

2024 STATISTICS | DEFENSE

GAME-BY-GAME TACKLES (INDIVIDUAL)

TOTAL TACKLES	UA-A	TOT	CSU	MICH	UTSA	ULM	MS	OK	UG
Anthony Hill, Jr.	23-27	50	3-2	2-4	5-6	1-2	1-5	7-4	4-4
David Gbenda	25-14	39	2-2	3-4	4-1	3-1	6-2	4-0	3-4
Jaylon Guilbeau	18-15	33	2-6	2-3	2-1	0-1	5-3	4-0	3-1
Michael Taaffe	17-16	33	2-1	1-3	0-5	2-3	3-1	2-1	7-2
Jahdae Barron	15-11	26	0-1	2-2	3-2	1-1	5-1	2-2	2-2
Andrew Mukuba	18-7	25	1-1	3-1	4-1	2-1	3-2	1-0	4-1
Colin Simmons	15-8	23	2-0	1-0	4-2	0-2	6-1	2-3	-
Liona Lefau	14-8	22	2-0	1-2	1-0	4-3	1-0	2-2	3-1
Alfred Collins	9-11	20	1-0	1-0	1-1	0-3	3-1	1-2	2-4
Morice Blackwell, Jr.	8-9	17	1-1	1-3	2-1	0-1	1-1	2-2	1-0
Vernon Broughton	11-5	16	1-1	2-1	1-0	1-0	4-1	2-1	0-1
Barryn Sorrell	6-9	15	0-1	0-1	1-2	1-1	1-2	1-1	2-1
Jermayne Lole	7-7	14	0-1	1-1	-	0-2	2-0	0-1	4-2
Malik Muhammad	11-2	13	2-0	2-1	-	-	3-0	3-1	1-0
Derek Williams, Jr.	8-3	11	1-1	3-2	-	DNP	DNP	4-0	DNP
Trey Moore	5-6	11	1-0	1-2	1-1	1-0	0-2	1-1	-
Jelani McDonald	4-6	10	0-2	1-1	DNP	DNP	1-1	2-1	0-1
Ethan Burke	4-5	9	-	-	1-2	2-1	-	1-1	0-1
Ty'Anthony Smith	3-4	7	-	-	2-2	0-1	-	1-1	-
Jordon Johnson-Rubell	5-1	6	3-0	DNP	1-0	0-1	-	1-0	DNP
Gavin Holmes	4-2	6	1-1	-	-	-	1-1	2-0	-
Colton Vasek	4-2	6	0-2	-	2-0	-	1-0	1-0	-
Marshall Landwehr	4-1	5	2-1	-	1-0	-	-	1-0	-
Bill Norton	2-3	5	-	-	-	-	2-0	0-2	0-1
Warren Roberson	3-1	4	0-1	-	2-0	-	-	1-0	-
Justice Finkley	1-3	4	0-1	0-1	0-1	1-0	DNP	-	DNP
Tiaoalii Savea	2-1	3	-	DNP	2-0	0-1	DNP	DNP	DNP
Derion Gullette	2-0	2	1-0	DNP	1-0	-	DNP	-	DNP
Kobe Black	1-1	2	0-1	-	-	1-0	-	-	-
Jaray Bledsoe	1-1	2	-	DNP	1-1	-	DNP	DNP	DNP
Alex January	1-1	2	-	DNP	-	0-1	-	1-0	DNP
Silas Bolden	1-0	1	-	-	-	1-0	-	-	-
Jay'Vion Cole	1-0	1	-	DNP	-	1-0	DNP	DNP	DNP
Will Stone	1-0	1	-	1-0	-	-	-	-	-
Quintrevion Wisner	1-0	1	-	-	1-0	DNP	-	-	-
Graham Gillespie	1-0	1	1-0	DNP	-	-	DNP	DNP	DNP
DJ Campbell	1-0	1	1-0	-	-	-	-	-	-
Gunnar Helm	1-0	1	-	-	-	1-0	-	-	-
Amari Niblack	0-1	1	0-1	-	-	-	-	-	DNP
Wardell Mack	0-1	1	-	DNP	0-1	-	DNP	DNP	DNP
Tausili Akansa	0-1	1	DNP	DNP	0-1	-	-	-	DNP
Sydir Mitchell	0-1	1	-	DNP	0-1	DNP	DNP	DNP	DNP

2024 OFFICIATING CREWS

1 - COLORADO STATE

R: David Smith
U: Paul Myers
HL: Carl Gioia
LJ: Michael Taylor
FJ: Raymond Tate
SJ: Bryan Murphy
BJ: Paul Schardein

3 - UTSA

R: Wayne Winkler
U: Walt Hill
HL: Gary Jayroe
LJ: Chad Lorance
FJ: Phillip Davenport
SJ: Victor Sanchez
BJ: Dax Hill

5 - MISSISSIPPI STATE

R: Ken Williamson
U: Michael Morton
HL: Stephen Ray
LJ: Chuck Rice
FJ: Barry Blackwell
SJ: Rob Skelton
BJ: Keith Parham

7 - GEORGIA

R: Matt Loeffler
U: Stan Weihe
HL: Nicholas Trent
LJ: Michael Shirey
FJ: Antonio Smith
SJ: Jesse Dupuy
BJ: John Morton

2 - MICHIGAN

R: Ron Snodgrass
U: Brad Hudak
HL: Ric Hinkamper
LJ: Jeff Szink
FJ: Kyle DeBuse
SJ: Todd Ransom
BJ: Bob Stinson

4 - ULM

R: Kyle Olson
U: Brent Sowell
HL: Randall Kizer
LJ: Marc Bovos
FJ: Albert Bryant
SJ: Eduardo Balbis
BJ: Chris Bikowski

6 - OKLAHOMA

R: Steve Marlowe
U: Rodney Lawarty
HL: Ralph Green
LJ: Chris Conway
FJ: Allan Nicholson
SJ: Justin Larrew
BJ: Wayne Gautney

2024 STATISTICS | DEFENSE

DEFENSIVE LEADERS

SACKS	19.0-114	QB PRESSURES	26	MULTI-TFL GAMES	10	FORCED FUMBLES	4
Anthony Hill, Jr.	5.5-21	Barryn Sorrell	7	Colin Simmons	3	Colin Simmons	1
Colin Simmons	4.0-23	Colin Simmons	4	Anthony Hill, Jr.	3	Anthony Hill, Jr.	1
Barryn Sorrell	2.5-16	Anthony Hill, Jr.	2	Barryn Sorrell	2	Vernon Broughton	1
Liona Lafau	2.0-12	Vernon Broughton	2	Liona Lafau	1	Derek Williams, Jr.	1
Colton Vasek	2.0-17	Trey Moore	2	Michael Taaffe	1		
Michael Taaffe	1.0-13	David Gbenda	1			RECOVERED FUMBLES	4-2
Vernon Broughton	1.0-8	Ethan Burke	1	MULTI-SACK GAMES	3	Vernon Broughton	2-0
Ethan Burke	1.0-4	Colton Vasek	1	Colin Simmons	1	Derek Williams, Jr.	1-0
		Michael Taaffe	1	Barryn Sorrell	1	Jahdae Barron	1-2
		Alfred Collins	1	Anthony Hill, Jr.	1		
		Jermayne Lole	1			INTERCEPTIONS	10-142
		Justice Finkley	1			Jahdae Barron	3-66
		Bill Norton	1			Andrew Mukuba	2-3
		Andrew Mukuba	1			Anthony Hill, Jr.	1-32
						Ethan Burke	1-30
						Jay'Vion Cole	1-11
						Wardell Mack	1-0
						Derek Williams, Jr.	1-0
						PASS BREAKUPS	22
						Jahdae Barron	5
						Malik Muhammad	4
						Michael Taaffe	3
						Andrew Mukuba	2
						Ethan Burke	2
						Jaylon Guilbeau	2
						Alfred Collins	2
						Vernon Broughton	1
						Gavin Holmes	1
						BLOCKED PUNTS	0
						-	-
						BLOCKED FIELD GOALS/PAT	1
						Alfred Collins	1
						-	-

GAME-BY-GAME DEFENSIVE STATISTICS (TEAM)

OPPONENT	SACKS	TFL	FF	FR	INT	PBU	P BLK	FG BLK	XP BLK	QBP
COLORADO STATE	0.0	5.0	0	0	2	4	0	0	0	2
at Michigan	1.0	3.0	0	1	2	5	0	0	0	5
UTSA	4.0	12.0	0	0	1	2	0	0	0	4
ULM	2.0	7.0	0	0	2	3	0	1	0	5
MISSISSIPPI STATE	6.0	11.0	2	1	0	5	0	0	0	2
vs. Oklahoma	5.0	11.0	2	2	0	0	0	0	0	3
Georgia	1.0	4.0	0	0	3	4	0	0	0	5

2024 STATISTICS | STARTERS

2024 STARTERS (GAME-BY-GAME)

OFFENSE	QB	RB	TE	WR	WR	WR/TE/RB	LT	LG	C	RG	RT
COLORADO STATE	Ewers	Blue	Helm	Bond	Golden	Moore, Jr. (WR)	Banks, Jr.	Conner	Majors	Campbell	Jones
at Michigan	Ewers	Blue	Helm	Bond	Golden	Wisner (RB)	Banks, Jr.	Conner	Majors	Campbell	Williams
UTSA	Ewers	Wisner	Helm	Bond	Golden	Davis (TE)	Banks, Jr.	Conner	Majors	Campbell	Williams
ULM	Manning	Blue	Helm	Bond	Golden	Moore, Jr. (WR)	Banks, Jr.	Conner	Majors	Campbell	Williams
MISSISSIPPI STATE	Manning	Blue	Helm	Bond	Golden	Davis (TE)	Banks, Jr.	Conner	Majors	Campbell	Williams
vs. Oklahoma	Ewers	Blue	Helm	Bond	Golden	Moore, Jr. (WR)	Banks, Jr.	Conner	Majors	Campbell	Williams
GEORGIA	Ewers	Wisner	Helm	Bond	Golden	Davis (TE)	Banks, Jr.	Conner	Majors	Campbell	Williams

DEFENSE	JACK	DT	NT	SLB/EDGE	MLB	WLB	STAR/DL/EDGE	CB	FS	BS	CB
COLORADO STATE	Broughton	Sorrell	Collins	Moore (EDGE)	Hill, Jr.	Gbenda	Barron (STAR)	Guileau	Mukuba	Taaffe	Muhammad
at Michigan	Broughton	Sorrell	Collins	Moore (EDGE)	Hill, Jr.	Gbenda	Lole (DL)	Williams, Jr.	Barron	Taaffe	Muhammad
UTSA	Broughton	Sorrell	Collins	Moore (EDGE)	Hill, Jr.	Gbenda	Barron (STAR)	Guilbeau	Mukuba	Taaffe	Muhammad
ULM	Broughton	Sorrell	Collins	Moore (EDGE)	Hill, Jr.	Gbenda	Lole (DL)	Barron	Mukuba	Taaffe	Muhammad
MISSISSIPPI STATE	Broughton	Sorrell	Collins	Moore (EDGE)	Hill, Jr.	Gbenda	Barron (STAR)	Guilbeau	Mukuba	Taaffe	Muhammad
vs. Oklahoma	Broughton	Sorrell	Collins	Moore (EDGE)	Hill, Jr.	Lefau	Barron (STAR)	Guilbeau	Mukuba	Taaffe	Muhammad
GEORGIA	Broughton	Sorrell	Collins	Moore (EDGE)	Hill, Jr.	Lefau	Barron (STAR)	Guilbeau	Mukuba	Taaffe	Muhammad

CAREER PARTICIPATIONS/STARTS

Player	Career Games	Career Starts	Consec Games	Consec Starts
Malik Agbo, OL	23	0	21	0
Tausili Akana, EDGE	5	0	4	0
Rett Andersen, WR	2	0	2	0
Bert Auburn, K	35	0	35	0
Brandon Baker, OL	4	0	4	0
Kelvin Banks Jr., OL	34	34	34	34
Ridge Barker	0	0	0	0
Spencer Barnett	0	0	0	0
Jahdae Barron, DB	48	30	41	14
CJ Baxter, RB	13	6	11	4
Reece Beauchamp, WR	0	0	0	0
Dorian Black, DL	15	0	0	0
Kobe Black, DB	7	0	7	0
Morice Blackwell Jr., LB	40	5	18	0
Jaray Bledsoe, DL	12	0	2	0
Jaydon Blue, RB	29	5	21	0
Ty Boatright, WR	0	0	0	0
Silas Bolden, WR	44	0	7	0
Isaiah Bond, WR	34	7	7	7
Vernon Broughton, DL	47	9	22	7
McCoy Bruce, DB	0	0	0	0
Aaron Bryant, DL	10	0	2	0
Ethan Burke, EDGE	31	0	13	0
Aaron Butler, WR	0	0	0	0
DJ Campbell, OL	28	21	25	21
Bryce Chambers, WR	0	0	0	0
Jaydon Chatman, OL	5	0	1	0
Christian Clark, RB	0	0	0	0
Anfre Cojoe, OL	3	0	2	0
Jay-Vion Cole, DB	27	0	2	0
Alfred Collins, DL	55	19	33	7
Hayden Conner, OL	42	34	38	34
Johntay Cook II, WR	20	0	18	0
Daniel Cruz, OL	0	0	0	0
Juan Davis, TE	35	3	19	1
Freddie Dubose, WR	0	0	0	0
Jackson Duffey, DB	0	0	0	0
Quinn Ewers, QB	28	27	2	2
Charlie Faris, K	0	0	0	0
Xavier Filsaime, DB	3	0	1	0
Justice Finkley, EDGE	31	0	30	0
Michael Flanagan, LB	0	0	0	0
Velton Gardner, RB	39	0	2	0
Eric Garza, LB	0	0	0	0
David Gbenda, LB	54	16	22	0
Jerrick Gibson, RB	6	0	6	0
Graham Gillespie, DB	3	0	3	0
Matthew Golden, WR	27	6	6	6
Trevor Goosby, OL	7	0	6	0
Jaylon Guilbeau, DB	22	9	7	3
Derion Gullette	4	0	3	0
Tate Haver, DS	2	0	0	0
Gunnar Helm, TE	46	17	46	8
Anthony Hill Jr., LB	21	13	21	10
Melvin Hills III, DL	0	0	0	0
Gavin Holmes, DB	48	2	21	0
Cole Hutson, OL	29	0	14	0
Alex January, DL	5	0	5	0
Jordon Johnson-Rubell, DB	5	0	5	0
Michael Kern, P/K	7	0	7	0
Nate Kibble, OL	0	0	0	0
Brooks Kieschnick Jr., OL	0	0	0	0
Marshall Landwehr, LB	8	0	8	0
Liona Lefau, LB	21	2	21	2
Parker Livingstone, WR	3	0	3	0
Jermayne Lole, DL	48	2	7	0
Cole Lourd, QB	1	0	1	0
Wardell Mack, DB	3	0	3	0
Jake Majors, OL	49	49	49	49
Arch Manning, QB	7	2	5	0
Carson Marshall, DB	3	0	0	0
Rick McBroom, OL	0	0	0	0
Jelani McDonald, DB	17	0	11	0
Hamilton McMartin, WR	1	0	1	0
Max Merril, OL	0	0	0	0
Quinn Merritt, WR	1	0	1	0
Thatcher Milton, WR	3	0	0	0
Sydir Mitchell, DL	6	0	2	0
Trey Moore, EDGE	36	7	7	7
DeAndre Moore Jr., WR	16	3	14	0
Malik Muhammad, DB	21	9	21	9
Andrew Mukuba, DB	42	6	7	5
Amari Niblack, TE	29	0	6	0
Ryan Niblett, WR	9	0	6	0
Bill Norton, DL	46	0	7	0
Trey Owens, QB	2	0	2	0
Colin Page, RB	3	0	3	0
Remy Patson, WR	1	0	0	0
Hudson Powell, WR	0	0	0	0
Will Randle, TE	0	0	0	0
Ian Ratliff, P	2	0	2	0
Christian Rizzi, DS	1	0	0	0
Warren Roberson, DB	7	0	7	0
Connor Robertson, OL	17	0	2	0
Nik Sanders, RB	0	0	0	0
Brady Sarkisian, LB	2	0	0	0
Tiaoalii Savea, DL	22	0	3	0
Spencer Shannon, TE	6	0	6	0
Colin Simmons, EDGE	7	0	7	0
Ty'Anthony Smith, LB	7	0	7	0
Barryn Sorrell, EDGE	40	31	32	21
Lance St. Louis, DS	31	0	28	0
Will Stone, K	34	0	34	0
Connor Stroh, OL	0	0	0	0
Robert Sweeney, OL	0	0	0	0
Michael Taaffe, DB	34	17	34	15
Joe Tatum, QB	1	0	1	0
Neto Umeozulu, OL	11	0	2	0
Ziky Umeozulu, DB	1	0	0	0
Zina Umeozulu, EDGE	0	0	0	0
Colton Vasek, EDGE	7	0	7	0
Jordan Washington, TE	4	0	2	0
Reid Watkins, RB	1	0	1	0
Cameron Williams, OL	29	8	7	7
Derek Williams Jr., DB	17	0	15	0

2024 STATISTICS | STARTERS/PARTICIPATION

#	NAME	GP/GS	CSU	MICH	UTSA	ULM	MSU	OK	UG
0	Anthony Hill, Jr.	7/7	START	START	START	START	START	START	START
0	DeAndre Moore, Jr.	7/3	START	XXX	XXX	START	XXX	START	XXX
1	Justice Finkley	5/0	XXX	XXX	XXX	XXX	...	XXX	...
1	Johntay Cook II	6/0	XXX	XXX	XXX	XXX	XXX	XXX	...
2	Matthew Golden	7/7	START	START	START	START	START	START	START
2	Derek Williams, Jr.	4/1	XXX	START	XXX	XXX	...
3	Quinn Ewers	5/5	START	START	START	START	START
3	Jaylon Guilbeau	7/5	START	XXX	START	XXX	START	START	START
4	Andrew Mukuba	7/6	START	XXX	START	START	START	START	START
5	Malik Muhammad	7/7	START	START	START	START	START	START	START
5	Ryan Wingo	7/0	XXX	XXX	XXX	XXX	XXX	XXX	XXX
6	Kobe Black	7/0	XXX	XXX	XXX	XXX	XXX	XXX	XXX
7	Jahdae Barron	7/7	START	START	START	START	START	START	START
7	Isaiah Bond	7/7	START	START	START	START	START	START	START
8	Trey Moore	7/7	START	START	START	START	START	START	START
8	Amari Niblack	5/0	XXX	XXX	XXX	XXX	XXX
9	Gavin Holmes	7/0	XXX	XXX	XXX	XXX	XXX	XXX	XXX
9	Jerrick Gibson	6/0	XXX	XXX	XXX	XXX	XXX	XXX	...
11	Silas Bolden	7/0	XXX	XXX	XXX	XXX	XXX	XXX	XXX
11	Colin Simmons	7/0	XXX	XXX	XXX	XXX	XXX	XXX	XXX
13	Jay'Vion Cole	3/0	XXX	...	XXX	XXX
13	Parker Livingstone	3/0	XXX	...	XXX	XXX
15	Bill Norton	7/0	XXX	XXX	XXX	XXX	XXX	XXX	XXX
15	Will Stone	7/0	XXX	XXX	XXX	XXX	XXX	XXX	XXX
15	Trey Owens	2/0	XXX	XXX
16	Michael Tazaffe	7/7	START	START	START	START	START	START	START
16	Arch Manning	5/2	XXX	...	XXX	START	START	...	XXX
18	Joe Tatum	1/0	XXX	XXX
18	Liona Lefau	7/2	XXX	XXX	XXX	XXX	XXX	START	START
19	Cole Lourd	1/0	XXX
19	Zina Umeozulu	1/0	XXX
21	Ryan Niblett	6/0	XXX	...	XXX	XXX	XXX	XXX	XXX
21	Xavier Filsaime	3/0	XXX	XXX	XXX
23	Jaydon Blue	6/5	START	START	...	START	START	START	XXX
23	Jordon Johnson-Rubell	5/0	XXX	...	XXX	XXX	XXX	XXX	...
24	Velton Gardner	2/0	XXX	...	XXX
24	Warren Roberson	7/0	XXX	XXX	XXX	XXX	XXX	XXX	XXX
25	Jelani McDonald	5/0	XXX	XXX	XXX	XXX	XXX
26	Quintrevion Wisner	6/3	XXX	START	START	...	XXX	XXX	START
26	Ty'Anthony Smith	7/0	XXX	XXX	...	XXX	XXX	XXX	XXX
27	Colin Page	3/0	XXX	...	XXX	XXX
27	Wardell Mack	3/0	XXX	...	XXX	XXX
29	Carson Marshall	2/0	XXX	XXX
29	Reid Watkins	1/0	XXX
32	Brady Sarkisian	2/0	XXX	...	XXX
33	David Gbenda	7/5	START	START	START	START	START	XXX	XXX
35	Rett Andersen	2/0	XXX	XXX
36	Quinn Merritt	1/0	XXX
37	Morice Blackwell, Jr.	7/0	XXX	XXX	XXX	XXX	XXX	XXX	XXX
38	Graham Gillespie	3/0	XXX	...	XXX	XXX
38	Remy Patson	1/0	XXX
39	Hamilton McMartin	1/0	XXX
39	Michael Kern	7/0	XXX	XXX	XXX	XXX	XXX	XXX	XXX
40	Derion Gullette	4/0	XXX	...	XXX	XXX	...	XXX	...
42	Tate Haver	2/0	XXX	XXX
45	Vernon Broughton	7/7	START	START	START	START	START	START	START
45	Bert Auburn	7/0	XXX	XXX	XXX	XXX	XXX	XXX	XXX
46	Tausili Akana	4/0	XXX	XXX	XXX	XXX	...
49	Thatcher Milton	3/0	XXX	...	XXX	XXX
49	Ian Ratiiff	2/0	XXX	XXX
51	Marshall Landwehr	7/0	XXX	XXX	XXX	XXX	XXX	XXX	XXX
52	DJ Campbell	7/7	START	START	START	START	START	START	START
53	Aaron Bryant	2/0	XXX	XXX	...
54	Cole Hutson	7/0	XXX	XXX	XXX	XXX	XXX	XXX	XXX
56	Cameron Williams	7/7	START	START	START	START	START	START	START
58	Lance St. Louis	7/0	XXX	XXX	XXX	XXX	XXX	XXX	XXX
62	Connor Robertson	3/0	XXX	...	XXX	XXX
65	Jake Majors	7/7	START	START	START	START	START	START	START
67	Malik Agbo	7/0	XXX	XXX	XXX	XXX	XXX	XXX	XXX
72	Neto Umeozulu	3/0	XXX	...	XXX
73	Brandon Baker	4/0	XXX	...	XXX	XXX	XXX
74	Trevor Goosby	6/0	XXX	XXX	XXX	XXX	XXX	XXX	...
75	Jaydon Chatman	3/0	XXX	...	XXX
76	Hayden Conner	7/7	START	START	START	START	START	START	START
77	Andre Cojoe	3/0	XXX	...	XXX	XXX
78	Kelvin Banks, Jr.	7/7	START	START	START	START	START	START	START
81	Juan Davis	7/3	XXX	XXX	START	XXX	START	XXX	START
83	Spencer Shannon	6/0	XXX	...	XXX	XXX	XXX	XXX	XXX
84	Jordan Washington	4/0	XXX	...	XXX	XXX	XXX
85	Gunnar Helm	7/7	START	START	START	START	START	START	START
86	Dorian Black	1/0	XXX
88	Barryn Sorrell	7/7	START	START	START	START	START	START	START
90	Sydir Mitchell	2/0	XXX	...	XXX
91	Ethan Burke	7/0	XXX	XXX	XXX	XXX	XXX	XXX	XXX
92	Colton Vasek	7/0	XXX	XXX	XXX	XXX	XXX	XXX	XXX
94	Jaray Bledsoe	3/0	XXX	...	XXX	XXX
95	Alfred Collins	7/7	START	START	START	START	START	START	START
97	Alex January	5/0	XXX	...	XXX	XXX	...	XXX	...
98	Tiaoa'ii Save'a	3/0	XXX	...	XXX	XXX
99	Jermayne Lole	7/2	XXX	START	XXX	START	XXX	XXX	XXX