

# V VANDERBILT FOOTBALL

## 2024 GAME NOTES GAME 9 vs. AUBURN

### GAME 9

**VANDERBILT** (5-3, 2-2 SEC)  
at **AUBURN** (3-5, 1-4 SEC)

**SATURDAY, NOV. 2**  
11:45 a.m.

**AUBURN, ALA.**  
Jordan-Hare Stadium (88,043 • Natural Grass)

**SEC NETWORK**  
Taylor Zazor, Matt Stinchcomb and Ashley Stroehlein

**102.5 THE GAME**  
Vanderbilt Athletics App • SiriusXM 374  
Andrew Allegretta, Norman Jordan and Kevin Ingram



### STORYLINES

#### NEXT UP

- Vanderbilt heads to The Plains to face Auburn in what will be the 45th meeting all-time between the two schools since 1893.
- The Commodores have won three of their last four games after coming up short in a comeback attempt against No. 5/6 Texas on Saturday. Vanderbilt lost by a field goal to the Longhorns after rattling off wins over top-ranked Alabama, Kentucky and Ball State.
- Vandy and Auburn split the previous four meetings. The Commodores beat the Tigers in 2008 and 2012 and Auburn won the 2016 and 2023 contests.
- Nine current Commodore players and coaches were part of the New Mexico State program that upset Auburn at Jordan-Hare Stadium last season (Diego Pavia, Eli Stowers, Blaze Berlowitz, Moni Jones, Jerry Kill, Tim Beck, Ghaali Muhammad-Lankford, Melvin Rice, Garrett Altman).
- A win for Vanderbilt would make the Dores bowl eligible for the first time since 2018.

#### LAST TIME OUT

- Vanderbilt pushed No. 5/6 Texas to the final seconds on Saturday, ultimately falling 27-24 at FirstBank Stadium.
- Vandy's three losses this season have come by a combined 10 points.
- Vanderbilt scored a touchdown on its opening drive for the fourth straight game, with three of those scores resulting in seven points.
- The Commodore defense has picked off three opponent's opening drives this season (Virginia Tech, Alabama, Texas). Vandy has picked off its opponent in every game this year but two.
- The defensive unit tallied a season-high nine tackles for loss for a season-best 41 yards. The defense also posted a season-high six pass breakups.
- Junior Sherrill had a personal-best five catches for 62 yards and a receiving touchdown.
- Brock Taylor became the first Commodore to make five field goals of 50-plus yards in a career. All five makes have come this season.
- Linebacker Nick Rinaldi posted his fourth straight game with a sack. Bryan Longwell led the defense for the third time this season after totaling 11 tackles, his second contest this fall with 10-plus takedowns. That total included a tackle for loss, giving him at least one in every game this year but one.

#### DOMINANT DIEGO

- Diego Pavia has been one of the most electric signal callers in college football this season. He ranks 23rd among FBS quarterbacks in passing efficiency (155.1), third-best in the SEC.
- Pavia ranks sixth in the SEC with 537 rushing yards, most among quarterbacks.
- His performance in the win over top-ranked Alabama on Oct. 5 landed him SEC Offensive Player of the Week. He was also named the Davey O'Brien National Quarterback of the Week and the Maxwell Award Player of the Week.
- In the opening win vs. Virginia Tech, Pavia completed 75 percent of his passes with a passing efficiency of 216.0.
- He was credited with eight missed tackles forced by PFF in Week 1, tied for the lead in FBS among non-running backs with Taylen Green (Arkansas) and Matthew Sluka (UNLV).
- Pavia's 104 net rushing yards against the Hokies were the second most among non-running backs during Week 1, trailing only new New Mexico's Devon Dampier who ran for 130 yards at Arizona.
- Diego Pavia piloted a deadly efficient offense in 2023 while leading New Mexico State to 10 wins. Pavia ranked among the top-35 in FBS in passing touchdowns, points, passing yards per attempt and passing efficiency last season. In addition, Pavia ranked fifth among FBS quarterbacks in Pro Football Focus' Elusive Rating.

#### WHERE THE DORES RANK

- Vandy ranks ninth in FBS and leads the SEC in third down conversion percentage (49.1).
- The Dores are tied for first among Power 4 programs with three interceptions thrown this season. Vandy leads the SEC in turnovers lost (5) and ranks third in turnover margin (0.63).
- Vanderbilt boasts the SEC's second best red zone offense (96.9), fifth best in FBS.
- With an average time of possession of 32:29, the Dores lead the SEC and are 12th in FBS.

### 2024 SCHEDULE

Aug. 31	RV/RV Virginia Tech	ESPN	W, 34-27 (OT)
Sept. 7	Alcorn State (RV/--)	ESPNU	W, 55-0
Sept. 14	at Georgia State (RV/--)	ESPN+	L, 32-36
Sept. 21	at #7/8 Missouri*	SECN	L, 27-30 (2OT)
Oct. 5	#1/2 Alabama*	SECN	W, 40-35
Oct. 12	at RV/RV Kentucky* (RV/RV)	SECN	W, 20-13
Oct. 19	Ball State (RV/RV)	ESPN+/SECN+	W, 24-14
Oct. 26	#5/6 Texas* (#25/25)	SEC Network	L, 24-27
Nov. 2	at Auburn* (RV/RV)	SEC Network	11:45 a.m.
Nov. 9	RV/-- South Carolina*	TBD	Afternoon
Nov. 16	Open		
Nov. 23	at #16/16 LSU*	TBD	Night
Nov. 30	#7/7 Tennessee*	TBD	Early

\*SEC game • All times Central • Home games in bold  
Rankings: AP/Coaches | Opponent rank before opponent; Vandy rank after  
Early: 11 a.m.-noon • Afternoon: 2:30-3:30 p.m. • Night 5-7 p.m. • Flex: 2:30-7 p.m.

### TABLE OF CONTENTS

1-5	Game Notes
6	Series History
7	Vanderbilt, Nashville & VUFB By the Numbers • Dores in the NFL
8	Quick Facts • Pronunciations
9	Media Schedule & Athletics Communications • 2024 Honors & Awards
11-12	Rosters
13	Positional & Geographic Breakdown
14	Majors & Eligibility
15	Newsstand
16-26	Commodore Capsules
27	Game Recaps
28	The Record When • Starters
29	Game Details • Starting Lineups • Game-by-Game Leaders
30-31	Turnover Battle • Drive Charts
31	Big Plays
32	Scoring Drives
33-34	Record Book Quick Glance
35-54	2024 Statistics
55	The Last Time

### FOOTBALL COMMUNICATIONS

**Assistant Athletic Director • Communications**  
**Michael Scholl**

Primary Contact  
[mike.scholl@vanderbilt.edu](mailto:mike.scholl@vanderbilt.edu) • 574-876-6248

**Associate Athletic Director • Communications**  
**Brian Fremund**

Secondary Contact • Credentials  
[brian.fremund@vanderbilt.edu](mailto:brian.fremund@vanderbilt.edu) • 251-623-3191

**Credentials**  
[sportssystem.com/vanderbilt](http://sportssystem.com/vanderbilt)

**Media Hub**  
[VUCommodores.com/pressbox](http://VUCommodores.com/pressbox)

## GAME NOTES

### RELIABLE

- Eli Stowers leads the SEC, is second among Power 4 and fifth among all FBS tight ends with 496 receiving yards.
- Stowers caught six passes for 113 yards in Vanderbilt's victory over No. 1/2 Alabama, leading the team in both receptions and receiving yards.
- Stowers became the first Vandy tight end since at least 1996 to have multiple games with 100-plus receiving yards in a season. He has three such games this season after totaling 110 receiving yards vs. Georgia State and 130 vs. Ball State in addition to the Alabama game.
- Stowers became just the sixth tight end since 1996 to register 100-plus receiving yards in a game vs. Alabama:

Player	Date	Game	Rec. Yards
Eli Stowers	10.5.24	Vanderbilt vs. #1 Alabama	113
Ja'Tavion Sanders	9.9.23	#11 Texas at #3 Alabama	114
Brock Bowers	12.4.21	#1 Georgia vs. #4 Alabama	139
Kyle Pitts	12.19.20	#11 Florida vs. #1 Alabama	129
Kenny Yeboah	10.10.20	Ole Miss vs. #2 Alabama	181
Evan Ingram	9.17.16	#19 Ole Miss vs. #1 Alabama	138

### SEDRICK THE ENTERTAINER

- Sophomore running back Sedrick Alexander tallied a career-high 21 carries in the win over top-ranked Alabama on Oct. 5, matching his career-best with two rushing touchdowns, and was included on the Earl Campbell Tyler Rose Award Honorable Mention List for the week.
- Alexander found the end zone in each of the first three games this season. The sophomore also scored in three games last season.
- Alexander is coming off a strong true freshman campaign last fall. The Texan played in all 12 games logging 504 all-purpose yards, 371 rushing yards and four rushing touchdowns.
- He led SEC freshmen in rushing yards and touchdowns and was named to the league's All-Freshman team.
- Alexander has been named to the Earl Campbell Tyler Rose Award Watch List entering 2024.

### NEW HIGHTS

- Sophomore cornerback Martel Hight ranks third in FBS with a 17.3 punt return average.
- In the win over Alcorn State this season, Hight became the first Dore with 100-plus punt return yards since Jonathan Krause on Nov. 24, 2012 at Wake Forest (110 yards). Hight's punt return for a touchdown was the first since Krause's at Wake Forest in 2012.
- He is now the first Commodore to have 100-plus punt return yards in a season since the 2019 campaign, reaching the mark in just two games.
- Hight emerged as a key cog in the Commodore defense last season, playing in 11 games with 38 tackles, two break-ups and an interception return for a touchdown.
- When Hight registered a 37-yard interception return for a touchdown against UNLV last season, he became the first Vanderbilt freshman in school history to return an interception for a touchdown and the first Dore of any age to do so since 2019.

### JUNIOR AS A FRESHMAN

- Fellow sophomore Junior Sherrill has continued to build on his contributions from his freshman campaign last season. Sherrill finished with 20 receptions for 293 yards and two touchdowns while playing in all 12 contests.
- The Nashvillian has made at least one catch in 19 straight games.
- He had a personal-best five catches for 62 yards and a receiving touchdown vs. No. 5/6 Texas on Oct. 26.
- Sherrill was rated the No. 8 freshman wide receiver in the nation by Pro Football Focus.

### BEAR-LEA SCRATCHING THE SURFACE

- Head coach Clark Lea has been named to the Paul "Bear" Bryant Coach of the Year watch list after Vanderbilt's historical first half of the season.
- Lea is one of 27 head coaches named to the list, including six other coaches from the Southeastern Conference.
- Many of the positive developments this season have come after Lea retooled the coaching staff following the 2023 season. In addition to taking over defensive coordinator duties, Lea hired a new offensive coordinator (Tim Beck), director of sports performance (Robert Stiner) and chief consultant (Jerry Kill).
- With 11 new hires on the football coaching staff and over 50 new student-athletes on the roster, Lea's Commodores have made history midway through the 2024 season.
- With victories in four of its first six games, Vanderbilt is off to its best start since 2008.

### THE BECKONING

- Vanderbilt's offense has been transformed under new offensive coordinator Tim Beck's watch.
- Vandy's ESPN FPI offensive efficiency (72.7) ranks 20th in FBS. The Dore finished the 2023 campaign ranked 120th and were 76th in 2022.
- Among FBS programs this season, the Commodore offense ranks fifth in red zone offense, ninth in third down conversions, 34th in passing yards per completion, 40th in scoring offense, 12th in time of possession and 23rd in team passing efficiency.

### BROCKET LAUNCHER

- Brock Taylor drilled a 54-yard field goal vs. Texas bring his season total to 15, tied for the fourth most field goals in a season in program history. Taylor is 8-for-8 in the last four games.
- He connected on a program-record 57-yard field goal at Missouri on Sept. 21. Taylor has five makes of 50 or more yards this season, making him the first player on record to accomplish the feat at Vanderbilt.

- Taylor has been named SEC Special Teams Player of the Week twice this season.

### SCORING MARGIN

- The Commodores have outscored opponents 256-182 entering November, good for a margin of 74 points.
- It is the largest scoring margin by a Vanderbilt team entering November since 1955 when the Dore held a plus-86 edge at the end of October.
- The 256 points scored entering November are the second-most in that time frame, trailing only the 2013 team which had 257 through October.
- Under head coach Art Guepe, the 1955 Dore were 4-2 entering November, outscoring opponents 126-40, including shutouts of Middle Tennessee and Chattanooga.
- The '55 Dore finished 8-3 and reached the first bowl game in school history. Vandy defeated No. 8 Auburn, 25-13, in the Gator Bowl.

### WEEKLY AWARDS

- Four Commodores earned weekly honors from the SEC after the team's 40-35 win over top-ranked Alabama on Oct. 5.
- Diego Pavia (Offensive), Brock Taylor (Special Teams), Gunnar Hansen (Offensive Line) and Miles Capers (Defensive Line) each earned recognition after the win.
- It marks the first time in school history Vanderbilt has collected more than two weekly awards in the same week.
- The last Commodore to win defensive lineman of the week was Dayo Obeyingbo on Nov. 17, 2018, while Bruno Reagan (11.25.17) was the last Vandy offensive lineman to take home the weekly award. Taylor became the first special teams player of the week for Vandy since long snapper Wesley Schelling on Nov. 28, 2022.

### GAME 7 VS. BALL STATE

- The Commodores defeated Ball State 24-14 on Oct. 19 to improve to 5-2 on the season, 4-0 at home. It was the first time since the 1987-88 campaigns that the Commodores won four straight home games.
- The last time the Dore started a season 4-0 at home was in 1982 when Vandy won all six home contests.
- For the fourth time this season, Vandy's defense held its opponent to less than 100 rushing yards. That is the most times Vanderbilt has accomplished the feat since holding five opponents below 100 rushing yards in 2015.
- Vandy's offense totaled a season-high 420 yards.
- Eli Stowers had eight catches for 130 yards, his third 100-yard receiving game this fall for the tight end and the most by a Commodore in a season since Jordan Matthews posted 100-plus receiving yards on eight occasions in 2013.
- Brock Taylor finished a perfect 3-of-3 on field goal attempts.

### BACK-TO-BACK

- Vanderbilt did not trail in either of its back-to-back victories over No. 1 Alabama and at Kentucky. It was the first time since at least 1960 that the Commodores led for the entirety of consecutive SEC contests.
- Vandy's offense did not have a single three-and-out drive in either win, marking the only time since at least 2002 that Vanderbilt has gone two consecutive SEC contests without a three-and-out.
- According to ESPN Research, Diego Pavia became the first SEC quarterback to record an 80 percent completion rate, at least two touchdown passes and 50 yards rushing in back-to-back wins.
- Vanderbilt has won back-to-back games at Kentucky for the first time since 1992 and 1994.

### ROLL DORES ROLL

- Vandy's historic 40-35 win over top-ranked Alabama on Oct. 5 was the program's first victory over a No. 1-ranked team and the first top-five win in program history.
- The Commodores were 0-60 against AP top-five opponents entering the contest with No. 1/2-ranked Alabama and it was Vandy's first win over the Crimson Tide since the 1984 season.
- Vanderbilt held Alabama to 35 points, the fewest points scored by the Crimson Tide this season entering the contest.
- The Commodores converted 12-of-18 third-down opportunities leading to 42:08 of possession.
- Vandy's offense registered 26 first downs in the win, the most in a game this season.
- Vandy took the opening drive down the field for a touchdown, the first touchdown allowed by the Alabama defense in the first quarter this season.
- The Commodore defense picked up its second pick six of the season when Randon Fontenette grabbed a pass tipped by De'Rickey Wright and took it to the end zone. Alabama had not allowed a pick six since 2022.
- Diego Pavia finished the game 16-for-20 with 252 passing yards and two touchdowns. His 80 percent completion rate was the highest mark by an opposing quarterback against the Crimson Tide since 2010, when Stephen Garcia finished with an 85 percent mark for South Carolina, per ESPN Research.
- Pavia found Junior Sherrill for a 36-yard touchdown on a 4th-and-1 play that increased Vandy's lead back to two scores in the third quarter.
- Pavia became the 10th quarterback since 2010 to defeat both Auburn and Alabama in his career, joining Jayden Daniels, Stetson Bennett, Zach Calzada, Joe Burrow, Deshaun Watson, Trevor Knight, Chad Kelly, Bo Wallace and Johnny Manziel. Pavia, Bennett, Watson and Matthew Stafford are the only quarterbacks since 2004 to defeat both without playing in the SEC West.

## GAME NOTES

### SIGNAL CALLERS WITH SPEED

- Diego Pavia's 537 rushing yards this year are already the sixth-most in a season by a Vanderbilt quarterback (since 1965) and third-most since 1996.
- At his current pace of 67.1 rushing yards per game, the best mark by a Commodore QB since at least 1996, he would finish the regular season with a quarterback school-record 805 rushing yards.
- Chris Nickson owns the current single-season mark for a QB with 694 rushing yards in 2006.
- Nate Johnson is currently 15 yards away from 100 rushing yards on the season. It would be the 14th time Vanderbilt had two 100-yard rushers at the quarterback position in the same season since 1965 and the first time in over a decade. It last happened in 2013 with Patton Robinette (214 yards) and Austyn Carta-Samuels (115 yards).
- Vanderbilt has had a quarterback reach 100 rushing yards in all four seasons under Clark Lea after not having a signal-caller reach 100 rushing yards in the previous five seasons.

### ONE OF ONE

- In the course of nine days, Vanderbilt University collected a trio of historic achievements. In addition to the football team's victory over No. 1 Alabama, a Vanderbilt professor was named a MacArthur Fellow and a Vanderbilt graduate won the Nobel Prize for Chemistry.
- Keivan Stassun, Stevenson Professor of Physics and Astronomy at Vanderbilt, was named a MacArthur Fellow on Oct. 5, receiving what is commonly referred to as a MacArthur "Genius" Grant. Stassun is a founding co-director of the Fisk-Vanderbilt Master's-to-Ph.D. Bridge Program, the director of the Frist Center for Autism and Innovation and holds a joint appointment with Computer Science in the School of Engineering.
- On Oct. 6, the Commodore football team secured the first win over a No. 1 team in program history, defeating Alabama 40-35.
- Four days later, Vanderbilt captured its seventh Nobel Prize when John Jumper, a 2007 Vanderbilt graduate, won the Nobel Prize for Chemistry for his work with artificial intelligence models predicting the folded structure of proteins.
- Jumper joins six previous Nobel Laureates with ties to Vanderbilt or Vanderbilt University Medical Center. Previous winners include Al Gore (Peace), Muhammad Yunus (Peace), Stanley Cohen (Physiology or Medicine), Stanford Moore (Chemistry), Earl W. Sutherland Jr. (Physiology or Medicine) and Max Delbrück (Physiology or Medicine).

### SPECIAL PLAYS, SPECIAL PLAYERS

- Vanderbilt is third in the SEC and 10th in FBS with 17.3 yards per punt return.
- Vanderbilt's special teams efficiency of 67.5 ranks 16th among FBS programs according to ESPN's FPI.
- In the win over Alcorn State, Martel Hight became the first Dore with 100-plus punt return yards since Jonathan Krause on Nov. 24, 2012 at Wake Forest (110 yards). Hight's punt return for a touchdown was the first since Krause's in that contest.
- Hight is now the first Commodore to have 100-plus punt return yards in a season since the 2019 campaign, reaching the mark in just two games.
- Jesse Mirco is averaging 45.4 yards per punt on the season. Mirco's 69-yard punt vs. Alcorn State is tied for the 15th longest punt in FBS this season.
- Brock Taylor drilled a program-record 57-yard field goal at Missouri on Sept. 21. Taylor has five makes of 50 or more yards this season, making him the first player on record to accomplish the feat at Vanderbilt. Taylor has been named SEC Special Teams Player of the Week twice this season.

### WIN OVER THE WILDCATS

- Vanderbilt won its second consecutive SEC battle with a 20-13 thriller on the road at Kentucky. Vandy's 20 points was the second most scored against the Kentucky defense this season at the time. The Wildcats had previously held Georgia to 13 points and Ole Miss to 17.
- Vandy's 4-2 start was the best start since the 2008 season when Vanderbilt went 5-1 through its first six games.
- Vanderbilt has won back-to-back games at Kentucky for the first time since 1992 and 1994.
- De'Rickey Wright grabbed his sixth career interception in the win. Vandy has a pick in 11 of the last 14 games dating to last season.
- Diego Pavia finished 15-of-18 with two touchdowns, marking his fourth consecutive game with multiple touchdowns through the air.
- Brock Taylor went 2-for-2 on field goal attempts including posting a 50-yarder to improve to 4-of-5 this year from 50-plus yards.
- Taylor was named the SEC Special Teams Player of the Week for the second consecutive week. He is the second Vanderbilt player since the SEC instituted weekly awards in 1985 to win the same award in consecutive weeks. Quarterback Eric Jones was named Offensive Player of the Week on Oct. 31 and Nov. 7, 1987.

### WEEK 2 SHUTOUT

- Vanderbilt blanked Alcorn State 55-0 on Sept. 7 to move to 2-0 on the season. It was Clark Lea's third career shutout as a defensive coordinator and first since his 2020 Notre Dame defense held South Florida scoreless.
- The 55 points scored were the most since a 63-10 win at Hawai'i to open the 2022 season.
- The defensive unit held Alcorn State to just 71 total yards. The last time Vandy held its opponent to under 100 yards was against Chattanooga in 2003, with the Mocs generating just 93 yards.
- Vanderbilt held the Braves to just 40 rushing yards after holding Virginia Tech to 75 rushing yards, marking the first time since 2017 that Vandy limited its opponent under 100 rushing yards in back-to-back games (at Middle Tennessee and against Alabama A&M).
- Vandy's offense closed the first half with a field goal, giving the Commodores a score on all five possessions in the first half.

- The win was the largest margin of victory since Vandy defeated Presbyterian 58-0 on Sept. 17, 2012.

### WEEK 1 THRILLER

- Diego Pavia accounted for three touchdowns and posted 294 total yards of offense to lead Vanderbilt to a 34-27 win over Virginia Tech in overtime to open the 2024 season.
- The Commodores have won three consecutive season openers as Vanderbilt collected its first victory over a team receiving votes since Nov. 12, 2022, when the Dores knocked off RV/24 Kentucky at Kroger Field.
- Vandy scored on its first three offensive possessions to take a 17-0 lead. It marked the first time since 2017 that the Dores scored on their first three possessions to open a campaign.
- The win was Vandy's first overtime contest under head coach Clark Lea.

### TWO-AND-O

- For the first time since World War II, Vanderbilt won its first two games in three consecutive seasons. The last such streak of 2-0 starts came from 1941-43.
- The 1941 team opened with five straight victories before finishing 8-2. In 1942, the Commodores won three straight to begin the year and finished 6-4. The 1943 team played just five games due to World War II and won all five games.
- From 1956-58, the Commodores were not defeated over their first two games each year. The 1956 team opened 3-0, in 1957 the Dores started with a tie followed by a win and another tie, then in 1958, Vandy again began 3-0.
- Clark Lea is the first Vanderbilt head coach to win the first two games three consecutive seasons since Ray Morrison did it four consecutive seasons from 1935-38.

### ADVANCED METRICS FROM THE WEEK 1 WIN

- According to Sports Info Solutions, Vanderbilt's defense limited Virginia Tech's running backs to -0.5 yards before contact per carry.
- Diego Pavia forced eight broken or missed tackles and was 6-for-10 on throws 10-plus yards down field.
- Vandy generated a 33 percent pressure rate on Hokie quarterbacks.
- The Commodores' passing game received a 91.3 grade from Pro Football Focus, good for fifth among the 134 FBS teams in Week 1 and the best mark Vandy has recorded against FBS competition in PFF's data (since 2013). The only higher mark was 94.5 against Alabama A&M on Sept. 9, 2017.
- With 34:32 time of possession in the win, Vanderbilt was 16th among FBS teams.

### ACCOLADES FROM WEEK 1

- Vanderbilt was named the Cheez-It National Team of the Week by the Football Writers Association of America and Florida Citrus Sports for its season-opening win over Virginia Tech. It marked the fourth time the Dores took home Team of the Week honors and first since Nov. 9, 2013.
- Vandy tallied its first SEC Player of the Week award of the 2024 season as Diego Pavia was named Offensive Player of the Week the following Monday. Pavia was Vanderbilt's first SEC Offensive Player of the Week since Mike Wright on Nov. 14, 2022.
- Pavia was also named to the Davey O'Brien Award Great 8 for the week, as well as one of the Manning Award Stars of the Week.
- The Tennessee Sports Writers Association went double Dores, as Pavia was named the offensive player of the week and Bryan Longwell took home defensive player of the week.

### NEW LOOK: THE STAFF

- Clark Lea, a 2004 Vanderbilt graduate, enters his fourth season at the helm of the Commodores with new faces joining the staff. Lea takes over defensive coordinator responsibilities, while Tim Beck is the team's new offensive coordinator and quarterbacks coach. Other new staff members include Jerry Kill (chief consultant to the head coach/senior offensive advisor), Jeff LePak (special teams coordinator and tight ends), Ghalli Muhammad-Lankford (run game coordinator and running backs), Melvin Rice (safeties), Jamaal Richardson (cornerbacks), Chris Klenakis (offensive line), Steve Gregory (senior consultant/associate defensive coordinator) and Seth Payne (senior defensive analyst/pass rush specialist). Outside the lines, Lea welcomed new director of football sports performance Robert Stiner to oversee strength and conditioning efforts, as well as assistant football sports performance director Ian Bures.

### NEW LOOK, PART II: THE ROSTER

- Vanderbilt's roster features 51 new student-athletes who were not part of the team in 2023. There are just 12 players remaining who did not originally commit to fourth-year head coach Clark Lea and staff.
- The 2024 recruiting class included four four-star commits and gave Lea's three signing classes the highest three-year average recruiting ranking for Vandy in over a decade.
- Incoming transfers include 2023 Conference USA Offensive Player of the Year Diego Pavia at quarterback, as well as 47 career starts on the offensive line (Steven Losoya, Chase Mitchell, Steven Hubbard) and 32 career starts on the defensive line (Zaylin Wood, Khordae Sydnon).

### NEW LOOK, PART III: THE LEAGUE

- The Southeastern Conference enters its 16-team era this fall with the additions of Oklahoma and Texas. With the new teams, the SEC has eliminated the east and west divisions which had been in place since 1992. As a result, Vanderbilt will host Alabama for just the second time since 2007, visit LSU for the first time since 2009 and travel to Auburn for the first time since 2016. Tennessee (118 previous meetings), Kentucky (96 previous meetings) and Missouri (have met annually since Tigers joined the SEC in 2012) appear on the schedule.

## GAME NOTES

• On the flip side, Vanderbilt will not face Georgia for the first time since 1967, Ole Miss for the first time since 1969 and Florida for the first time since 1991. All 14 returning members of the SEC face either Texas or Oklahoma this season, with the Dores slated to play Texas on Oct. 26 at FirstBank Stadium. Vandy leads the all-time series with the Longhorns, 8-3-1, but the sides have not met since 1928. In 2025, the SEC opponents will remain the same eight teams, flipping the home and road match-ups.

### NEW LOOK, PART IV: THE STADIUM

- Progress continues to march forward with the Vandy United project as FirstBank Stadium evolves in 2024. This fall will see the debut of new premium seating in the north end zone, a building which will primarily be the operations home of Vanderbilt's men's and women's basketball teams. Atop the building sits a new video board and sound system for the seating bowl.
- In addition, most of the structural work is done in the south end zone for spaces which include new premium seating (opening 2025), new football game day locker room and a new dining facility for all Commodore student-athletes. The south end zone will also feature a secondary video board for the seating bowl.

### NOT ALL NEW

- While Vanderbilt features plenty of new faces, the Commodores return several key players from last season's team including their leaders in rushing, tackles, interceptions, tackles for loss, forced fumbles and blocked kicks.
- Junior linebacker Langston Patterson led Vandy in tackles (74) and tackles for loss (8.0) last season. Senior safeties CJ Taylor and De'Rickey Wright were tied for the team lead in interceptions (two) and forced fumbles (two) last fall. Patterson and fellow linebacker Bryan Longwell each blocked a kick.
- Offensively, running back Sedrick Alexander led the Dores in rushing yards and rushing touchdowns. In addition, Gunnar Hansen returns on the offensive line having started the last 18 games with 1,400 career snaps played.

### LEA THE DC

- Head coach Clark Lea returns to his roots this fall, serving as the team's defensive coordinator. He ascended through the coaching ranks on the defensive side, culminating in a three-year run as defensive coordinator at Notre Dame.
- During that stretch, Lea helped the Fighting Irish to two undefeated regular seasons and College Football Playoff berths. Lea's tenure at Notre Dame included top-25 finishes in a plethora of categories, the 2020 Butkus Award winner (Jeremiah Owusu-Koramoah) and the first time in Notre Dame history that four players recorded at least 75 tackles, all four Lea's linebackers in 2017.
- Vandy's 55-0 win over Alcorn State marked Lea's third career shutout as a defensive coordinator and first since his 2020 Notre Dame defense held South Florida scoreless.

### LEA'S DEFENSIVE NATIONAL RANKINGS

Category	2020	2019	2018
Total Defense	25	18	30
Scoring Defense	14	12	13
Rushing Defense	16	59	36
Passing Defense	61	3	44
Fumbles Recovered	8	1	49
Sacks	15	33	32
Third-Down Conversion Pct.	11	19	64
Tackles For Loss	6	26	60

### FOR STARTERS

- With the win over Virginia Tech in the opener, Clark Lea became the first Vanderbilt head coach to win three consecutive season openers, all against FBS competitions, since Division I split in 1978. The Dores defeated Hawai'i to open 2022 and 2023.
- Only one other time since 1978 has Vandy won three straight season-openers. From 2007-09, Bobby Johnson's squads defeated Richmond, Miami (Ohio) and Western Carolina to open the year.
- Since 1948, the only other time Vanderbilt won at least three-straight season openers came in the form of six consecutive wins over Chattanooga to open the 1970-75 seasons.
- Vanderbilt did not lose a season opener from 1919-47 (37 wins, two ties).

### BUILDING WITH BECK

- With the arrival of Tim Beck as New Mexico State's offensive coordinator, the Aggies improved across the board highlighted by a jump from 122nd in rushing offense to 57th in year one under Beck and 15th in year two.
- Beck inherited an offense that in 2021 ranked 104th in scoring, 89th in total offense, 122nd in rushing offense and 84th in third-down conversions.
- By NMSU's 10-win season in 2023, the Aggies improved 41 spots in scoring offense, 45 positions in total offense, 107 spots in rushing offense and 48 spots in third-down conversions.
- In addition, the Aggies finished 2023 eighth in FBS with 228 plays from scrimmage that went for at least 10 yards. They were second in the category among Group of 5 teams.
- Most importantly under Beck and head coach Jerry Kill, the Aggies went from two wins the year before their arrival to seven victories and a bowl game win in 2022 before posting NMSU's first 10-win season since 1960 in 2023. In addition, 2022-23 marked the first back-to-back seasons with winning records in Las Cruces since 1967-66.

## BECK'S OFFENSIVE NATIONAL RANKINGS & NMSU RANKINGS PRIOR TO BECK

Category	2023	2022	2021 (Pre-Beck & Kill)
Scoring Offense	63	82	104
Rushing Offense	15	57	122
Total Offense	44	109	89
3rd Down Conversions	36	70	84
4th Down Conversions	48	3	92
Red Zone Conversions (Score Pct.)	53	42	88
Long Scrimmage Plays (10+ yards)	8	113	74
Time of Possession	34	106	45
Wins	10	7	2

### COMMODORES IN CLASS

- As a two-time Vanderbilt graduate, Lea has continued to help the Commodores excel in the classroom.
- Last fall, the team posted a 3.106 grade-point average. That mark was a program record for the fall term.
- During the semester, Vandy had 10 football student-athletes with a 4.0 semester, 29 on the Dean's List, 67 with at least a 3.0 GPA for the semester and landed 55 on the SEC Fall Academic Honor Roll.
- Vanderbilt also had a school-record five student-athletes on the College Sports Communicators Academic All-District Team, while punter Matthew Hayball became Vandy's first CSC Academic All-American since 2002.

### EXTRA SPECIAL TEAMS

- Special teams have emerged as a strong point for the Commodores during Lea's tenure. Vandy has improved 89 positions in ESPN's Special Teams Efficiency from 2021 to 2023.
- Commodore special teams have produced three All-SEC selections over the last two years. Long snapper Wesley Schelling is a two-time All-SEC pick, while punter Matthew Hayball was All-SEC in 2023.
- With Schelling and Hayball both earning All-SEC accolades last season, it marked the first time since 2016 the Dores had multiple All-SEC picks in the same season.
- Hayball was also Vanderbilt's first All-American since 2016 and first Academic All-American since 2002.

### AWARD WINNING RETURN

- Graduate quarterback Diego Pavia enrolled at Vanderbilt after winning Conference USA Offensive Player of the Year honors last fall at New Mexico State.
- Of the 23 player of the year awards across FBS conferences (20 offensive/defensive, three overall player of the year), just nine remain in college football this season.
- Pavia will be one of just four defending conference player of the year honorees from 2023 to play on a Power 4 roster this fall.

### DEFENDING POTY ON POWER 4 TEAMS

Player	2023 Player of the Year Award	2023 Team	2024 Team
Diego Pavia	CUSA Offensive	New Mexico State	Vanderbilt
Ollie Gordon II	Big 12 Offensive	Oklahoma State	Oklahoma State
Peny Boone	MAC Offensive	Toledo	UCF
Trey Moore	AAC Defensive	UTSA	Texas

### CAN'T BRING THEM DOWN

- With the addition of quarterbacks Nate Johnson and Diego Pavia this season, Vanderbilt returns two of the top five signal-callers in Pro Football Focus' Elusive Rating from 2023. The PFF "Elusive Rating" distills the success and impact of a runner with the ball independently of the blocking in front of him by looking at how hard he was to bring down.
- Johnson was third among quarterbacks last season with a rating of 111.2, while Pavia was fifth checking-in at 96.2.
- In the 2024 season-opening win over Virginia Tech, Pavia forced eight broken or missed tackles en route to 104 rushing yards.

### PFF ELUSIVE RATING - QBs (2023)

Quarterback	School (2024 School)	Rating
Riley Leonard	Duke (Notre Dame)	141.8
Devon Dampier	New Mexico	134.2
Nate Johnson	Utah (Vanderbilt)	111.2
Brandon Lewis	Nevada	98.0
Diego Pavia	New Mexico State (Vanderbilt)	96.2

### PROTECTING THE ROCK

- During his two seasons at New Mexico State, run game coordinator and running backs coach Ghaali Muhammad-Lankford helped the Aggies rank among the nation's top 25 in fumbles lost. Last fall, NMSU lost five fumbles on the season, tied for 23rd nationally.
- NMSU also lost five fumbles in 2022, tying for 20th nationally that season. Of those 10 fumbles lost over the last two seasons, just five were by Aggie running backs.
- In 2023, Muhammad-Lankford's running back room combined for 324 carries on the season and fumbled just once.

## GAME NOTES

### FREAKS LIST

- With leadership from new director of football sports performance Robert Stiner, Vanderbilt placed two student-athletes on the 2024 College Football Freaks List, published by The Athletic's Bruce Feldman.
- Cornerback Kolbey Taylor made the list for the second time in his career Thanks to a 38'6" vertical jump and 10'8" broad jump. The Wyoming transfer played nine games last season for the Cowboys, recording 29 tackles and seven break-ups.
- Tight end Eli Stowers joined Taylor on the list. Stowers owns a 41'6" vertical and 10'8" broad jump. A high school state champion in the high jump, Stowers began his career as a four-star quarterback at Texas A&M before transferring to New Mexico State, where he then transitioned to tight end. Last fall for the Aggies he made 35 catches for 366 yards and two touchdowns, while adding 29 rushes for 113 yards and two scores on the ground and completing four passes for 99 yards and a touchdown.
- It marks the first time Vanderbilt has placed someone on Feldman's annual Freaks list since 2017 when running back Ralph Webb made the cut.

### INTERNATIONAL FLAIR

- Vanderbilt's roster features five international players hailing from four countries.
- Yilanan "Issa" Ouattara and Linus Zunk are both natives of Germany. Ouattara is from Cologne and played football with Cologne Crocodiles. Zunk is a Berliner who moved to the U.S. to play high school football at Rabun Gap-Nacoochee School in Georgia.
- Darren Agu played with Zunk at Rabun Gap after moving from London. Agu was born in Ireland and raised in London before moving to the U.S. to play football. Agu first played American football for the London Blitz and also spent time with the NFL Academy in London.
- Vanderbilt has its second consecutive Australian punter in Jesse Mirco. He is a product of the same ProKick Australia program which developed Vandy All-American punter Matthew Hayball. Mirco calls Fremantle, Western Australia, home and spent his first three collegiate seasons at Ohio State.
- J r my St-Hilaire adds Canada to Vanderbilt's roster. The freshman quarterback is from Montreal, but played high school football at the McCallie School in Chattanooga, Tennessee.
- In addition, graduate wide receiver Loic Founouji calls Midland, Texas, home, but was born in Cameroon. His family moved to the United States when he was eight.

### BAILEY JOINS SEC OPPORTUNITY FORUM

- Third-season wide receivers coach Alex Bailey was one of two Vanderbilt coaches selected for the SEC Coaches Opportunity Forum over the summer. He was joined by lacrosse associate head coach Jill Kendall.
- Bailey and Kendall were in Atlanta for a two-day program focused on professional development, mentorship and networking opportunities for assistant coaches across the league.
- The forum aimed to empower coaches with the knowledge and skills necessary to ascend to head coaching positions in their respective sport. The program featured a comprehensive lineup of panels and sessions aimed at providing guidance on navigating the coaching landscape.

### BACK TO THE FUTURE

- In 2025, the SEC will flip its eight conference opponents from home and road sites. This means Vanderbilt is slated to host Auburn, Kentucky, LSU and Missouri, while the Dores will travel to Alabama, South Carolina, Tennessee and Texas.
- For the nonconference slate, Vanderbilt will return the game with Virginia Tech, visiting Blacksburg, Virginia. The Dores will then play home games against Charleston Southern, Georgia State and Colorado State to round out the schedule.
- In 2026, Vanderbilt has three nonconference opponents lined-up: Austin Peay, Delaware and NC State.

### SEW ON THE GRAD PATCH

- Vanderbilt features 21 student-athletes this season who have already earned at least an undergraduate degree. Those players are denoted on the field with a "Graduate" banner on their SEC uniform patch.
- While the group does primarily include graduate transfers, four student-athletes have earned their undergraduate degree from Vanderbilt — Christian James, Gage Pitchford, Tyson Russell and Kevo Wesley.
- James has already earned two Vanderbilt degrees, majoring in human and organizational development as an undergrad before earning a master's in marketing.
- Pitchford earned his undergraduate degree in three years, majoring in engineering science. He was the recipient of the Stein Stone Memorial Award, given by the School of Engineering to a senior who earned a varsity letter and made the most satisfactory scholastic and extra-mural progress as an undergraduate.
- Russell graduated in December 2023, majoring in human and organizational development.
- Wesley earned his undergraduate degree in May 2024 as a political science major.

### GRADUATE STUDENT-ATHLETES



Emmanuel Adebi	Steven Losoya
Julian Ashby	Jesse Mirco
Hayden Bray	Chase Mitchell
Will Conley	Diego Pavia
Mark Davis	Gage Pitchford
Aeneas DiCosmo	Tyson Russell
Loic Founouji	Eli Stowers
Maurice Hampton	Kevo Wesley
Steven Hubbard	Darien Wiley
Christian James	Zaylin Wood
Moni Jones	

### SO LONG, OLE FRIENDS

- With the addition of Texas and Oklahoma to the Southeastern Conference this fall, the league has moved away from divisional play. As a result, the Vanderbilt schedule said goodbye to some long-time SEC foes.
- Vanderbilt and Ole Miss will not meet for the first time since 1969. The teams played annually and were then paired as permanent crossover opponents when the league went to divisions. Ole Miss is the second-most common opponent in Vanderbilt history, trailing only Tennessee.
- The Commodores also see former SEC East mates Georgia and Florida off the schedule. Vandy and Georgia met annually from 1968-2023, with the exception of the 2020 Covid season. The Dores and Florida played every season since 1992.
- With the changes, Vanderbilt will travel to LSU for the first time since 2009 and Auburn for the first time since 2016. Alabama will be making its first trip to Nashville since 2017 and just the second visit to Music City since 2007.
- Vanderbilt drew Texas as its newcomer for 2024 and 2025. This fall's meeting was the first since 1928 and Texas' first trip to Vandy since 1925. The Dores lead the all-time series with the Longhorns, 8-4-1.

### HAIL TO THEE OUR ALMA MATER

- Head coach Clark Lea, a "Double Dore" with undergraduate and master's degrees from Vanderbilt, is one of eight Power 4 head coaches leading their alma mater.
- In addition, Vice Chancellor and Athletics Director Candice Storey Lee holds three degrees from Vanderbilt, where she was a member of the women's basketball team from 1996-2002.
- With the combination of Lea and Lee, Vanderbilt is one of just two Power 4 institutions where both the athletics director and football coach are graduates of their current employer. Oklahoma State athletics director Chad Weiberg and head coach Mike Gundy are both graduates of OSU.

### FBS Head Coaches at Alma Mater

Coach	School
Jeff Brohm	Louisville
Mario Cristobal	Miami (Fla.)
Kenny Dillingham	Arizona State
DeShaun Foster	UCLA
Mike Gundy	Oklahoma State
Brent Key	Georgia Tech
Clark Lea	Vanderbilt
Kirby Smart	Georgia

## VANDY UNITED

- The Vandy United project takes another step forward this fall, with several areas of the FirstBank Stadium renovations completed.
- In the north end zone, new premium seating is now open. The new sections expand premium options beyond the suites and Bridge area beneath the press box, and sold out in advance of the season.
- Atop the north end zone building sits a new LED video board from CTS and Elite Displays. The 30x84-foot video board uses 8mm SMD technology with a resolution of 1152x3200 pixels for crystal-clear images.
- Alongside the video board is a new speaker array from L-Acoustics. The system includes 24 K2 Line Array speakers, 16 KS28 sub speakers, 13 A15 speakers and 12 amplifiers delivering 168,000 watts of power for the primary audio system. L-Acoustics and Fulcrum Acoustic are providing supplementary fill speakers throughout the stadium to ensure coverage and intelligibility are consistent in the entire seating bowl.
- The north end zone building will also receive 230 feet of 10mm ribbon displays.
- Once completed, the north end zone building will house Vanderbilt's men's and women's basketball teams. The operations center will include two practice gyms, locker rooms and lounges, a weight room and athletic training facility, while maintaining convenient access to historic Memorial Gymnasium.
- Underneath FirstBank Stadium, a new visiting team locker room area has been completed.
- In 2025, the south end zone will bring additional premium seating to FirstBank Stadium including living room boxes, loge boxes, club seating, field-level seating, founders' suites, club suites and open-air tailgate suites.
- The south end zone building will also house a new football game day locker room and student-athlete training table and dining facility for all varsity teams.



*View from the new north end zone premium section, open this fall.*



*Rendering of the completed south end zone facility, opening fall 2025.*



*Exterior rendering of the completed renovations at FirstBank Stadium.*

# V VANDERBILT

- 97%** Student body retention rate
- 83%** Students graduating with no debt
- 65%** Undergraduate students receiving financial aid
- \$366** Million in student aid (2022-23)
- \$3.2** Billion goal for Dare to Grow campaign
- #1** Financial Aid (Princeton Review, 2018)
- #2** Happiest students (Princeton Review, 2018)
- #5** Most Beautiful Campus (Princeton Review, 2023)
- #10** Most Innovative University (Reuters)
- 7:1** Student-to-Faculty Ratio

## Nashville MUSIC CITY

- #1** Top Travel Destination in the World (National Geographic)
- #1** Best Live Music Cities (Fifty Grande)
- 3** Top 10 Music Museums (USA Today)
  1. The Johnny Cash Museum
  8. Patsy Cline Museum
  9. Country Music Hall of Fame and Museum
- #7** Top Destinations in the United States (Trip Advisor)
- #8** Best Cities in the United States (Conde Nast Traveler)
- #8** Readers' 15 Favorite Cities in the U.S. (Travel + Leisure)
- #10** Essential Drives for a U.S. Road Trip (National Geographic)
- #6** Best Food Destinations in the U.S. (Trip Advisor)
- #5** South's Best Cities (Southern Living)
- +2m** Over two million Nashville area residents
- 5** Fortune 500 companies call Nashville home
- 13** Fortune 1000 companies headquartered in Nashville

## VUFB

- 1890** First season
- 10** One of 10 charter members still in the SEC
- 4** College Football Hall of Fame coaches
- 8** Undefeated seasons
- 14** Conference championships
- 1922** Opening of FirstBank Stadium, then Dudley Field, as the first football-specific stadium in the South
- 8** NFL starters who played for Clark Lea
 

*Including: Drue Tranquill, Jeremiah Owusu-Koramoah, Zaire Franklin, Kyle Hamilton and Julian Love*
- 18** NFL offensive linemen developed by Chris Klenakis
 

*Including: Alvin Bailey, John Miller, Joel Bitonio, Jeremy Bridges, Shar Pourdanesh, DeMarcus Love, Harvey Dahl, Jason Jimenez, Travis Swanson, Geron Christian, Ray Dominguez, Tony Moll*
- 59** NFL draft picks trained under Robert Stiner
 

*Including: Dak Prescott, Kyren Williams, Chris Jones, Drake London, Kyle Hamilton, Julian Love, Drue Tranquill, Michael Mayer, Jeremiah Owusu-Koramoah, Darius Slay*
- +89** Vanderbilt's improvement in Special Teams Efficiency ranking from 2021 to 2023
- +77** Tim Beck's improvement in total offense rank from his first to second year at New Mexico State
- 175** Wins as a head coach by Jerry Kill

## DORES IN THE NFL



### KHARI BLASINGAME Fullback

- Played in two games in 2024
- Rushed eight times for 26 yards, caught three passes
- Appeared in 66 career games over five seasons with Bears and Titans



### OREN BURKS Linebacker

- Played in seven games in 2024
- Made two tackles in 2024
- Signed a one-year contract with the Eagles in March
- Reached Super Bowl LVIII with 49ers, making five total tackles against the Chiefs
- Played in 15 games in 2023, recording 46 tackles, one sack and one interception
- Appeared in 98 career games with 15 starts over six seasons with 49ers and Packers



### ADAM BUTLER Defensive Tackle

- Played in eight games with seven starts for the Raiders in 2024
- Made 31 tackles, 20 solo tackles, two QB hits, and one tackle for loss in 2024
- Appeared in 105 career games with 20 starts over six seasons with Raiders, Dolphins and Patriots



### MATTHEW HAYBALL Punter

- Played in eight games in 2024
- Holds a punting average of 44.9 yards on 35 punts with a long of 59 yards
- Has landed 19 punts inside the 20-yard line
- Signed a three-year contract with the Saints in April as an undrafted free agent



### JAYLEN MAHONEY Safety

- Played in three games in 2024
- Made his NFL debut in Week 4 vs. New England, making one tackle
- Opened 2024 season on practice squad with 49ers before joining active roster
- Made two tackles in 2024



### JORDAN MATTHEWS Tight End

- Played in two games with one start to open 2024 season
- Signed with Panthers practice squad during 2023 season and had four catches in first two preseason games
- Played in 79 games over seven seasons with Eagles and Bills, making 274 catches for 3,288 yards and 22 touchdowns



### DAYO ODEYINGBO Defensive End

- Appeared in eight games with five starts in 2024
- Has recorded 15 tackles, 10 QB hits, five tackles for loss, and three sacks in 2024
- In 2023, finished third on the team with eight sacks, adding 38 tackles, two forced fumbles and two fumble recoveries
- Appeared in 52 games with 90 tackles over four seasons since being a second-round pick of the Colts in 2021



### ANFERNEE ORJI Linebacker

- Played in eight games with one start games in 2024
- Collected 23 tackles through eight games during 2024 season
- Signed with the Saints as an undrafted free agent in 2023
- Spent 2023 on the New Orleans practice squad



### TRENT SHERFIELD Wide Receiver

- Played in seven games in 2024
- Has made four catches for 43 yards in 2024
- Played in 17 games for the Bills in 2023, helping Buffalo to the divisional round of the playoffs
- Made 11 receptions for 22 yards and a touchdown in 2023
- Appeared in 102 games over seven seasons with Bills, Dolphins, 49ers and Cardinals, making 82 career catches for 973 yards



### JUSTIN SKULE Offensive Tackle

- Played in eight games with four starts in 2024
- Appeared in all 19 games for the Buccaneers in 2023, including Tampa's two playoff games
- Played in 57 career games over with 16 starts over five seasons with Buccaneers and 49ers



### KE'SHAWN VAUGHN Running Back

- Opened 2024 season on practice squad with 49ers
- Played in six games for Tampa Bay in 2023 before being waived and signing to the Patriots' practice squad in December
- Appeared in 43 games over four seasons for the Buccaneers, rushing for 384 yards and a touchdown
- Won Super Bowl LV as a rookie with Tampa Bay

## QUICK FACTS

<b>Name</b>	Vanderbilt University
<b>Location</b>	Nashville, Tenn.
<b>Founded</b>	1873
<b>Enrollment</b>	7,151 (undergraduate) • 13,710 (total)
<b>Nickname</b>	Commodores
<b>Colors</b>	Black & Gold
<b>Stadium</b>	FirstBank Stadium (28,934)
<b>Surface</b>	Artificial • Shaw Sports Powerblade
<b>Conference</b>	Southeastern
<b>Affiliation</b>	NCAA Division I FBS
<b>Chancellor</b>	Daniel Diermeier
<b>Vice Chancellor/Athletics Director</b>	Candice Storey Lee
<b>Faculty Athletics Rep</b>	Tracey George
<b>Website</b>	<a href="http://VUCommodores.com">VUCommodores.com</a>

## COACHING STAFF

<b>Head Coach</b>	Clark Lea (Vanderbilt '04 • 4th season)
<b>Chief Consultant to the Head Coach • Senior Offensive Advisor</b>	Jerry Kill (Southwestern College '83 • 1st season)
<b>Offensive Coordinator</b>	Tim Beck (Pittsburg State '88 • 1st season)
<b>Associate Defensive Coordinator • Secondary</b>	Steve Gregory (Syracuse '06 • 1st season)
<b>Defensive Run Game Coordinator • Linebackers</b>	Nick Lezynski (Notre Dame '11 • 3rd season)
<b>Special Teams Coordinator • Tight Ends</b>	Jeff LePak (Eastern Illinois '14 • 1st season)
<b>Run Game Coordinator • Running Backs</b>	Ghaali Muhammad-Lankford (Wyoming '13 • 1st season)
<b>Assistant Coach • Defensive Ends</b>	Jovan Haye (Vanderbilt '07 • 7th season)
<b>Assistant Coach • Defensive Line</b>	Larry Black (Indiana '12 • 3rd season)
<b>Assistant Coach • Wide Receivers</b>	Alex Bailey (Youngstown State '07 • 3rd season)
<b>Assistant Coach • Safeties</b>	Melvin Rice (Northern Illinois '09 • 1st season)
<b>Assistant Coach • Cornerbacks</b>	Jamaal Richardson (Iowa State '18 • 1st season)
<b>Assistant Coach • Offensive Line</b>	Chris Klenakis (Carroll College '86 • 1st season)
<b>Tight Ends Coach</b>	Brendan Flaherty (Bridgewater State '15 • 4th season)
<b>Stars Coach</b>	Jimmy Thompson (Notre Dame '18 • 4th season)
<b>Quarterbacks Coach</b>	Garrett Altman (TCU '17 • 1st season)
<b>Asst. Defensive Line Coach • Pass Rush Specialist</b>	Seth Payne (Moravian '12 • 1st season)
<b>Specialists Coach • Special Teams Asst. Coach</b>	Shane Gallant (Bowling Green '17 • 1st season)
<b>Assistant Running Backs Coach</b>	Josh Adams (Notre Dame '20 • 2nd season)
<b>Assistant Offensive Line Coach</b>	Dylan Autenrieth (NC State '19 • 3rd season)
<b>Assistant Safeties Coach</b>	Arion Shinaver (Notre Dame '20 • 3rd season)
<b>Assistant Cornerbacks Coach</b>	Justin Harris (Vanderbilt '23 • 2nd season)
<b>Assistant Wide Receivers Coach</b>	Jafar Williams (Maryland '03 • 1st season)
<b>Director • Football Sports Performance</b>	Robert Stiner (Bellhaven '08 • 1st season)
<b>Assistant Director • Football Sports Performance</b>	Ian Bures (Plymouth State '15 • 1st season)
<b>Assistant Football Sports Performance Coach</b>	Demetrius Kemp (Wake Forest '19 • 4th season)
<b>Assistant Football Sports Performance Coach</b>	Hudson Stevens (Appalachian St. '22 • 2nd season)

## ABOUT THE COMMODORES

<b>2024 Captains</b>	Richie Hoskins, Langston Patterson, Diego Pavia, Marlen Sewell and CJ Taylor
<b>2023 Record • SEC Record/Finish</b>	2-10 • 0-8/7th East
<b>Starters Returning/Lost</b>	12/14 (5/6 Offense • 6/5 Defense • 1/3 ST)
<b>Letterwinners Returning/Lost</b>	42/30 (15/15 Offense • 26/12 Defense • 1/3 ST)
<b>Offensive System</b>	Multiple
<b>Defensive System</b>	4-2-5
<b>First Season</b>	1890
<b>All-Time Record</b>	623-667-50 (.482)
<b>Seasons</b>	135th
<b>Undefeated Seasons</b>	8
<b>Conference Titles</b>	14

## PRONUNCIATION GUIDE

A recording of each player pronouncing their own name is available at: [VUCommodores.com/VUFBnames](http://VUCommodores.com/VUFBnames)

No.	Name	Pos.	Pronunciation
45	Emmanuel Adebi	TE	ah-DAY-bee
11	Darren Agu	EDGE	AH-goo
42	Jake Balis	RB	BAY-liss
88	Boski Barrett	WR	BO-ski
19	Blaze Berlowtiz	QB	BER-low-itiz
74	Cameron Bosen	OL	BOW-zen
46	Simeon Boulware	DL	BOWL-ware
34	Johann Cardenas	RB	joe-HAN car-DEN-ahs
64	Delfin Xavier Castillo	OL	(drop Delfin) ex-ZAY-veer cas-TEE-oh
46	Mustafa Dannett	CB	dah-NET
0	Aeneas DiCosmo	DL	uh-NEE-iss
33	Boubacar Diakite	EDGE	boo-bah-car da-KA-tee
47	Isaiah Fontan	RB	fon-TAN
2	Randon Fontenette	STAR	RAN-don FAWN-ten-ette
11	Loic Fouonji	WR	low-IK FUN-jee
90	Ted Gregoire	DL	gre-GORE
39	Jackson Heis	WR	hice ( <i>rhymes with ice</i> )
25	Martel Hight	CB	hite
33	Moni Jones	RB	MAH-nee
41	Jamezell Lassiter	WR	JAMES-el
68	Steven Losoya	OL	la-SOY-uh
60	Duncan MacDonald	OL	mick-DON-ald
29	Jesse Mirco	P	MER-ko
5	Yilanan (Issa) Ouattara	DL	goes by E-sah • E-lan-in wah-TAH-ha
2	Diego Pavia	QB	PAH-vee-uh
43	Dominic Rezac	RB	REE-zak
24	Nick Rinaldi	LB	ruh-NAL-dee
40	Mason Rohmiller	K	ROW-mill-er
75	Misael Sandoval	OL	MEE-sah san-dah-VAL
14	Steven Sannineola	S	san-IN-nee-ALA
0	Junior Sherrill	WR	SHER-uhl
77	David Siegel	OL	SEE-gul
14	Jeremy St-Hilaire	QB	saint hill-AIR
12	Brennan Storer	QB	STORE-er
9	Eli Stowers	TE	STOW-ers ( <i>rhymes with hours</i> )
96	Khordae Sydnor	DL	core-DAY SID-nor
98	De'Marion Thomas	DL	duh-MAR-e-on
12	Jeffrey Ugochukwu	STAR	uh-GO-chew-kwu
79	Conor Weasler	OL	WEEZ-ler
78	Keegan Wechsler	OL	WEX-ler
52	Kevo Wesley	OL	KEY-vo
36	Alan Wright	CB	goes by Taco
95	Linus Zunk	DL	LINE-us



## WEEKLY MEDIA SCHEDULE

<b>Monday</b>	6 p.m.	<b>Commodore Hour</b> <i>Show airs at 6 p.m. on 102.5 The Game</i>
<b>Tuesday</b>	10:55 a.m. (approx.)	<b>Selected Student-Athletes Available</b> <i>Post-practice at McGugin Center (on-field)</i>
	1 p.m.	<b>Clark Lea Press Conference</b> <i>McGugin Center (Team Auditorium)</i> <i>Live on ESPN app, @VandyFootball (X) and Vanderbilt Athletics YouTube</i>
<b>Wednesday</b>	12:20 p.m.	<b>Clark Lea on SEC Zoom Teleconference</b> <i>Contact Michael Scholl (mike.scholl@vanderbilt.edu) for login information</i> <i>Teleconference begins at 10 a.m. CT</i>
<b>Thursday</b>	10:55 a.m. (approx.)	<b>Clark Lea Availability</b> <i>Post-practice at McGugin Center (on-field)</i>
<b>Friday</b>	--	<i>No Availability</i>
<b>Saturday</b>	Postgame	<b>Clark Lea &amp; Student-Athletes</b> <i>McGugin Center (Team Auditorium)</i>
<b>Sunday</b>	--	<i>No Availability</i>

## ATHLETICS COMMUNICATIONS

### Dawn Ellerbe

Assistant Vice Chancellor • Senior Associate Athletic Director • Communications  
Senior Woman Administrator

**Michael Scholl** Assistant Athletic Director • Communications  
*Primary Football Contact*

[mike.scholl@vanderbilt.edu](mailto:mike.scholl@vanderbilt.edu)  
574-876-6248

**Brian Fremund** Associate Athletic Director • Communications  
*Secondary Football Contact • Football Credentials • Swimming*

[brian.fremund@vanderbilt.edu](mailto:brian.fremund@vanderbilt.edu)  
251-623-3191

**Will Owens** Associate Communications Director  
*Football Visiting Team Liaison • Baseball*

[will.owens@vanderbilt.edu](mailto:will.owens@vanderbilt.edu)

**Jacob Bell** Associate Communications Director  
*Men's Basketball • Women's Golf*

[jacob.d.bell@vanderbilt.edu](mailto:jacob.d.bell@vanderbilt.edu)

**Laura Topp** Associate Communications Director  
*Lacrosse • Soccer*

[laura.topp@vanderbilt.edu](mailto:laura.topp@vanderbilt.edu)

**Chris Caskey** Associate Communications Director  
*Women's Basketball • Men's Golf*

[chris.caskey@vanderbilt.edu](mailto:chris.caskey@vanderbilt.edu)

**Pilar Ballough** Assistant Communications Director  
*Bowling • Track & Field/Cross Country*

[pilar.ballough@vanderbilt.edu](mailto:pilar.ballough@vanderbilt.edu)

**Blake Largent** June Stewart Fellow  
*Women's Tennis • Men's Tennis*

[jeffrey.b.largent@vanderbilt.edu](mailto:jeffrey.b.largent@vanderbilt.edu)

**Gavin Nevill** Strategic Projects Manager

**Amon Kehr** Manager • Visual Media

**Brendan Ross** Senior Content Lead • Football

**Ricardo Odum** Senior Graphic Designer

**Danny Burger** Videographer and Editor • Visual Media

**Pete Jonas** Content Creator

**Garrett Ohrenberg** Content Creator

## AVAILABILITY REPORTING



The Southeastern Conference has instituted student-athlete availability reporting for all conference games starting in 2024. Schools are required to submit daily reporting starting three days prior to each conference football game, with a final report 90 minutes prior to kickoff.

Reports can be viewed at: [SECSports.com/fbreports](https://SECSports.com/fbreports).

# collegepressbox

SINCE 2005 EVERYTHING BUT THE PREGAME MEAL

collegepressbox is the official media website for Division I football. Access and download game notes, quotes, statistics, media guides, headshots, logos and more for all FBS schools, conferences, postseason games, awards and the College Football Playoff. For access, please register for an account at [collegepressbox.com/register](https://collegepressbox.com/register).

## HONORS & AWARDS

### VANDERBILT Commodores

- Two-time FWAA Cheez-It National Team of the Week (Sept. 3, Oct. 7)

### CLARK LEA HC/DC

- Dodd Trophy Coach of the Week (Oct. 7)
- Bear Bryant Award Coach of the Week (Oct. 8)
- Bear Bryant Coach of the Year Watch List (Oct. 16)
- AP Midseason Coach of the Year (Oct. 16)

### SEDRICK ALEXANDER RB

- Earl Campbell Tyler Rose Award Watch List
- Earl Campbell Tyler Rose Award Player of the Week Honorable Mention (Oct. 8)

### JULIAN ASHBY LS

- Patrick Mannelly Award Watch List

### MILES CAPERS EDGE

- SEC Defensive Lineman of the Week (Oct. 7)

### DONTAE CARTER S

- Preseason True Freshman All-American (247Sports)

### MARK DAVIS CB

- Senior Bowl Watch List
- East-West Shrine Bowl 1000

### LOIC FOUONJI WR

- East-West Shrine Bowl 1000

### GUNNAR HANSEN OL

- Senior Bowl Watch List
- SEC Offensive Player of the Week (Oct. 7)
- Outland Trophy Player of the Week (Oct. 8)

### MARTEL HIGHT CB

- Jet Award Mid-Season Watch List (Oct. 16)

### RICHIE HOSKINS WR

- Team captain
- Wuerffel Trophy Watch List
- AFC Good Works Team Nominee
- Burlsworth Trophy Walk-On of the Week (Oct. 15)

### BRYAN LONGWELL LB

- Two-time TSWA Defensive Player of the Week (Sept. 3, Oct. 8)
- Lott Impact Trophy Player of the Week (Oct. 9)

### STEVEN LOSOYA OL

- Senior Bowl Watch List
- East-West Shrine Bowl 1000
- Pro Football Focus National & SEC Teams of the Week (Oct. 22)

### CHASE MITCHELL OL

- Pro Football Focus National & SEC Teams of the Week (Oct. 22)

### JESSE MIRCO P

- Ray Guy Award Watch List

### LANGSTON PATTERSON LB

- Team captain
- Preseason All-SEC (Athlon; third team)
- Preseason All-SEC (Phil Steele; fourth team)

### DIEGO PAVIA QB

- Team captain
- The Athletic Top 100 Transfers
- East-West Shrine Bowl 1000
- Maxwell Award Watch List
- Manning Award Watch List
- Two-time SEC Offensive Player of the Week (Sept. 2, Oct. 7)
- Manning Award Star of the Week (Sept. 3)
- Davey O'Brien Great 8 (Sept. 3)
- TSWA Offensive Player of the Week (Sept. 3)
- Davey O'Brien National Quarterback of the Week (Oct. 8)
- Maxwell Award Player of the Week (Oct. 8)

### GLENN SEABROOKS III DL

- Pro Football Focus SEC Team of the Week (Sept. 16)

*Continued on next page.*

## HONORS & AWARDS

### MARLEN SEWELL S

- Team captain

### QUINCY SKINNER JR. WR

- Senior Bowl Watch List

### ELI STOWERS TE

- Biletnikoff Watch List
- Pro Football Focus National & SEC Teams of the Week (Sept. 16)
- Pro Football Focus National & SEC Teams of the Week (Oct. 22)
- Earl Campbell Tyler Rose Award Watch List
- Earl Campbell Tyler Rose Award Honorable Mention List (Oct. 8)
- Earl Campbell Tyler Rose Award Honorable Mention List (Oct. 22)
- Senior Bowl Watch List
- East-West Shrine Bowl 1000
- The Athletic 2024 Freaks List

### BROCK TAYLOR K

- Two-time SEC Special Teams Player of the Week (Oct. 7, Oct. 14)

### CJ TAYLOR S

- Team captain
- Bednarik Award Watch List
- Preseason All-SEC (Phil Steele; third team)
- Preseason All-SEC (Athlon; third team)
- Senior Bowl Watch List
- East-West Shrine Bowl 1000

### KOLBEY TAYLOR CB

- The Athletic 2024 Freaks List

### DE'RICKEY WRIGHT S

- Preseason All-SEC (Athlon; fourth team)
- Senior Bowl Watch List
- East-West Shrine Bowl 1000
- Hula Bowl Defensive Player of the Week (Oct. 16)

# ROSTER • NUMERICAL

No.	Name	Pos.	Ht.	Wt.	Yr.	Hometown	Previous School
0	Aeneas DiCosmo	DL	6-3	247	Gr.	Montclair, N.J.	Bergen Catholic/Stanford
0	Junior Sherrill	WR	5-11	188	So.	Nashville, Tenn.	Lipscomb Academy
1	CJ Taylor	S	6-1	205	Sr.	McMinnville, Tenn.	Warren County
1	Dariyan Wiley	WR	6-1	200	Gr.	Atlanta, Ga.	Douglas County/Louisiana-Monroe
2	Randon Fontenette	STAR	6-2	220	So.	Freeport, Texas	Brazosport/TCU
2	Diego Pavia	QB	6-0	207	Gr.	Albuquerque, N.M.	Volcano Vista/New Mexico State
3	Quincy Skinner Jr.	WR	6-2	205	Sr.	Pompano Beach, Fla.	St. Thomas Aquinas
4	Bryan Longwell	LB	6-1	227	So.	Nashville, Tenn.	Lipscomb Academy
5	Richie Hoskins	WR	6-1	196	Sr.	Lake Forest, Ill.	Lake Forest/Middlebury
5	Yılanan Ouattara	DL	6-7	311	Jr.	Cologne, Germany	Cologne Crocodiles
6	Kolbey Taylor	CB	6-3	190	Sr.	Ft. Lauderdale, Fla.	Pasadena Memorial (Texas)/Wyoming
7	Drew Dickey	QB	6-1	210	Jr.	Austin, Texas	Regents School
7	Marlen Sewell	S	6-1	198	Sr.	Birmingham, Ala.	Shades Valley
8	Nate Johnson	QB	6-1	196	Jr.	Fresno, Calif.	Clovis/Utah
8	Tyson Russell	CB	5-11	185	Gr.	Plantation, Fla.	St. Thomas Aquinas
9	Eli Stowers	TE	6-4	235	Gr.	Denton, Texas	Denton Guyer/New Mexico State
10	Whit Muschamp	QB	6-1	190	Fr.	Columbia, S.C.	Baylor School (Tenn.)
10	Langston Patterson	LB	6-1	230	Jr.	Nashville, Tenn.	Christ Presbyterian Academy
11	Darren Agu	EDGE	6-6	249	Jr.	London, England	Rabun-Gap Nacoochee (Ga.)
11	Loic Fouonji	WR	6-4	215	Gr.	Midland, Texas	Midland Lee/Texas Tech
12	Brennan Storer	QB	5-11	198	So.	Dallas, Texas	Highland Park
12	Jeffrey Ugochukwu	STAR	6-1	205	Jr.	Richmond, Texas	George Ranch
13	Chase Gillespie	RB	5-10	200	Jr.	Tallahassee, Fla.	Amos P. Godby
14	Steven Sannieniola	S	6-2	205	Jr.	Bowie, Md.	Quince Orchard
14	Jérémy St-Hilaire	QB	6-4	220	Fr.	Montréal, Canada	McCallie School (Tenn.)
15	Jeremiah Dillon	WR	6-1	191	Jr.	Tylertown, Miss.	Tylertown/Ole Miss
15	Zaylin Wood	DL	6-0	280	Gr.	Bowdon, Ga.	Heard County/Middle Tennessee
16	Cole Spence	TE	6-7	250	Jr.	Roswell, Ga.	Mount Pisgah Christian
17	Mark Davis	CB	6-2	196	Gr.	Bradenton, Fla.	Braden River/Southern Illinois
18	Jalen Gilbert	S	6-0	190	So.	Round Rock, Texas	Round Rock
18	Hayden Moses	QB	5-9	163	Sr.	Hollis, N.H.	Brighton Academy/Grinnell
19	Blaze Berlowitz	QB	6-3	205	So.	Cushing, Okla.	Cushing/New Mexico State
19	De'Rickey Wright	S	6-4	229	Gr.	Gadsden, Ala.	Gadsden
20	Prince Kollie	LB	6-1	227	Sr.	Jonesborough, Tenn.	David Crockett/Notre Dame
21	Dontae Carter	S	6-1	185	Fr.	San Antonio, Texas	Byron P. Steele
22	Bryce Cowan	LB	6-4	231	Jr.	Tallahassee, Fla.	Amos P. Godby
23	AJ Newberry	RB	6-1	197	So.	Grand Prairie, Texas	South Grand Prairie
24	Nick Rinaldi	LB	6-3	234	Jr.	Dover, Mass.	Dover-Sherborn
25	Martel Hight	CB	6-0	180	So.	Rome, Ga.	Rome
26	Micah Bell	WR	5-10	177	So.	Houston, Texas	Kinkaid School/Notre Dame
26	Alvin Williamson Jr.	CB	6-0	200	Fr.	Cibolo, Texas	Byron P. Steele
27	Jaylin Lackey	CB	6-0	198	Fr.	Atlanta, Ga.	South Gwinnett
28	Sedrick Alexander	RB	5-9	200	So.	Austin, Texas	LBJ
28	Thomas Jones	CB	5-11	183	Fr.	Smyrna, Tenn.	Smyrna
29	Miles Capers	EDGE	6-4	235	Sr.	Sumter, S.C.	Sumter
29	Jesse Mirco	P	6-4	222	Gr.	Fremantle, W. Australia	ProKick Australia/Ohio State
30	Trudell Berry	CB	6-1	196	Jr.	Baytown, Texas	Lee
31	Tate Hamby	S	6-2	190	Fr.	West Monroe, La.	Ouachita Christian
32	Mason Carter	EDGE	6-5	234	Fr.	Jacksonville, Fla.	Baldwin
33	Boubacar Diakite	EDGE	6-4	239	Jr.	Birmingham, Ala.	Pinson Valley
33	Moni Jones	RB	6-2	225	Gr.	Tulsa, Okla.	Memorial/New Mexico State
34	Johann Cardenas	RB	6-0	223	Fr.	Katy, Texas	Saint Thomas
34	Maurice Hampton	STAR	6-0	218	Gr.	Memphis, Tenn.	University School/Memphis
35	Payne Daniel	S	5-11	170	So.	Nashville, Tenn.	Montgomery Bell Academy
36	Alan Wright	CB	6-0	185	Sr.	Fayetteville, Ga.	Woodward Academy
37	Ty Burd	WR	6-1	175	So.	Nashville, Tenn.	Montgomery Bell Academy
37	Jailen Ruth	EDGE	6-3	212	So.	Hawthorne, Fla.	Hawthorne
38	Will Faris	K	6-1	160	Sr.	Dallas, Texas	Lake Highlands
39	Jackson Heis	WR	6-2	202	So.	Boston, Mass.	Highland Park (Texas)
39	Brail Lipford	STAR	5-9	180	Gr.	Chandler, Ariz.	Higley/Rocky Mountain College

No.	Name	Pos.	Ht.	Wt.	Yr.	Hometown	Previous School
40	Jamison Curtis	LB	6-1	239	Fr.	Saraland, Ala.	Saraland
40	Mason Rohmiller	K	6-1	195	Jr.	Fort Mitchell, Ky.	St. Xavier/San Diego
41	Jamezell Lassiter	WR	5-8	196	Fr.	Providence, R.I.	La Salle Academy
42	Jake Balis	RB	5-9	200	Fr.	Granger, Ind.	Penn
42	Callahan Blair	EDGE	6-4	219	Fr.	Palm Harbor, Fla.	Calvary Christian Academy
43	Will Conley	K	6-1	195	Gr.	Chicago, Ill.	Jones College Prep
43	Dominic Rezac	RB	6-1	190	Jr.	Omaha, Neb.	Westside
44	Gabe Fisher	FB/TE	6-1	240	So.	Nashville, Tenn.	Montgomery Bell Academy
45	Emmanuel Adebisi	TE	6-5	266	Gr.	Wilmington, Del.	Wilmington Friends School/Cornell
45	Ty Bartholomew	LB	6-1	212	So.	Nashville, Tenn.	Montgomery Bell Academy
46	Mustafa Dannett	CB	6-0	175	Jr.	New London, Conn.	New London
47	Isaiah Fontan	RB	5-7	202	Jr.	Hartford, Conn.	Capital Prep
48	Julian Ashby	LS	6-1	221	Gr.	Lilburn, Ga.	Parkview/Furman
48	Larry Benton III	TE	6-4	221	Fr.	Cypress, Texas	St. Thomas
49	Simeon Boulware	DL	6-5	246	Fr.	Dacula, Ga.	Dacula
49	Elijah Rooney	TE	6-5	220	Fr.	New Smyrna Beach, Fla.	New Smyrna Beach
50	Chase Mitchell	OL	6-4	320	Gr.	Washington, Pa.	Washington/Liberty
51	Daniel Gaw	LS	6-2	230	Sr.	Nashville, Tenn.	Montgomery Bell Academy
52	Kevo Wesley	OL	6-4	317	Gr.	Chicago, Ill.	Curie
53	Glenn Seabrooks III	DL	6-3	340	Fr.	Nashville, Tenn.	Davidson Academy
54	Steven Hubbard	OL	6-3	330	Gr.	Houston, Texas	Benjamin O. Davis/Texas-El Paso
55	Gunnar Hansen	OL	6-5	330	Sr.	Boca Raton, Fla.	St. Thomas Aquinas
57	Max Fisher	OL	6-2	311	So.	Nashville, Tenn.	Montgomery Bell Academy/Trinity (Texas)
58	Carson Casteel	LB	6-2	222	Sr.	Florence, Ala.	Florence/Michigan State
60	Duncan MacDonald	OL	6-5	295	Jr.	Newbury, Mass.	Milton Academy
62	CJ Williams	OL	6-6	331	Fr.	Amityville, N.Y.	Deerfield Academy (Mass.)
63	Jacob Katona	DL	6-5	264	Sr.	Birmingham, Ala.	Oak Mountain/Stanford
64	Delfin Xavier Castillo	OL	6-5	361	Sr.	Kissimmee, Fla.	Osceola
66	Anthony Miles	OL	6-5	321	So.	Birmingham, Ala.	Ramsay
68	Steven Losoya	OL	6-3	324	Gr.	Nashville, Tenn.	Overton/Mississippi State
69	Cooper Starks	OL	6-5	329	So.	Girard, Ill.	North Mac
70	Cade McConnell	OL	6-5	315	Jr.	Choctaw, Okla.	Choctaw/Minnesota
71	Gage Pitchford	OL	6-6	315	Gr.	Newnan, Ga.	East Coweta
72	Josh Raymond	OL	6-4	298	Fr.	Orlando, Fla.	Lake Mary
73	Charlie Clark	OL	6-7	316	Sr.	Madison, Wis.	Edgewood
74	Cameron Bosen	OL	6-6	318	Fr.	Brentwood, Tenn.	Ravenwood
75	Misael Sandoval	OL	6-6	337	So.	Chula Vista, Calif.	St. Augustine
76	Grayson Morgan	OL	6-5	292	Jr.	Nashville, Tenn.	Montgomery Bell Academy
77	David Siegel	OL	6-6	300	Jr.	New Canaan, Conn.	The Hun School (N.J.)
78	Keegan Wechsler	OL	6-2	281	So.	Frisco, Texas	Legacy Christan Academy
79	Conor Weasler	P	6-0	181	So.	Kentfield, Calif.	Redwood
80	Tristen Brown	WR	5-10	185	Fr.	Houston, Texas	Lamar
81	Hutch Baird	WR	6-1	197	Sr.	Concord, Ohio	Mentor/Johns Hopkins
82	Brycen Coleman	WR	6-5	210	Fr.	Ocean City, Md.	Decatur
83	Derek Kee	WR	6-4	190	So.	Trenton, Tenn.	Peabody
84	Kamrean Johnson	TE	6-5	230	So.	Mobile, Ala.	Theodore
85	Landon Wells	WR	5-10	180	Jr.	Brentwood, Tenn.	Brentwood Academy
86	Witt Edwards	WR	6-5	200	Fr.	Fairfax, Okla.	Wagoner
87	Joseph McVay	WR	6-1	200	Fr.	Earle, Ark.	Earle
88	Boski Barrett	WR	5-11	175	Fr.	Knoxville, Tenn.	Webb School
88	Brock Taylor	K	6-1	161	So.	Knoxville, Tenn.	Knoxville Catholic
90	Ted Gregoire	DL	6-3	327	So.	Roselle, N.J.	Hudson Catholic
91	Christian James	DL	6-4	290	Gr.	Memphis, Tenn.	Christian Brothers
92	Evan Herrmann	DL	6-6	225	So.	Sussex, Wis.	Hamilton
94	Bradley Mann	DL	6-6	288	Jr.	Jacksonville, Fla.	The Bolles School
95	Linus Zunk	DL	6-6	263	Jr.	Berlin, Germany	Rabun Gap-Nacoochee (Ga.)
96	Khordae Sydnor	DL	6-4	266	Sr.	Harlem, N.Y.	Iona Prep/Purdue
97	Hayden Bray	EDGE	6-7	277	Gr.	Austin, Texas	Westlake/Oklahoma
98	De'Marion Thomas	DL	6-2	334	So.	Tulsa, Okla.	Union
99	Devin Lee	DL	6-2	290	Sr.	McDonough, Ga.	Ola

# ROSTER • ALPHABETICAL

No.	Name	Pos.	Ht.	Wt.	Yr.	Hometown	Previous School
45	Emmanuel Adebisi	TE	6-5	266	Gr.	Wilmington, Del.	Wilmington Friends School/Cornell
11	Darren Agu	EDGE	6-6	249	Jr.	London, England	Rabun-Gap Nacoochee (Ga.)
28	Sedrick Alexander	RB	5-9	200	So.	Austin, Texas	LBJ
48	Julian Ashby	LS	6-1	221	Gr.	Lilburn, Ga.	Parkview/Furman
81	Hutch Baird	WR	6-1	197	Sr.	Concord, Ohio	Mentor/Johns Hopkins
42	Jake Balis	RB	5-9	200	Fr.	Granger, Ind.	Penn
88	Boski Barrett	WR	5-11	175	Fr.	Knoxville, Tenn.	Webb School
45	Ty Bartholomew	LB	6-1	212	So.	Nashville, Tenn.	Montgomery Bell Academy
26	Micah Bell	WR	5-10	177	So.	Houston, Texas	Kinkaid School/Notre Dame
48	Larry Benton III	TE	6-4	221	Fr.	Cypress, Texas	St. Thomas
19	Blaze Berlowitz	QB	6-3	205	So.	Cushing, Okla.	Cushing/New Mexico State
30	Trudell Berry	CB	6-1	196	Jr.	Baytown, Texas	Lee
42	Callahan Blair	EDGE	6-4	219	Fr.	Palm Harbor, Fla.	Calvary Christian Academy
74	Cameron Bosen	OL	6-6	318	Fr.	Brentwood, Tenn.	Ravenwood
49	Simeon Boulware	DL	6-5	246	Fr.	Dacula, Ga.	Dacula
97	Hayden Bray	EDGE	6-7	277	Gr.	Austin, Texas	Westlake/Oklahoma
80	Tristen Brown	WR	5-10	185	Fr.	Houston, Texas	Lamar
37	Ty Burd	WR	6-1	175	So.	Nashville, Tenn.	Montgomery Bell Academy
29	Miles Capers	EDGE	6-4	235	Sr.	Sumter, S.C.	Sumter
34	Johann Cardenas	RB	6-0	223	Fr.	Katy, Texas	Saint Thomas
21	Dontae Carter	S	6-1	185	Fr.	San Antonio, Texas	Byron P. Steele
32	Mason Carter	EDGE	6-5	234	Fr.	Jacksonville, Fla.	Baldwin
58	Carson Casteel	LB	6-2	222	Sr.	Florence, Ala.	Florence/Michigan State
64	Delfin Xavier Castillo	OL	6-5	361	Sr.	Kissimmee, Fla.	Osceola
73	Charlie Clark	OL	6-7	316	Sr.	Madison, Wis.	Edgewood
82	Brycen Coleman	WR	6-5	210	Fr.	Ocean City, Md.	Decatur
43	Will Conley	K	6-1	195	Gr.	Chicago, Ill.	Jones College Prep
22	Bryce Cowan	LB	6-4	231	Jr.	Tallahassee, Fla.	Amos P. Godby
40	Jamison Curtis	LB	6-1	239	Fr.	Saraland, Ala.	Saraland
35	Payne Daniel	S	5-11	170	So.	Nashville, Tenn.	Montgomery Bell Academy
46	Mustafa Dannett	CB	6-0	175	Jr.	New London, Conn.	New London
17	Mark Davis	CB	6-2	196	Gr.	Bradenton, Fla.	Bradenton River/Southern Illinois
33	Boubacar Diakite	EDGE	6-4	239	Jr.	Birmingham, Ala.	Pinson Valley
7	Drew Dickey	QB	6-1	210	Jr.	Austin, Texas	Regents School
0	Aeneas DiCosmo	DL	6-3	247	Gr.	Montclair, N.J.	Bergen Catholic/Stanford
15	Jeremiah Dillon	WR	6-1	191	Jr.	Tylertown, Miss.	Tylertown/Ole Miss
86	Witt Edwards	WR	6-5	200	Fr.	Fairfax, Okla.	Wagoner
38	Will Faris	K	6-1	160	Sr.	Dallas, Texas	Lake Highlands
44	Gabe Fisher	FB/TE	6-1	240	So.	Nashville, Tenn.	Montgomery Bell Academy
57	Max Fisher	OL	6-2	311	So.	Nashville, Tenn.	Montgomery Bell Academy/Trinity (Texas)
47	Isaiah Fontan	RB	5-7	202	Jr.	Hartford, Conn.	Capital Prep
2	Randon Fontenette	STAR	6-2	220	So.	Freeport, Texas	Brazosport/TCU
11	Loic Fouonji	WR	6-4	215	Gr.	Midland, Texas	Midland Lee/Texas Tech
51	Daniel Gaw	LS	6-2	230	Sr.	Nashville, Tenn.	Montgomery Bell Academy
18	Jalen Gilbert	S	6-0	190	So.	Round Rock, Texas	Round Rock
13	Chase Gillespie	RB	5-10	200	Jr.	Tallahassee, Fla.	Amos P. Godby
90	Ted Gregoire	DL	6-3	327	So.	Roselle, N.J.	Hudson Catholic
31	Tate Hamby	S	6-2	190	Fr.	West Monroe, La.	Ouachita Christian
34	Maurice Hampton	STAR	6-0	218	Gr.	Memphis, Tenn.	University School/Memphis
55	Gunnar Hansen	OL	6-5	330	Sr.	Boca Raton, Fla.	St. Thomas Aquinas
39	Jackson Heis	WR	6-2	202	So.	Boston, Mass.	Highland Park (Texas)
92	Evan Herrmann	DL	6-6	225	So.	Sussex, Wis.	Hamilton
25	Martel Hight	CB	6-0	180	So.	Rome, Ga.	Rome
5	Richie Hoskins	WR	6-1	196	Sr.	Lake Forest, Ill.	Lake Forest/Middlebury
54	Steven Hubbard	OL	6-3	330	Gr.	Houston, Texas	Benjamin O. Davis/Texas-El Paso
91	Christian James	DL	6-4	290	Gr.	Memphis, Tenn.	Christian Brothers
84	Kamrean Johnson	TE	6-5	230	So.	Mobile, Ala.	Theodore
8	Nate Johnson	QB	6-1	196	Jr.	Fresno, Calif.	Clovis/Utah
33	Moni Jones	RB	6-2	225	Gr.	Tulsa, Okla.	Memorial/New Mexico State
28	Thomas Jones	CB	5-11	183	Fr.	Smyrna, Tenn.	Smyrna

No.	Name	Pos.	Ht.	Wt.	Yr.	Hometown	Previous School
63	Jacob Katona	DL	6-5	264	Sr.	Birmingham, Ala.	Oak Mountain/Stanford
83	Derek Kee	WR	6-4	190	So.	Trenton, Tenn.	Peabody
20	Prince Kollie	LB	6-1	227	Sr.	Jonesborough, Tenn.	David Crockett/Notre Dame
27	Jaylin Lackey	CB	6-0	198	Fr.	Atlanta, Ga.	South Gwinnett
41	Jamezell Lassiter	WR	5-8	196	Fr.	Providence, R.I.	La Salle Academy
99	Devin Lee	DL	6-2	290	Sr.	McDonough, Ga.	Ola
39	Brail Lipford	STAR	5-9	180	Gr.	Chandler, Ariz.	Higley/Rocky Mountain College
4	Bryan Longwell	LB	6-1	227	So.	Nashville, Tenn.	Lipscomb Academy
68	Steven Losoya	OL	6-3	324	Gr.	Nashville, Tenn.	Overton/Mississippi State
60	Duncan MacDonald	OL	6-5	295	Jr.	Newbury, Mass.	Milton Academy
94	Bradley Mann	DL	6-6	288	Jr.	Jacksonville, Fla.	The Bolles School
70	Cade McConnell	OL	6-5	315	Jr.	Choctaw, Okla.	Choctaw/Minnesota
87	Joseph McVay	WR	6-1	200	Fr.	Earle, Ark.	Earle
66	Anthony Miles	OL	6-5	321	So.	Birmingham, Ala.	Ramsay
29	Jesse Mirco	P	6-4	222	Gr.	Fremantle, W. Australia	ProKick Australia/Ohio State
50	Chase Mitchell	OL	6-4	320	Gr.	Washington, Pa.	Washington/Liberty
76	Grayson Morgan	OL	6-5	292	Jr.	Nashville, Tenn.	Montgomery Bell Academy
18	Hayden Moses	QB	5-9	163	Sr.	Hollis, N.H.	Brighton Academy/Grinnell
10	Whit Muschamp	QB	6-1	190	Fr.	Columbia, S.C.	Baylor School (Tenn.)
23	AJ Newberry	RB	6-1	197	So.	Grand Prairie, Texas	South Grand Prairie
5	Yilanan Ouattara	DL	6-7	311	Jr.	Cologne, Germany	Cologne Crocodiles
10	Langston Patterson	LB	6-1	230	Jr.	Nashville, Tenn.	Christ Presbyterian Academy
2	Diego Pavia	QB	6-0	207	Gr.	Albuquerque, N.M.	Volcano Vista/New Mexico State
71	Gage Pitchford	OL	6-6	315	Gr.	Newnan, Ga.	East Coweta
72	Josh Raymond	OL	6-4	298	Fr.	Orlando, Fla.	Lake Mary
43	Dominic Rezac	RB	6-1	190	Jr.	Omaha, Neb.	Westside
24	Nick Rinaldi	LB	6-3	234	Jr.	Dover, Mass.	Dover-Sherborn
40	Mason Rohmiller	K	6-1	195	Jr.	Fort Mitchell, Ky.	St. Xavier/San Diego
49	Elijah Rooney	TE	6-5	220	Fr.	New Smyrna Beach, Fla.	New Smyrna Beach
8	Tyson Russell	CB	5-11	185	Gr.	Plantation, Fla.	St. Thomas Aquinas
37	Jailen Ruth	EDGE	6-3	212	So.	Hawthorne, Fla.	Hawthorne
75	Misael Sandoval	OL	6-6	337	So.	Chula Vista, Calif.	St. Augustine
14	Steven Sannieniola	S	6-2	205	Jr.	Bowie, Md.	Quince Orchard
53	Glenn Seabrooks III	DL	6-3	340	Fr.	Nashville, Tenn.	Davidson Academy
7	Marlen Sewell	S	6-1	198	Sr.	Birmingham, Ala.	Shades Valley
0	Junior Sherrill	WR	5-11	188	So.	Nashville, Tenn.	Lipscomb Academy
77	David Siegel	OL	6-6	300	Jr.	New Canaan, Conn.	The Hun School (N.J.)
3	Quincy Skinner Jr.	WR	6-2	205	Sr.	Pompano Beach, Fla.	St. Thomas Aquinas
16	Cole Spence	TE	6-7	250	Jr.	Roswell, Ga.	Mount Pisgah Christian
14	Jérémy St-Hilaire	QB	6-4	220	Fr.	Montréal, Canada	McCallie School (Tenn.)
69	Cooper Starks	OL	6-5	329	So.	Girard, Ill.	North Mac
12	Brennan Storer	QB	5-11	198	So.	Dallas, Texas	Highland Park
9	Eli Stowers	TE	6-4	235	Gr.	Denton, Texas	Denton Guyer/New Mexico State
96	Khordae Sydnor	DL	6-4	266	Sr.	Harlem, N.Y.	Iona Prep/Purdue
88	Brock Taylor	K	6-1	161	So.	Knoxville, Tenn.	Knoxville Catholic
1	CJ Taylor	S	6-1	205	Sr.	McMinnville, Tenn.	Warren County
6	Kolbey Taylor	CB	6-3	190	Sr.	Ft. Lauderdale, Fla.	Pasadena Memorial (Texas)/Wyoming
98	De'Marion Thomas	DL	6-2	334	So.	Tulsa, Okla.	Union
12	Jeffrey Ugochukwu	STAR	6-1	205	Jr.	Richmond, Texas	George Ranch
79	Conor Weasler	P	6-0	181	So.	Kentfield, Calif.	Redwood
78	Keegan Wechsler	OL	6-2	281	So.	Frisco, Texas	Legacy Christan Academy
85	Landon Wells	WR	5-10	180	Jr.	Brentwood, Tenn.	Brentwood Academy
52	Kevo Wesley	OL	6-4	317	Gr.	Chicago, Ill.	Curie
1	Dariyan Wiley	WR	6-1	200	Gr.	Atlanta, Ga.	Douglas County/Louisiana-Monroe
62	CJ Williams	OL	6-6	331	Fr.	Amityville, N.Y.	Deerfield Academy (Mass.)
26	Alvin Williamson Jr.	CB	6-0	200	Fr.	Cibolo, Texas	Byron P. Steele
15	Zaylin Wood	DL	6-0	280	Gr.	Bowdon, Ga.	Heard County/Middle Tennessee
36	Alan Wright	CB	6-0	185	Sr.	Fayetteville, Ga.	Woodward Academy
19	De'Rickey Wright	S	6-4	229	Gr.	Gadsden, Ala.	Gadsden
95	Linus Zunk	DL	6-6	263	Jr.	Berlin, Germany	Rabun Gap-Nacoochee (Ga.)

## ROSTER • POSITIONAL

### OFFENSE

No.	Name	Pos.	Yr.
2	Diego Pavia	QB	Gr.
7	Drew Dickey	QB	Jr.
8	Nate Johnson	QB	Jr.
10	Whit Muschamp	QB	Fr.
12	Brennan Storer	QB	So.
14	Jérémy St-Hilaire	QB	Fr.
18	Hayden Moses	QB	Sr.
19	Blaze Berlowitz	QB	So.
23	Chase Gillespie	RB	Jr.
13	AJ Newberry	RB	So.
28	Sedrick Alexander	RB	So.
33	Jamoni Jones	RB	Gr.
34	Johann Cardenas	RB	Fr.
42	Jake Balis	RB	Fr.
47	Isaiah Fontan	RB	Jr.
0	Junior Sherrill	WR	So.
1	Dariyan Wiley	WR	Gr.
3	Quincy Skinner Jr.	WR	Sr.
5	Richie Hoskins	WR	Sr.
11	Loic Fouonji	WR	Gr.
15	Jeremiah Dillon	WR	Jr.
26	Micah Bell	WR	Jr.
31	Landon Wells	WR	Jr.
37	Ty Burd	WR	So.
39	Jackson Heis	WR	So.
41	Jamezell Lassiter	WR	Fr.
80	Tristen Brown	WR	Fr.
81	Hutch Baird	WR	Sr.
82	Brycen Coleman	WR	Fr.
83	Derek Kee	WR	So.
87	Joseph McVay	WR	Fr.
88	Boski Barrett	WR	Fr.
9	Eli Stowers	TE	Gr.
16	Cole Spence	TE	Jr.
44	Gabe Fisher	FB/TE	So.
45	Manny Adebisi	TE	Gr.
48	Larry Benton	TE	Fr.
49	Elijah Rooney	TE	Fr.
84	Kamrean Johnson	TE	So.
86	Witt Edwards	TE	Fr.
50	Chase Mitchell	OL	Gr.
52	Kevo Wesley	OL	Gr.
54	Steven Hubbard	OL	Gr.
55	Gunnar Hansen	OL	Sr.
57	Max Fisher	OL	So.
60	Duncan MacDonald	OL	Jr.
62	CJ Williams	OL	Fr.
64	Delfin Xavier Castillo	OL	Sr.
66	Anthony Miles	OL	So.
68	Steven Losoya	OL	Gr.
69	Cooper Starks	OL	So.
70	Cade McConnell	OL	Jr.
71	Gage Pitchford	OL	Gr.
72	Josh Raymond	OL	Fr.
73	Charlie Clark	OL	Sr.
74	Cameron Bosen	OL	Fr.
75	Misael Sandoval	OL	So.
76	Grayson Morgan	OL	Jr.
77	David Siegel	OL	Jr.
78	Keegan Wechsler	OL	So.

### DEFENSE/ST

No.	Name	Pos.	Yr.
0	Aeneas DiCosmo	DL	Gr.
5	Yilanan Ouattara	DL	Jr.
15	Zaylin Wood	DL	Gr.
49	Simeon Boulware	DL	Fr.
53	Glenn Seabrooks	DL	Fr.
63	Jacob Katona	DL	Sr.
90	Ted Gregoire	DL	So.
91	Christian James	DL	Gr.
92	Evan Herrmann	DL	So.
94	Bradley Mann	DL	Jr.
95	Linus Zunk	DL	Jr.
96	Khordae Sydnor	DL	Sr.
98	De'Marion Thomas	DL	So.
99	Devin Lee	DL	Sr.
11	Darren Agu	EDGE	Jr.
29	Miles Capers	EDGE	Sr.
32	Mason Carter	EDGE	Fr.
33	Boubacar Diakite	EDGE	Jr.
37	Jailen Ruth	EDGE	So.
42	Callahan Blair	EDGE	Fr.
97	Hayden Bray	EDGE	Gr.
4	Bryan Longwell	LB	So.
10	Langston Patterson	LB	Jr.
20	Prince Kollie	LB	Sr.
22	Bryce Cowan	LB	Jr.
24	Nick Rinaldi	LB	Jr.
40	Jamison Curtis	LB	Fr.
45	Ty Bartholomew	LB	So.
58	Carson Casteel	LB	Sr.
2	Randon Fontenette	STAR	So.
12	Jeffrey Ugochukwu	STAR	Jr.
34	Maurice Hampton	STAR	Gr.
39	Brail Lipford	STAR	Gr.
6	Kolbey Taylor	CB	Sr.
8	Tyson Russell	CB	Gr.
17	Mark Davis	CB	Gr.
25	Martel Hight	CB	So.
26	Alvin Williamson Jr.	CB	Fr.
27	Jaylin Lackey	CB	Fr.
28	Thomas Jones	CB	Fr.
30	Trudell Berry	CB	Jr.
36	Alan Wright	CB	Sr.
46	Mustafa Dannett	CB	Jr.
1	CJ Taylor	S	Sr.
7	Marlen Sewell	S	Sr.
14	Steven Sannieniola	S	Jr.
18	Jalen Gilbert	S	So.
19	De'Rickey Wright	S	Sr.
21	Dontae Carter	S	Fr.
31	Tate Hamby	S	Fr.
35	Payne Daniel	S	So.
43	Dominic Rezac	S	Jr.
29	Jesse Mirco	P	Gr.
38	Will Faris	K	Sr.
40	Mason Rohmiller	K	Jr.
43	Will Conley	K	Gr.
48	Julian Ashby	LS	Gr.
51	Daniel Gaw	LS	Sr.
79	Conor Weasler	P	So.
88	Brock Taylor	K	So.

## ROSTER • GEOGRAPHIC

### 28 STATES & 5 COUNTRIES

No.	Name	Pos.	Hometown
63	Jacob Katona	DL	Birmingham, Ala.
66	Anthony Miles	OL	Birmingham, Ala.
7	Marlen Sewell	S	Birmingham, Ala.
58	Carson Casteel	LB	Florence, Ala.
19	De'Rickey Wright	S	Gadsden, Ala.
33	Boubacar Diakite	EDGE	Pinson, Ala.
40	Jamison Curtis	LB	Saraland, Ala.
84	Kamrean Johnson	TE	Theodore, Ala.
39	Brail Lipford	STAR	Gilbert, Ariz.
87	Joseph McVay	WR	Earle, Ark.
75	Misael Sandoval	OL	Chula Vista, Calif.
8	Nate Johnson	QB	Fresno, Calif.
79	Conor Weasler	P	Kentfield, Calif.
47	Isaiah Fontan	RB	Hartford, Conn.
77	David Siegel	OL	New Canaan, Conn.
46	Mustafa Dannett	CB	New London, Conn.
45	Manny Adebisi	TE	Wilmington, Del.
55	Gunnar Hansen	OL	Boca Raton, Fla.
17	Mark Davis	CB	Bradenton, Fla.
6	Kolbey Taylor	CB	Ft. Lauderdale, Fla.
37	Jailen Ruth	EDGE	Hawthorne, Fla.
32	Mason Carter	EDGE	Jacksonville, Fla.
94	Bradley Mann	DL	Jacksonville, Fla.
64	Delfin Xavier Castillo	OL	Kissimmee, Fla.
72	Josh Raymond	OL	Lake Mary, Fla.
49	Elijah Rooney	TE	New Smyrna Beach, Fla.
42	Callahan Blair	EDGE	Palm Harbor, Fla.
8	Tyson Russell	CB	Plantation, Fla.
3	Quincy Skinner Jr.	WR	Pompano Beach, Fla.
22	Bryce Cowan	LB	Tallahassee, Fla.
13	Chase Gillespie	RB	Tallahassee, Fla.
27	Jaylin Lackey	CB	Atlanta, Ga.
1	Dariyan Wiley	WR	Atlanta, Ga.
15	Zaylin Wood	DL	Bowdon, Ga.
49	Simeon Boulware	DL	Dacula, Ga.
36	Alan Wright	CB	Fayetteville, Ga.
48	Julian Ashby	LS	Lilburn, Ga.
99	Devin Lee	DL	McDonough, Ga.
71	Gage Pitchford	OL	Newnan, Ga.
25	Martel Hight	CB	Rome, Ga.
16	Cole Spence	TE	Roswell, Ga.
43	Will Conley	K	Chicago, Ill.
52	Kevo Wesley	OL	Chicago, Ill.
69	Cooper Starks	OL	Girard, Ill.
5	Richie Hoskins	WR	Lake Forest, Ill.
42	Jake Balis	RB	Granger, Ind.
40	Mason Rohmiller	K	Fort Thomas, Ky.
31	Tate Hamby	S	West Monroe, La.
14	Steven Sannieniola	S	Bowie, Md.
82	Brycen Coleman	WR	Ocean City, Md.
39	Jackson Heis	WR	Boston, Mass.
24	Nick Rinaldi	LB	Dover, Mass.
60	Duncan MacDonald	OL	Newbury, Mass.
15	Jeremiah Dillon	WR	Tyler, Tenn.
43	Dominic Rezac	S	Omaha, Neb.
18	Hayden Moses	QB	Hollis, N.H.
90	Ted Gregoire	DL	Jersey City, N.J.
0	Aeneas DiCosmo	DL	Montclair, N.J.
2	Diego Pavia	QB	Albuquerque, N.M.
62	CJ Williams	OL	Amityville, N.Y.
96	Khordae Sydnor	DL	Harlem, N.Y.

No.	Name	Pos.	Hometown
81	Hutch Baird	WR	Concord, Ohio
70	Cade McConnell	OL	Choctaw, Okla.
19	Blaze Berlowitz	QB	Cushing, Okla.
33	Jamoni Jones	RB	Tulsa, Okla.
98	De'Marion Thomas	DL	Tulsa, Okla.
86	Witt Edwards	TE	Wagoner, Okla.
50	Chase Mitchell	OL	Washington, Pa.
41	Jamezell Lassiter	WR	Providence, R.I.
10	Whit Muschamp	QB	Columbia, S.C.
29	Miles Capers	EDGE	Sumter, S.C.
31	Landon Wells	WR	Brentwood, Tenn.
20	Prince Kollie	LB	Jonesborough, Tenn.
88	Boski Barrett	WR	Knoxville, Tenn.
88	Brock Taylor	K	Knoxville, Tenn.
53	Glenn Seabrooks	DL	Madison, Tenn.
1	CJ Taylor	S	McMinnville, Tenn.
34	Maurice Hampton	STAR	Memphis, Tenn.
91	Christian James	DL	Memphis, Tenn.
45	Ty Bartholomew	LB	Nashville, Tenn.
74	Cameron Bosen	OL	Nashville, Tenn.
37	Ty Burd	WR	Nashville, Tenn.
35	Payne Daniel	S	Nashville, Tenn.
44	Gabe Fisher	FB/TE	Nashville, Tenn.
57	Max Fisher	OL	Nashville, Tenn.
51	Daniel Gaw	LS	Nashville, Tenn.
4	Bryan Longwell	LB	Nashville, Tenn.
68	Steven Losoya	OL	Nashville, Tenn.
76	Grayson Morgan	OL	Nashville, Tenn.
10	Langston Patterson	LB	Nashville, Tenn.
0	Junior Sherrill	WR	Nashville, Tenn.
28	Thomas Jones	CB	Smyrna, Tenn.
83	Derek Kee	WR	Trenton, Tenn.
28	Sedrick Alexander	RB	Austin, Texas
97	Hayden Bray	EDGE	Austin, Texas
7	Drew Dickey	QB	Austin, Texas
30	Trudell Berry	CB	Baytown, Texas
21	Dontae Carter	S	San Antonio, Texas
26	Alvin Williamson Jr.	CB	Cibolo, Texas
38	Will Faris	K	Dallas, Texas
12	Brennan Storer	QB	Dallas, Texas
9	Eli Stowers	TE	Denton, Texas
2	Randon Fontenette	STAR	Freeport, Texas
78	Keegan Wechsler	OL	Frisco, Texas
23	AJ Newberry	RB	Grand Prairie, Texas
26	Micah Bell	WR	Houston, Texas
48	Larry Benton	TE	Houston, Texas
80	Tristen Brown	WR	Houston, Texas
54	Steven Hubbard	OL	Houston, Texas
34	Johann Cardenas	RB	Katy, Texas
11	Loic Fouonji	WR	Midland, Texas
12	Jeffrey Ugochukwu	STAR	Richmond, Texas
18	Jalen Gilbert	S	Round Rock, Texas
73	Charlie Clark	OL	Madison, Wis.
92	Evan Herrmann	DL	Sussex, Wis.
29	Jesse Mirco	P	Fremantle, W. Australia
14	Jérémy St-Hilaire	QB	Montréal, Canada
11	Darren Agu	EDGE	London, England
5	Yilanan Ouattara	DL	Cologne, Germany
95	Linus Zunk	DL	Berlin, Germany

# ROSTER • ACADEMIC & ELIGIBILITY

No.	Name	Pos.	Yr.	Elig.	Major
45	Emmanuel Adebi	TE	Gr.	2	Engineering Management (Master's)
11	Darren Agu	EDGE	Jr.	2	Medicine, Health and Society
28	Sedrick Alexander	RB	So.	3	Medicine, Health and Society
48	Julian Ashby	LS	Gr.	1	Mechanical Engineering (Master's)
81	Hutch Baird	WR	Sr.	2	Human and Organizational Development
42	Jake Balis	RB	Fr.	4	Engineering Science
88	Boski Barrett	WR	Fr.	4	College of Arts and Science (Undeclared)
45	Ty Bartholomew	LB	So.	4	College of Arts and Science (Undeclared)
26	Micah Bell	WR	So.	4	College of Arts and Science (Undeclared)
48	Larry Benton III	TE	Fr.	4	College of Arts and Science (Undeclared)
19	Blaze Berlowitz	QB	So.	4	College of Arts and Science (Undeclared)
30	Trudell Berry	CB	Jr.	3	Medicine, Health and Society
42	Callahan Blair	EDGE	Fr.	4	Human and Organizational Development
74	Cameron Bosen	OL	Fr.	4	Mechanical Engineering
49	Simeon Boulware	DL	Fr.	4	College of Arts and Science (Undeclared)
97	Hayden Bray	EDGE	Gr.	2	Leadership and Organizational Performance
80	Tristen Brown	WR	Fr.	4	College of Arts and Science (Undeclared)
37	Ty Burd	WR	So.	4	College of Arts and Science (Undeclared)
29	Miles Capers	EDGE	Sr.	2	Medicine, Health and Society
34	Johann Cardenas	RB	Fr.	4	College of Arts and Science (Undeclared)
21	Dontae Carter	S	Fr.	4	College of Arts and Science (Undeclared)
32	Mason Carter	EDGE	Fr.	4	College of Arts and Science (Undeclared)
58	Carson Casteel	LB	Sr.	2	Human and Organizational Development
64	Delfin Xavier Castillo	OL	Sr.	1	Medicine, Health and Society
73	Charlie Clark	OL	Sr.	2	Classical and Mediterranean Studies • Political Science
82	Brycen Coleman	WR	Fr.	4	College of Arts and Science (Undeclared)
43	Will Conley	K	Gr.	1	Leadership and Organizational Development
22	Bryce Cowan	LB	Jr.	3	Medicine, Health and Society
40	Jamison Curtis	LB	Fr.	4	College of Arts and Science (Undeclared)
35	Payne Daniel	S	So.	4	Human and Organizational Development
46	Mustafa Dannett	CB	Jr.	3	Human and Organizational Development
17	Mark Davis	CB	Gr.	1	Post-Graduate Student
33	Boubacar Diakite	EDGE	Jr.	2	Communication Studies
7	Drew Dickey	QB	Jr.	3	Human and Organizational Development
0	Aeneas DiCosmo	DL	Gr.	1	Learning, Diversity and Urban Studies
15	Jeremiah Dillon	WR	Jr.	3	Human and Organizational Development
86	Witt Edwards	WR	Fr.	4	College of Arts and Science (Undeclared)
38	Will Faris	K	Sr.	2	Human and Organizational Development • Climate Studies
44	Gabe Fisher	FB/TE	So.	4	Human and Organizational Development
57	Max Fisher	OL	So.	3	Human and Organizational Development
47	Isaiah Fontan	RB	Jr.	3	Human and Organizational Development
2	Randon Fontenette	STAR	So.	3	College of Arts and Science (Undeclared)
11	Loic Fouonji	WR	Gr.	1	Human Development Studies
51	Daniel Gaw	LS	Sr.	2	Human and Organizational Development • Economics
18	Jalen Gilbert	S	So.	4	College of Arts and Science (Undeclared)
13	Chase Gillespie	RB	Jr.	3	Medicine, Health and Society
90	Ted Gregoire	DL	So.	4	Human and Organizational Development
31	Tate Hamby	S	Fr.	4	College of Arts and Science (Undeclared)
34	Maurice Hampton	STAR	Gr.	1	Legal Studies (Master's)
55	Gunnar Hansen	OL	Sr.	2	Human and Organizational Development
39	Jackson Heis	WR	So.	4	Human and Organizational Development
92	Evan Herrmann	DL	So.	4	College of Arts and Science (Undeclared)
25	Martel Hight	CB	So.	3	College of Arts and Science (Undeclared)
5	Richie Hoskins	WR	Sr.	2	Political Science
54	Steven Hubbard	OL	Gr.	1	Post-Graduate Student
91	Christian James	DL	Gr.	1	Post-Graduate Student
84	Kamrean Johnson	TE	So.	3	College of Arts and Science (Undeclared)
8	Nate Johnson	QB	Jr.	3	Communication Studies
33	Moni Jones	RB	Gr.	1	Post-Graduate Student
28	Thomas Jones	CB	Fr.	4	College of Arts and Science (Undeclared)
63	Jacob Katona	DL	Sr.	2	Mechanical Engineering

No.	Name	Pos.	Yr.	Elig.	Major
83	Derek Kee	WR	So.	4	Child Development
20	Prince Kollie	LB	Sr.	2	Sociology
27	Jaylin Lackey	CB	Fr.	4	College of Arts and Science (Undeclared)
41	Jamezell Lassiter	WR	Fr.	4	Human and Organizational Development
99	Devin Lee	DL	Sr.	1	Medicine, Health and Society
39	Brail Lipford	STAR	Gr.	1	Human Development Counseling
4	Bryan Longwell	LB	So.	3	College of Arts and Science (Undeclared)
68	Steven Losoya	OL	Gr.	1	Post-Graduate Student
60	Duncan MacDonald	OL	Jr.	3	Human and Organizational Development
94	Bradley Mann	DL	Jr.	3	Human and Organizational Development
70	Cade McConnell	OL	Jr.	3	Human and Organizational Development
87	Joseph McVay	WR	Fr.	4	College of Arts and Science (Undeclared)
66	Anthony Miles	OL	So.	4	College of Arts and Science (Undeclared)
29	Jesse Mirco	P	Gr.	1	Master of Marketing
50	Chase Mitchell	OL	Gr.	2	Legal Studies (Master's)
76	Grayson Morgan	OL	Jr.	3	Engineering Science
18	Hayden Moses	QB	Sr.	2	Human and Organizational Development
10	Whit Muschamp	QB	Fr.	4	College of Arts and Science (Undeclared)
23	AJ Newberry	RB	So.	4	College of Arts and Science (Undeclared)
5	Yılanan Ouattara	DL	Jr.	2	Medicine, Health and Society
10	Langston Patterson	LB	Jr.	2	Human and Organizational Development
2	Diego Pavia	QB	Gr.	1	Post-Graduate Student
71	Gage Pitchford	OL	Gr.	2	Master's in Civil Engineering
72	Josh Raymond	OL	Fr.	4	College of Arts and Science (Undeclared)
43	Dominic Rezac	RB	Jr.	2	Human and Organizational Development
24	Nick Rinaldi	LB	Jr.	3	Economics
40	Mason Rohmiller	K	Jr.	3	Cognitive Studies
8	Tyson Russell	CB	Gr.	1	Learning Diversity and Urban Studies
37	Jailen Ruth	EDGE	So.	4	College of Arts and Science (Undeclared)
75	Misael Sandoval	OL	So.	4	Human and Organizational Development
14	Steven Sanniemiola	S	Jr.	3	Communication Studies
53	Glenn Seabrooks III	DL	Fr.	4	College of Arts and Science (Undeclared)
7	Marlen Sewell	S	Sr.	2	Medicine, Health and Society
0	Junior Sherrill	WR	So.	3	College of Arts and Science (Undeclared)
77	David Siegel	OL	Jr.	3	Human and Organizational Development
3	Quincy Skinner Jr.	WR	Sr.	1	Communication Studies
16	Cole Spence	TE	Jr.	3	Human and Organizational Development
14	Jérémy St-Hilaire	QB	Fr.	4	College of Arts and Science (Undeclared)
69	Cooper Starks	OL	So.	4	Human and Organizational Development
12	Brennan Storer	QB	So.	4	Human and Organizational Development
9	Eli Stowers	TE	Gr.	2	Master of Finance
96	Khordae Sydnor	DL	Sr.	2	Medicine, Health and Society
88	Brock Taylor	K	So.	4	Human and Organizational Development
1	CJ Taylor	S	Sr.	1	Medicine, Health and Society
6	Kolbey Taylor	CB	Sr.	2	American Studies
98	De'Marion Thomas	DL	So.	3	College of Arts and Science (Undeclared)
12	Jeffrey Ugochukwu	STAR	Jr.	2	Human and Organizational Development
79	Conor Weasler	P	So.	4	College of Arts and Science (Undeclared)
78	Keegan Wechsler	OL	So.	4	College of Arts and Science (Undeclared)
85	Landon Wells	WR	Jr.	3	Human and Organizational Development
52	Kevo Wesley	OL	Gr.	2	Legal Studies (Master's)
1	Dariyan Wiley	WR	Gr.	1	Post-Graduate Student
62	CJ Williams	OL	Fr.	4	College of Arts and Science (Undeclared)
26	Alvin Williamson Jr.	CB	Fr.	4	College of Arts and Science (Undeclared)
15	Zaylin Wood	DL	Gr.	1	Human Development Studies
36	Alan Wright	CB	Sr.	2	Communication of Science and Technology
19	De'Rickey Wright	S	Gr.	1	Sociology
95	Linus Zunk	DL	Jr.	3	Human and Organizational Development

*Year - Academic status for 2024-25*

*Elig. - Seasons of eligibility remaining entering 2024 season*

## NEWSSTAND

### THE PROCESS FOR PROGRESS

VUCommodores.com

Junior linebacker Nick Rinaldi leaned into his process on his journey to progress from learning to play football to making his first collegiate start

### HOW CLARK LEA'S OFFSEASON OF TURMOIL LED TO VANDERBILT FOOTBALL'S TURNAROUND

Gentry Estes • The Tennessean

A dramatic, short-term turnaround for Vanderbilt culminated the biggest victory in program history and one of the biggest upsets in SEC history

### ROBERT STINER: FROM THE GROUND UP

Aiden Rutman • The Hustler

The first-year director of football sports performance has brought an experienced background and a passionate demeanor to Vanderbilt's weight room

### A STAR IS BORN

Ben Schomberg • VUCommodores.com

Randon Fontenette is finding early success in his first season with the Commodores

### DEUTSCHLAND DORES

VUCommodores.com

Vanderbilt's Yilanan Ouattara and Linus Zunk moved from Germany to Nashville to learn, grow and develop with the Commodore football program

### CELEBRATING TURNOVERS TO A NEW TUNE

VUCommodores.com

Vanderbilt football introduced its turnover guitar and cowboy hat in its season-opening win over Virginia Tech

### DIEGO PAVIA: OVERLOOKED NO LONGER

David Hernandez • The Hustler

Pavia, a graduate transfer, has become an overnight sensation at Vanderbilt, but he refuses to let go of the underdog mentality that got him to Nashville

### DE'RICKEY WRIGHT: PLAYING FOR SOMETHING MORE

Grace Hall • The Hustler

Wright, now a fifth-year player, shares his journey and the love that's kept him coming back to West End.

### CJ TAYLOR: A PIONEER

Henry Oelhafen • The Hustler

In his senior year on West End, CJ Taylor is ready to lead Vanderbilt's defense

### IS VANDERBILT'S DIEGO PAVIA THE 'MIND-BLOWING' HERO THE COMMODORES NEED?

Joe Rexrode • The Athletic

This is how Vanderbilt Football becomes interesting.

### RUN WITH PURPOSE

Graham Hays • VUCommodores.com

LS Daniel Gaw and track and field/cross country student-athlete Ella Lambert organized the Nashville Aruna Run to benefit the Aruna Project for victims of human trafficking

### JERRY KILL IS HEALTHIER AND HERE TO HELP REVIVE VANDERBILT FOOTBALL

Gentry Estes • The Tennessean

The "Fix-it Guy", Jerry Kill chose Vanderbilt football

### HOW VANDERBILT FOOTBALL TRANSFER DIEGO PAVIA'S UNRELENTING COMPETITIVENESS LANDED IN NASHVILLE

Aria Gerson • The Tennessean

After attending two different high schools, a junior college and New Mexico State, Pavia's final stop is at Vanderbilt, where he is spending his final year of eligibility. With his experience at a rising program like the Aggies and that competitive spirit, he has the potential to bring something to the quarterback position that the Commodores haven't had in a long time

### HOW COLE SPENCE DEVELOPED THROUGH FAITH THAT WOULD GUIDE HIM THROUGH ACL TEAR

Joey Dwyer • VandySports

Tight end Cole Spence developed his faith as he rehabbed an ACL tear in summer of 2023

### ELI STOWERS' WINDING JOURNEY, FAITH, POSITION CHANGE LED TO VANDERBILT

Joey Dwyer • VandySports

Vanderbilt tight end Eli Stowers probably never thought he'd be introduced with that title as he stepped on to Texas A&M's campus as a four-star quarterback prospect in 2021

### LOIC FOUONJI'S JOURNEY OF IMMIGRATION, IT

Joey Dwyer • VandySports

10-year old Loic Fouonji just didn't want to get tackled. The now-Vanderbilt receiver, and everyone else around, knew he was big and fast. At that point Fouonji utilized those tools not because of where they could eventually take him, but because of where they would help him avoid; the ground

# COMMODORE CAPSULES



## 0 AENEAS DICOSMO

DL • 6-3 • 247 • Gr. • *uh-NEE-iss*

	GP	GS	Tackles	TFL	Sack	FF	PD	INT	TD
<b>2024</b>	8	0	20	2	0.5	0	1	0	0
<b>Career</b>	47	16	81	11	4.5	1	2	0	0

- Forced first career fumble in game vs. No. 1 Georgia
- Registered season-high six tackles against Missouri
- Tallied 26 tackles during senior season at Stanford
- Made conference Academic Honor Roll three times (2x Pac-12, SEC)
- Four younger siblings: Phoenix-Orion, Amadeus, Cassiopeia and Persophone
- Father, Anthony, played for the Buccaneers and at Boston College

### TOP GAMES

Tackles  
Sacks

2024	Career
7 vs. Alcorn State 0.5 vs. Georgia State	7 vs. Alcorn State 2024 1 twice



## 0 JUNIOR SHERRILL

WR • 5-11 • 188 • So. • *SHER-uhl*

	GP	GS	Rec	Yds	TD	Long	Rec/G	YPC	Yds/G
<b>2024</b>	8	7	17	277	3	43	2.1	16.3	34.6
<b>Career</b>	20	8	37	570	6	52	1.9	15.4	28.5

- Played in all 12 games as a true freshman in 2023
- Made 20 catches, three touchdowns, for 293 yards
- Had a 30-yard touchdown catch against Auburn
- Unanimous three-star prospect out of high school
- Named Tennessee Mr. Football (Division II-AA) and MaxPreps Tennessee POTY (all division)

### TOP GAMES

Receiving Yards  
Receiving TDs  
Longest Reception  
Rushing Yards  
Longest Rush

2024	Career
62 vs. Texas 1 three times 43 vs. Ball State 8 vs. Alabama 8 vs. Alabama	64 vs. Florida 2023 1 six times 52 vs. Florida 2023 20 vs. Alabama A&M 2023 20 vs. Alabama A&M 2023



## 1 CJ TAYLOR

S • 6-1 • 205 • Sr.


	GP	GS	Tackles	TFL	Sack	FF	PD	INT	TD
<b>2024</b>	8	7	32	2.5	0	0	2	1	0
<b>Career</b>	37	24	149	17	4	2	13	4	0

- Fourth team All-SEC (Phil Steele) in 2023
- PFF grade of 80.2 was fourth among SEC linebackers last year
- Returned an interception to the one against No. 1 Georgia
- Tennessee Mr. Football (Class 6-A) in 2020
- Played quarterback in high school, leading team to best finish in 40 years (third place in Region 3-6A)
- Cousin, Alontae Taylor, played at Tennessee and in the NFL

### TOP GAMES

Tackles  
Sacks  
Interceptions

2024	Career
8 vs. Texas 1 vs. Alcorn State	10 twice 2 vs. Wake Forest 2023 1 four times



## 1 DARIYAN WILEY

WR • 6-1 • 200 • Gr.

	GP	GS	Rec	Yds	TD	Long	Rec/G	YPC	Yds/G
<b>2024</b>	6	0	1	8	0	8	0.2	8	1.3
<b>Career</b>	42	15	44	586	3	68	1.0	13.3	14.0

- Played three seasons at Louisiana-Monroe and one at UMass
- Saw the field in all 12 games last season for ULM
- Season-best 137 yards with a TD catch at Southern Miss

### TOP GAMES

Receiving Yards  
Receiving TDs  
Longest Reception

2024	Career
8 vs. Alcorn State 8 vs. Alcorn State	137 vs. Southern Miss 2023 1 three times 68 vs. Southern Miss 2023



## 2 RANDON FONTENETTE

STAR • 6-2 • 220 • So. • *RAN-don FAWN-ten-ette*

	GP	GS	Tackles	TFL	Sack	FF	PD	INT	TD
<b>2024</b>	8	8	44	4.5	1.5	0	7	1	1
<b>Career</b>	20	8	60	4.5	2.5	0	7	1	1

- Enrolled at Vandy in January 2024 after spending freshman season at TCU
- Played in 12 games for TCU, making 16 tackles
- Had a season-best eight tackles in season finale at Oklahoma
- Played offense and defense during prep career

### TOP GAMES

Tackles  
Sacks  
Interceptions

2024	Career
8 three times 1.5 vs. Texas 1 vs. Alabama	8 three times 1 vs. Missouri 2024 1 vs. Alabama 2024



## 2 DIEGO PAVIA

QB • 6-0 • 207 • Gr. • *PAH-vee-uh*


	GP	GS	C-A-I	Yds	TD	Rush	Yds	TD
<b>2024</b>	8	8	118-183-2	1534	13	134	537	4
<b>Career</b>	35	31	440-739-18	5957	52	403	1968	17

- Named SEC Offensive Player of the Week on Sept. 8 and Oct. 7
- Completed two seasons each at New Mexico State and New Mexico Military Institute
- Played for Jerry Kill and Tim Beck with the Aggies
- 2023 C-USA Offensive POTY
- Ranked fifth in FBS in forced missed tackles (PFF)
- Helped New Mexico Military Institute to NJCAA national title in 2021
- Did not have an FBS offer out of high school

### TOP GAMES

Rushing Yards  
Longest Rush  
Rushing TDs  
Passing Yards  
Longest Pass  
Passing TDs

2024	Career
104 vs. Virginia Tech 36 vs. Missouri 1 four times 275 vs. Ball State 65 vs. Missouri 2 six times	129 vs. Sam Houston 2023 48 vs. Massachusetts 2022 3 vs. Liberty 2022 323 vs. Valparaiso 2022 80 vs. Western Ill. 2023 4 vs. Valparaiso 2022



## 3 QUINCY SKINNER JR.

WR • 6-2 • 205 • Sr.

	GP	GS	Rec	Yds	TD	Long	Rec/G	YPC	Yds/G
<b>2024</b>	8	8	19	228	1	31	2.4	12.0	28.5
<b>Career</b>	36	13	56	670	6	66	1.6	12.0	18.6

- Had a reception in nine of 10 games played last season
- Had his fifth career TD catch in the finale at Tennessee
- Two-time SEC Academic Honor Roll selection
- Helped St. Thomas Aquinas to the 7A Florida state title as a senior
- Played with Gunnar Hansen and Tyson Russell in high school
- Father, also Quincy, played at FAU, recording 150 career tackles

### TOP GAMES

Receiving Yards  
Receiving TDs  
Longest Reception

2024	Career
72 vs. Virginia Tech 1 vs. Virginia Tech 31 vs. Virginia Tech	79 vs. South Carolina 2022 2 vs. South Carolina 2022 66 vs. South Carolina 2022



## 4 BRYAN LONGWELL

LB • 6-1 • 227 • So.


	GP	GS	Tackles	TFL	Sack	FF	PD	INT	TD
<b>2024</b>	8	8	56	6	1.5	0	2	1	0
<b>Career</b>	20	10	92	6.5	1.5	0	2	1	0

- Made 36 tackles while appearing in every game as a freshman
- Had at least one tackle in each of the last 11 games of the season
- Honorable mention All-SEC specialist (College Football Network)
- Blocked a punt that resulted in a safety against Alabama A&M
- Prepped at Nashville's Lipscomb Academy alongside teammate Junior Sherrill, winning state championships as a junior and senior

### TOP GAMES

Tackles  
Sacks  
Interceptions

2024	Career
12 vs. Missouri 1 vs. Missouri 1 vs. Georgia State	12 vs. Missouri 2024 1 vs. Missouri 2024 1 vs. Georgia State 2024



## 5 RICHIE HOSKINS

WR • 6-1 • 196 • Sr.


	GP	GS	Rec	Yds	TD	Long	Rec/G	YPC	Yds/G
<b>2024</b>	8	0	6	70	1	21	0.8	11.7	8.8
<b>Career</b>	26	2	12	141	3	27	0.5	12.8	5.9

- Played in all 12 games last season, making six catches
- Two-time SEC Academic Honor Roll selection
- Played freshman season at Middlebury College in Vermont
- Was a high school All-American lacrosse player

### TOP GAMES

Receiving Yards  
Receiving TDs  
Longest Reception

2024	Career
44 vs. Kentucky 1 vs. Kentucky 21 vs. Kentucky	48 vs. Florida 2023 1 three times 27 vs. Florida 2023



## 5 YILANAN "ISSA" OUATTARA

DL • 6-7 • 311 • Jr. • *E-lan-in "E-sah" wa-TAH-ha*


	GP	GS	Tackles	TFL	Sack	FF	PD	INT	TD
<b>2024</b>	8	5	17	2	0	0	2	0	0
<b>Career</b>	27	11	32	3.5	0.5	0	4	0	0

- Started six of nine games played last season
- Two-time SEC Academic Honor Roll selection
- Native of Germany played for the club American football Cologne Crocodiles
- Began playing American football in 2019
- Multi-sport athlete has also competed in swimming, crew and tennis

### TOP GAMES

Tackles  
Sacks

2024	Career
4 vs. Alcorn State	4 twice 0.5 vs. Kentucky 2023



## 6 KOLBEY TAYLOR

CB • 6-3 • 190 • Sr.

	GP	GS	Tackles	TFL	Sack	FF	PD	INT	TD
<b>2024</b>	6	5	15	0	0	0	0	0	0
<b>Career</b>	25	114	47	0	0	0	7	0	0

- Named to The Athletic's Freaks List for the second time in 2024 with a 38"6" vertical and 10'8" broad jump
- Enrolled at Vandy in January 2024 after spending first three seasons at Wyoming
- Played in nine games last fall for the Cowboys, making 29 tackles with seven break-ups
- Played in nine games in 2022, including first career start at the Arizona Bowl

### TOP GAMES

Tackles  
Passes Defended

2024	Career
7 vs. Georgia State	7 vs. Georgia State 2024 2 twice



# COMMODORE CAPSULES



## 7 DREW DICKEY

QB • 6-1 • 210 • Jr.

	GP	GS	C-A-I	Yds	TD	Rush	Yds	TD
2023	1	0	0-0-0	0	0	0	0	0
Career	1	0	0-0-0	0	0	0	0	0

- Made collegiate debut as a sophomore in win over Alabama A&M, seeing the field for two plays
- Two-time SEC Academic Honor Roll selection
- Led high school to undefeated season and state title in 2020
- Completed over 70 percent of his passes as a senior in high school, throwing for 2,308 yards and 35 touchdowns while also running for 627 yards and 17 scores

### TOP GAMES


Tackles  
Forced Fumbles

### 2024

5 vs. Missouri

### Career

9 vs. Kentucky 2023  
1 vs. Georgia 2021



## 7 MARLEN SEWELL

S • 6-1 • 198 • Sr.

	GP	GS	Tackles	TFL	Sack	FF	PD	INT	TD
2024	8	1	12	0	0	0	1	0	0
Career	27	2	42	1	0	1	1	0	0

- Played in all 12 games last season, making first career start against Kentucky
- Recorded a team-best nine tackles against the Wildcats
- Two-time SEC Academic Honor Roll selection
- Helped high school to a playoff appearance as a senior, just the school's fourth in the last 20 years

### TOP GAMES

Rushing Yards  
Longest Rush  
Rushing TDs  
Passing Yards  
Longest Pass  
Passing TDs

### 2024

69 vs. Alcorn State  
56 vs. Alcorn State  
1 vs. Alcorn State  
12 vs. Texas  
12 vs. Texas

### Career

79 vs. Arizona State 2023  
59 vs. Arizona State 2023  
2 vs. Arizona 2022  
193 vs. Weber State 2023  
49 vs. Weber State 2023  
1 four times



## 8 NATE JOHNSON

QB • 6-1 • 196 • Jr.

	GP	GS	C-A-I	Yds	TD	Rush	Yds	TD
2024	7	1	1-3-0	12	0	5	85	1
Career	19	4	41-76-0	527	4	69	371	7

- Enrolled at Vandy in January 2024 after spending first two seasons at Utah
- Played in seven games and made three starts for the Utes in 2023
- Passed for 193 yards against Weber State, the most by a Utah freshman QB since 2012
- Ran for a 59-yard touchdown against Arizona State
- Was the fourth-ranked quarterback in his high school signing class (ESPN)
- Named the CIF Central Section Athlete of the year for 2020-21
- Father, Jerome Johnson, played basketball at Oklahoma and brother, Johnathan, also played football at Utah

### TOP GAMES

Tackles  
Interceptions

### 2024

2 five times

### Career

6 vs. Northern Illinois 2022  
1 vs. South Carolina 2023



## 8 TYSON RUSSELL

CB • 5-11 • 185 • Sr.

	GP	GS	Tackles	TFL	Sack	FF	PD	INT	TD
2024	8	2	12	1	0	0	0	0	0
Career	39	16	84	2.5	0	0	6	1	0

- Played in all 12 games last year, starting eight
- Made first career interception at South Carolina
- Recorded six tackles against Georgia as a sophomore
- Three-time SEC Academic Honor Roll selection
- Helped St. Thomas Aquinas to the Florida Class 7A state title in 2020
- High school teammate of Quincy Skinner Jr. and Gunnar Hansen
- Father, Twan Russell, played at Miami (Fla.) before being drafted by Washington in the fifth round in 1997

### TOP GAMES

Receptions  
Receiving Yards  
Receiving TDs  
Long Reception  
Rushing Yards  
Longest Rush  
Passing Yards  
Passing Touchdowns  
Longest Pass

### 2024

9 vs. Georgia State  
130 vs. Ball State  
1 three times  
41 twice  
12 vs. Kentucky  
17 vs. Alcorn State  
1 vs. Alcorn State  
17 vs. Alcorn State

### Career

9 vs. Georgia State 2024  
130 vs. Ball State 2024  
1 five times  
41 twice  
26 at Liberty 2023  
26 at Liberty 2023  
63 vs. Western Ill. 2023  
1 twice  
63 vs. Western Ill. 2023



## 9 ELI STOWERS

TE • 6-4 • 235 • Gr. • *STOW-ers (rhymes with hours)*

	GP	GS	Rec	Yds	TD	Long	Rec/G	YPC	Yds/G
2024	8	4	36	469	3	41	4.5	13.8	62.0
Career	28	7	71	862	5	41	2.5	12.1	30.8

- Named to The Athletic's 2024 Freaks List with a 41"6" vertical and 10'8" broad jump
- Began college career at Texas A&M (2021-22) as a quarterback before joining New Mexico State and transitioning to tight end
- Had 35 catches for 366 yards and two touchdowns while adding 29 rushes for 113 and two scores on the ground
- Also completed four passes for 99 yards and a touchdown last fall
- Four catches for 48 yards and a touchdown in NMSU's historic win at Auburn
- Rated among PFF's top-20 tight ends in overall grade despite ranking 184th in snaps played
- Won a 2019 Texas 6A high jump state title

### TOP GAMES

Tackles  
Tackles for Loss  
Sacks  
Interceptions

### 2024

11 vs. Missouri  
1 vs. Virginia Tech

### Career

12 vs. Auburn 2023  
3 vs. Ole Miss 2023  
1 vs. Ole Miss 2023  
1 vs. Ole Miss 2023



## 10 WHIT MUSCHAMP

QB • 6-1 • 190 • Fr.

- Unanimous three-star prospect and top-25 signee in Tennessee
- Led Baylor School (Chattanooga) to state title game, throwing for 3,187 yards and 31 touchdowns with just two interceptions
- Lost to fellow Vanderbilt signee Jeremy St-Hilaire in the state championship game
- Won state title in 2022
- Dad, Will Muschamp, was head coach at Florida and South Carolina



## 10 LANGSTON PATTERSON

LB • 6-1 • 230 • Jr.

	GP	GS	Tackles	TFL	Sack	FF	PD	INT	TD
2024	6	6	38	1.5	0	0	1	0	0
Career	29	6	117	9.5	1	1	2	1	0

- Led team in tackles last season (74) despite not making a start
- Played in 11 of 12 games on the year
- Led team with a career-best 12 tackles against Auburn
- Named to PFF Defensive Team of the Week after making nine tackles, sack, forced fumble and interception in game at Ole Miss
- Played in all 12 games as a freshman
- Spent two seasons at Vandy playing alongside older brother, Kane

### TOP GAMES

Tackles  
Tackles for Loss  
Sacks  
Interceptions

### 2024

11 vs. Missouri  
1 vs. Virginia Tech

### Career

12 vs. Auburn 2023  
3 vs. Ole Miss 2023  
1 vs. Ole Miss 2023  
1 vs. Ole Miss 2023



## 11 DARREN AGU

EDGE • 6-6 • 249 • Jr. • *AH-goo*

	GP	GS	Tackles	TFL	Sack	FF	PD	INT	TD
2024	2	0	0	0	0	0	0	0	0
Career	23	8	30	2	1.5	0	3	0	0

- Played in 10 games last year, starting five
- Recovered a fumble against Missouri (2023)
- Saw the field in all but one game as a freshman
- Of Nigerian decent, born in Ireland and raised in London
- Participated in the NFL Academy in the UK before moving to the U.S. for high school
- High school teammate of Linus Zunk

### TOP GAMES

Tackles  
Sacks

### 2024

4 twice  
1 vs. Elon 2023

### Career

4 twice  
1 vs. Elon 2023



## 11 LOIC FOUONJI

WR • 6-4 • 215 • Gr. • *low-ik FUN-jee*

	GP	GS	Rec	Yds	TD	Long	Rec/G	YPC	Yds/G
2024	8	0	4	45	0	19	0.5	11.3	5.6
Career	53	5	56	813	7	69	1.1	14.5	15.3

- Spent four seasons at Texas Tech
- Appeared in every game each of the last two seasons
- Scored in two consecutive bowl games: kickoff return for touchdown vs. Ole Miss in 2022 Texas Bowl and 14-yard reception vs. Cal in 2023 Independence Bowl
- Born in Cameroon before family moved to U.S. at age eight

### TOP GAMES

Receiving Yards  
Receiving TDs  
Longest Reception

### 2024

19 vs. Virginia Tech  
19 vs. Virginia Tech

### Career


110 vs. Murray State 2022  
2 vs. Murray State 2022  
69 vs. Texas 2021

# COMMODORE CAPSULES



**12 BRENNAN STORER**  
QB • 5-11 • 198 • So.

- Led high school to undefeated seasons and district title as both a junior and senior
- Was named district MVP as a senior
- Dad, Tim, was a defensive lineman at Vanderbilt



**12 JEFFREY UGOCHUKWU**  
STAR • 6-1 • 205 • Jr. • *uh-GO-chew-kwu*

	GP	GS	Tackles	TFL	Sack	FF	PD	INT	TD
2024	8	0	1	1	0	0	0	0	0
Career	28	2	34	4	1	0	3	1	0

- Played in all but one game last season
- Made first career interception against Kentucky
- Member of Vanderbilt's Student-Athlete Advisory Council
- Played in nine games as a true freshman
- Had 53 tackles and two interceptions as a senior in high school, playing at the highest classification in Texas

**TOP GAMES**

- Tackles
- Tackles for Loss
- Sacks
- Interceptions

**2024**

- 1 vs. Alcorn State
- 1 vs. Alcorn State

**Career**

- 5 vs. Ole Miss 2023
- 1 three times
- 1 vs. Alabama A&M 2023
- 1 vs. Kentucky 2023



**13 CHASE GILLESPIE**  
RB • 5-10 • 200 • Jr.

	GP	GS	Rush	Yds	TD	Long	Att/G	Yds/G
2024	6	0	12	37	0	7	2.0	6.2
Career	22	0	61	217	0	37	2.8	9.9

- Played in all 12 games last season
- Saw the field in four games as a freshman, preserving year of eligibility
- Racked up 1,184 all-purpose yards during senior season
- High school teammate of Bryce Cowan

**TOP GAMES**

- Rushing Yards
- Longest Rush
- Reception Yards
- Longest Reception

**2024**

- 19 vs. Ball State
- 7 vs. Ball State

**Career**

- 63 vs. Hawai'i 2022
- 37 vs. Hawai'i 2022
- 17 vs. Hawai'i 2023
- 13 vs. Hawai'i 2023



**14 STEVEN SANNIENIOLA**  
S • 6-2 • 205 • Jr. • *san-IN-nee-ALA*

	GP	GS	Tackles	TFL	Sack	FF	PD	INT	TD
2024	4	0	3	1	0	0	0	0	0
Career	9	0	10	1	0	0	0	0	0

- Did not see the field in 2023 after playing five games as a freshman in 2022
- Made three tackles at Alabama in 2022
- Three-star prospect made 41 tackles with three interceptions as a senior
- Also ran track in high school

**TOP GAMES**

- Tackles
- Sacks
- Interceptions

**2024**

- 2 vs. Alcorn State

**Career**

- 3 vs. Alabama 2022



**14 JÉRÉMY ST-HILAIRE**  
QB • 6-4 • 220 • So. • *saint hill-AIRE*

- Unanimous top-50 quarterback in signing class
- Threw for 2,678 yards and 25 touchdowns as a senior
- Named MVP of the BlueCross Bowl after leading team to a win in the state championship game over fellow Vanderbilt signee Whit Muschamp
- Born in Montreal and enjoys snowboarding



**15 JEREMIAH DILLON**  
WR • 6-1 • 191 • Jr.

- Did not see the field in first two collegiate seasons at Ole Miss
- Joined Vandy for spring practice in 2024
- SEC Academic Honor Roll as a freshman
- Four-star prospect out of high school according to On3 and ESPN
- Top-five player in Mississippi per On3
- Was a high school All-American in track in the 100 and 200 meters



**15 ZAYLIN WOOD**  
DL • 6-0 • 280 • Gr.

	GP	GS	Tackles	TFL	Sack	FF	PD	INT	TD
2024	3	3	7	1	1	0	0	0	0
Career	52	34	102	19	11	1	7	2	1

- Competed at Middle Tennessee from 2019-23
- Team captain last fall, played in 10 games
- Made 11 starts in 2022, recording 33 tackles
- Played in 13 games with 12 starts in 2021
- Intercepted a pass and made three tackles in 2021 Bahamas Bowl win over Toledo

**TOP GAMES**

- Tackles
- Sacks
- Interceptions

**2024**

- 7 vs. Virginia Tech
- 1 vs. Virginia Tech

**Career**

- 7 twice
- 2 twice
- 1 vs. Miami (Fla.) 2022



**16 COLE SPENCE**  
TE • 6-7 • 250 • Jr.

	GP	GS	Rec	Yds	TD	Long	Rec/G	YPC	Yds/G
2024	7	6	7	84	1	17	1.0	12.0	12.0
Career	12	6	7	84	1	17	0.6	12.0	7.0

- Missed the 2023 season after suffering an injury during fall camp
- Played in four games as a true freshman to preserve year of eligibility
- Made collegiate debut against South Carolina in 2022
- First team all-state as a senior with 55 catches for 957 yards and five touchdowns
- Achieved rank of Eagle Scout and was state runner-up as a wrestler in high school

**TOP GAMES**

- Receptions
- Receiving TDs
- Long Reception
- Receiving Yards

**2024**

- 2 vs. Kentucky
- 1 vs. Alcorn State
- 17 vs. Alcorn State
- 18 vs. Kentucky

**Career**

- 2 vs. Kentucky 2024
- 1 vs. Alcorn State 2024
- 17 vs. Alcorn State 2024
- 18 vs. Kentucky 2024



**17 MARK DAVIS**  
CB • 6-2 • 196 • Gr.

	GP	GS	Tackles	TFL	Sack	FF	PD	INT	TD
2023	13	13	33	1.5	0	0	10	3	0
Career	39	14	59	1.5	0	0	15	3	0

- Will miss the 2024 season due to injury
- Played two seasons at Southern Illinois and three at Buffalo
- Honorable mention All-Missouri Valley in 2023 with a team-best three interceptions
- Recorded 45 tackles over two years with the Salukis
- Played eight games for Buffalo in 2021 (DNP 2019-20)

**TOP GAMES**

- Tackles
- Interceptions

**2024**

- 6 vs. SE Missouri St. 2023
- 1 three times

**Career**



**18 JALEN GILBERT**  
S • 6-0 • 190 • So.

	GP	GS	Tackles	TFL	Sack	FF	PD	INT	TD
2024	8	0	1	0	0	0	0	0	0
Career	8	0	1	0	0	0	0	0	0

- Played in two games as a true freshman last season
- Was one of the top 100 players in Texas per On3
- Ran track in high school with a PR of 10.84 in the 100 meters

**TOP GAMES**


- Tackles
- Interceptions

**2024**

- 1 vs. Alcorn State

**Career**

- 1 vs. Alcorn State 2024



**18 HAYDEN MOSES**  
QB • 5-9 • 163 • Sr.

- SEC Academic Honor Roll in 2023
- Dean's List selection in 2022
- Spent freshman season at Grinnell (Iowa) College, posting a passer rating of 101.7 as the team's starter
- Valedictorian at Brighton Academy during prep year
- Third-degree black belt in Taekwondo and a two-time Taekwondo Martial Arts World Weapons Champion

**COMMODORE CAPSULES**



**19 BLAZE BERLOWITZ**

QB • 6-3 • 205 • So. • *BER-low-itz*

	GP	GS	C-A	Yds	TD	INT	Rush	Yds	TD
2023	1	0	10-19	134	1	1	4	36	0
<b>Career</b>	1	0	10-19	134	1	1	4	36	0

- Enrolled at Vandy in January 2024 after spending freshman year at New Mexico State
- Played in one game for the Aggies, coming in relief during the CUSA Championship game against Liberty
- Went 10-for-19 for 134 yards and a touchdown
- Played for offensive coordinator Tim Beck and head coach Jerry Kill, now both on staff at Vandy, at New Mexico State
- High school coach, Rusty Morgan, played for Beck when Beck was the offensive coordinator at Pittsburg State

**TOP GAMES**

Rushing Yards  
Longest Rush  
Passing Yards  
Longest Pass  
Passing TDs

**2024**

**Career**

36 vs. Liberty\* 2023  
10 vs. Liberty\* 2023  
134 vs. Liberty\* 2023  
31 vs. Liberty\* 2023  
1 vs. Liberty\* 2023  
\*CUSA Championship game



**19 DE'RICKEY WRIGHT**

S • 6-4 • 229 • Gr.

	GP	GS	Tackles	TFL	Sack	FF	PD	INT	TD
2024	8	8	28	1	0	0	3	1	0
<b>Career</b>	43	34	159	8	0	3	20	6	0

- Preseason All-SEC (Athlon; fourth team)
- 131 career tackles in 35 games played entering 2024
- 11th in coverage grade among SEC safeties last season (PFF)
- Senior Bowl Defensive POTW after making two interceptions against Hawai'i in Week 0 win
- Capital One Orange Bowl-FWAA Courage Award nominee moved from home to home growing up, often living with his grandmother, and lost his mother, Christina Henderson, at the end of freshman season


**TOP GAMES**

Tackles  
Interceptions  
Passes Defended  
Forced Fumbles

**2024**

**Career**

6 vs. Georgia State  
1 vs. Kentucky  
1 three times  
10 twice  
2 twice  
3 twice  
1 three times



**20 PRINCE KOLLIE**

LB • 6-1 • 227 • Sr.

	GP	GS	Tackles	TFL	Sack	FF	PD	INT	TD
2024	8	0	12	1	1	0	0	0	0
<b>Career</b>	31	0	45	3.5	2.5	0	0	0	0

- Enrolled at Vandy in 2023 after spending first two seasons at Notre Dame
- Did not see the field in 2023 due to injury
- Was recruited to Notre Dame by Clark Lea
- Appeared in 23 career games for Notre Dame, making 33 tackles
- Had a career-best seven tackles against Navy in 2022
- Finalist for the high school Butkus Award


**TOP GAMES**

Tackles  
Sacks

**2024**

**Career**

5 vs. Alcorn State  
1 vs. Alcorn State  
7 vs. Navy 2022  
1 twice



**21 DONTAE CARTER**

S • 6-1 • 185 • Fr.

	GP	GS	Tackles	TFL	Sack	FF	PD	INT	TD
2024	8	0	6	0	0	0	2	0	0
<b>Career</b>	8	0	6	0	0	0	2	0	0

- Enrolled at Vandy in January 2024
- One of the highest-rated recruits in school history
- Four-star prospect per On3 and 247Sports
- Had 140 tackles and 14 interceptions over final two seasons
- Also competed in track, eclipsing 45 feet in the triple jump
- Born in California before moving to Texas

**TOP GAMES**

Tackles  
Interceptions  
Passes Defended

**2024**

**Career**

1 six times  
1 twice  
1 six times  
1 twice



**22 BRYCE COWAN**

LB • 6-4 • 231 • Jr.

	GP	GS	Tackles	TFL	Sack	FF	PD	INT	TD
2024	8	1	8	0.5	0	0	1	0	0
<b>Career</b>	20	1	23	3	0	0	3	1	1

- Played in all 12 games last season
- Made 11 of his 15 tackles on the year in the final three games of the season
- Returned an interception for a touchdown against Auburn
- Did not play as a freshman in 2022
- High school teammate of Chase Gillespie

**TOP GAMES**

Tackles  
Interceptions  
Sacks

**2024**

**Career**

4 vs. Ball State  
4 vs. Ball State 2024  
1 vs. Auburn 2023



**23 AJ NEWBERRY**

RB • 6-1 • 197 • So.

	GP	GS	Rush	Yds	TD	Long	Att/G	Yds/G
2024	8	1	32	152	3	20	4.0	19.0
<b>Career</b>	12	1	52	248	3	29	4.3	20.7

- Played in four games as a freshman, preserving year of eligibility
- Made collegiate debut at Ole Miss, running three times for 30 yards
- Carried 12 times for 38 yards at South Carolina
- Eclipsed 2,000 rushing yards as a senior, scoring 24 touchdowns
- Ran track and owns a PR of 21.68 in the 200 meters

**TOP GAMES**

Rushing Yards  
Longest Rush  
Rushing TDs  
Receiving Yards

**2024**

**Career**

54 vs. Alcorn State  
20 vs. Alcorn State  
1 three times  
53 vs. Georgia State  
54 vs. Alcorn State 2024  
29 vs. Auburn 2023  
1 three times  
53 vs. Georgia State 2024



**24 NICK RINALDI**

LB • 6-3 • 234 • Jr. • *ruh-NAL-dee*

	GP	GS	Tackles	TFL	Sack	FF	PD	INT	TD
2024	8	2	25	4	4	0	0	0	0
<b>Career</b>	24	2	49	5	4	0	1	1	0

- Played in all 12 games last season
- Made first career interception with one minute left in the fourth quarter at UNLV
- CSC Academic All-District in 2023 and two-time SEC Academic Honor Roll selection
- Did not play football until senior year of high school

**TOP GAMES**

Tackles  
Interceptions  
Sacks

**2024**

**Career**

7 vs. Ball State  
1 four times  
7 vs. Ball State 2024  
1 vs. UNLV 2023  
1 four times



**25 MARTEL HIGHT**

CB • 6-0 • 180 • So. • *HITE*

	GP	GS	Tackles	TFL	Sack	FF	PD	INT	TD
2024	8	8	22	0	0	0	3	1	0
<b>Career</b>	19	14	60	0	0	0	5	2	1

- Became first Commodore since 2012 to return a punt for a touchdown vs. Alcorn State (9.7.24)
- Played in 11 of 12 game as a true freshman last season, making 38 tackles
- Became the first freshman in school history to return an interception for a touchdown at UNLV and the first Vandy player with a pick-six since 2019
- Four-star recruit per On3 and ESPN also owns a high-jump PR of 6'6"

**TOP GAMES**

Tackles  
Interceptions

**2024**

**Career**

7 vs. Missouri  
1 vs. Texas  
7 twice  
1 twice



**26 MICAH BELL**

WR • 5-10 • 177 • Jr.

	GP	GS	Tackles	TFL	Sack	FF	PD	INT	TD
2023	3	0	1	1	0	0	2	0	0
<b>Career</b>	3	0	1	1	0	0	2	0	0

- Moving to wide receiver after playing freshman season at Notre Dame as a cornerback
- Appeared in three games for the Fighting Irish
- Had a tackle for loss in Sun Bowl win over Oregon State
- Unanimous four-star prospect out of high school played running back and in the secondary
- Also competed in track and field, owning a PR of 24'5.25" in the long jump and 45'9.5" in the triple jump
- Brother, Dillon, is a wide receiver at Georgia

**TOP GAMES**

Tackles  
Tackles for Loss

**2024**

**Career**

1 vs. Oregon State 2023\*  
1 vs. Oregon State 2023\*  
\*Sun Bowl



**26 ALVIN WILLIAMSON JR.**

DB • 6-0 • 200 • Fr.

- Enrolled at Vandy in January 2024
- Three-star prospect made 74 tackles and three interceptions during prep career
- Team captain as a senior

# COMMODORE CAPSULES



## 27 JAYLIN LACKEY

CB • 6-0 • 198 • Fr.

	GP	GS	Tackles	TFL	Sack	FF	PD	INT	TD
2024	8	1	7	0	0	0	1	0	0
Career	8	1	7	0	0	0	1	0	0

- Unanimous three-star prospect
- Ranked a top-70 cornerback in his class by On3, 247 and ESPN
- Played both cornerback and wide receiver in high school
- Also competed in track and field

### TOP GAMES

Tackles  
Interceptions

### 2024

3 vs. Texas

### Career

3 vs. Texas 2024



## 28 SEDRICK ALEXANDER

RB • 5-9 • 200 • So.

	GP	GS	Rush	Yds	TD	Long	Att/G	Yds/G
2024	8	8	105	412	5	31	13.1	51.5
Career	20	14	201	783	9	31	10.1	39.1

- SEC All-Freshman selection by the league's coaches last season
- Led the team in rushing and rushing touchdowns
- Was the only freshman in the SEC with four or more rushing touchdowns
- Earl Campbell Tyler Rose of Texas Honorable Mention after running for 87 yards and two scores against Alabama A&M
- Was the first Vandy running back since 2019 with multiple touchdowns in a game

### TOP GAMES

Rushing Yards  
Rushing TDs  
Longest Rush  
Reception Yards  
Longest Reception

### 2024

69 vs. Virginia Tech  
2 vs. Alabama  
31 vs. Missouri  
38 vs. Ball State  
38 vs. Ball State

### Career

87 vs. Alabama A&M 2023  
2 twice  
31 vs. Missouri 2024  
65 vs. Missouri 2023  
38 vs. Ball State 2024



## 28 THOMAS JONES

CB • 5-11 • 183 • Fr.

- Chosen to 2023 TACA Tennessee East vs. West All-Star Classic
- Named Region 5-6A Co-MVP as a senior
- Led high school team in touchdowns as a senior, interceptions as a junior and solo tackles as a sophomore
- Qualified for the state meet all four years in the 300-meter hurdles
- Left Smyrna as school record holder in 200 meters, 110-meter hurdles, 300-meter hurdles and as anchor in 4x200-meter relay

### TOP GAMES

Tackles  
Sacks  
Forced Fumble  
Interception

### 2024

7 three times  
1 vs. Alabama  
1 vs. Alabama  
1 vs. Texas

### Career

7 three times  
1 twice  
1 vs. Alabama 2024  
1 vs. Texas 2024



## 29 MILES CAPERS

EDGE • 6-4 • 235 • Sr.

	GP	GS	Tackles	TFL	Sack	FF	PD	INT	TD
2024	7	7	32	6	2	1	4	1	0
Career	23	9	64	9.5	3	1	4	1	0

- SEC Defensive Lineman of the Week on Oct. 7
- Played in all 12 games with 29 tackles and a sack last season
- Recorded first career sack at UNLV
- Made seven tackles against Auburn
- Missed the 2022 season due to injury
- Played in four games as a true freshman
- Also ran track in high school

### TOP GAMES

Tackles  
Sacks  
Forced Fumble  
Interception

### 2024

7 three times  
1 vs. Alabama  
1 vs. Alabama  
1 vs. Texas

### Career

7 three times  
1 twice  
1 vs. Alabama 2024  
1 vs. Texas 2024



## 29 JESSE MIRCO

P • 6-4 • 222 • Gr. • mer-KO

	GP	Att	Yds	Long	Avg	I20
2024	8	27	1226	69	45.4	9
Career	47	157	6933	77	44.2	64

- Enrolled at Vandy in January 2024 after spending three seasons at Ohio State
- Career punting average of 44.0 ranks fourth all-time at OSU
- Averaged 48.3 yards per punt on eight kicks against Missouri in the Cotton Bowl
- Ranked third in the Big Ten in punting average as a sophomore
- Product of the same ProKick Australia program which produced former Vandy All-American punter Matthew Hayball

### TOP GAMES

Long  
Average  
Punts

### 2024

69 vs. Alcorn State  
55.5 vs. Alcorn State  
6 vs. Missouri

### Career

72 vs. Penn State 2023  
55.5 vs. Alcorn State 2024  
8 vs. Missouri\* 2023  
\*Cotton Bowl



## 30 TRUDELL BERRY

CB • 6-1 • 196 • Jr.

	GP	GS	Tackles	TFL	Sack	FF	PD	INT	TD
2024	7	0	4	1	0	1	2	0	0
Career	20	7	26	2	0	1	6	0	0

- Played in nine games last season
- Made a career-best nine tackles at UNLV
- Played in four games as a freshman, preserving year of eligibility
- Four-star prospect selected to 2022 US Army All-American Bowl
- Also ran track, posting a PR of 10.93 in the 100-meter dash

### TOP GAMES


Tackles  
Forced Fumble

### 2024

1 four times  
1 vs. Kentucky

### Career

9 vs. UNLV 2023  
1 vs. Kentucky 2024



## 31 TATE HAMBY

S • 6-2 • 190 • Fr.

- Top-25 recruit out of Louisiana by On3, 247 and ESPN
- Played safety and wide receiver in high school
- Earned MaxPreps Player of the Game 12 times during prep career
- Won state championships in football, basketball and track (long jump)
- Father, Rooster Hamby, played football at Louisiana Tech
- Enjoys hunting alligators

### TOP GAMES

### 2024

### Career



## 32 MASON CARTER

EDGE • 6-5 • 234 • Fr.

- Enrolled at Vandy in January 2024
- Three-star recruit made 123 tackles and 10 sacks during prep career
- Helped high school to regional semifinals as a junior
- Also played basketball and ran track

### TOP GAMES

### 2024

### Career



## 33 BOUBACAR DIAKITE

EDGE • 6-4 • 239 • Jr. • BOO-bah-kar duh-KA-tay

	GP	GS	Tackles	TFL	Sack	FF	PD	INT	TD
2024	6	0	4	0	0	0	0	0	0
Career	27	3	36	5	2	0	2	0	0

- Played in all but one game last season, making 20 tackles
- Recorded six tackles at UNLV
- Made SEC Academic Honor Roll
- Played nine games as a true freshman
- Helped high school to state quarterfinals as a senior and state title as a junior, also playing tight end
- Also played basketball
- Previously went by BJ

### TOP GAMES

Tackles  
Sacks

### 2024

2 twice

### Career

6 vs. UNLV 2023  
1 twice



## 33 MONI JONES

RB • 6-2 • 225 • Gr. • MAH-nee

	GP	GS	Rush	Yds	TD	Long	Att/G	Yds/G
2024	8	0	9	25	0	9	1.1	3.1
Career	36	25	207	751	9	49	5.8	20.9

- Spent last two seasons at New Mexico State after competing freshman year at Northeastern Oklahoma A&M
- Played in all 15 games at NMSU in 2023, rushing 87 times for 343 yards and three touchdowns
- Played for Jerry Kill and Tim Beck with the Aggies

### TOP GAMES

Rushing Yards  
Rushing TDs  
Longest Rush  
Receptions  
Reception Yards  
Longest Reception

### 2024

9 vs. Kentucky  
9 vs. Kentucky

### Career

74 vs. Liberty 2022  
2 twice  
49 vs. Liberty 2022  
2 vs. Massachusetts 2022  
45 vs. Massachusetts 2022  
39 vs. Massachusetts 2022


# COMMODORE CAPSULES



## 34 JOHANN CARDENAS

RB • 6-0 • 223 • Fr. • *joe-HAN car-DEN-ahs*

- Unanimous three-star prospect
- Rated among the top-50 running backs in his class by On3, 247, ESPN and Rivals
- Ran for 4,743 yards on 561 carries and 64 touchdowns during prep career
- Scored at least two touchdowns in all but one game during his senior season



## 34 MAURICE HAMPTON

STAR • 6-0 • 218 • Gr.

	GP	GS	Tackles	TFL	Sack	FF	PD	INT	TD
2024	5	0	6	0	0	0	0	0	0
Career	26	7	42	2	0	0	1	0	0

- Began college career at LSU, playing both football and baseball
- Played 13 games as a freshman on LSU's 2019 national title team
- Had a tackle against Vanderbilt as a sophomore in 2020
- Played baseball for LSU in 2019 and 2020 before transferring to Samford to focus on baseball
- Decided to re-focus on football and joined Vanderbilt in 2024
- Consensus four-star prospect on the gridiron out of high school
- First athlete in Tennessee history to win Mr. Football and Mr. Baseball in the same season
- Was rated the No. 29 baseball prospect in the 2019 MLB Draft, but fell to the 23rd round (Padres) due to commitment to LSU

### TOP GAMES

Tackles  
Tackles for Loss  
Passes Defended

### 2024

2 vs. Kentucky

### Career

7 vs. Missouri 2020  
1 twice  
1 vs. Texas A&M 2019



## 35 PAYNE DANIEL

S • 5-11 • 170 • So.

	GP	GS	Tackles	TFL	Sack	FF	PD	INT	TD
2023	1	0	0	0	0	0	0	0	0
Career	1	0	0	0	0	0	0	0	0

- Made collegiate debut at Tennessee last season
- Played football and lacrosse at Montgomery Bell Academy, same high school which produced head coach Clark Lea
- Two-time state runner up in football
- Two-time state champion in lacrosse
- Father, Matt, played football at Southern Miss
- Plays the piano and can solve a Rubik's cube



## 36 ALAN "TACO" WRIGHT

CB • 6-0 • 185 • Sr. • *goes by "Taco"*

	GP	GS	Tackles	TFL	Sack	FF	PD	INT	TD
2024	8	0	0	0	0	0	1	1	1
Career	20	0	6	0	0	0	3	1	1

- Played in all 12 games last season, making six tackles
- Did not see game action during first two seasons
- Three-star prospect was a two-time all-region selection in high school
- Also ran track in high school, winning a state championship in the 110-meter hurdles
- Brother, Mike, played quarterback at Vandy from 2020-22
- Plays the saxophone

### TOP GAMES

Tackles  
Passes Defended  
Interceptions

### 2024

1 vs. Alcorn State  
1 vs. Alcorn State

### Career


1 vs. Auburn 2023  
2 vs. UNLV 2023  
1 vs. Alcorn State 2024



## 37 TY BURD

WR • 6-1 • 175 • So.

- All-region player at Montgomery Bell Academy
- Joined by high school teammates Payne Dainel, Daniel Gaw, Ty Bartholomew, Grayson Morgan, and Max and Gabe Fisher
- MBA is also the high school head coach Clark Lea attended
- Enjoys hunting



## 37 JAILEEN RUTH

EDGE • 6-3 • 212 • So. • *JAY-lin*

	GP	GS	Tackles	TFL	Sack	FF	PD	INT	TD
2024	8	0	5	0	0	0	0	0	0
Career	12	0	5	0	0	0	0	0	0

- Played in four games as a freshman, preserving year of eligibility
- Three-star prospect out of high school, helped team to three straight state championship games
- Had 27 tackles for loss and 19 sacks in 10 games as a senior
- Also played basketball and ran track
- Won a state title in the 400 meters and has a PR of 48.4 seconds

### TOP GAMES

Tackles  
Sacks

### 2024

2 vs. Alcorn State

### Career

2 vs. Alcorn State 2024



## 38 WILL FARIS

K • 6-1 • 160 • Sr.

	GP	KO	Yds.	Avg.	TB	PAT	FG	Long
2024	4	25	1575	63.0	9	0-0	0-0	--
Career	17	81	5091	62.9	31	1-1	0	--

- Served as Vanderbilt's kickoff specialist last season, taking all 55 kickoffs
- CSC Academic All-District in 2023 and two-time SEC Academic Honor Roll selection
- Made collegiate debut at Hawai'i, making an extra point in only action of 2022
- Made all 63 extra points as a senior in high school

### TOP GAMES

PAT

### 2024

### Career

1-1 vs. Hawai'i 2022



## 39 JACKSON HEIS

WR • 6-2 • 202 • So. • *hice*

- All-district as a junior and senior in high school
- Averaged over 25 yards per reception during senior season
- AP Scholar with Distinction and first team academic all-state as a senior
- Captain of basketball team in high school
- Mom, Ashley, and dad, Tim, both played soccer at SMU



## 39 BRAIL LIPFORD

STAR • 5-9 • 180 • Gr.

	GP	GS	Tackles	TFL	Sack	FF	PD	INT	TD
2023	10	0	31	2.5	0	0	5	0	0
Career	23	0	51	2.5	0	2	15	2	0

- Played four seasons at Rocky Mountain College, an NAIA school in Billings, Montana
- Second-team all-conference selection and two-time academic all-conference
- Played in 10 games as a senior, making 31 tackles
- Graduated cum laude from Rocky Mountain College
- Father, Brail, played football at Grambling State

### TOP GAMES

Tackles  
Interceptions

### 2024

### Career

9 vs. Montana Tech 2022  
1 three times



## 40 JAMISON CURTIS

LB • 6-1 • 239 • Fr.

- Unanimous three-star prospect
- Made 71 tackles, 17 for loss, as a senior
- Made 107 tackles as a junior, helping Saraland to Class 6A state title
- Also played baseball in high school

# COMMODORE CAPSULES



**40 MASON ROHMILLER**  
K • 6-1 • 195 • Jr. • ROW-mill-er

- Joined Vanderbilt in 2023 after spending freshman year at San Diego
- Three-year starter at kicker for St. Xavier in Cincinnati during high school, twice winning kicker of the year in the Greater Catholic League
- Was born at the Vanderbilt University Medical Center
- Parents, Kimberly and Michael, completed residencies at VUMC in radiology and orthopedic surgery, respectively
- Mother, Kimberly, played tennis at Vanderbilt
- Uncle, Scott Draud, was an All-SEC basketball player at Vanderbilt, MVP of the 1990 NIT championship team and the first Commodore to make a three-pointer in a game



**41 JAMEZELL LASSITER**  
WR • 5-8 • 196 • Fr. • JAMES-el

- Attended La Salle Academy in Providence, Rhode Island, before spending final high school season at Deerfield Academy in Massachusetts
- First-team All-Rhode Island in 2021 and 2022, eclipsing 2,000 rushing yards and 25 touchdowns over two seasons



**42 JAKE BALIS**  
RB • 5-9 • 200 • Fr. • BALY-liss

- Two-time first-team all-conference selection at Penn High School
- Named a National High School Strength Coaches Association National Athlete of the Year
- Graduated magna cum laude
- Father, Matt Balis, was the head football strength coach at Notre Dame while Clark Lea was defensive coordinator
- Matt Balis also worked at Florida, Virginia, Mississippi State and UConn, with former athletes including Dak Prescott, Quentin Nelson, Tim Tebow and Darius Slay



**42 CALLAHAN BLAIR**  
EDGE • 6-4 • 219 • Fr.

- Enrolled at Vanderbilt in January 2024
- Three-star prospect was among the top 200 recruits in Florida
- Made 108 tackles and 23 for a loss as a senior, earning all-district honors and helping team to 10-3 record
- Competed in track and field, making regionals in pole vault as a freshman



**43 WILL CONLEY**  
K • 6-1 • 195 • Gr.

- All-district soccer player at Jones College Prep
- Attended the Michigan and was a manager for the football program
- Sister, Catherine, is a professional ballerina currently performing with the Atlanta Ballet and previously a member of Cuba's National Ballet



**43 DOMINIC REZAC**  
RB • 6-1 • 190 • Jr. • REE-zak

	GP	GS	Rush	Yds	TD	Long	Att/G	Yds/G
2024	1	0	0	0	0	0	0	0
Career	1	0	0	0	0	0	0	0

- Returning to running back after spending 2023 as a defensive back
- SEC Academic Honor Roll in 2023
- Led high school in rushing as a senior with 1,411 yards and 17 touchdowns
- Brother, Teddy, plays football at Notre Dame

**TOP GAMES**

**2024**

**Career**

- Rushing Yards
- Longest Rush
- Rushing touchdowns



**44 GABE FISHER**  
FB/TE • 6-1 • 240 • So.

	GP	GS	Rush	Yds	TD	Long	Att/G	Yds/G
2024	8	3	0	0	0	0	0	0
Career	10	3	0	0	0	0	0	0

- Scored first receiving touchdown at Missouri
- Played in two games as a freshman
- Enrolled at Vanderbilt on an ROTC scholarship with the Tennessee National Guard
- Brother, Max, joined team in 2024
- Three-time state champion in wrestling during prep career
- Dad, Rick, played football at Mississippi State

**TOP GAMES**

**2024**

**Career**

- Rushing Yards
- Longest Rush
- Rushing touchdowns



**45 EMMANUEL ADEBISI**  
TE • 6-5 • 266 • Gr. • ah-DAY-bee

	GP	GS	Rec	Yds	TD	Long	Rec/G	Yds/G
2024	8	1	0	0	0	0	0	0
Career	24	3	7	76	0	22	0.3	3.3

- Competed at Cornell (ever heard of it?) from 2020-23
- Blocked a school-record seven kicks for the Big Red
- Blocks include three extra points, two against Harvard
- Blocked four kicks in six games as a junior in 2022, highlighted by two against Princeton
- Majored in engineering at Cornell
- Brother, Daniel, played football at MIT


**TOP GAMES**

**2024**

**Career**

- Receiving Yards
- Receiving TDs
- Longest Reception

36 vs. Princeton 2023  
22 vs. Princeton 2023



**45 TY BARTHOLOMEW**  
LB • 6-1 • 212 • So.

	GP	GS	Tackles	TFL	Sacks	FF	PD	INT	TD
2024	1	0	0	0	0	0	0	0	0
Career	1	0	0	0	0	0	0	0	0

- Walk-on did not see game action as a freshman in 2023
- Attended Montgomery Bell Academy, same high school as head coach Clark Lea (along with teammates Payne Daniel, Daniel Gaw, Grayson Morgan, and Max and Gabe Fisher)



**46 MUSTAFA DANNETT**  
CB • 6-0 • 175 • Jr. • dah-NET



- SEC Academic Honor Roll in 2023
- Played football and wrestled at New London High School
- Earned a full academic scholarship to Vanderbilt










**47 ISAIAH FONTAN**  
RB • 5-7 • 202 • Jr. • fon-TAN

- SEC Academic Honor Roll in 2023
- Competed in football and track in high school

# COMMODORE CAPSULES

	<p><b>48 JULIAN ASHBY</b> LS • 6-1 • 221 • Gr.</p> <table border="1"> <thead> <tr> <th></th> <th>GP</th> <th>Snaps</th> <th>Tkl</th> </tr> </thead> <tbody> <tr> <td>2024</td> <td>8</td> <td>70</td> <td>1</td> </tr> <tr> <td>Career</td> <td>51</td> <td>433</td> <td>12</td> </tr> </tbody> </table>		GP	Snaps	Tkl	2024	8	70	1	Career	51	433	12	<ul style="list-style-type: none"> <li>Enrolled at Vandy in January 2024 after spending first three seasons at Furman</li> <li>Made 363 snaps over three seasons for the Paladins</li> <li>Finalist for the Doris Robinson Scholar-Athlete Award in 2023, given to the FCS student-athlete who excels on the field, in the classroom and across the community</li> <li>Graduated from Furman with a degree in physics</li> <li>Father, Genton, played tennis at Georgia Tech and uncle, Richard Ashby, played tennis at South Carolina and professionally on the ATP Tour</li> </ul>	<p><b>TOP GAMES</b></p> <p>Snaps Tackles</p>	<p><b>2024</b></p> <p>13 vs. Missouri 1 vs. Kentucky</p>	<p><b>Career</b></p> <p>14 vs. VMI 2022 2 vs. NC State 2021</p>																		
	GP	Snaps	Tkl																																
2024	8	70	1																																
Career	51	433	12																																
	<p><b>48 LARRY BENTON III</b> TE • 6-4 • 221 • Fr.</p>	<ul style="list-style-type: none"> <li>TAPPS All-District selection</li> <li>State champion in shot put</li> </ul>																																	
	<p><b>49 SIMEON BOULWARE</b> EDGE • 6-5 • 246 • Fr. • <i>BOWL-ware</i></p>	<ul style="list-style-type: none"> <li>Enrolled at Vandy in January 2024</li> <li>Three-star prospect was in the top-50 edge prospects per 247Sports</li> <li>First team all-region as a senior with 61 tackles, 10 for loss and eight sacks</li> <li>Named defensive player of the month for October 2023 by the Touchdown Club of Gwinnett</li> </ul>																																	
	<p><b>50 CHASE MITCHELL</b> OL • 6-4 • 320 • Gr.</p> <table border="1"> <thead> <tr> <th></th> <th>GP</th> <th>GS</th> <th>Snaps</th> <th>PFF&gt;PBLK</th> <th>RBLK</th> <th>Pen (Dec/Off)</th> </tr> </thead> <tbody> <tr> <td>2024</td> <td>8</td> <td>8</td> <td>505</td> <td>55.6</td> <td>60.1</td> <td>6 (1)</td> </tr> <tr> <td>Career</td> <td>29</td> <td>22</td> <td>1361</td> <td></td> <td></td> <td>10 (1)</td> </tr> </tbody> </table>		GP	GS	Snaps	PFF>PBLK	RBLK	Pen (Dec/Off)	2024	8	8	505	55.6	60.1	6 (1)	Career	29	22	1361			10 (1)	<ul style="list-style-type: none"> <li>Competed first four seasons at Liberty (2020-23)</li> <li>Started all 14 games last fall, allowing just one sack and one QB hit on 808 snaps (681 at LT, 126 at RT)</li> <li>Posted a PFF pass block grade of at least 70 in four games</li> <li>Helped high school to four conference titles and one WPIAL title</li> </ul>	<p><b>TOP GAMES</b></p> <p>PFF Pass Block PFF Run Block</p>	<p><b>2024</b></p> <p>74.8 vs. Ball State 80.7 vs. Alcorn State</p>	<p><b>Career</b></p> <p>85.3 vs. Louisiana Tech 2023 80.7 vs. Alcorn State 2024</p>									
	GP	GS	Snaps	PFF>PBLK	RBLK	Pen (Dec/Off)																													
2024	8	8	505	55.6	60.1	6 (1)																													
Career	29	22	1361			10 (1)																													
	<p><b>51 DANIEL GAW</b> LS • 6-2 • 230 • Sr.</p>	<ul style="list-style-type: none"> <li>Two-time SEC Academic Honor Roll selection</li> <li>Enrolled as defensive lineman before becoming team's reserve long snapper in 2023</li> <li>Played at Montgomery Bell Academy, the same high school as Clark Lea, with 30 tackles and nine for loss as a senior</li> <li>Double major (economics, human &amp; organizational development)</li> </ul>																																	
	<p><b>52 KEVO WESLEY</b> OL • 6-4 • 317 • Gr. • <i>KEY-vo</i></p> <table border="1"> <thead> <tr> <th></th> <th>GP</th> <th>GS</th> <th>Snaps</th> <th>PFF&gt;PBLK</th> <th>RBLK</th> <th>Pen (Dec/Off)</th> </tr> </thead> <tbody> <tr> <td>2024</td> <td>8</td> <td>4</td> <td>274</td> <td>32.8</td> <td>58.9</td> <td>1 (0)</td> </tr> <tr> <td>Career</td> <td>24</td> <td>4</td> <td>453</td> <td></td> <td></td> <td>1 (0)</td> </tr> </tbody> </table>		GP	GS	Snaps	PFF>PBLK	RBLK	Pen (Dec/Off)	2024	8	4	274	32.8	58.9	1 (0)	Career	24	4	453			1 (0)	<ul style="list-style-type: none"> <li>Played in seven games with one start last season</li> <li>Spent 2022 season with defensive line, appearing in the first eight games with a pair of QB hurries, before suffering season-ending injury</li> <li>Saw the field in one game over first two seasons as a reserve offensive lineman</li> <li>Did not play football until junior season of high school</li> </ul>	<p><b>TOP GAMES</b></p> <p>PFF Pass Block PFF Run Block</p>	<p><b>2024</b></p> <p>81.2 vs. Ball State 72.1 vs. Virginia Tech</p>	<p><b>Career</b></p> <p>81.2 vs. Ball State 2024 72.1 vs. Virginia Tech 2024</p>									
	GP	GS	Snaps	PFF>PBLK	RBLK	Pen (Dec/Off)																													
2024	8	4	274	32.8	58.9	1 (0)																													
Career	24	4	453			1 (0)																													
	<p><b>53 GLENN SEABROOKS III</b> DL • 6-3 • 340 • Fr.</p> <table border="1"> <thead> <tr> <th></th> <th>GP</th> <th>GS</th> <th>Tackles</th> <th>TFL</th> <th>Sack</th> <th>FF</th> <th>PD</th> <th>INT</th> <th>TD</th> </tr> </thead> <tbody> <tr> <td>2024</td> <td>8</td> <td>0</td> <td>18</td> <td>1</td> <td>0</td> <td>0</td> <td>1</td> <td>1</td> <td>0</td> </tr> <tr> <td>Career</td> <td>8</td> <td>0</td> <td>18</td> <td>1</td> <td>0</td> <td>0</td> <td>1</td> <td>1</td> <td>0</td> </tr> </tbody> </table>		GP	GS	Tackles	TFL	Sack	FF	PD	INT	TD	2024	8	0	18	1	0	0	1	1	0	Career	8	0	18	1	0	0	1	1	0	<ul style="list-style-type: none"> <li>Unanimous three-star prospect</li> <li>Ranked No. 43 in the 2023 TSSAA senior class by The Tennessean</li> <li>Had a pick-six as a senior and returned a fumble for a touchdown as a junior</li> <li>Grandfather, Glenn Seabrooks Sr., played football at Tennessee State</li> </ul>	<p><b>TOP GAMES</b></p> <p>Tackles Sacks Passes Defended</p>	<p><b>2024</b></p> <p>6 vs. Georgia State 1 vs. Virginia Tech</p>	<p><b>Career</b></p> <p>6 vs. Georgia State 2024 1 vs. Virginia Tech 2024</p>
	GP	GS	Tackles	TFL	Sack	FF	PD	INT	TD																										
2024	8	0	18	1	0	0	1	1	0																										
Career	8	0	18	1	0	0	1	1	0																										
	<p><b>54 STEVEN HUBBARD</b> OL • 6-3 • 330 • Gr.</p> <table border="1"> <thead> <tr> <th></th> <th>GP</th> <th>GS</th> <th>Snaps</th> <th>PFF&gt;PBLK</th> <th>RBLK</th> <th>Pen (Dec/Off)</th> </tr> </thead> <tbody> <tr> <td>2024</td> <td>8</td> <td>7</td> <td>438</td> <td>62.7</td> <td>59.3</td> <td>0 (0)</td> </tr> <tr> <td>Career</td> <td>29</td> <td>20</td> <td>1553</td> <td></td> <td></td> <td>8 (2)</td> </tr> </tbody> </table>		GP	GS	Snaps	PFF>PBLK	RBLK	Pen (Dec/Off)	2024	8	7	438	62.7	59.3	0 (0)	Career	29	20	1553			8 (2)	<ul style="list-style-type: none"> <li>Previously played at UTEP (2020-23) and Kilgore College (2018-19)</li> <li>Played five games last season, with all 279 snaps at left tackle</li> <li>Made 10 starts for Miners in 2022, earning PFF pass block and run block grades over 70 for the season</li> <li>Named best offensive lineman in Southwest Junior College Conference and first-team All-American in 2019</li> </ul>	<p><b>TOP GAMES</b></p> <p>PFF Pass Block PFF Run Block</p>	<p><b>2024</b></p> <p>87.6 at Georgia State 72.4 vs. Virginia Tech</p>	<p><b>Career</b></p> <p>87.6 at Georgia State 2024 91.8 vs. Charlotte 2022</p>									
	GP	GS	Snaps	PFF>PBLK	RBLK	Pen (Dec/Off)																													
2024	8	7	438	62.7	59.3	0 (0)																													
Career	29	20	1553			8 (2)																													
	<p><b>55 GUNNAR HANSEN</b> OL • 6-5 • 330 • Sr.</p> <table border="1"> <thead> <tr> <th></th> <th>GP</th> <th>GS</th> <th>Snaps</th> <th>PFF&gt;PBLK</th> <th>RBLK</th> <th>Pen (Dec/Off)</th> </tr> </thead> <tbody> <tr> <td>2024</td> <td>8</td> <td>8</td> <td>515</td> <td>69.3</td> <td>57.0</td> <td>5 (1)</td> </tr> <tr> <td>Career</td> <td>31</td> <td>31</td> <td>1915</td> <td></td> <td></td> <td>15 (4)</td> </tr> </tbody> </table>		GP	GS	Snaps	PFF>PBLK	RBLK	Pen (Dec/Off)	2024	8	8	515	69.3	57.0	5 (1)	Career	31	31	1915			15 (4)	<ul style="list-style-type: none"> <li>SEC Offensive Lineman of the Week on Oct. 7</li> <li>Owens active longest start streak on the team (at Vanderbilt)</li> <li>SEC Academic Honor Roll as a sophomore</li> <li>High school teammate of Tyson Russell and Quincy Skinner Jr. at St. Thomas Aquinas, 2020 state champions</li> </ul>	<p><b>TOP GAMES</b></p> <p>PFF Pass Block PFF Run Block</p>	<p><b>2024</b></p> <p>84.6 vs. Virginia Tech 69.6 vs. Ball State</p>	<p><b>Career</b></p> <p>85.9 vs. Elon 2022 71.2 twice</p>									
	GP	GS	Snaps	PFF>PBLK	RBLK	Pen (Dec/Off)																													
2024	8	8	515	69.3	57.0	5 (1)																													
Career	31	31	1915			15 (4)																													
	<p><b>57 MAX FISHER</b> OL • 6-2 • 311 • So.</p>	<ul style="list-style-type: none"> <li>Played in three games as a freshman at Trinity University, D-3 program in San Antonio, Texas</li> <li>Two-time all-region selection at Montgomery Bell Academy</li> <li>Two-time all-state honoree in wrestling during high school</li> <li>Joins brother, Gabe, on the team at Vandy</li> <li>Dad, Rick, played football at Mississippi State</li> </ul>																																	
	<p><b>58 CARSON CASTEEL</b> LB • 6-2 • 222 • Sr.</p> <table border="1"> <thead> <tr> <th></th> <th>GP</th> <th>GS</th> <th>Tackles</th> <th>TFL</th> <th>Sack</th> <th>FF</th> <th>PD</th> <th>INT</th> <th>TD</th> </tr> </thead> <tbody> <tr> <td>2024</td> <td>3</td> <td>0</td> <td>0</td> <td>0</td> <td>0</td> <td>0</td> <td>0</td> <td>0</td> <td>0</td> </tr> <tr> <td>Career</td> <td>14</td> <td>0</td> <td>0</td> <td>0</td> <td>0</td> <td>0</td> <td>0</td> <td>0</td> <td>0</td> </tr> </tbody> </table>		GP	GS	Tackles	TFL	Sack	FF	PD	INT	TD	2024	3	0	0	0	0	0	0	0	0	Career	14	0	0	0	0	0	0	0	0	<ul style="list-style-type: none"> <li>Played in three games during first season at Vandy in 2023</li> <li>Transferred following two years at Michigan State (eight games in 2022)</li> <li>SEC Academic Honor Roll in 2023 and Academic All-Big Ten in 2022</li> <li>Wrestled in high school</li> </ul>			
	GP	GS	Tackles	TFL	Sack	FF	PD	INT	TD																										
2024	3	0	0	0	0	0	0	0	0																										
Career	14	0	0	0	0	0	0	0	0																										

# COMMODORE CAPSULES

	<p><b>60 DUNCAN MacDONALD</b> OL • 6-5 • 295 • Jr. • <i>mick-DON-ald</i></p> <table border="1"> <thead> <tr> <th></th> <th>GP</th> <th>GS</th> <th>Snaps</th> <th>PFF&gt;PBLK</th> <th>RBLK</th> <th>Pen (Dec/Off)</th> </tr> </thead> <tbody> <tr> <td>2023</td> <td>2</td> <td>0</td> <td>4</td> <td>--</td> <td>61.4</td> <td>0 (0)</td> </tr> <tr> <td>Career</td> <td>3</td> <td>0</td> <td>5</td> <td></td> <td></td> <td>0 (0)</td> </tr> </tbody> </table>		GP	GS	Snaps	PFF>PBLK	RBLK	Pen (Dec/Off)	2023	2	0	4	--	61.4	0 (0)	Career	3	0	5			0 (0)	<ul style="list-style-type: none"> <li>• Played against Alabama A&amp;M and Tennessee last season</li> <li>• Named All-New England Independent School League</li> <li>• Helped Milton Academy go undefeated as a senior and sophomore (junior season canceled)</li> <li>• Father, Andrew, played left tackle at Dartmouth and won three Ivy League titles with the Big Green</li> </ul>	<p><b>TOP GAMES</b></p> <p>PFF Pass Block PFF Run Block</p>	<p><b>2024</b></p>	<p><b>Career</b></p> <p>-- 61.1 vs. Alabama A&amp;M 2023</p>
	GP	GS	Snaps	PFF>PBLK	RBLK	Pen (Dec/Off)																				
2023	2	0	4	--	61.4	0 (0)																				
Career	3	0	5			0 (0)																				
	<p><b>62 CJ WILLIAMS</b> OL • 6-4 • 331 • Fr.</p>	<ul style="list-style-type: none"> <li>• Unanimous three-star prospect</li> <li>• Rated among the top-150 offensive tackles in the class by all four services</li> <li>• No. 3 player in Massachusetts per On3</li> <li>• Also played basketball in high school</li> </ul>																								
	<p><b>63 JACOB KATONA</b> DL • 6-5 • 264 • Sr.</p>	<ul style="list-style-type: none"> <li>• Did not see game action in first season at Vandy</li> <li>• No games played in first two seasons at Stanford</li> <li>• Also played baseball in high school</li> <li>• Dad, Steven, played baseball at Alabama Southern</li> <li>• Sisters, Maddie and Sarah, play softball at Dartmouth and Samford, respectively</li> </ul>																								
	<p><b>64 DELFIN XAVIER CASTILLO</b> OL • 6-5 • 361 • Sr. • (<i>drop Delfin</i>) <i>ex-ZAY-veer cas-TEE-oh</i></p> <table border="1"> <thead> <tr> <th></th> <th>GP</th> <th>GS</th> <th>Snaps</th> <th>PFF&gt;PBLK</th> <th>RBLK</th> <th>Pen (Dec/Off)</th> </tr> </thead> <tbody> <tr> <td>2024</td> <td>8</td> <td>5</td> <td>348</td> <td>53.9</td> <td>67.3</td> <td>1 (1)</td> </tr> <tr> <td>Career</td> <td>31</td> <td>24</td> <td>1618</td> <td></td> <td></td> <td>10 (4)</td> </tr> </tbody> </table>		GP	GS	Snaps	PFF>PBLK	RBLK	Pen (Dec/Off)	2024	8	5	348	53.9	67.3	1 (1)	Career	31	24	1618			10 (4)	<ul style="list-style-type: none"> <li>• Played in all 12 games, starting 10, last fall, mostly at left guard</li> <li>• Had a PFF pass block grade over 80 in two games</li> <li>• Allowed one sack in 535 total snaps</li> <li>• Played center and both guard spots in 2022, appearing in six games while battling injuries</li> </ul>	<p><b>TOP GAMES</b></p> <p>PFF Pass Block PFF Run Block</p>	<p><b>2024</b></p> <p>82.6 at Georgia State 75.1 at Kentucky</p>	<p><b>Career</b></p> <p>86.1 vs. Florida 2023 75.1 at Kentucky 2024</p>
	GP	GS	Snaps	PFF>PBLK	RBLK	Pen (Dec/Off)																				
2024	8	5	348	53.9	67.3	1 (1)																				
Career	31	24	1618			10 (4)																				
	<p><b>66 ANTHONY MILES</b> OL • 6-5 • 321 • So.</p>	<ul style="list-style-type: none"> <li>• Did not play during freshman season in 2023</li> <li>• Unanimous three-star prospect out of high school</li> <li>• Led Ramsay to a state championship as a senior</li> <li>• Uncle, Ortavious Miles, played football at UAB</li> </ul>																								
	<p><b>68 STEVEN LOSOYA</b> OL • 6-3 • 324 • Gr. • <i>la-SOY-uh</i></p> <table border="1"> <thead> <tr> <th></th> <th>GP</th> <th>GS</th> <th>Snaps</th> <th>PFF&gt;PBLK</th> <th>RBLK</th> <th>Pen (Dec/Off)</th> </tr> </thead> <tbody> <tr> <td>2024</td> <td>8</td> <td>8</td> <td>470</td> <td>74.1</td> <td>53.8</td> <td>3 (0)</td> </tr> <tr> <td>Career</td> <td>51</td> <td>40</td> <td>2941</td> <td></td> <td></td> <td>15 (2)</td> </tr> </tbody> </table>		GP	GS	Snaps	PFF>PBLK	RBLK	Pen (Dec/Off)	2024	8	8	470	74.1	53.8	3 (0)	Career	51	40	2941			15 (2)	<ul style="list-style-type: none"> <li>• Enrolled at Vandy in January 2024 after two seasons at Mississippi State (2022-23) and three years at Middle Tennessee (2019-21)</li> <li>• Started all 12 games at Mississippi State last season playing all but four snaps at right guard (four at center)</li> <li>• Did not allow a sack in 2023</li> <li>• Started 11 games at Middle Tennessee in 2021</li> <li>• Named CUSA All-Freshman in 2020</li> <li>• All-Nashville selection by The Tennessean at Overton High School</li> </ul>	<p><b>TOP GAMES</b></p> <p>PFF Pass Block PFF Run Block</p>	<p><b>2024</b></p> <p>81.4 vs. Texas 82.0 vs. Ball State</p>	<p><b>Career</b></p> <p>86.8 vs. Texas A&amp;M 2022 82.0 vs. Ball State 2024</p>
	GP	GS	Snaps	PFF>PBLK	RBLK	Pen (Dec/Off)																				
2024	8	8	470	74.1	53.8	3 (0)																				
Career	51	40	2941			15 (2)																				
	<p><b>69 COOPER STARKS</b> OL • 6-5 • 329 • So.</p>	<ul style="list-style-type: none"> <li>• Did not see the field as a freshman</li> <li>• Unanimous three-star prospect</li> <li>• Named Class 2-A All-State as a senior</li> <li>• Also played basketball and competed in shot put</li> <li>• Owns a shot put career-best of 56'8.75"</li> </ul>																								
	<p><b>70 CADE McCONNELL</b> OL • 6-5 • 315 • Jr.</p> <table border="1"> <thead> <tr> <th></th> <th>GP</th> <th>GS</th> <th>Snaps</th> <th>PFF&gt;PBLK</th> <th>RBLK</th> <th>Pen (Dec/Off)</th> </tr> </thead> <tbody> <tr> <td>2024</td> <td>7</td> <td>0</td> <td>35</td> <td>84.0</td> <td>56.5</td> <td>0 (0)</td> </tr> <tr> <td>Career</td> <td>7</td> <td>0</td> <td>35</td> <td></td> <td></td> <td>0 (0)</td> </tr> </tbody> </table>		GP	GS	Snaps	PFF>PBLK	RBLK	Pen (Dec/Off)	2024	7	0	35	84.0	56.5	0 (0)	Career	7	0	35			0 (0)	<ul style="list-style-type: none"> <li>• Did not see the field in two seasons at Minnesota (2022-23)</li> <li>• Consensus three-star recruit out of high school</li> <li>• Named all-state by The Oklahoman as a senior</li> <li>• Father, Aaron, played at Pittsburg State when Tim Beck was the offensive coordinator</li> <li>• Aaron went on to play in the NFL for the Titans and Falcons, as well as the Arena League for the Nashville Kats</li> </ul>	<p><b>TOP GAMES</b></p> <p>PFF Pass Block PFF Run Block</p>	<p><b>2024</b></p> <p>79.4 vs. Alcorn State 59.2 vs. Virginia Tech</p>	<p><b>Career</b></p> <p>79.4 vs. Alcorn State 2024 59.2 vs. Virginia Tech 2024</p>
	GP	GS	Snaps	PFF>PBLK	RBLK	Pen (Dec/Off)																				
2024	7	0	35	84.0	56.5	0 (0)																				
Career	7	0	35			0 (0)																				
	<p><b>71 GAGE PITCHFORD</b> OL • 6-6 • 315 • Gr.</p> <table border="1"> <thead> <tr> <th></th> <th>GP</th> <th>GS</th> <th>Snaps</th> <th>PFF&gt;PBLK</th> <th>RBLK</th> <th>Pen (Dec/Off)</th> </tr> </thead> <tbody> <tr> <td>2024</td> <td>7</td> <td>0</td> <td>5</td> <td>70.6</td> <td>59.5</td> <td>1 (0)</td> </tr> <tr> <td>Career</td> <td>29</td> <td>8</td> <td>779</td> <td></td> <td></td> <td>3 (1)</td> </tr> </tbody> </table>		GP	GS	Snaps	PFF>PBLK	RBLK	Pen (Dec/Off)	2024	7	0	5	70.6	59.5	1 (0)	Career	29	8	779			3 (1)	<ul style="list-style-type: none"> <li>• Played in all 12 games last season, primarily at right guard</li> <li>• Posted a PFF pass block grade of 75 or better in four games, including vs. No. 1 Georgia</li> <li>• Did not allow a sack last season, per PFF</li> <li>• Three-time Academic Honor Roll selection graduated in May 2024 with a degree in engineering science</li> </ul>	<p><b>TOP GAMES</b></p> <p>PFF Pass Block PFF Run Block</p>	<p><b>2024</b></p> <p>70.6 vs. Alcorn State 59.5 vs. Alcorn State</p>	<p><b>Career</b></p> <p>84.3 vs. Ole Miss 2022 70.6 vs. Missouri 2023</p>
	GP	GS	Snaps	PFF>PBLK	RBLK	Pen (Dec/Off)																				
2024	7	0	5	70.6	59.5	1 (0)																				
Career	29	8	779			3 (1)																				
	<p><b>72 JOSH RAYMOND</b> OL • 6-4 • 298 • Fr.</p>	<ul style="list-style-type: none"> <li>• Unanimous three-star prospect</li> <li>• Under Armour All-American as a senior</li> <li>• Helped high school to regional finals in 2022</li> </ul>																								
	<p><b>73 CHARLIE CLARK</b> OL • 6-7 • 316 • Sr.</p> <table border="1"> <thead> <tr> <th></th> <th>GP</th> <th>GS</th> <th>Snaps</th> <th>PFF&gt;PBLK</th> <th>RBLK</th> <th>Pen (Dec/Off)</th> </tr> </thead> <tbody> <tr> <td>2024</td> <td>8</td> <td>0</td> <td>13</td> <td></td> <td>57.7</td> <td>0 (0)</td> </tr> <tr> <td>Career</td> <td>19</td> <td>0</td> <td>27</td> <td></td> <td></td> <td>0 (0)</td> </tr> </tbody> </table>		GP	GS	Snaps	PFF>PBLK	RBLK	Pen (Dec/Off)	2024	8	0	13		57.7	0 (0)	Career	19	0	27			0 (0)	<ul style="list-style-type: none"> <li>• Played in 11 games in 2023, mostly on special teams</li> <li>• Two-time SEC Academic Honor Roll selection</li> </ul>	<p><b>TOP GAMES</b></p> <p>PFF Pass Block PFF Run Block</p>	<p><b>2024</b></p> <p>57.7 vs. Alcorn State</p>	<p><b>Career</b></p> <p>74.1 vs. Alabama A&amp;M 2023 60.2 vs. Hawai'i 2022</p>
	GP	GS	Snaps	PFF>PBLK	RBLK	Pen (Dec/Off)																				
2024	8	0	13		57.7	0 (0)																				
Career	19	0	27			0 (0)																				
	<p><b>74 CAMERON BOSEN</b> OL • 6-6 • 318 • Fr. • <i>BOW-sen</i></p>	<ul style="list-style-type: none"> <li>• Won National Football Foundation Charles W. Hawkins Scholar-Athlete Award</li> <li>• Honorable mention all-region and TACA East-West All-Star as a senior</li> <li>• Played bass and cello in high school orchestra</li> </ul>																								



# COMMODORE CAPSULES



	<p><b>75 MISAEL SANDOVAL</b> OL • 6-7 • 337 • So. • MEE-sah san-dah-VAL</p> <table border="1"> <thead> <tr> <th></th> <th>GP</th> <th>GS</th> <th>Snaps</th> <th>PFF&gt;PBLK</th> <th>RBLK</th> <th>Pen (Dec/Off)</th> </tr> </thead> <tbody> <tr> <td>2024</td> <td>8</td> <td>0</td> <td>4</td> <td>70.4</td> <td>60.1</td> <td>0 (0)</td> </tr> <tr> <td>Career</td> <td>8</td> <td>0</td> <td>4</td> <td></td> <td></td> <td>0 (0)</td> </tr> </tbody> </table>		GP	GS	Snaps	PFF>PBLK	RBLK	Pen (Dec/Off)	2024	8	0	4	70.4	60.1	0 (0)	Career	8	0	4			0 (0)	<ul style="list-style-type: none"> <li>• Did not see the field as a freshman</li> <li>• Three-star prospect by On3, 247Sports and ESPN</li> <li>• Was the No. 109 offensive tackle in the class per ESPN</li> </ul>	<p><b>TOP GAMES</b></p> <p>PFF Pass Block PFF Run Block</p>	<p><b>2024</b></p> <p>70. 4 vs. Alcorn State 60.1 vs. Alcorn State</p>	<p><b>Career</b></p> <p>70. 4 vs. Alcorn State 2024 60.1 vs. Alcorn State 2024</p>									
	GP	GS	Snaps	PFF>PBLK	RBLK	Pen (Dec/Off)																													
2024	8	0	4	70.4	60.1	0 (0)																													
Career	8	0	4			0 (0)																													
	<p><b>76 GRAYSON MORGAN</b> OL • 6-5 • 292 • Jr.</p> <table border="1"> <thead> <tr> <th></th> <th>GP</th> <th>GS</th> <th>Snaps</th> <th>PFF&gt;PBLK</th> <th>RBLK</th> <th>Pen (Dec/Off)</th> </tr> </thead> <tbody> <tr> <td>2023</td> <td>7</td> <td>4</td> <td>212</td> <td>70.2</td> <td>62.1</td> <td>3 (0)</td> </tr> <tr> <td>Career</td> <td>8</td> <td>4</td> <td>223</td> <td></td> <td></td> <td>3 (0)</td> </tr> </tbody> </table>		GP	GS	Snaps	PFF>PBLK	RBLK	Pen (Dec/Off)	2023	7	4	212	70.2	62.1	3 (0)	Career	8	4	223			3 (0)	<ul style="list-style-type: none"> <li>• Played in seven games and made four starts in 2023</li> <li>• Earned a PFF pass block grade of at least 70 in four games</li> <li>• Played in one game as a freshman in 2022, making 11 offensive snaps at center in win at Hawai'i</li> <li>• Went to state championship game in football and won state title in basketball during prep career (starting center in basketball)</li> </ul>	<p><b>TOP GAMES</b></p> <p>PFF Pass Block PFF Run Block</p>	<p><b>2024</b></p>	<p><b>Career</b></p> <p>79.7 vs. Alabama A&amp;M 2023 82.7 vs. Alabama A&amp;M 2023</p>									
	GP	GS	Snaps	PFF>PBLK	RBLK	Pen (Dec/Off)																													
2023	7	4	212	70.2	62.1	3 (0)																													
Career	8	4	223			3 (0)																													
	<p><b>77 DAVID SIEGEL</b> OL • 6-6 • 300 • Jr. • SEE-gul</p> <table border="1"> <thead> <tr> <th></th> <th>GP</th> <th>GS</th> <th>Snaps</th> <th>PFF&gt;PBLK</th> <th>RBLK</th> <th>Pen (Dec/Off)</th> </tr> </thead> <tbody> <tr> <td>2023</td> <td>1</td> <td>0</td> <td>4</td> <td>--</td> <td>50.2</td> <td>0 (0)</td> </tr> <tr> <td>Career</td> <td>5</td> <td>0</td> <td>4</td> <td></td> <td></td> <td>0 (0)</td> </tr> </tbody> </table>		GP	GS	Snaps	PFF>PBLK	RBLK	Pen (Dec/Off)	2023	1	0	4	--	50.2	0 (0)	Career	5	0	4			0 (0)	<ul style="list-style-type: none"> <li>• Played in one game as a sophomore after appearing in four as a freshman</li> <li>• Rated one of the top 100 offensive tackles in signing class by On3</li> <li>• Blocked for the top offense in prep football as a senior, leading Hug Hu School to a 9-0 record</li> </ul>	<p><b>TOP GAMES</b></p> <p>PFF Pass Block PFF Run Block</p>	<p><b>2024</b></p>	<p><b>Career</b></p> <p>50.2 vs. Alabama A&amp;M 2023</p>									
	GP	GS	Snaps	PFF>PBLK	RBLK	Pen (Dec/Off)																													
2023	1	0	4	--	50.2	0 (0)																													
Career	5	0	4			0 (0)																													
	<p><b>78 KEEGAN WECHSLER</b> OL • 6-2 • 281 • So. • WEX-ler</p>	<ul style="list-style-type: none"> <li>• Did not see the field as a freshman in 2023</li> <li>• Earned all-district honors as both an offensive lineman and defensive lineman as a senior in high school</li> <li>• Also played baseball and track</li> <li>• Both parents played collegiate soccer</li> </ul>																																	
	<p><b>79 CONOR WEASLER</b> P • 6-0 • 181 • So. • WEEZ-ler</p>	<ul style="list-style-type: none"> <li>• Did not see game action in 2023</li> </ul>																																	
	<p><b>80 TRISTEN BROWN</b> WR • 5-10 • 185 • Fr.</p> <table border="1"> <thead> <tr> <th></th> <th>GP</th> <th>GS</th> <th>Rec</th> <th>Yds</th> <th>TD</th> <th>Long</th> <th>Rec/G</th> <th>YPC</th> <th>Yds/G</th> </tr> </thead> <tbody> <tr> <td>2024</td> <td>5</td> <td>0</td> <td>3</td> <td>27</td> <td>0</td> <td>11</td> <td>0.6</td> <td>9</td> <td>5.4</td> </tr> <tr> <td>Career</td> <td>5</td> <td>0</td> <td>3</td> <td>27</td> <td>0</td> <td>11</td> <td>0.6</td> <td>9</td> <td>5.4</td> </tr> </tbody> </table>		GP	GS	Rec	Yds	TD	Long	Rec/G	YPC	Yds/G	2024	5	0	3	27	0	11	0.6	9	5.4	Career	5	0	3	27	0	11	0.6	9	5.4	<ul style="list-style-type: none"> <li>• Unanimous three-star prospect</li> <li>• Named district offensive MVP as a junior and senior</li> <li>• Caught 98 passes for 2,275 yards and 28 touchdowns during prep career</li> <li>• Averaged 42.6 yards on kickoff returns as a junior</li> </ul>	<p><b>TOP GAMES</b></p> <p>Receiving Yards Receiving TDs Longest Reception</p>	<p><b>2024</b></p> <p>27 vs. Alcorn State 11 vs. Alcorn State</p>	<p><b>Career</b></p> <p>27 vs. Alcorn State 2024 11 vs. Alcorn State 2024</p>
	GP	GS	Rec	Yds	TD	Long	Rec/G	YPC	Yds/G																										
2024	5	0	3	27	0	11	0.6	9	5.4																										
Career	5	0	3	27	0	11	0.6	9	5.4																										
	<p><b>81 HUTCH BAIRD</b> WR • 6-1 • 197 • Sr.</p> <table border="1"> <thead> <tr> <th></th> <th>GP</th> <th>GS</th> <th>Rec</th> <th>Yds</th> <th>TD</th> <th>Long</th> <th>Rec/G</th> <th>YPC</th> <th>Yds/G</th> </tr> </thead> <tbody> <tr> <td>2021</td> <td>6</td> <td>0</td> <td>0</td> <td>0</td> <td>0</td> <td>0</td> <td>0</td> <td>0</td> <td>0</td> </tr> <tr> <td>Career</td> <td>6</td> <td>0</td> <td>0</td> <td>0</td> <td>0</td> <td>0</td> <td>0</td> <td>0</td> <td>0</td> </tr> </tbody> </table>		GP	GS	Rec	Yds	TD	Long	Rec/G	YPC	Yds/G	2021	6	0	0	0	0	0	0	0	0	Career	6	0	0	0	0	0	0	0	0	<ul style="list-style-type: none"> <li>• Has not seen the field at Vandy</li> <li>• SEC Academic Honor Roll in 2023</li> <li>• Played in six games during freshman season at Johns Hopkins</li> <li>• Played football and ran track in high school, helping Mentor to at least the state semifinals in football during three of four years</li> <li>• Mother, Lynn, played soccer at TCU</li> </ul>			
	GP	GS	Rec	Yds	TD	Long	Rec/G	YPC	Yds/G																										
2021	6	0	0	0	0	0	0	0	0																										
Career	6	0	0	0	0	0	0	0	0																										
	<p><b>82 BRYCEN COLEMAN</b> WR • 6-5 • 210 • Fr.</p> <table border="1"> <thead> <tr> <th></th> <th>GP</th> <th>GS</th> <th>Rec</th> <th>Yds</th> <th>TD</th> <th>Long</th> <th>Rec/G</th> <th>YPC</th> <th>Yds/G</th> </tr> </thead> <tbody> <tr> <td>2024</td> <td>2</td> <td>0</td> <td>0</td> <td>0</td> <td>0</td> <td>0</td> <td>0</td> <td>0</td> <td>0</td> </tr> <tr> <td>Career</td> <td>2</td> <td>0</td> <td>0</td> <td>0</td> <td>0</td> <td>0</td> <td>0</td> <td>0</td> <td>0</td> </tr> </tbody> </table>		GP	GS	Rec	Yds	TD	Long	Rec/G	YPC	Yds/G	2024	2	0	0	0	0	0	0	0	0	Career	2	0	0	0	0	0	0	0	0	<ul style="list-style-type: none"> <li>• Four-star prospect per 247Sports</li> <li>• Ranked among the top-65 players in the class by 247 and ESPN</li> <li>• Had 72 catches for 1,158 yards and 241 carries for 1,854 yards during prep career, totaling 41 touchdowns</li> <li>• Also played basketball and baseball</li> <li>• Mother, Mel, played basketball at Oneonta State</li> <li>• Father, Jake, played basketball and football at Salisbury</li> </ul>	<p><b>TOP GAMES</b></p>	<p><b>2024</b></p>	<p><b>Career</b></p>
	GP	GS	Rec	Yds	TD	Long	Rec/G	YPC	Yds/G																										
2024	2	0	0	0	0	0	0	0	0																										
Career	2	0	0	0	0	0	0	0	0																										
	<p><b>83 DEREK KEE</b> WR • 6-4 • 190 • So.</p>	<ul style="list-style-type: none"> <li>• Regional offensive player of the year as a senior in high school</li> <li>• Set the school record for receiving yards and receiving touchdowns in a season</li> <li>• Recorded a 4.0 GPA in high school and graduated first in his class</li> </ul>																																	
	<p><b>84 KAMREAN JOHNSON</b> TE • 6-5 • 230 • So. • KAM-ren</p> <table border="1"> <thead> <tr> <th></th> <th>GP</th> <th>GS</th> <th>Rec</th> <th>Yds</th> <th>TD</th> <th>Long</th> <th>Rec/G</th> <th>YPC</th> <th>Yds/G</th> </tr> </thead> <tbody> <tr> <td>2024</td> <td>8</td> <td>1</td> <td>1</td> <td>6</td> <td>1</td> <td>6</td> <td>0.1</td> <td>6.0</td> <td>0.8</td> </tr> <tr> <td>Career</td> <td>20</td> <td>1</td> <td>11</td> <td>105</td> <td>3</td> <td>17</td> <td>0.6</td> <td>9.5</td> <td>5.3</td> </tr> </tbody> </table>		GP	GS	Rec	Yds	TD	Long	Rec/G	YPC	Yds/G	2024	8	1	1	6	1	6	0.1	6.0	0.8	Career	20	1	11	105	3	17	0.6	9.5	5.3	<ul style="list-style-type: none"> <li>• Played in all 12 games as a freshman</li> <li>• Honorable mention All-SEC specialist (College Football Network)</li> <li>• Caught first career TD against Alabama A&amp;M</li> <li>• Also had a touchdown grab against Kentucky</li> <li>• Three-star prospect played receiver in high school</li> <li>• Also played basketball</li> </ul>	<p><b>TOP GAMES</b></p> <p>Receiving Yards Receiving TDs Longest Reception</p>	<p><b>2024</b></p> <p>6 vs. Alabama 1 vs. Alabama 6 vs. Alabama</p>	<p><b>Career</b></p> <p>22 vs. Tennessee 2023 1 three times 17 vs. Alabama A&amp;M 2023</p>
	GP	GS	Rec	Yds	TD	Long	Rec/G	YPC	Yds/G																										
2024	8	1	1	6	1	6	0.1	6.0	0.8																										
Career	20	1	11	105	3	17	0.6	9.5	5.3																										
	<p><b>85 LANDON WELLS</b> WR • 5-10 • 180 • Jr.</p> <table border="1"> <thead> <tr> <th></th> <th>GP</th> <th>GS</th> <th>Rec</th> <th>Yds</th> <th>TD</th> <th>Long</th> <th>Rec/G</th> <th>YPC</th> <th>Yds/G</th> </tr> </thead> <tbody> <tr> <td>2024</td> <td>1</td> <td>0</td> <td>0</td> <td>0</td> <td>0</td> <td>0</td> <td>0</td> <td>0</td> <td>0</td> </tr> <tr> <td>Career</td> <td>1</td> <td>0</td> <td>0</td> <td>0</td> <td>0</td> <td>0</td> <td>0</td> <td>0</td> <td>0</td> </tr> </tbody> </table>		GP	GS	Rec	Yds	TD	Long	Rec/G	YPC	Yds/G	2024	1	0	0	0	0	0	0	0	0	Career	1	0	0	0	0	0	0	0	0	<ul style="list-style-type: none"> <li>• SEC Academic Honor Roll in 2023</li> <li>• Played quarterback at Brentwood Academy, helping team to state quarterfinals as a senior</li> </ul>	<p><b>TOP GAMES</b></p> <p>Receiving Yards Receiving TDs Longest Reception</p>	<p><b>2024</b></p>	<p><b>Career</b></p>
	GP	GS	Rec	Yds	TD	Long	Rec/G	YPC	Yds/G																										
2024	1	0	0	0	0	0	0	0	0																										
Career	1	0	0	0	0	0	0	0	0																										
	<p><b>86 WITT EDWARDS</b> WR • 6-5 • 200 • Fr.</p>	<ul style="list-style-type: none"> <li>• Four-star prospect per 247Sports and ESPN</li> <li>• Played both wide receiver and outside linebacker in high school</li> <li>• Rated a top-10 player in Oklahoma by all four services</li> <li>• Named to the 2023 Freaks List by 247Sports</li> <li>• Also wrestled in high school</li> <li>• Dad and brother both wrestled at Oklahoma State</li> </ul>																																	

# COMMODORE CAPSULES

	<p><b>87 JOSEPH MCVAY</b> WR • 6-1 • 200 • Fr.</p> <table border="1"> <thead> <tr> <th></th> <th>GP</th> <th>GS</th> <th>Rec</th> <th>Yds</th> <th>TD</th> <th>Long</th> <th>Rec/G</th> <th>YPC</th> <th>Yds/G</th> </tr> </thead> <tbody> <tr> <td>2024</td> <td>1</td> <td>0</td> <td>1</td> <td>65</td> <td>1</td> <td>65</td> <td>1.0</td> <td>65</td> <td>65.0</td> </tr> <tr> <td>Career</td> <td>1</td> <td>0</td> <td>1</td> <td>65</td> <td>1</td> <td>65</td> <td>1.0</td> <td>65</td> <td>65.0</td> </tr> </tbody> </table>		GP	GS	Rec	Yds	TD	Long	Rec/G	YPC	Yds/G	2024	1	0	1	65	1	65	1.0	65	65.0	Career	1	0	1	65	1	65	1.0	65	65.0	<ul style="list-style-type: none"> <li>• Four-star prospect per 247Sports</li> <li>• Unanimously ranked one of the top-100 receivers in the class</li> <li>• Played both receiver and safety in high school</li> <li>• Named to 2023 Freaks List by 247Sports</li> <li>• Also played basketball and competed in track and field</li> <li>• Owned a PR of 6'6" in the high jump</li> </ul>	<p><b>TOP GAMES</b></p> <p>Receiving Yards Receiving TDs Longest Reception</p>	<p><b>2024</b></p> <p>65 vs. Missouri 1 vs. Missouri 65 vs. Missouri</p>	<p><b>Career</b></p> <p>65 vs. Missouri 2024 1 vs. Missouri 2024 65 vs. Missouri 2024</p>
	GP	GS	Rec	Yds	TD	Long	Rec/G	YPC	Yds/G																										
2024	1	0	1	65	1	65	1.0	65	65.0																										
Career	1	0	1	65	1	65	1.0	65	65.0																										
	<p><b>88 BOSKI BARRETT</b> WR • 5-11 • 175 • Fr. • <i>BO-ski</i></p>	<ul style="list-style-type: none"> <li>• Unanimous three-star prospect</li> <li>• Rated among the top-100 receivers in the class by ESPN, 247 and On3</li> <li>• Finalist for Tennessee Mr. Football (Division II, Class AA)</li> <li>• Played both sides of the ball, leading Knox County in both interceptions (nine) and touchdowns (16) as a senior</li> </ul>																																	
	<p><b>88 BROCK TAYLOR</b> K • 6-1 • 161 • So.</p> <table border="1"> <thead> <tr> <th></th> <th>GP</th> <th>KO</th> <th>Yds.</th> <th>Avg.</th> <th>TB</th> <th>PAT</th> <th>FG</th> <th>Long</th> </tr> </thead> <tbody> <tr> <td>2024</td> <td>8</td> <td>23</td> <td>1420</td> <td>61.7</td> <td>14</td> <td>27</td> <td>15-18</td> <td>57</td> </tr> <tr> <td>Career</td> <td>8</td> <td>23</td> <td>1420</td> <td>61.7</td> <td>14</td> <td>27</td> <td>15-18</td> <td>57</td> </tr> </tbody> </table>		GP	KO	Yds.	Avg.	TB	PAT	FG	Long	2024	8	23	1420	61.7	14	27	15-18	57	Career	8	23	1420	61.7	14	27	15-18	57	<ul style="list-style-type: none"> <li>• Two-time SEC Special Teams Player of the Week (Oct. 7, Oct. 14)</li> <li>• Did not play as a freshman in 2023</li> <li>• Unanimous three-star prospect out of high school</li> <li>• Ranked the No. 5 kicker in his class by 247Sports</li> <li>• Five-star kicking prospect per Kohl's Kicking</li> <li>• Special Teams MVP for Division II-AAA East (Main Street Preps)</li> <li>• Made a game-winning PAT with no time on the clock to beat Nashville Father Ryan, 43-42, during his senior year</li> </ul>	<p><b>TOP GAMES</b></p> <p>Field Goals Long</p>	<p><b>2024</b></p> <p>3 vs. Ball State 57 vs. Missouri</p>	<p><b>Career</b></p> <p>3 vs. Ball State 2024 57 vs. Missouri 2024</p>			
	GP	KO	Yds.	Avg.	TB	PAT	FG	Long																											
2024	8	23	1420	61.7	14	27	15-18	57																											
Career	8	23	1420	61.7	14	27	15-18	57																											
	<p><b>90 TED GREGOIRE</b> DL • 6-3 • 327 • So. • <i>gre-GORE</i></p> <table border="1"> <thead> <tr> <th></th> <th>GP</th> <th>GS</th> <th>Tackles</th> <th>TFL</th> <th>Sack</th> <th>FF</th> <th>PD</th> <th>INT</th> <th>TD</th> </tr> </thead> <tbody> <tr> <td>2024</td> <td>1</td> <td>0</td> <td>0</td> <td>0</td> <td>0</td> <td>0</td> <td>0</td> <td>0</td> <td>0</td> </tr> <tr> <td>Career</td> <td>1</td> <td>0</td> <td>0</td> <td>0</td> <td>0</td> <td>0</td> <td>0</td> <td>0</td> <td>0</td> </tr> </tbody> </table>		GP	GS	Tackles	TFL	Sack	FF	PD	INT	TD	2024	1	0	0	0	0	0	0	0	0	Career	1	0	0	0	0	0	0	0	0	<ul style="list-style-type: none"> <li>• Did not play as a true freshman in 2023</li> <li>• Unanimous three-star prospect out of high school</li> <li>• Unanimous top-30 prospect from New Jersey</li> <li>• Played offensive tackle, wide receiver, tight end, defensive end and defensive tackle during high school career</li> <li>• Also played basketball</li> </ul>	<p><b>TOP GAMES</b></p> <p>Tackles Sacks Passes Defended</p>	<p><b>2024</b></p>	<p><b>Career</b></p>
	GP	GS	Tackles	TFL	Sack	FF	PD	INT	TD																										
2024	1	0	0	0	0	0	0	0	0																										
Career	1	0	0	0	0	0	0	0	0																										
	<p><b>91 CHRISTIAN JAMES</b> DL • 6-4 • 290 • Gr.</p> <table border="1"> <thead> <tr> <th></th> <th>GP</th> <th>GS</th> <th>Tackles</th> <th>TFL</th> <th>Sack</th> <th>FF</th> <th>PD</th> <th>INT</th> <th>TD</th> </tr> </thead> <tbody> <tr> <td>2024</td> <td>8</td> <td>1</td> <td>14</td> <td>2</td> <td>0</td> <td>0</td> <td>1</td> <td>0</td> <td>0</td> </tr> <tr> <td>Career</td> <td>46</td> <td>21</td> <td>92</td> <td>11.5</td> <td>2</td> <td>0</td> <td>5</td> <td>0</td> <td>0</td> </tr> </tbody> </table>		GP	GS	Tackles	TFL	Sack	FF	PD	INT	TD	2024	8	1	14	2	0	0	1	0	0	Career	46	21	92	11.5	2	0	5	0	0	<ul style="list-style-type: none"> <li>• Has played in 38 career games with 20 starts entering his sixth year at Vanderbilt</li> <li>• Redshirted as a freshman in 2019 and did not lose eligibility during Covid season in 2020</li> <li>• Two-time SEC Academic Honor Roll selection has already earned two degrees from Vanderbilt</li> </ul>	<p><b>TOP GAMES</b></p> <p>Tackles Sacks Passes Defended</p>	<p><b>2024</b></p> <p>3 twice 1 vs. Missouri</p>	<p><b>Career</b></p> <p>5 twice 1 vs. Kentucky 2022 1 five times</p>
	GP	GS	Tackles	TFL	Sack	FF	PD	INT	TD																										
2024	8	1	14	2	0	0	1	0	0																										
Career	46	21	92	11.5	2	0	5	0	0																										
	<p><b>92 EVAN HERRMANN</b> DL • 6-6 • 225 • So.</p>	<ul style="list-style-type: none"> <li>• Did not see the field as a freshman in 2023</li> <li>• Rated a three-star prep prospect by On3 and 247Sports</li> <li>• Top prospect in Wisconsin in his class per On3</li> <li>• All-Wisconsin player as a senior (Associated Press)</li> <li>• Also played baseball and ran track</li> <li>• All-state in 110-meter hurdles (14.94 PR)</li> </ul>	<p><b>TOP GAMES</b></p>	<p><b>2024</b></p>	<p><b>Career</b></p>																														
	<p><b>94 BRADLEY MANN</b> DL • 6-6 • 288 • Jr.</p> <table border="1"> <thead> <tr> <th></th> <th>GP</th> <th>GS</th> <th>Tackles</th> <th>TFL</th> <th>Sack</th> <th>FF</th> <th>PD</th> <th>INT</th> <th>TD</th> </tr> </thead> <tbody> <tr> <td>2024</td> <td>8</td> <td>0</td> <td>9</td> <td>1</td> <td>0</td> <td>0</td> <td>0</td> <td>0</td> <td>0</td> </tr> <tr> <td>Career</td> <td>23</td> <td>0</td> <td>24</td> <td>5.5</td> <td>1</td> <td>0</td> <td>0</td> <td>0</td> <td>0</td> </tr> </tbody> </table>		GP	GS	Tackles	TFL	Sack	FF	PD	INT	TD	2024	8	0	9	1	0	0	0	0	0	Career	23	0	24	5.5	1	0	0	0	0	<ul style="list-style-type: none"> <li>• Played in all 12 games as a sophomore, making 12 tackles</li> <li>• Made first career sack against Auburn in 2023</li> <li>• Three-star prospect out of high school, helped team to back-to-back state title game appearances in 2019 and 2020</li> <li>• Also played lacrosse in high school</li> </ul>	<p><b>TOP GAMES</b></p> <p>Tackles Sacks Tackles for Loss</p>	<p><b>2024</b></p> <p>3 vs. Alcorn State 1 vs. Ball State</p>	<p><b>Career</b></p> <p>3 twice 1 vs. Auburn 2023 1.5 vs. Hawai'i 2023</p>
	GP	GS	Tackles	TFL	Sack	FF	PD	INT	TD																										
2024	8	0	9	1	0	0	0	0	0																										
Career	23	0	24	5.5	1	0	0	0	0																										
	<p><b>95 LINUS ZUNK</b> DL • 6-6 • 263 • Jr.</p> <table border="1"> <thead> <tr> <th></th> <th>GP</th> <th>GS</th> <th>Tackles</th> <th>TFL</th> <th>Sack</th> <th>FF</th> <th>PD</th> <th>INT</th> <th>TD</th> </tr> </thead> <tbody> <tr> <td>2024</td> <td>8</td> <td>1</td> <td>9</td> <td>2.5</td> <td>1.5</td> <td>0</td> <td>1</td> <td>0</td> <td>0</td> </tr> <tr> <td>Career</td> <td>17</td> <td>1</td> <td>16</td> <td>4.0</td> <td>2.0</td> <td>0</td> <td>1</td> <td>0</td> <td>0</td> </tr> </tbody> </table>		GP	GS	Tackles	TFL	Sack	FF	PD	INT	TD	2024	8	1	9	2.5	1.5	0	1	0	0	Career	17	1	16	4.0	2.0	0	1	0	0	<ul style="list-style-type: none"> <li>• Played in nine games last fall with seven tackles</li> <li>• Two-time SEC Academic Honor Roll</li> <li>• Three-star prospect out of Rabun Gap-Nacoochee</li> <li>• Native of Berlin, Germany, played football for just two years at Rabun Gap</li> <li>• Made 77 tackles as a senior</li> </ul>	<p><b>TOP GAMES</b></p> <p>Tackles Sacks Tackles for Loss</p>	<p><b>2024</b></p> <p>3 vs. Virginia Tech 1.5 vs. Virginia Tech 2.5 vs. Virginia Tech</p>	<p><b>Career</b></p> <p>3 twice 1.5 vs. Virginia Tech 2024 2.5 vs. Virginia Tech 2024</p>
	GP	GS	Tackles	TFL	Sack	FF	PD	INT	TD																										
2024	8	1	9	2.5	1.5	0	1	0	0																										
Career	17	1	16	4.0	2.0	0	1	0	0																										
	<p><b>96 KHORDAE SYDNOR</b> DL • 6-4 • 266 • Sr. • <i>core-DAY SID-nor</i></p> <table border="1"> <thead> <tr> <th></th> <th>GP</th> <th>GS</th> <th>Tackles</th> <th>TFL</th> <th>Sack</th> <th>FF</th> <th>PD</th> <th>INT</th> <th>TD</th> </tr> </thead> <tbody> <tr> <td>2024</td> <td>6</td> <td>6</td> <td>6</td> <td>3.5</td> <td>3</td> <td>0</td> <td>0</td> <td>0</td> <td>0</td> </tr> <tr> <td>Career</td> <td>32</td> <td>7</td> <td>33</td> <td>12.5</td> <td>9.5</td> <td>0</td> <td>1</td> <td>0</td> <td>0</td> </tr> </tbody> </table>		GP	GS	Tackles	TFL	Sack	FF	PD	INT	TD	2024	6	6	6	3.5	3	0	0	0	0	Career	32	7	33	12.5	9.5	0	1	0	0	<ul style="list-style-type: none"> <li>• Competed at Purdue for three seasons (2021-23)</li> <li>• Played in 10 games last fall for the Boilermakers, making five tackles</li> <li>• Played in all 14 games in 2022, making 22 tackles, 6.5 for loss</li> <li>• College Football News Freshman All-American (redshirt freshman in 2022)</li> <li>• Academic All-Big Ten</li> </ul>	<p><b>TOP GAMES</b></p> <p>Tackles Sacks</p>	<p><b>2024</b></p> <p>1 three times 1 twice</p>	<p><b>Career</b></p> <p>4 twice 2 twice</p>
	GP	GS	Tackles	TFL	Sack	FF	PD	INT	TD																										
2024	6	6	6	3.5	3	0	0	0	0																										
Career	32	7	33	12.5	9.5	0	1	0	0																										
	<p><b>97 HAYDEN BRAY</b> EDGE • 6-4 • 277 • Gr.</p> <table border="1"> <thead> <tr> <th></th> <th>GP</th> <th>GS</th> <th>Tackles</th> <th>TFL</th> <th>Sack</th> <th>FF</th> <th>PD</th> <th>INT</th> <th>TD</th> </tr> </thead> <tbody> <tr> <td>2023</td> <td>1</td> <td>0</td> <td>0</td> <td>0</td> <td>0</td> <td>0</td> <td>0</td> <td>0</td> <td>0</td> </tr> <tr> <td>Career</td> <td>1</td> <td>0</td> <td>0</td> <td>0</td> <td>0</td> <td>0</td> <td>0</td> <td>0</td> <td>0</td> </tr> </tbody> </table>		GP	GS	Tackles	TFL	Sack	FF	PD	INT	TD	2023	1	0	0	0	0	0	0	0	0	Career	1	0	0	0	0	0	0	0	0	<ul style="list-style-type: none"> <li>• Joined Vanderbilt in 2024 after competing at Oklahoma (2021-23)</li> <li>• Appeared in one game for the Sooners vs. Tulsa in 2023</li> <li>• Graduated from Oklahoma in three years</li> <li>• Pursuing a master's of education in leadership and organizational performance at Vandy</li> <li>• Two-time Texas state champion at Austin's Westlake High School</li> </ul>	<p><b>TOP GAMES</b></p>	<p><b>2024</b></p>	<p><b>Career</b></p>
	GP	GS	Tackles	TFL	Sack	FF	PD	INT	TD																										
2023	1	0	0	0	0	0	0	0	0																										
Career	1	0	0	0	0	0	0	0	0																										
	<p><b>98 DE'MARION THOMAS</b> DL • 6-2 • 334 • So. • <i>duh-MAR-e-on</i></p> <table border="1"> <thead> <tr> <th></th> <th>GP</th> <th>GS</th> <th>Tackles</th> <th>TFL</th> <th>Sack</th> <th>FF</th> <th>PD</th> <th>INT</th> <th>TD</th> </tr> </thead> <tbody> <tr> <td>2024</td> <td>8</td> <td>8</td> <td>19</td> <td>1</td> <td>1</td> <td>0</td> <td>0</td> <td>0</td> <td>0</td> </tr> <tr> <td>Career</td> <td>18</td> <td>8</td> <td>26</td> <td>1.5</td> <td>1</td> <td>0</td> <td>0</td> <td>0</td> <td>0</td> </tr> </tbody> </table>		GP	GS	Tackles	TFL	Sack	FF	PD	INT	TD	2024	8	8	19	1	1	0	0	0	0	Career	18	8	26	1.5	1	0	0	0	0	<ul style="list-style-type: none"> <li>• Played in 10 games as a true freshman</li> <li>• Unanimous three-star prospect out of high school</li> <li>• Helped Union to an 11-1 record with only loss in state semifinals as a senior</li> <li>• Made 53 tackles as a junior while also starting at left guard on the offensive line</li> </ul>	<p><b>TOP GAMES</b></p> <p>Tackles Tackles for Loss Sack</p>	<p><b>2024</b></p> <p>4 twice 1 vs. Ball State 1 vs. Ball State</p>	<p><b>Career</b></p> <p>4 twice 1 vs. Ball State 2024 1 vs. Ball State 2024</p>
	GP	GS	Tackles	TFL	Sack	FF	PD	INT	TD																										
2024	8	8	19	1	1	0	0	0	0																										
Career	18	8	26	1.5	1	0	0	0	0																										
	<p><b>99 DEVIN LEE</b> DL • 6-2 • 290 • Sr.</p> <table border="1"> <thead> <tr> <th></th> <th>GP</th> <th>GS</th> <th>Tackles</th> <th>TFL</th> <th>Sack</th> <th>FF</th> <th>PD</th> <th>INT</th> <th>TD</th> </tr> </thead> <tbody> <tr> <td>2024</td> <td>4</td> <td>0</td> <td>1</td> <td>0</td> <td>0</td> <td>0</td> <td>0</td> <td>0</td> <td>0</td> </tr> <tr> <td>Career</td> <td>32</td> <td>11</td> <td>35</td> <td>5.5</td> <td>2</td> <td>0</td> <td>1</td> <td>0</td> <td>0</td> </tr> </tbody> </table>		GP	GS	Tackles	TFL	Sack	FF	PD	INT	TD	2024	4	0	1	0	0	0	0	0	0	Career	32	11	35	5.5	2	0	1	0	0	<ul style="list-style-type: none"> <li>• Played in 28 career games with 11 starts</li> <li>• Has appeared in the last 21 games</li> <li>• Made 34 career tackles</li> </ul>	<p><b>TOP GAMES</b></p> <p>Tackles Sacks Tackles for Loss Passes Defended</p>	<p><b>2024</b></p> <p>1 vs. Missouri</p>	<p><b>Career</b></p> <p>4 vs. Missouri 2022 1 vs. Missouri 2022 2 vs. Missouri 2022 1 vs. Tennessee 2021</p>
	GP	GS	Tackles	TFL	Sack	FF	PD	INT	TD																										
2024	4	0	1	0	0	0	0	0	0																										
Career	32	11	35	5.5	2	0	1	0	0																										

# GAME RECAPS

## GAME 1 Virginia Tech @ Vandy

	1	2	3	4	OT	TOT
	0	3	10	14	0	<b>27</b>
	3	14	3	7	7	<b>34</b>

**DATE** Aug. 31 **SITE** FirstBank Stadium (Nashville, Tenn.)

**KICKOFF** 11:07 a.m. **END** 2:48 p.m. **ELAPSED** 3:40  
**ATTENDANCE** 28,934 **WEATHER** Sunny 88 F/Wind W 2 MPH

### OVERTIME VICTORY TO OPEN 2024

**NASHVILLE, Tenn.** – Quarterback Diego Pavia scored three touchdowns and posted 294 total yards of offense to lead the Vanderbilt Commodores to a 34-27 win over RV/RV Virginia Tech in overtime in its 2024 season opener at FirstBank Stadium.

The Commodores won their third-straight season opener, as Vanderbilt collected its first victory over a team receiving votes since Nov. 12, 2022, when the Dores knocked off RV/24 Kentucky at Kroger Field.

Pavia, the 2023 CUSA Player of the Year and transfer from New Mexico State, threw for 190 yards and added 104 yards on the ground. Pavia went 12-of-16 and threw for two scores, while rushing for a third. He is the first Commodore to have over 100 passing yards and 100 rushing yards in a game since Mike Wright against Missouri on Oct. 30, 2021.

Vandy scored on its first three offensive possessions to take a 17-0 lead, and held the Hokies scoreless for the first 29 minutes of the first half, only allowing a 40-yard field goal with 52 seconds remaining before halftime. It was the first time Vanderbilt did not allow a touchdown to an FBS opponent in the first half since Sept. 28, 2019, against Northern Illinois.

Senior Quincy Skinner Jr. hauled in four catches for a team-best 72 receiving yards and a touchdown. Junior Langston Patterson paced the Vandy defense with 10 tackles, leading the Commodores in tackles for the fifth-straight game. Junior Linus Zunk collected two sacks, while freshman Glenn Seabrooks III added an interception.

Virginia Tech scored the first points of the second half with a 24-yard touchdown from senior Bhayshul Tuten that cut the Commodore lead to 17-10 at the 12:42 mark of the third quarter. Vanderbilt responded with a 53-yard field goal from sophomore Brock Taylor to push its lead back out to 20-10 with 7:07 remaining in the third. Taylor's 53-yarder tied him with Joseph Bulovas for the fifth-longest field goal in school history.

The Hokies pulled even with the Dores early in the fourth quarter, as Tuten hauled in an 11-yard score from redshirt junior Kyrion Drones to tie the game up at 20-all with 10:12 left to play. Virginia Tech got the ball back at the 7:38 mark after a Vanderbilt punt. The Hokies went 97 yards on six plays to take a 27-20 lead with 4:21 remaining in regulation.

With the Commodores trailing 27-20 late in the fourth quarter, sophomore Sedrick Alexander hauled in a pass from Pavia for an 8-yard touchdown reception that made it 27-all with 1:51 remaining in regulation.

Vanderbilt received the ball first in overtime and marched 25 yards down the field in four plays to take a 34-27 lead, capped off by Pavia's 4-yard touchdown run.

With Virginia Tech facing a 4th-and-11 from the Vanderbilt 12-yard line, the Dores forced a rushed pass up the middle that came up incomplete to secure the victory for Vandy.

### TEAM STATS





<b>First Downs</b>	21	20
<b>Rushing Yards</b>	75	181
<b>Passing Yards</b>	322	190
<b>Total Offense</b>	397	371
<b>Punts-Yards</b>	1-17	1-22
<b>Kickoffs-Yards</b>	4-96	2-50
<b>Possession Time</b>	25:28	34:32
<b>Third Down</b>	7-15	5-12
<b>Fourth Down</b>	1-2	1-1
<b>Red Zone Scores-Chances (TD)</b>	3-4	5-5
<b>Sacks By (Number-Yards)</b>	2-16	4-26
<b>PAT</b>	3-3	4-4
<b>2-pt Conversions</b>	0-0	0-0
<b>Field Goals</b>	2-2	2-3
<b>Points off Turnovers</b>	0	7

### INDIVIDUAL LEADERS



<b>Passing (Yds/C-A-I-TD)</b>	Drones 322/22-33-1-2 Schlee 0/0-1-1-0	Pavia 190/12-16-0-2
<b>Rushing (Att-Yds-TD)</b>	Tuten 9-34-1 Drones 16-19-0	Pavia 26-104-1 Alexander 17-69-1
<b>Receiving (Rec-Yds-TD)</b>	Tuten 6-18-1 Lane 4-62-0	Skinner Jr. 4-72-1 Sherrill 3-34-0
<b>Tackles (Solo-Tot)</b>	Lawson 7-9 Phillips II 2-7	Patterson 4-10 Longwell 2-9
<b>Sacks (No-Yds)</b>	Woodson 1.0-11	Zunk 1.5-14

## GAME 2 Alcorn State @ Vandy

	1	2	3	4	TOT
	0	0	0	0	<b>0</b>
	10	17	7	21	<b>55</b>

**DATE** Sept. 7 **SITE** FirstBank Stadium (Nashville, Tenn.)

**KICKOFF** 6:40 p.m. **END** 9:48 **ELAPSED** 3:08  
**ATTENDANCE** 24,080 **WEATHER** Sunny 74 F/Wind NE 10 MPH

### SHUTOUT SATURDAY

**NASHVILLE, Tenn.** – It was all black and gold on Saturday night at FirstBank Stadium as Vanderbilt shut out Alcorn State 55-0, the first for the Commodores since beating East Tennessee State 38-0 in 2019.

The Commodore offense got started with a 35-yard field goal by Brock Taylor midway through the first quarter before quickly picking up on the following drives. A tight end-to-tight end reverse pass from Eli Stowers to a wide-open Cole Spence set him up for his first reception and touchdown in black and gold.

Quarterback Diego Pavia continued his hot start with the program, putting Vandy up 17-0 with a tip-toeing 5-yard touchdown run in the second quarter.

The Vanderbilt defense shut down any attempt by Alcorn State to get its offense going in the first half, limiting the Braves to just 28 total yards. CJ Taylor came down with the fourth interception of his career in the middle of the first quarter, setting up the eventual touchdown by Spence. That pick made it seven of the last eight games where Vanderbilt's defense has had at least one interception.

A rushing touchdown by Sedrick Alexander—his second of the season—came with five minutes remaining in the half. Alexander now has consecutive games with a rushing touchdown for the first time in his career. Taylor nailed a 46-yard field goal as time ran down in the half to make the Vanderbilt lead 27-0 heading into the locker room.

In the third quarter, AJ Newberry found himself in the end zone for the first time in his career following a 20-yard rush up the middle.

The fourth quarter saw a trio of scores by the Dores. Junior quarterback Nate Johnson took a keeper 58 yards for his first touchdown at Vanderbilt. The Commodores then struck twice within six seconds of game time—first off a 57-yard punt return by Martel Hight, followed by a pick-six by Alan "Taco" Wright on the first play of the ensuing Alcorn State drive. Hight's house call was the first punt return touchdown for Vanderbilt since Jonathan Krause took one back on Nov. 24, 2012, at Wake Forest.

Vanderbilt's 55 points are the most scored in a game since last season's win against Alabama A&M and the most in a shutout since a 58-0 victory against Presbyterian on Sept. 17, 2012. The Commodore defense kept the Braves at bay with only 71 total yards in the game. The last time Vandy held its opponent under 100 yards was when the defense limited Chattanooga to just 93 yards in 2003.

Vanderbilt heads to Atlanta to take on Georgia State at 6 pm C.T. next Saturday. The Commodores look to go 3-0 for the first time in the Clark Lea era.

### TEAM STATS





<b>First Downs</b>	6	18
<b>Rushing Yards</b>	40	242
<b>Passing Yards</b>	31	100
<b>Total Offense</b>	71	342
<b>Punts-Yards</b>	8-316	2-111
<b>Kickoffs-Yards</b>	1-61	10-624
<b>Possession Time</b>	28:57	31:03
<b>Third Down</b>	1-11	6-10
<b>Fourth Down</b>	0-0	0-0
<b>Red Zone Scores-Chances (TD)</b>	0-0	5-5
<b>Sacks By (Number-Yards)</b>	2-15	1-3
<b>PAT</b>	0-0	7-7
<b>2-pt Conversions</b>	0-0	0-0
<b>Field Goals</b>	0-0	2-2
<b>Points off Turnovers</b>	0	14

### INDIVIDUAL LEADERS



<b>Passing (Yds/C-A-I-TD)</b>	Vaughn 20/5-9-0-0 Hartsfield Jr. -3/1-4-1-0 Macon 14/2-3-1-0	Pavia 83/10-13-0-0 Stowers 17/1-1-0-1
<b>Rushing (Att-Yds-TD)</b>	Stewart 10-29-0 Macon 2-6-0	Johnson 2-69-1 Alexander 12-54-1 Newberry 6-54-1
<b>Receiving (Rec-Yds-TD)</b>	Griffin 2-14-0 Blakes 2-6-0	Brown 3-27-0 Skinner Jr. 2-14-0
<b>Tackles (Solo-Tot)</b>	Summerour 4-5 Dew 2-5	DiCosmo 3-7 Kollie 1-5
<b>Sacks (No-Yds)</b>	Edwards 1.0-8 Gibson 1.0-7	Kollie 1.0-3

## GAME 3 Vandy @ Georgia State

	1	2	3	4	TOT
	0	10	0	22	<b>32</b>
	3	9	10	14	<b>36</b>

**DATE** Sept. 14 **SITE** Center Parc Stadium (Atlanta)

**KICKOFF** 7:02 p.m. ET **END** 10:46 p.m. **ELAPSED** 3:44  
**ATTENDANCE** 14,413 **WEATHER** Overcast 72 F/Wind E 13 MPH

### DORES FALL SHORT

**ATLANTA** – Vanderbilt's fourth-quarter comeback came undone on Saturday, as Georgia State scored a touchdown in the game's closing seconds to hand the Commodores a 36-32 loss at Center Parc Stadium.

It is Vandy's first loss of the 2024 season, as the Dores now stand at 2-1 overall. The win improves Georgia State to 2-1.

Trailing by two scores late in the fourth quarter the Commodore offense went full steam. Vanderbilt posted back-to-back touchdowns in 1:15 to take its first lead at 32-29. Running back Sedrick Alexander rushed into the end zone from one-yard out with 1:14 left to play.

Georgia State answered by going 75 yards downfield in seven plays, finding the end zone in 59 seconds. The Panthers reclaimed the lead when quarterback Christian Veilleux found a streaking Ted Hurst for a 25-yard touchdown with 15 seconds left to play.

The Commodores could not find pay dirt on their final possession, as the clock expired with Vanderbilt at its 47-yard line after completing a 17-yard pass.

The Dores amassed 380 yards of total offense. Graduate student Diego Pavia had his first 300-yard game as a Commodore, as the quarterback collected 310 total yards of offense. Pavia tossed for a season-high 270 yards and added 40 yards on the ground. He threw for a pair of touchdowns against the Panthers, finding Junior Sherrill for an 8-yard score right before halftime, then connected with tight end Eli Stowers for an 18-yard touchdown early in the fourth quarter.

Stowers hauled in nine receptions for 110 yards, both marks are single-game highs by a Commodore this season. A total of seven Dores caught a pass on Saturday. Alexander rushed for a team-best 42 yards and a score on 11 carries, as he has recorded a touchdown in all three games this season. AJ Newberry collected a touchdown for the second-straight game, while he hauled in a two-point conversion on Vanderbilt's final touchdown. The running back also added a 53-yard reception in the second quarter, which is the longest reception by a Vandy player this season, that set up the Commodores' first touchdown.

Randon Fontenette led the Vandy defense with eight tackles. Aeneas DiCosmo and Bryan Longwell teamed up for a sack, while the Dores had five tackles for loss. Longwell recorded his first collegiate interception and had four tackles against the Panthers.

### TEAM STATS




<b>First Downs</b>	23	25
<b>Rushing Yards</b>	110	157
<b>Passing Yards</b>	270	269
<b>Total Offense</b>	380	426
<b>Punts-Yards</b>	3-105	4-161
<b>Kickoffs-Yards</b>	7-452	7-453
<b>Possession Time</b>	27:22	32:38
<b>Third Down</b>	6-13	9-16
<b>Fourth Down</b>	1-2	0-0
<b>Red Zone Scores-Chances (TD)</b>	5-5	3-3
<b>Sacks By (Number-Yards)</b>	1-14	2-15
<b>PAT</b>	3-3	4-4
<b>2-pt Conversions</b>	1-1	0-0
<b>Field Goals</b>	1-1	2-3
<b>Points off Turnovers</b>	7	3

### INDIVIDUAL LEADERS



<b>Passing (Yds/C-A-I-TD)</b>	Pavia 270/18-33-0-2	Veilleux 269/26-41-1-3
<b>Rushing (Att-Yds-TD)</b>	Alexander 11-42-1 Pavia 15-40-0	Brock 15-96-0 Ford 6-35-0
<b>Receiving (Rec-Yds-TD)</b>	Stowers 9-110-1 Newberry 1-53-0	Hurst 7-128-2 Fleming 6-49-0
<b>Tackles (Solo-Tot)</b>	Fontenette 4-8 K. Taylor 6-7	Swint 5-8 Robinson 3-7
<b>Sacks (No-Yds)</b>	Longwell 0.5-7 DiCosmo 0.5-7	Swint 2.0-15

## GAME RECAPS GAME 4 Vandy @ Missouri

	1	2	3	4	10T	20T	TOT
V	7	6	7	0	7	0	<b>27</b>
	7	3	10	0	7	3	<b>30</b>

**DATE** Sept. 21 **SITE** Memorial Stadium (Columbia, Mo.)

**KICKOFF** 3:20 p.m. **END** 7:01 p.m. **ELAPSED** 3:40  
**ATTENDANCE** 62,621 **WEATHER** Sunny 74F / Wind SE 4MPH

### DOES FALL IN DOUBLE OVERTIME

**COLUMBIA, Mo.** — Blake Craig kicked a 37-yard field goal on the first possession of double overtime on Saturday to help lead No. 7/8 Missouri to a 30-27 victory over Vanderbilt at Faurot Field.

Craig's score came after Brady Cook found Luther Burden III for a 25-yard touchdown to send the game to a second extra period. The Commodores (2-2, 0-1 SEC) had an opportunity to tie the contest but saw a 31-yard field-goal attempt go wide left.

Cook finished 23-of-37 passing for 226 yards and two scores, with Burden posting six receptions for a game-high 76 yards while catch both of those touchdown passes. Nate Noel ran for 199 yards on 24 carries as well as the Tigers (4-0, 1-0) finished with 442 yards of total offense.

Diego Pavia countered with 178 yards and a pair of touchdown throws for the Does, hitting 14-of-23 attempts, and he led Vandy after finishing with 84 yards on 17 rushes as well. Eli Stowers was his top target after catching seven balls for 57 yards, while Sedrick Alexander chipped in with 52 yards on 11 carries.



Bryan Longwell and Langston Patterson paced the Vanderbilt defense with 12 and 11 tackles, respectively, with Longwell credited with 2½ stops behind the line of scrimmage. Randon Fontenette supplied eight tackles and Martel Hight finished with seven also.

Marvin Burks has 12 tackles to pace the Tigers and share game-high honors with Longwell as the Tigers limited the Commodores to 324 total yards.



Missouri scored on its first two possessions of the second half, with Craig hitting a field goal from 54 yards out and Marcus Carroll adding a three-yard touchdown run less than three minutes later to give the Tigers their first lead, 20-13. The Commodores would even the score late in the third quarter when AJ Newberry reached the end zone from four yards out to cap an eight-play, 80-yard march by Vandy that took over five minutes off the clock.

Pavia gave the Does an early 7-0 with a 65-yard touchdown pass to Joseph McVay less than six minutes into the contest, but when Mizzou answered on its ensuing possession with a 20-yard scoring pass from Cook to Burden the score was tied at the end of the opening period. Brock Taylor put Vandy back in front in the first 90 seconds of the second quarter after connecting on a 27-yard field goal, and following a 23-yard Craig field goal just over a minute remaining in the half Taylor responded with a school-record 57-yard field goal as time expired to give the Commodores a 13-10 lead at the break.

### TEAM STATS

		
<b>First Downs</b>	15	22
<b>Rushing Yards</b>	146	216
<b>Passing Yards</b>	178	226
<b>Total Offense</b>	326	442
<b>Punts-Yards</b>	6-280	3-115
<b>Kickoffs-Yards</b>	4-252	5-260
<b>Possession Time</b>	26:54	33:06
<b>Third Down</b>	4-14	7-17
<b>Fourth Down</b>	0-0	0-1
<b>Red Zone Scores-Chances (TD)</b>	2-2	3-4
<b>Sacks By (Number-Yards)</b>	3-13	1-12
<b>PAT</b>	3-3	3-3
<b>2-pt Conversions</b>	0-0	0-0
<b>Field Goals</b>	2-4	3-6
<b>Points off Turnovers</b>	0	0

### INDIVIDUAL LEADERS

		
<b>Passing (Yds/C-A-I-TD)</b>	Pavia 178/14-23-0-2	Cook 226/23-37-0-2
<b>Rushing (Att-Yds-TD)</b>	Pavia 17-84-0 Alexander 11-52-0	Noel 24-199-0 Carroll 5-10-1
<b>Receiving (Rec-Yds-TD)</b>	Stowers 7-57-0 McVay 1-65-1	Burden 6-76-2 Wease 5-55-0
<b>Tackles (Solo-Tot)</b>	Longwell 6-12 Patterson 5-11	Burks 1-12 McClellan 2-7
<b>Sacks (No-Yds)</b>	Fontenette 1.0-7 Sydnor 1.0-5 Longwell 1.0-1	Hicks 1.0-12

## GAME 5 Alabama @ Vandy

	1	2	3	4	TOT
A	7	7	14	7	<b>35</b>
V	13	10	7	10	<b>40</b>

**DATE** Oct. 5 **SITE** FirstBank Stadium (Nashville, Tenn.)

**KICKOFF** 3:20 p.m. **END** 6:47 p.m. **ELAPSED** 3:26  
**ATTENDANCE** 28,934 **WEATHER** Sunny 85F / Wind NE 4MPH

### THIS MAGIC MOMENT

**NASHVILLE, Tenn.** — There are only a few times in one's life when they know they are witnessing history, and Vanderbilt's 40-35 win over No. 1/2-ranked Alabama on Saturday was just that for a sell-out crowd at FirstBank Stadium.

The victory over the No. 1/2 Crimson Tide marks the first time in program history that the Commodores defeated the top-ranked team in the nation. Additionally, it is the school's first win over a top-five team.

Quarterback Diego Pavia collected 308 total yards in the win over the Tide, passing for 252 yards and two touchdowns. Tight end Eli Stowers had a game-high 113 receiving yards on six receptions.

The Does outgained Alabama in rushing yards, 166-84, led by Sedrick Alexander's 64 yards. The sophomore added a pair of scores on the ground.

Vanderbilt controlled the clock for most of the night against Alabama, as Vandy held the ball for 42:08 compared to the Crimson Tide's 17:52.

The Does never trailed the Tide on Saturday. Vandy opened the game with a 75-yard drive, as Alexander punched it in from seven yards out. The Vanderbilt defense extended the lead to 13-0 after Randon Fontenette's pick-six off a tipped pass by De'Rickey Wright.

Alabama got on the board at the 4:22 mark of the first quarter to make it a 13-7 contest. Vanderbilt answered as Alexander darted into the endzone to give the Does a 20-7 lead.

Vanderbilt took a 23-14 lead late in the second quarter thanks to a 51-yard field goal by sophomore Brock Taylor.

Alabama bookended halftime with a pair of touchdowns of its own to make it a two-point game at 23-21 with 12:01 left in the third quarter.



Pavia led the Commodores down the field on the next possession, facing a 4th-and-1 at the Alabama 36-yard line. The Commodore quarterback lofted a pass down the field that found the hands of Junior Sherill in the endzone to make it a 30-21 contest late in the third.

Alabama punched back with a 58-yard dart to Ryan Williams to pull back within two points at 30-28. The Does extended their lead to 33-28 midway through the fourth quarter after Taylor drilled a 33-yard field goal.



Pavia gave Vanderbilt a 40-28 lead with 5:26 left to play in the game after he found Kamrean Johnson for a six-yard score to cap off a 7-play, 53-yard drive that milked 4:29 off the clock.

The Crimson Tide responded again with a quick score to pull back within five points at 40-35 with 2:21 left in the contest. Vanderbilt was ran out the clock on the next possession to secure the historic five-point victory over the No. 1-ranked team in the nation.

### TEAM STATS

		
<b>First Downs</b>	17	26
<b>Rushing Yards</b>	84	166
<b>Passing Yards</b>	310	252
<b>Total Offense</b>	394	418
<b>Punts-Yards</b>	2-87	2-76
<b>Kickoffs-Yards</b>	6-377	8-517
<b>Possession Time</b>	17:52	42:08
<b>Third Down</b>	3-7	12-18
<b>Fourth Down</b>	1-1	1-1
<b>Red Zone Scores-Chances (TD)</b>	4-4 (4)	4-4 (3)
<b>Sacks By (Number-Yards)</b>	0-0	3-11
<b>PAT</b>	5-5	4-5
<b>2-pt Conversions</b>	0-0	0-0
<b>Field Goals</b>	0-0	2-2
<b>Points off Turnovers</b>	0	6

### INDIVIDUAL LEADERS

		
<b>Passing (Yds/C-A-I-TD)</b>	Milroe (310/18-24-1-1)	Pavia (252/16-20-0-2)
<b>Rushing (Att-Yds-TD)</b>	Miller (5-45-2) Haynes (6-23-0)	Alexander (21-64-2) Pavia (20-56-0)
<b>Receiving (Rec-Yds-TD)</b>	Williams (3-82-1) Bernard (3-70-0)	Stowers (6-113-0) Skinner Jr. (3-38-0)
<b>Tackles (Solo-Tot)</b>	Campbell (6-12) Moore (6-10)	Longwell (5-8) Patterson (2-7)
<b>Sacks (No-Yds)</b>		Rinaldi (1.0-3) Capers (1.0-8)

## GAME 6 Vandy @ Kentucky

	1	2	3	4	TOT
V	7	7	3	3	<b>20</b>
UK	0	7	0	6	<b>13</b>

**DATE** Oct. 12 **SITE** Kroger Field (Lexington, Ky.)

**KICKOFF** 6:55 p.m. CT **END** 11:18 p.m. **ELAPSED** 3:23  
**ATTENDANCE** 62,120 **WEATHER** Clear 70F / Wind SW 6MPH

### DOES ROLL ON

**LEXINGTON, Ky.** — There was no hangover for the Vanderbilt football team coming off the biggest win in school history, as the Commodores won a 20-13 slugfest at Kentucky on Saturday to post back-to-back SEC wins.

Quarterback Diego Pavia threw for two touchdowns and amassed 196 total yards in the victory. Pavia completed 15-of-18 for 143 yards, tossed for a pair of scores, and added 53 yards on the ground.

Senior Richie Hoskins led the Does with a career-high 44 receiving yards and one touchdown on three receptions. He found paydirt towards the end of the first half, as Pavia tossed an 18-yard dart down the sideline to Hoskins to give Vandy a 14-7 lead with 13 seconds left before halftime.

The Commodores' offense opened the game with a season-long 97-yard touchdown drive, as Vandy went down the field in eight plays to take a 7-0 lead over the Wildcats. Running back AJ Newberry hauled in a 20-yard touchdown pass to record his first receiving touchdown of the season.

Kentucky tied the game on the ensuing possession, then the two SEC rivals traded turnovers. The Does threw their first interception of the season at the 10:33 mark of the second quarter. Vanderbilt's defense got the ball back minutes later, as cornerback Trudell Berry forced a fumble that linebacker Nick Rinaldi recovered at the Vanderbilt 34-yard line with 2:24 remaining before the half.

Pavia moved the Does 60 yards downfield in six plays on their final possession of the first half, finishing the drive with an 18-yard touchdown to Hoskins that gave Vandy a 14-7 lead going into the locker room.

Vanderbilt extended its lead to 17-7 with a 49-yard field goal from Brock Taylor on the opening possession of the second half.


On the next possession, the Wildcats botched a field goal attempt from the Vandy 5-yard line, which resulted in safety De'Rickey Wright intercepting a pass from the UK holder.

Coming off the Wright interception, Vanderbilt drove the ball to the Kentucky 32-yard line, where Taylor drilled a 50-yard field goal to push the Commodore advantage out to 20-7.



Kentucky cut into that lead with a 22-yard touchdown pass with 7:02 left in the game. The Commodores had to punt the ball back to UK on its next possession.

The Vandy defense took the field with 2:26 remaining, clinging to a 20-13 lead. The Wildcats got into Vanderbilt territory, but the Does stood tall, as safety CJ Taylor sealed the game with an interception at the 1:06 mark of the fourth quarter.

### TEAM STATS



		
<b>First Downs</b>	19	23
<b>Rushing Yards</b>	145	164
<b>Passing Yards</b>	143	158
<b>Total Offense</b>	288	322
<b>Punts-Yards</b>	2-89	2-80
<b>Kickoffs-Yards</b>	5-259	3-195
<b>Possession Time</b>	34:35	25:25
<b>Third Down</b>	8-13	4-9
<b>Fourth Down</b>	0-0	1-3
<b>Red Zone Scores-Chances (TD)</b>	2-2 (2)	1-2 (1)
<b>Sacks By (Number-Yards)</b>	1-2	3-32
<b>PAT</b>	2-2	1-1
<b>2-pt Conversions</b>	0-0	0-0
<b>Field Goals</b>	2-2	0-0
<b>Points off Turnovers</b>	3	0

### INDIVIDUAL LEADERS

		
<b>Passing (Yds/C-A-I-TD)</b>	Pavia (143/15-18-1-2)	Vandagriff (158/15-25-0-1)
<b>Rushing (Att-Yds-TD)</b>	Alexander (11-58-0) Pavia (14-53-0)	Sumo-Kamgbaye (12-59-1) Vandagriff (9-37-0)
<b>Receiving (Rec-Yds-TD)</b>	Alexander (4-18-0) Hoskins (3-44-1)	Key (8-83-1) Brown (3-36-0)
<b>Tackles (Solo-Tot)</b>	Fontenette (5-7) Lovett (1-5)	Dumas-Johnson (6-0) Jackson (1.0-15) Dumas-Johnson (1.0-12) Weaver (1.0-5)
<b>Sacks (No-Yds)</b>	Rinaldi (1.0-2)	

# GAME RECAPS

## GAME 7 Ball State @ Vandy

	1	2	3	4	TOT
	7	0	7	0	<b>14</b>
	3	11	0	10	<b>24</b>

**DATE** Oct. 19 **SITE** FirstBank Stadium (Nashville, Tenn.)

**KICKOFF** 6:02 p.m. **END** 8:58 p.m. **ELAPSED** 2:56

**ATTENDANCE** 27,884 **WEATHER** Clear 64F / Wind NE 3MPH

### Commodores Capture Third Straight Win

**NASHVILLE, Tenn.** — Vanderbilt football outlasted Ball State 24-14 on Saturday night in the first meeting between the two programs, giving the Commodores their best start since opening the 2008 season 5-0.

Vanderbilt (5-2, 2-1 SEC) entered the matchup having scored first in each of the last three games. Ball State (2-5, 1-2 MAC) ended that streak on its opening drive, producing a 9-yard rushing touchdown from wide receiver Kial Kelly to put the Cardinals up 7-0. The Commodores got on the board with 1:42 remaining in the first quarter behind sophomore Brock Taylor's 27-yard field goal. Moments later, a promising Vanderbilt drive fizzled out in the red zone, allowing Taylor to add another kick with 11:37 to go in the second. Taylor's two first-half field goals marked the fourth straight game, and sixth total this season, that the Commodore kicker has converted multiple attempts in a contest.

Vanderbilt generated a much-needed spark ahead of the halftime break. Graduate quarterback Diego Pavia dumped a screen pass off to junior Eli Stowers, with the tight end breaking free en route to a 41-yard score. The play is tied for the longest catch of Stowers' career; he had a 41-yard reception against Virginia Tech earlier this season. The Dores added to the lead with a successful two-point conversion, a pass from Pavia to junior Cole Spence. Vanderbilt held a 14-7 advantage at the half while producing its most first-half yardage this season, 285.



The second half continued to be a low-scoring battle. Ball State evened the score 14-14 with 6:03 remaining in the third quarter, as quarterback Kadin Semonza threw a 7-yarder to tight end Tanner Koziol for the score. Vanderbilt reclaimed the lead 17-14 on its next drive behind yet another kick from Taylor, nailing a 38-yarder for his third make of the contest, a single-game career high. The kick also moved him into a tie for the sixth-most field goals in a single season in program history with 14.

The Commodores scored their first and only touchdown of the second half on a Pavia rush from five yards out. The Vanderbilt quarterback, who entered Saturday leading the SEC in quarterback rushing yards, now has three rushing touchdowns on the season. Pavia's run extended the lead to 24-14 with 7:48 left in the fourth quarter. Vanderbilt did not allow Ball State to score for the remainder of the game, holding the Cardinals to just 78 rushing yards throughout evening.



Stowers, Vanderbilt's leading receiver this season, finished at the top of the receiving yardage once again with eight catches for 130 yards on Saturday. The tight end now has three games of 100 receiving yards or more this season, the most by a Commodore since Jordan Matthews in 2013.

The victory marks the Dores' first three-game win streak in a single season since 2017, which is also the best home start since going 6-0 in 1982. Vanderbilt, who received votes in the most recent polls, hosts No. 1/1 Texas at FirstBank Stadium next Saturday. The matchup comes nearly 100 years after the Longhorns last visited Nashville, a 14-6 Commodore victory in 1925. Kickoff is set for an afternoon time of 2:30-3:30 p.m. CT.



### TEAM STATS

		
<b>First Downs</b>	16	21
<b>Rushing Yards</b>	78	145
<b>Passing Yards</b>	190	275
<b>Total Offense</b>	268	420
<b>Punts-Yards</b>	6-252	3-137
<b>Kickoffs-Yards</b>	3-192	6-388
<b>Possession Time</b>	25:25	34:35
<b>Third Down</b>	2-9	9-16
<b>Fourth Down</b>	1-1	0-0
<b>Red Zone Scores-Chances (TD)</b>	2-2 (2)	4-4 (1)
<b>Sacks By (Number-Yards)</b>	1-3	2-17
<b>PAT</b>	2-2	1-1
<b>2-pt Conversions</b>	0-0	1-1
<b>Field Goals</b>	0-0	3-3
<b>Points off Turnovers</b>	0	0

### INDIVIDUAL LEADERS

		
<b>Passing (Yds/C-A-I-TD)</b>	Semonza (190/21-29-0-1)	Pavia (275/17-31-0-1)
<b>Rushing (Att-Yds-TD)</b>	Pemberton (5-32-0) Sloan (7-28-0)	Pavia (13-82-1) Alexander (12-41-0)
<b>Receiving (Rec-Yds-TD)</b>	Koziol (9-68-1) Sloan (4-48-0)	Stowers (8-130-1) Skinner Jr. (2-23-0)
<b>Tackles (Solo-Tot)</b>	Stemler (6-11) Newson (2-7)	Rinaldi (5-7) Taylor (6-6)
<b>Sacks (No-Yds)</b>	Berger (1.0-3)	Rinaldi (1.0-12) Thomas (1.0-5)

## GAME 7 Texas @ Vandy

	1	2	3	4	TOT
	14	7	3	3	<b>27</b>
	7	3	7	7	<b>24</b>

**DATE** Oct. 26 **SITE** FirstBank Stadium (Nashville, Tenn.)

**KICKOFF** 3:20 p.m. **END** 6:36 p.m. **ELAPSED** 3:16

**ATTENDANCE** 28,934 **WEATHER** Sunny 70F

### COMEBACK THWARTED

**NASHVILLE, Tenn.** — The No. 25-ranked Vanderbilt football team was denied its second top-five win of the season, as No. 5-ranked Texas knocked off the Commodores, 27-24, Saturday at FirstBank Stadium.

The Commodores attempted to erase a 10-point deficit late in the fourth quarter, as the Longhorns were clinging to a 27-17 lead after making a 23-yard field goal with 1:57 remaining in the game.

No. 25 Vanderbilt would not go down without a fight. The Dores went 75 yards down the field in eight plays, capped off by an 8-yard touchdown pass from quarterback Diego Pavia to tight end Eli Stowers, to make it a 27-24 contest with 46 ticks left on the clock. Vanderbilt lined up for the onside kick, but the No. 5 Longhorns corralled the ball and the three-point victory.

The loss brought Vanderbilt's three-game winning streak to an end. The Dores are now 5-3 overall and 2-2 in SEC play, while Texas improved to 7-1 on the year and 3-1 in SEC games. Pavia posted 210 total yards and collected three touchdowns against the Longhorns, throwing two scores and adding another on the ground. It is the fifth-straight game that Pavia has scored two or more touchdowns, while it is the second time he has totaled three scores in a game at Vanderbilt.



Stowers and wide receiver Junior Sherrill hauled in a touchdown in the loss, as each player now has a team-leading three touchdown receptions on the year. Sherrill added a season-high 62 yards on five catches to his stat line, while Stowers collected 33 yards through the air on three catches.

Kicker Brock Taylor converted a 54-yard field goal to end the first half and cut Vandy's deficit to 21-10 going into the locker room. It was his fifth field goal of 50 or more yards this season, which sets the school record for most 50-yard field goals in a season.


Linebacker Bryan Longwell paced the Dores with 11 tackles, just one short of his career-best performance. The Commodore defense had a pair of interceptions for the second game this season, with razor Miles Capers and cornerback Martel Hight picking off one pass each. Star Randon Fontenette had three of Vanderbilt's six pass breakups, one of which led to Capers' third-quarter interception that set up a Commodore touchdown.

Trailing 24-17 midway through the fourth quarter, Vanderbilt forced Texas into a punt that gave the Commodores the ball at their 17-yard line with 8:09 remaining in the game. Vandy was stalled at its 35-yard line, as an interception on 4th-and-2 gave the ball to the Longhorns at the Vanderbilt 29 with 5:05 left on the clock. Texas drilled a 23-yard field goal on its ensuing possession to push its lead to 27-17 just after the two-minute timeout.

### TEAM STATS

		
<b>First Downs</b>	20	17
<b>Rushing Yards</b>	104	114
<b>Passing Yards</b>	288	155
<b>Total Offense</b>	392	269
<b>Punts-Yards</b>	4-145	5-241
<b>Kickoffs-Yards</b>	6-380	3-195
<b>Possession Time</b>	31:09	28:51
<b>Third Down</b>	9-15	3-12
<b>Fourth Down</b>	0-0	1-2
<b>Red Zone Scores-Chances (TD)</b>	3-3 (1)	3-3 (3)
<b>Sacks By (Number-Yards)</b>	0-0	4-29
<b>PAT</b>	3-3	3-3
<b>2-pt Conversions</b>	0-0	0-0
<b>Field Goals</b>	2-2	1-1
<b>Points off Turnovers</b>	3	14

### INDIVIDUAL LEADERS

		
<b>Passing (Yds/C-A-I-TD)</b>	Ewers (288/27-37-2-3)	Pavia (143/16-29-2-2) Johnson (12/1-2-0-0)
<b>Rushing (Att-Yds-TD)</b>	Wisner (17-79-0) Blue (10-47-0)	Pavia (16-67-1) Alexander (10-32-0)
<b>Receiving (Rec-Yds-TD)</b>	Moore Jr. (6-97-2) Wisner (5-39-0)	Sherrill (5-62-1) Alexander (4-21-0)
<b>Tackles (Solo-Tot)</b>	Hill Jr. (5-8) McDonald (5-7)	Longwell (6-11) C. Taylor (8-8)
<b>Sacks (No-Yds)</b>		Fontenette (1.5-12) Rinaldi (1.0-10) Sydnor (1.0-7)

# THE RECORD WHEN...

	Lea		2023		2024	
	W	L	W	L	W	L
Overall	14	30	2	10	5	3
Home	9	15	2	4	4	1
Away	5	15	0	6	1	2
Neutral	0	0	0	0	0	0
In overtime	1	1	0	0	1	1
Coming off a win (immediately preceding week)	5	8	1	1	3	2
Coming off a loss (immediately preceding week)	5	16	0	0	0	1
Coming off an open date (immediately preceding week)	1	5	0	0	1	0
Season Opener	3	1	1	0	1	0
vs. AP Top 25	1	14	0	4	1	2
Both teams are in the AP Top 25	0	0	0	0	0	0
Neither team is in the AP Top 25	11	16	2	6	4	1
Team is ranked higher	0	0	0	0	0	0
Opponent is ranked higher	1	10	0	4	1	2
vs. In-State Opponents	0	4	0	1	0	0
In August	3	0	1	0	1	0
In September	5	11	1	4	1	2
In October	4	11	0	3	3	1
In November	2	8	0	3	0	0
On SEC Network	5	24	1	8	2	2
On ESPN	1	0	0	0	1	0
On ESPN2	0	1	0	0	0	0
On ESPNU	1	1	0	0	0	0
On CBS Sports Network	4	2	0	2	1	0
On SEC Network +/-ESPN+	3	2	1	0	1	1
On Linear Television	11	28	1	10	4	2
On Streaming Platforms (exclusively)	3	2	1	0	1	1
Morning/Afternoon Games	6	20	0	8	2	2
Night Games (6 p.m. local or later)	8	10	2	2	3	1
Decided by three points or fewer	3	5	0	1	0	2
Decided by eight points or fewer	7	4	1	1	3	2
Scoring first	7	6	1	2	4	2
Opponent scores first	7	24	1	8	1	1
Leading at halftime	12	4	2	2	5	1
Tied at halftime	0	0	0	0	0	0
Trailing at halftime	2	26	0	8	0	2
Leading after three quarters	13	0	2	0	4	0
Tied after three quarters	1	1	0	0	1	1
Trailing after three quarters	0	29	0	8	0	2
Scoring 40+ points	5	0	1	0	2	0
Scoring 30-39 points	5	2	1	1	1	1
Scoring 20-29 points	4	4	0	5	2	2
Scoring 0-19 points	0	24	0	4	0	0
Allowing 40+ points	0	14	0	4	0	0
Allowing 30-39 points	2	12	0	6	1	2
Allowing 20-29 points	7	3	1	0	1	1
Allowing 0-19 points	5	1	1	0	3	0
Outrushing opponent	9	4	0	0	4	1
Getting outrushed	5	26	2	10	1	2
Passing for more yards	5	6	0	3	2	1
Passing for fewer yards	9	24	2	7	3	2
Passing yards tied	0	0	0	0	0	0
Outgaining opponent	7	3	1	2	3	0
Outgained by opponent	7	27	1	8	2	3
Winning time of possession	11	15	0	5	5	0
Losing time of possession	3	15	2	5	0	3
Scoring a defensive or special teams TD	6	3	2	2	2	0
Allowing a defensive or special teams TD	0	8	0	3	0	0
Fewer penalty yards	6	21	1	9	2	1
More penalty yards	6	9	1	1	2	2
Penalty yards tied	2	0	0	0	1	0
Winning turnover battle	6	10	0	4	3	0
Losing turnover battle	2	12	1	3	0	1
Turnovers even	6	8	1	3	2	2
Having a 100-yard rusher	5	5	0	0	1	0
Having a 200-yard passer	6	9	1	5	1	1
Having a 100-yard receiver	5	7	0	3	2	1
Having a QB rush for 100 yards	3	1	0	0	1	0
Allowing a 100-yard rusher	2	11	0	5	0	1
Allowing a 200-yard passer	6	23	1	9	2	3
Allowing a 100-yard receiver	5	14	1	7	0	1
Allowing a QB to rush for 100 yards	0	0	0	0	0	0

# STARTER SHEET \*includes previous school(s)

OFFENSE	Pos.	2024	Streak	Career	DEFENSE	Pos.	2024	Streak	Career
Steven Losoya	OL	8	29*	40*	De'Rickey Wright	S	8	12	34
Gunnar Hansen	OL	8	26	31	Zaylin Wood	DL	3	0	33*
Delfin Xavier Castillo	OL	5	4	25	CJ Taylor	S	7	4	24
Moni Jones	RB	0	0	25*	Christian James	DL	1	0	21
Diego Pavia	QB	8	23*	23*	Aeneas DiCosmo	DL	0	0	16*
Steven Hubbard	OL	7	7	22*	Tyson Russell	CB	2	0	16
Chase Mitchell	OL	8	22*	22*	Martel Hight	CB	8	9	14
Dariyan Wiley	WR	0	0	16*	Mark Davis	CB	0	0	14*
Sedrick Alexander	RB	8	14	14	Kolbey Taylor	CB	5	0	14*
Quincy Skinner Jr.	WR	8	8	13	Yilanan Outtara	DL	5	5	11
Junior Sherrill	WR	7	5	8	Devin Lee	DL	0	0	11
Gage Pitchford	OL	0	0	8	Bryan Longwell	LB	8	8	10
Cole Spence	TE	6	5	6	Miles Capers	LB	7	1	9
Nate Johnson	QB	1	0	6*	Randon Fontenette	STAR	8	8	8
Loic Fouonji	WR	0	0	5*	De'Marion Thomas	DL	8	8	8
Kevo Wesley	OL	4	0	5	Darren Agu	DE	0	0	8
Eli Stowers	TE	4	1	4	Maurice Hampton	STAR	0	0	7*
Grayson Morgan	OL	0	0	4	Trudell Berry	CB	0	0	7
Gabe Fisher	FB	3		3	Langston Patterson	LB	6	1	6
Richie Hoskins	WR	0	0	2	Khordae Sydnor	DL	6	5	6
AJ Newberry	RB	1	0	1	Boubacar Diakite	EDGE	0	0	3
Emmanuel Adebisi	TE	1	0	1	Nick Rinaldi	LB	2	0	2
Kamrean Johnson	TE	1	0	1	Jeffrey Ugochukwu	STAR	0	0	2
					Marlen Sewell	S	1	0	2
					Linus Zunk	DL	1	0	1
					Bryce Cowan	LB	1	0	1
					Jaylin Lackey	CB	1	1	1

# STARTERS BY POSITION at Vandy only

Pos.	OFFENSE	Career	Pos.	DEFENSE	Career
QB	Diego Pavia	8	DT	Christian James	19
RB	Sedrick Alexander	13		Devin Lee	8
	AJ Newberry	1		De'Marion Thomas	9
FB	Gabe Fisher	3		Yilanan Ouattara	7
WR	Quincy Skinner	13		Zaylin Wood	3
	Junior Sherrill	8		Devin Lee	2
	Richie Hoskins	2	NT	Christian James	1
	Nate Johnson	1	DE	Aeneas DiCosmo	12
TE	Cole Spence	7		Darren Agu	8
	Eli Stowers	4		Khordae Sydnor	6
	Emmanuel Adebisi	1		Yilanan Ouattara	4
	Kamrean Johnson	1		Christian James	3
LT	Gunnar Hansen	20		Boubacar Diakite	3
LG	Delfin Xavier Castillo	12		Miles Capers	2
	Gunnar Hansen	4		Linus Zunk	1
	Gage Pitchford	1	RZ	Miles Capers	7
	Kevo Wesley	1		Nick Rinaldi	1
C	Delfin Xavier Castillo	6	LB	Bryan Longwell	10
	Steven Losoya	4		Langston Patterson	6
	Grayson Morgan	1		Nick Rinaldi	1
RG	Gage Pitchford	7		Bryce Cowan	1
	Delfin Xavier Castillo	6	STAR	CJ Taylor	17
RT	Grayson Morgan	3		Randon Fontenette	8
ST	Chase Mitchell	8		Jeffrey Ugochukwu	2
SG	Steven Hubbard	7	CB	Tyson Russell	16
QT	Gunnar Hansen	7		Martel Hight	14
QG	Kevo Wesley	4		Trudell Berry	7
	Steven Losoya	4		Kolbey Taylor	5
				Jaylin Lackey	1
			S	De'Rickey Wright	8
				CJ Taylor	7
				Marlen Sewell	2

## DORE DETAILS

Game	Captains @ Toss	Toss Win	VU Kick/Receive	Helmet	Jersey	Pants	Vandy 1st Poss.	Opp. 1st Poss.	Length	Result
Virginia Tech	Hoskins, Patterson, C. Taylor	VT	Receive	White	Black	White	FG (11/50, 6:33)	INT(8/25, 4:24)	3:40	W, 34-27 (OT)
Alcorn State	Pavia, Patterson, Sewell	Vanderbilt	Kick	White	Black	Black	FG (12/53, 7:55)	Punt (3/4, 1:50)	3:08	W, 55-0
Georgia State	Hoskins, Pavia, C. Taylor	GSU	Receive	White	White	White	Fumble (3/-3, 1:40)	FG (7/14, 2:04)	3:44	L, 32-36
Missouri	Hoskins, Patterson, Sewell	Missouri	Receive	Gold	White	White	Punt (3/-2, 2:40)	Punt (3/1, 1:19)	3:40	L, 27-30 (2OT)
Alabama	Pavia, Sewell, C. Taylor	Alabama	Receive	Black	Black	Black	TD (10/75, 6:14)	INT (3/4, 0:43)	3:26	W, 40-35
Kentucky	Hoskins, Sewell, C. Taylor	Vanderbilt	Kick	Black	White	Black	TD (8/97, 4:52)	Punt (9/31, 5:18)	3:23	W, 20-13
Ball State	Hoskins, Pavia, Sewell	Vanderbilt	Kick	Black	Black	Black	FG (11/66, 6:24)	TD (11/75, 6:54)	2:56	W, 24-14
Texas	Hoskins, Patterson, C. Taylor	Vanderbilt	Kick	Black	Black	Black	TD (5/31, 2:54)	INT (5/17, 2:21)	3:16	L, 24-27

## OFFENSIVE STARTING LINEUPS

Game	QB	RB	WR	WR	TE/RB/FB	TE	QT	QG	C	SG	ST
Virginia Tech	Pavia	Alexander	Skinner	Sherrill	Spence (TE)	Stowers	Hansen	Wesley	Losoya	Castillo	Mitchell
Alcorn State	Pavia	Alexander	Skinner	Sherrill	Fisher (FB)	Adebi	Hansen	Wesley	Losoya	Hubbard	Mitchell
Georgia State	Pavia	Alexander	Skinner	N. Johnson	Stowers (TE)	K. Johnson	Hansen	Wesley	Losoya	Hubbard	Mitchell
Missouri	Pavia	Alexander	Skinner	Sherrill	Newberry (RB)	Spence	Hansen	Wesley	Losoya	Hubbard	Mitchell
Alabama	Pavia	Alexander	Skinner	Sherrill	Fisher (FB)	Spence	Hansen	Hubbard	Castillo	Losoya	Mitchell
Kentucky	Pavia	Alexander	Skinner	Sherrill	Spence (TE)	Stowers	Hansen	Hubbard	Castillo	Losoya	Mitchell
Ball State	Pavia	Alexander	Skinner	Sherrill	Fisher (FB)	Spence	Hansen	Hubbard	Castillo	Losoya	Mitchell
Texas	Pavia	Alexander	Skinner	Sherrill	Spence (TE)	Stowers	Hansen	Hubbard	Castillo	Losoya	Mitchell

## DEFENSIVE STARTING LINEUPS

Game	DE	DT	DT	Razor	LB	LB	Star	S	S	CB	CB
Virginia Tech	Sydnor	Thomas	Wood	Capers	Longwell	Patterson	Fontenette	C. Taylor	D. Wright	K. Taylor	Hight
Alcorn State	James	Thomas	Wood	Capers	Longwell	Patterson	Fontenette	C. Taylor	D. Wright	Russell	Hight
Georgia State	Zunk	Thomas	Wood	Capers	Longwell	Patterson	Fontenette	C. Taylor	D. Wright	Russell	Hight
Missouri	Outtara	Thomas	Wood	Capers	Longwell	Patterson	Fontenette	Sewell	D. Wright	K. Taylor	Hight
Alabama	Sydnor	Thomas	Ouattara	Capers	Longwell	Patterson	Fontenette	C. Taylor	D. Wright	K. Taylor	Hight
Kentucky	Sydnor	Thomas	Ouattara	Capers	Longwell	Rinaldi	Fontenette	C. Taylor	D. Wright	K. Taylor	Hight
Ball State	Sydnor	Thomas	Ouattara	Rinaldi	Longwell	Cowan	Fontenette	C. Taylor	D. Wright	K. Taylor	Hight
Texas	Sydnor	Thomas	Ouattara	Capers	Longwell	Patterson	Fontenette	C. Taylor	D. Wright	Lackey	Hight

## GAME-BY-GAME LEADERS

Game	Rushes	Rush Yards	Receptions	Receiving Yards	Tackles	Sacks	Tackles for Loss
Virginia Tech	Pavia	26 Pavia	104 Skinner	4 Skinner	72 Patterson	10 Zunk	2.0 Zunk
Alcorn State	Pavia	13 Johnson	69 Brown	3 Brown	27 DiCosmo	7 Kollie	1.0 C. Taylor
Georgia State	Pavia	15 Alexander	42 Stowers	9 Stowers	110 Fontenette	8 DiCosmo, Longwell	0.5 James, Russell, Pavia, Seabrooks, Wright
Missouri	Pavia	17 Pavia	84 Stowers	7 McVay	65 Longwell	12 Longwell, Sydnor, Fontenette	1.0 Longwell
Alabama	Alexander	21 Alexander	64 Stowers	6 Stowers	113 Longwell	8 Capers, Rinaldi	1.0 Capers, DiCosmo, Rinaldi
Kentucky	Pavia	14 Alexander	58 Alexander	4 Hoskins	44 Fontenette	7 Rinaldi	1.0 Berry, Rinaldi
Ball State	Pavia	13 Pavia	82 Stowers	8 Stowers	130 Rinaldi	7 Rinaldi, Thomas	1.0 Longwell, Mann, Rinaldi, Thomas
Texas	Pavia	16 Pavia	67 Sherrill	5 Sherrill	62 Longwell	11 Fontenette	1.5 Fontenette

## TURNOVER BATTLE

### Vanderbilt

Game	Fumbles (lost)	Interceptions	Total TOs	Opp. Points Off TO
Virginia Tech	3(0)	0	0	0
Alcorn State	0(0)	0	0	0
at Georgia State	2(1)	0	1	3
at Missouri	2(0)	0	0	0
Alabama	0(0)	0	0	0
at Kentucky	0(0)	1	1	0
Ball State	0(0)	0	0	0
Texas	1(1)	2	3	3
<b>TOTAL</b>	<b>8(2)</b>	<b>3</b>	<b>5</b>	<b>6</b>

## THIRD DOWNS

### Vanderbilt

Game	1-3	4-6	7-9	10-14	15-19	20+	Tot	Pct.
Virginia Tech	2-3	0-1	2-4	1-3	0-1	0-0	5-12	41.7
Alcorn State	4-4	1-3	1-1	0-0	0-2	0-0	6-10	60.0
at Georgia State	2-3	1-3	0-1	1-3	2-3	0-0	6-13	46.2
at Missouri	3-4	1-3	0-3	0-2	0-2	0-0	4-14	28.6
Alabama	5-5	3-4	3-5	1-4	0-0	0-0	12-18	66.7
at Kentucky	3-3	4-5	1-2	0-2	0-1	0-0	8-13	61.5
Ball State	3-4	2-3	1-3	3-6	0-0	0-0	9-16	56.3
Texas	0-2	0-3	3-6	1-1	0-0	0-0	4-12	33.3
<b>TOTAL</b>	<b>22-28</b>	<b>12-25</b>	<b>11-25</b>	<b>7-21</b>	<b>2-9</b>	<b>0-0</b>	<b>54-108</b>	
	<b>78.6</b>	<b>48.0</b>	<b>44.0</b>	<b>33.3</b>	<b>22.2</b>	<b>0.0</b>	<b>50.0</b>	

## DRIVE CHARTS

### Vanderbilt

Game	Drives	3 & Out	Pct.	Scores	Pct.	TD	Pct.
Virginia Tech	11	3	27.3	6	54.5	4	36.4
Alcorn State	9	1	11.1	7	77.8	5	55.6
at Georgia State	12	1	8.3	5	41.7	4	33.3
at Missouri	14	6	42.9	5	35.7	3	21.4
Alabama	9	0	0.0	6	66.7	4	44.4
at Kentucky	8	0	0.0	4	50.0	2	25.0
Ball State	9	2	22.2	5	55.6	2	22.2
Texas	12	4	33.3	4	33.3	3	25.0
<b>TOTAL</b>	<b>84</b>	<b>17</b>	<b>20.2</b>	<b>42</b>	<b>50.0</b>	<b>27</b>	<b>32.1</b>

## OPENING DRIVES

### First Half

Game	Vanderbilt			Opponent		
	Pts	Pl-Yd	TOP	Pts	Pl-Yd	TOP
Virginia Tech	3	11-50	6:33	0	8-25	4:24
Alcorn State	3	12-53	7:55	0	3-4	1:50
at Georgia State	0	3- (-3)	1:40	3	7-14	2:04
at Missouri	0	3- (-2)	2:40	0	3-1	1:19
Alabama	7	10-75	6:14	0	3-4	3:41
at Kentucky	7	8-97	4:52	0	9-31	5:18
Ball State	3	11-66	6:24	7	11-75	6:54
Texas	7	5-31	2:54	0	5-17	2:21
<b>TOTAL</b>	<b>30</b>	<b>63-367</b>	<b>39:12</b>	<b>10</b>	<b>49-171</b>	<b>27:51</b>

## BIG PLAYS

### Vanderbilt

#### Longest plays of the season

Type	Yards	Player	Opponent
Rush	56	Nate Johnson	Alcorn State
Rushing Touchdown	56	Nate Johnson	Alcorn State
Pass	65	Diego Pavia to Joseph McVay	Missouri
Passing Touchdown	65	Diego Pavia to Joseph McVay	Missouri
Punt Return	57	Martel Hight	Alcorn State
Kick Return	34	Junior Sherrill	Alcorn State
Interception Return	29	Randon Fontenette	Alabama
Fumble Return			
Punt	69	Jesse Mirco	Alcorn State
Field Goal	57	Brock Taylor	Missouri

### Opponents

Game	Fumbles (lost)	Interceptions	Total TOs	Vandy Points Off TO
Virginia Tech	0(0)	1	1	7
Alcorn State	0(0)	2	2	14
at Georgia State	0(0)	1	1	7
at Missouri	0(0)	0	0	0
Alabama	1(1)	1	2	13
at Kentucky	2(1)	1	2	3
Ball State	0(0)	0	0	0
Texas	0(0)	2	2	14
<b>TOTAL</b>	<b>3(2)</b>	<b>8</b>	<b>10</b>	<b>58</b>

### Opponents

Game	1-3	4-6	7-9	10-14	15-19	20+	Tot	Pct.
Virginia Tech	3-4	1-4	0-0	3-5	0-1	0-0	7-14	50.0
Alcorn State	0-1	0-2	1-2	0-4	0-0	0-1	1-10	10.0
at Georgia State	1-2	4-4	3-6	1-3	0-0	0-1	9-16	56.3
at Missouri	3-6	3-5	1-2	0-4	0-0	0-0	7-17	41.2
Alabama	0-0	2-3	1-2	0-2	0-0	0-0	3-7	42.9
at Kentucky	3-3	0-2	0-0	1-2	0-1	0-1	4-9	44.4
Ball State	2-4	0-0	0-2	0-1	0-2	0-0	2-9	22.2
Texas	3-3	1-3	4-6	0-1	1-2	0-0	9-15	60.0
<b>TOTAL</b>	<b>15-23</b>	<b>11-23</b>	<b>10-20</b>	<b>5-22</b>	<b>1-6</b>	<b>0-3</b>	<b>42-97</b>	
	<b>65.2</b>	<b>47.8</b>	<b>50.0</b>	<b>22.7</b>	<b>16.7</b>	<b>0.0</b>	<b>43.3</b>	

### Opponents

Game	Drives	3 & Out	Pct.	Scores	Pct.	TD	Pct.
Virginia Tech	11	3	18.2	5	45.5	3	27.3
Alcorn State	12	6	50.0	0	0.0	0	0.0
at Georgia State	12	3	25.0	6	50.0	4	33.3
at Missouri	13	2	15.4	6	46.2	3	23.1
Alabama	10	2	20.0	5	50.0	5	50.0
at Kentucky	8	0	0.0	2	25.0	2	25.0
Ball State	9	2	22.2	2	22.2	2	22.2
Texas	12	1	8.3	5	41.7	3	25.0
<b>TOTAL</b>	<b>87</b>	<b>18</b>	<b>20.7</b>	<b>31</b>	<b>35.6</b>	<b>22</b>	<b>25.3</b>

### Second Half

Game	Vanderbilt			Opponent		
	Pts	Pl-Yds	TOP	Pts	Pl-Yds	TOP
Virginia Tech	3	9-40	5:35	7	6-83	2:13
Alcorn State	0	9-2	6:34	0	3-2	1:47
at Georgia State	0	8-23	3:39	3	11-48	4:38
at Missouri	0	3- (-4)	1:37	3	9-21	3:56
Alabama	0	9-25	5:46	7	5-53	2:51
at Kentucky	3	11-44	7:09	0	12-51	5:54
Ball State	0	3-7	2:15	7	11-94	6:34
Texas	0	3-2	1:34	3	11-50	4:26
<b>TOTAL</b>	<b>6</b>	<b>55-139</b>	<b>34:09</b>	<b>30</b>	<b>68-402</b>	<b>32:19</b>

### Opponents

#### Longest plays of the season

Type	Yards	Player	Opponent
Rush	64	Nate Noel	Missouri
Rushing Touchdown	24	Bhayshul Tuten	Virginia Tech
Pass	62	Kyron Drones to Ali Jennings	Virginia Tech
Passing Touchdown	62	Kyron Drones to Ali Jennings	Virginia Tech
Punt Return	24	Twice, most recent Silas Bolden	Texas
Kick Return	46	Emmanuel Henderson	Alabama
Interception Return	1	D'Eryk Jackson	Kentucky
Fumble Return	2	Isaiah Guy	Georgia State
Punt	53	Brian Cooley	Ball State
Field Goal	54	Blake Craig	Missouri



**35+ Yard Plays \*TD**

Yds	Player(s)
41	Diego Pavia pass to Eli Stowers
56*	Nate Johnson rush
53	Diego Pavia pass to AJ Newberry
65*	Diego Pavia pass to Joseph McVay
36	Diego Pavia rush
36*	Diego Pavia pass to Junior Sherrill
38	Diego Pavia pass to Sedrick Alexander
43	Diego Pavia pass to Junior Sherrill
41*	Diego Pavia pass to Eli Stowers

**15+ Yard Rushes \*TD**

Yds	Player
27	Diego Pavia
20*	AJ Newberry
56*	Nate Johnson
36	Diego Pavia
31	Sedrick Alexander
15	Diego Pavia
18	Diego Pavia
15	Diego Pavia
31	Diego Pavia
15	Sedrick Alexander
28	Diego Pavia
20	Diego Pavia
18*	Diego Pavia

**20+ Yard Passes \*TD**

Yds	Players
31	Diego Pavia to Quincy Skinner Jr.
23	Diego Pavia to Quincy Skinner Jr.
41	Diego Pavia to Eli Stowers
20	Diego Pavia to Quincy Skinner Jr.
53	Diego Pavia to AJ Newberry
65*	Diego Pavia to Joseph McVay
31	Diego Pavia to Eli Stowers
33	Diego Pavia to Eli Stowers
36*	Diego Pavia to Junior Sherrill
20	Diego Pavia to Quincy Skinner Jr.
20*	Diego Pavia to AJ Newberry
21	Diego Pavia to Richie Hoskins
29	Diego Pavia to Eli Stowers
38	Diego Pavia to Sedrick Alexander
43	Diego Pavia to Junior Sherrill
41*	Diego Pavia to Eli Stowers
23	Diego Pavia to Eli Stowers
21	Diego Pavia to Junior Sherrill

Opponent
Virginia Tech
Alcorn State
Georgia State
Missouri
Missouri
Alabama
Ball State
Ball State
Ball State

Opponent
Virginia Tech
Alcorn State
Alcorn State
Missouri
Missouri
Missouri
Missouri
Missouri
Kentucky
Kentucky
Kentucky
Ball State
Texas

**35+ Yard Plays \*TD**

Yards	Player(s)
44	Kyron Drones pass to Stephen Gosnell
62*	Kyron Drones pass to Ali Jennings
64	Nate Noel rush
46	Jalen Milroe pass to CJ Dippre
58*	Jalen Milroe pass to Ryan Williams
47	Jalen Milroe pass to Germie Bernard

**15+ Yard Rushes \*TD**

Yards	Player
24*	Bhayshul Tuten
15	Camren Stewart
29	Freddie Brock
26	Freddie Brock
18*	Christian Veilleux
32	Nate Noel
17	Nate Noel
16	Nate Noel
64	Nate Noel
32	Jamarion Miller
15	Jamarion Wilcox
16	Jamarion Wilcox
20	Quintrevion Wisner
23	Jaydon Blue

**20+ Yard Passes \*TD**

Yards	Players
24	Kyron Drones to Jaylin Lane
26	Kyron Drones to Jaylin Lane
29	Kyron Jones to Ali Jennings
44	Kyron Jones to Stephen Gosnell
62*	Kyron Drones to Ali Jennings
33*	Christian Veilleux to Ted Hurst
22	Christian Veilleux to Ted Hurst
25	Christian Veilleux to Ted Hurst
20*	Brady Cook to Luther Burden
27	Brady Cook to Theo Wease
25*	Brady Cook to Luther Burden
46	Jalen Milroe to CJ Dippre
58*	Jalen Milroe to Ryan Williams
20	Jalen Milroe to CJ Dippre
47	Jalen Milroe to Germie Bernard
20	Brock Vandagriff to Dane Key
22*	Brock Vandagriff to Dane Key
23	Brock Vandergriff to Barion Brown
24	Kaden Semonza to Braedon Sloan
29	Kaden Semonza to Cam Pickett
31	Quinn Ewers to DeAndre Moore Jr.
20	Quinn Ewers to Amari Niblack
27*	Quinn Ewers to DeAndre Moore Jr.
24	Quinn Ewers to Gunnar Helm
25*	Quinn Ewers to DeAndre Moore Jr.
24	Quinn Ewers to Silas Bolden

Opponent
Virginia Tech
Virginia Tech
Missouri
Alabama
Alabama
Alabama

Opponent
Virginia Tech
Alcorn State
Georgia State
Georgia State
Georgia State
Missouri
Missouri
Missouri
Missouri
Alabama
Kentucky
Kentucky
Texas
Texas

Opponent
Virginia Tech
Virginia Tech
Virginia Tech
Virginia Tech
Virginia Tech
Georgia State
Georgia State
Georgia State
Missouri
Missouri
Missouri
Alabama
Alabama
Alabama
Alabama
Kentucky
Kentucky
Kentucky
Ball State
Ball State
Texas
Texas
Texas
Texas
Texas
Texas

# SCORING DRIVES

## Vanderbilt

Game	Qtr	Pts	Plays	Yds	TOP	Scoring Play
VT	1	3	11	50	6:33	B. Taylor 43-yard field goal
VT	2	7	7	27	4:09	Skinner 14-yard pass from Pavia (B. Taylor kick)
VT	2	7	11	80	7:14	Alexander 7-yard rush (B. Taylor kick)
VT	3	3	9	40	5:35	B. Taylor 53-yard field goal
VT	4	7	6	70	2:24	Alexander 8-yard pass from Pavia (B. Taylor kick)
VT	OT	7	4	25	--	Pavia 4-yard rush (B. Taylor kick)
ASU	1	3	12	53	7:55	B. Taylor 35-yard field goal
ASU	1	7	1	17	0:06	Spence 17-yard pass from Stowers (B. Taylor kick)
ASU	2	7	7	46	4:20	Pavia 5-yard rush (B. Taylor kick)
ASU	2	7	6	34	3:12	Alexander 2-yard rush (B. Taylor kick)
ASU	2	3	10	27	2:20	B. Taylor 46-yard field goal
ASU	3	7	6	52	3:54	Newberry 20-yard rush (B. Taylor kick)
ASU	4	7	1	56	0:10	Johnson 56-yard rush (B. Taylor kick)
GSU	2	3	7	14	2:04	B. Taylor 28-yard field goal
GSU	2	7	6	73	1:14	Sherrill 8-yard pass from Pavia (B. Taylor kick)
GSU	4	7	6	37	3:10	Stowers 18-yard pass from Pavia (B. Taylor kick)
GSU	4	7	8	65	2:25	Newberry 3-yard rush (B. Taylor kick)
GSU	4	8	3	39	0:49	Alexander 1-yard rush (2-pt conversion)
MIZ	1	7	4	92	1:55	McVay 65-yard pass from Pavia (B. Taylor kick)
MIZ	2	3	10	66	5:24	B. Taylor 27-yard field goal
MIZ	2	3	2	4	0:08	B. Taylor 57-yard field goal
MIZ	3	7	8	80	5:08	Newberry 4-yard rush (B. Taylor kick)
MIZ	10T	7	4	25	--	Fisher 2-yard pass from Pavia (B. Taylor kick)
UA	1	7	10	75	6:14	Alexander 7-yard rush (B. Taylor kick)
UA	2	7	17	75	9:50	Alexander 1-yard rush (B. Taylor kick)
UA	2	3	8	26	4:02	B. Taylor 51-yard field goal
UA	3	7	4	45	2:13	Sherrill 36-yard pass from Pavia (B. Taylor kick)
UA	4	3	9	60	5:26	B. Taylor 33-yard field goal
UA	4	7	7	53	4:29	Johnson 6-yard pass from Pavia (B. Taylor kick)
UK	1	7	8	97	4:52	Newberry 20-yard pass from Pavia (B. Taylor kick)
UK	2	7	6	60	1:22	Hoskins 18-yard pass from Pavia (B. Taylor kick)
UK	3	3	11	44	7:09	B. Taylor 49-yard field goal
UK	4	3	12	58	8:03	B. Taylor 50-yard field goal
BSU	1	3	11	66	6:24	B. Taylor 27-yard field goal
BSU	2	3	7	81	3:32	B. Taylor 24-yard field goal
BSU	2	8	11	97	3:45	Stowers 41-yard pass from Pavia (2-pt conversion)
BSU	4	3	14	54	6:14	B. Taylor 38-yard field goal
BSU	4	7	8	45	4:03	Pavia 5-yard rush (B. Taylor kick)
TEX	1	7	5	31	2:54	Pavia 18-yard rush (B. Taylor kick)
TEX	2	3	5	29	0:34	B. Taylor 54-yard field goal
TEX	3	7	8	38	3:16	Sherrill 3-yard pass from Pavia (B. Taylor kick)
TEX	4	7	8	75	1:11	Stowers 8-yard pass from Pavia (B. Taylor kick)

## Opponents

Game	Qtr	Pts	Plays	Yds	TOP	Scoring Play
VT	2	3	13	44	4:21	Love 40-yard field goal
VT	3	7	6	83	2:13	Tuten 24-yard rush (Love kick)
VT	3	3	7	50	2:57	Love 38-yard field goal
VT	4	7	7	76	2:58	Tuten 11-yard pass from Drones (Love kick)
VT	4	7	6	97	3:17	Jennings 62-yard pass from Drones (Love kick)
GSU	1	3	7	14	2:04	Rickman 24-yard field goal
GSU	2	7	9	75	4:48	Hurst 33-yard pass from Veilleux (Rickman kick)
GSU	3	3	11	48	4:38	Rickman 45-yard field goal
GSU	3	7	8	73	3:20	Laney 12-yard pass from Veilleux (Rickman kick)
GSU	4	7	7	78	2:21	Veilleux 18-yard rush (Rickman kick)
GSU	4	7	7	75	0:59	Hurst 25-yard pass from Veilleux (Rickman kick)
MIZ	1	7	10	76	5:06	Burden 20-yard pass from Cook (Craig kick)
MIZ	2	3	9	47	3:06	Craig 23-yard field goal
MIZ	3	3	9	21	3:56	Craig 54-yard field goal
MIZ	3	7	4	75	1:03	Carroll 3-yard rush (Craig kick)
MIZ	10T	7	1	25	--	Burden 25-yard pass from Cook (Craig kick)
MIZ	20T	3	4	5	--	Craig 37-yard field goal
UA	1	7	7	75	3:41	Miller 8-yard rush (Nicholson kick)
UA	2	7	9	83	2:41	Miller 3-yard rush (Nicholson kick)
UA	3	7	5	53	2:51	Milroe 14-yard rush (Nicholson kick)
UA	3	7	4	75	1:52	Williams 58-yard pass from Milroe (Nicholson kick)
UA	4	7	8	75	2:21	Williams 2-yard rush (Nicholson kick)
UK	2	7	12	78	6:02	Sumo-Karngbaye 1-yard rush (Raynor kick)
UK	4	6	6	75	1:45	Key 22-yard pass from Vandagriff (2-pt conversion failed)
BSU	1	7	11	75	6:54	Kelly 9-yard rush (Courville kick)
BSU	3	7	11	94	6:34	Koziol 7-yard pass from Semonza (Courville kick)
TEX	1	7	9	75	4:03	Golden 3-yard pass from Ewers (Auburn kick)
TEX	1	7	4	49	1:38	Moore Jr. 27-yard pass from Ewers (Auburn kick)
TEX	2	7	5	59	1:47	Moore Jr. 25-yard pass from Ewers (Auburn kick)
TEX	3	3	11	50	4:26	Auburn 40-yard field goal
TEX	4	3	7	24	3:08	Auburn 23-yard field goal

## RECORDS QUICK GLANCE

### Rushing Yards

Game	1.	321 • Frank Mordica vs. Air Force, 1978
	10.	180 • Twice
	2024	104 • Diego Pavia vs. Virginia Tech
Season	1.	1,283 • Ralph Webb, 2016
	10.	1,028 • Ke'Shawn Vaughn, 2019
	2024	537 • Diego Pavia
Career	1.	4,173 • Ralph Webb, 2014-17
	10.	2,021 • Rodney Williams, 1998-2001
	Active	783 • Sedrick Alexander, 2023-present
Senior	1.	1,141 • Zac Stacy, 2012
	10.	675 • Lew Thomas, 2021
Junior	1.	1,283 • Ralph Webb, 2016
	10.	639 • Norval McKenzie, 2003
Sophomore	1.	1,152 • Ralph Webb, 2015
	10.	577 • Ronnie Gordon, 1994
Freshman	1.	907 • Ralph Webb, 2014
	10.	461 • Dean Davidson, 1947

### Rushing Attempts

Game	1.	35 • Three times
	5.	31 • Ralph Webb, 2014
	2024	26 • Diego Pavia vs. Virginia Tech
Season	1.	277 • Ralph Webb, 2015
	10.	198 • Ke'Shawn Vaughn, 2019
	2024	134 • Diego Pavia
Career	1.	931 • Ralph Webb
	10.	453 • Jay Cutler
	Active	201 • Sedrick Alexander, 2023-present

### Rushing Touchdowns

Game	1.	5 • Frank Mordica vs. Air Force, 1978
	10.	3 • 12 times
	2024	2 • Sedrick Alexander vs. Alabama
Season	1.	14 • Twice
	10.	9 • Three times
	2024	5 • Sedrick Alexander
Career	1.	32 • Ralph Webb, 2014-17
	9.	15 • Twice
	Active	9 • Sedrick Alexander, 2023-present

### Passing Yards

Game	1.	464 • Whit Taylor at Tennessee, 1981
	10.	367 • Kyle Shurmur vs. Tennessee, 2018
	2024	275 • Diego Pavia vs. Ball State
Season	1.	3,178 • Kurt Page, 1983
	10.	2,409 • Kyle Shurmur, 2016
	2024	1,534 • Diego Pavia
Career	1.	8,865 • Kyle Shurmur, 2015-18
	10.	3,514 • John Gromos, 1985, 1987-89
	Active	1,534 • Diego Pavia, 2024
Senior	1.	3,130 • Kyle Shurmur, 2018
	10.	1,585 • Riley Neal, 2019
Junior	1.	3,178 • Kurt Page, 1983
	10.	1,383 • Mike Wright, 1977
Sophomore	1.	2,409 • Kyle Shurmur, 2016
	10.	1,126 • Larry Smith, 2009
Freshman	1.	1,928 • Ken Seals, 2020
	10.	642 • Patton Robinette, 2013

### Passing Attempts

Game	1.	66 • Jay Cutler vs. Kentucky, 2005
	10.	49 • Four times
	2024	33 • Diego Pavia at Georgia State
Season	1.	493 • Kurt Page, 1983
	10.	350 • Kurt Page, 1984
	2024	183 • Diego Pavia
Career	1.	1,264 • Kyle Shurmur, 2015-18
	10.	580 • John Gromos, 1985, 1987-89
	Active	183 • Diego Pavia, 2024

### Offense Passing Completions

Game	1.	39 • Jay Cutler vs. Kentucky, 2005
	9.	29 • Five times
	2024	18 • Diego Pavia at Georgia State
Season	1.	286 • Kurt Page, 1983
	10.	193 • Austyn Carta-Saumels
	2024	118 • Diego Pavia
Career	1.	722 • Kyle Shurmur, 2015-18
	10.	299 • Jordan Rodgers, 2011-12
	Active	118 • Diego Pavia, 2024

### Completion Pct.

Game	1.	88.6 • Kyle Shurmur vs. Tennessee, 2018
	3.	83.3 • Diego Pavia at Kentucky, 2024
	5.	80.0 • Diego Pavia vs. Alabama, 2024
	10.	77.5 • Ken Seals vs. Ole Miss, 2020
Season	1.	74.4 • Jim Looney, 1953
	4.	64.5 • Diego Pavia 2024
	10.	58.7 • Ken Seals, 2023
Career	1.	60.5 • Ken Seals, 2020-23
	10.	51.2 • John Gromos, 1985, 1987-89
	Active	64.5 • Diego Pavia, 2024

### Passing Touchdowns

Game	1.	5 • Three times
	4.	4 • Nine Times
	2024	2 • Diego Pavia - Six Times - Last vs. Texas
Season	1.	26 • Kyle Shurmur, 2017
	10.	15 • Three times
	2024	13 • Diego Pavia
Career	1.	64 • Kyle Shurmur, 2015-18
	10.	24 • Jordan Rodgers, 2011-12
	Active	13 • Diego Pavia, 2024

### Receptions

Game	1.	20 • Norman Jordan vs. Air Force, 1982
	9.	13 • Six times
	2024	9 • Eli Stowers at Georgia State
Season	1.	112 • Jordan Matthews, 2013
	10.	70 • Chuck Scott, 1983
	2024	36 • Eli Stowers
Career	1.	262 • Jordan Matthews, 2010-13
	10.	136 • Trent Sherfield, 2014-17
	Active	56 • Quincy Skinner Jr., 2021-present
Senior	1.	112 • Jordan Matthews, 2013
	10.	53 • Tavarus Hogans, 1999
Junior	1.	97 • Keith Edwards, 1983
	10.	50 • Jared Pinkney, 2018 & Allama Matthews, 1981
Sophomore	1.	82 • Earl Bennett, 2006
	10.	41 • Three times
Freshman	1.	79 • Earl Bennett, 2005
	10.	28 • CJ Duncan, 2014 & Brandon Barden, 2008

### Receiving Yards

Game	1.	240 • Trent Sherfield vs. Austin Peay, 2015
	10.	184 • Three times
	2024	130 • Eli Stowers vs. Ball State
Season	1.	1,477 • Jordan Matthews, 2013
	10.	916 • Kalija Lipscomb, 2018
	2024	496 • Eli Stowers
Career	1.	3,759 • Jordan Matthews, 2010-13
	10.	1,869 • Trent Sherfield, 2014-17
	Active	728 • Quincy Skinner Jr., 2021-present

### Receiving TDs

Game	1.	5 • Earl Bennett vs. Kentucky, 2005
	3.	3 • Four times
	2024	1 • 14 times
Season	1.	14 • Allama Matthews, 1982
	8.	8 • Seven times
	2024	3 • Junior Sherrill & Eli Stowers
Career	1.	24 • Jordan Matthews, 2010-13
	10.	14 • Jared Pinkney, 2015-19
	Active	6 • Quincy Skinner Jr., 2021-present

# RECORDS QUICK GLANCE Defense & Special Teams

## Tackles

Game	1.	37 • Chris Gaines vs. Tulane, 1987
	2024	12 • Bryan Longwell at Missouri
Season	1.	214 • Chris Gaines, 1987
	10.	140 • Twice
	2024	56 • Bryan Longwell
Career	1.	458 • Andrew Coleman, 1978-81
	10.	388 • Shelton Quarles, 1990-93
	Active	148 • CJ Taylor, 2021-present

## Tackles for Loss

Game	1.	5.0 • Stephen Weatherly vs. Tenn., 2014
		5.0 • Jaylen Mahoney at Missouri, 2022
	2024	2.5 • Linus Zunk vs. Va. Tech/Bryan Longwell at Mizzou
Season	1.	23.0 • Jamie Winborn, 1999
	10.	13.0 • Anfernee Orji, twice
	2024	6.0 • Bryan Longwell/Miles Capers
Career	1.	45.0 • Jamie Winborn
	8.	28.5 • Twice
	Active	18.5 • CJ Taylor, 2021-present

## Sacks

Season	1.	12.0 • Alan Young, 1993
	10.	6.5 • Matt Stewart, 2000
	2024	4.0 • Nick Rinaldi
Career	1.	21.5 • Alan Young, 1989, 1991-93
	Active	4.0 • CJ Taylor, 2021-present/ Nick Rinaldi, 2022-present

## Interceptions

Game	1.	3 • Five times
	2024	1 • Seven times
Season	1.	8 • Twice
	10.	5 • 10 Times
	2024	1 • Seven times
Career	1.	15 • Casey Hayward, 2008-11
	10.	10 • Five times
	Active	6 • De'Rickey Wright, 2020-present

## Interception Return Yards

Game	1.	128 • Archibald Barnes vs. Tenn., 2011
	3.	100 • Trey Wilson vs. Presby., 2012
	2024	29 • Randon Fontenette vs. Alabama
Season	1.	182 • Trey Wilson, 2012
	2024	29 • Randon Fontenette
Career	1.	229 • Robert Davis, 1990-93
	Active	58 • CJ Taylor, 2021-present

## INT Returns for TD

Season	1.	2 • Trey Wilson (twice) & Jay Chesley
	2024	1 • Twice, Last: Randon Fontenette vs. Alabama
Career	1.	4 • Trey Wilson, 2009-12

## Forced Fumbles

Season	1.	5 • Three times
	4.	4 • Seven times
	2024	1 • Twice, Last: Trudell Berry at Kentucky
Career	1.	8 • Twice
	4.	5 • Anfernee Orji & two others

## Fumble Recoveries

Season	1.	5 • Reggie Calvin, 1977
	2.	4 • Seven times
	2024	1 • Twice, Last: Nick Rinaldi at Kentucky
Career	1.	7 • Zach Cunningham, 2014-16
	2.	6 • Five times
	Active	2 • CJ Taylor, 2021-present

## Pass Break-Ups

Season	1.	18 • Andre Hal, 2013
	10.	12 • Twice
	2024	6 • Randon Fontenette
Career	1.	34 • Twice

## Field Goals Attempts

Game	1.	5 • Four times
	2024	4 • Brock Taylor at Missouri
Season	1.	24 • Carey Spear, 2012
	9.	19 • Four times
	2024	18 • Brock Taylor
Career	1.	47 • John Markham, 1997-2000
	5.	38 • Tommy Openshaw, 2014-17
	Active	18 • Brock Taylor, 2023-present

## Field Goals Made

Game	1.	4 • Twice
	2024	3 • Brock Taylor vs. Ball State
Season	1.	20 • Carey Spear, 2012
	4.	15 • Brock Taylor, 2024/Tommy Openshaw, 2016/Carey Spear, 2012
Career	1.	47 • John Markham, 1997-2000
	5.	38 • Tommy Openshaw, 2014-17
	Active	15 • Brock Taylor, 2023-present

## Field Goal Percentage

Season	1.	.857 • Hawkins Golden (12-14), 1973
	2.	.833 • Brock Taylor (15-18), 2024/Carey Spear (20-24), 2012
Career	1.	.780 • Carey Spear (39-50), 2010-13
	3.	.709 • Ryley Guay (22-31), 2017-19
	Active	.833 • Brock Taylor (15-18), 2023-present

## Extra Point Attempts

Game	1.	9 • Zack Clinard vs. Tenn. Tech, 1947
	2024	7 • Brock Taylor vs. Alcorn State
Season	1	48 • Zack Clinard, 1948 & Carey Spear, 2013
	3.	47 • Ryley Guay, 2018
	2024	28 • Brock Taylor
Career	1.	121 • Bryant Hahnfeldt, 2005-08
	2.	111 • Tommy Openshaw, 2014-17
	Active	28 • Brock Taylor, 2023-present

## Extra Points Made

Game	1.	8 • Zack Clinard twice
	2024	7 • Brock Taylor vs. Alcorn State
Season	1.	48 • Carey Spear, 2013
	2.	47 • Ryley Guay, 2018
	2024	27 • Brock Taylor
Career	1.	117 • Bryan Hahnfeldt, 2005-08
	3.	101 • Carey Spear, 2010-13
	Active	27 • Brock Taylor, 2023-present

## Extra Point Pct.

Season	1.	1.000 • Five Times, Most Recent: Joseph Bulovas, 2021
	2024	.964 • Brock Taylor (27-28)
Career	1.	.991 • Tommy Openshaw (110-111)
	3.	.967 • Bryan Hahnfeldt (117-121)
	Active	.964 • Brock Taylor (27-28), 2023-Pres.

## Punts

Game	1.	14 • Twice
	2024	6 • Jesse Mirco at Missouri
Season	1.	84 • Richard Kent, 2010
	6.	78 • Bill Marinangel, 1996
	2024	27 • Jesse Mirco
Career	1.	277 • Jim Arnold, 1979-82
	5.	207 • Richard Kent, 2010-12
	Active	27 • Jesse Mirco, 2024

## Punt Yards

Game	1.	560 • Bill Marinangel at Georgia, 1996
	2024	280 • Jesse Mirco at Missouri
Season	1.	3,586 • Bill Marinangel, 1996
	7.	3,089 • Jim Arnold, 1981
	2024	1,226 • Jesse Mirco
Career	1.	12,171 • Jim Arnold, 1979-82
	5.	8,882 • Richard Kent, 2010-12
	Active	1,226 • Jesse Mirco, 2024

## Punting Average

Game	1.	53.1 • Jim Arnold vs. North Carolina, 1982
(min. 5 att)	3.	50.0 • Parker Thome vs. South Carolina, 2018
	2024	48.2 • Jesse Mirco vs. Texas
Season	1.	48.2 • Ricky Anderson, 1984
	5.	45.4 • Jesse Mirco, 2024/Matthew Hayball, 2022
	10.	43.5 • Jim Arnold, 1981
Career	1.	46.5 • Matthew Hayball, 2022-23 (45.2 total)
	3.	45.4 • Jesse Mirco, 2024
	10.	40.4 • Brett Upton, 2006-09

## Kickoff Returns

Game	1.	8 • Twice
	3.	7 • Three times
	2024	2 • Junior Sherrill, Three Times Last: vs. Texas
Season	1.	40 • Warren Norman, 2009
	8.	30 • Kwane Doster, 2004
	2024	8 • Junior Sherrill
Career	1.	108 • Darrius Sims, 2013-16
	3.	85 • Tony Jackson, 1989-93
	Active	8 • Junior Sherrill

## Kickoff Return Yards

Game	1.	243 • Kwane Doster at Ole Miss, 2002
	2.	217 • Darrius Sims vs. South Carolina, 2014
	2024	57 • Junior Sherrill vs. Ball State
Season	1.	1,050 • Warren Norman, 2009
	10.	616 • Kwane Doster, 2002
	2024	180 • Junior Sherrill
Career	1.	2,558 • Darrius Sims, 2013-16
	10.	1,388 • Clay Parker, 1981-83, 1985
	Active	180 • Junior Sherrill, 2023-present

## Punt Returns

Game	1.	8 • Twice
	3.	7 • Twice
	2024	4 • Martel Hight vs. Alcorn State
Season	1.	43 • Lee Nalley, 1948
	9.	30 • Doug Matthews, 1968
	2024	13 • Martel Hight
Career	1.	112 • Lee Nalley, 1947-49
	3.	85 • Tony Jackson, 1989-93
	Active	14 • Martel Hight, 2023-present

## Punt Return Yards

Game	1.	203 • Lee Nalley vs. Kentucky, 1948
	2024	127 • Martel Hight vs. Alcorn State
Season	1.	791 • Lee Nalley, 1948
	5.	305 • Alvin Duke, 1995
	2024	225 • Martel Hight
Career	1.	1,708 • Lee Nalley, 1947-49
	10.	402 • Walter Overton, 1971-72
	Active	247 • Martel Hight, 2023-present

**RESULTS**

	<b>Date</b>	<b>Opponent</b>		<b>Score</b>	<b>Overall</b>	<b>Conf</b>	<b>Time</b>	<b>Attend</b>
	08/31/2024	Virginia Tech	Wot1	34-27	1-0	0-0	3:41	28934
	09/07/2024	Alcorn	W	55-0	2-0	0-0	3:08	24080
	09/14/2024	at Georgia St.	L	32-36	2-1	0-0	3:44	14413
*	09/21/2024	at Missouri	Lot2	27-30	2-2	0-1	3:41	62621
*	10/05/2024	Alabama	W	40-35	3-2	1-1	3:27	28934
*	10/12/2024	at Kentucky	W	20-13	4-2	2-1	3:23	62120
	10/19/2024	Ball St.	W	24-14	5-2	2-1	2:56	27884
*	10/26/2024	Texas	L	24-27	5-3	2-2	3:16	28934

## TEAM STATS

	VU	OPP
<b>Scoring</b>	<b>256</b>	<b>182</b>
Points per game	32.0	22.8
Points Off Turnovers	51	3
<b>First Downs</b>	<b>159</b>	<b>150</b>
Rushing	71	55
Passing	74	81
Penalty	14	14
<b>Rushing Yardage</b>	<b>1249</b>	<b>918</b>
Yards gained rushing	1432	1090
Yards lost rushing	183	172
Rushing attempts	316	240
Average per rush	4.0	3.8
Average per game	156.1	114.8
TDs Rushing	13	9
<b>Passing Yardage</b>	<b>1563</b>	<b>1794</b>
Comp-Att-Int	120-187-3	160-244-8
Average per pass	8.4	7.4
Average per catch	13.0	11.2
Average per game	195.4	224.3
TDs Passing	14	13
<b>Total offense</b>	<b>2812</b>	<b>2712</b>
Total plays	503	484
Average per play	5.6	5.6
Average per game	351.5	339.0
<b>Kick returns: #-Yards</b>	<b>9-179</b>	<b>24-487</b>
<b>Punt returns: #-Yards</b>	<b>13-225</b>	<b>9-104</b>
<b>Int returns: #-Yards</b>	<b>8-105</b>	<b>3-16</b>
<b>Kick return average</b>	<b>19.9</b>	<b>20.3</b>
<b>Punt return average</b>	<b>17.3</b>	<b>11.6</b>
<b>Int return average</b>	<b>13.1</b>	<b>5.3</b>
<b>Fumbles-Lost</b>	<b>8-2</b>	<b>3-2</b>
<b>Penalties-Yards</b>	<b>46-455</b>	<b>51-440</b>
Average per game	56.9	55.0
<b>Punts-Yards</b>	<b>27-1226</b>	<b>32-1295</b>
Average per punt	45.4	40.5
Net punt average	41.4	33.1
<b>Kickoffs-Yards</b>	<b>49-3067</b>	<b>37-2300</b>
Average per kick	62.6	62.2
Net kick average	41.1	39.6
<b>Time of possession / game</b>	<b>32:29</b>	<b>27:31</b>
<b>3rd-down conversion</b>	<b>53/108</b>	<b>42/97</b>
3rd-down pct	49%	43%
<b>4rd-down conversion</b>	<b>4/6</b>	<b>4/8</b>

## TEAM STATS

	VU	OPP
4rd-down pct	67%	50%
<b>Sacks by-Yards</b>	<b>18-115</b>	<b>11-93</b>
<b>Misc Yards</b>	<b>0</b>	<b>0</b>
<b>Touchdowns scored</b>	<b>30</b>	<b>22</b>
<b>Field goals - attempts</b>	<b>15-18</b>	<b>9-13</b>
<b>On-Side kicks</b>	<b>0-1</b>	<b>0-0</b>
<b>Red-zone scores</b>	<b>(31-32) 97%</b>	<b>(20-23) 87%</b>
<b>Red-zone touchdowns</b>	<b>(23-32) 72%</b>	<b>(13-23) 57%</b>
<b>PAT-attempts</b>	<b>(27-28) 96%</b>	<b>(21-21) 100%</b>
<b>2-point conversion-attempts</b>	<b>(2-2) 100%</b>	<b>(0-1) 0%</b>
<b>Attendance</b>	<b>138766</b>	<b>139154</b>
Games / Avg per game	5/27753	3/46385
Neutral site games	-	0/0

### Score by Periods

Team	1st	2nd	3rd	4th	OT	TOT
Vanderbilt	50	78	34	80	14	256
Opponents	38	36	54	44	10	182

## INDIVIDUAL STATS

### Rushing

Player	gp	att	gain	loss	net	avg	td	lg	avg/g
Diego Pavia	8	134	675	138	537	4.0	4	36	67.1
Sedrick Alexander	8	105	425	13	412	3.9	5	31	51.5
AJ Newberry	8	32	155	3	152	4.8	3	20	19.0
Nate Johnson	7	5	87	2	85	17.0	1	56	12.1
Chase Gillespie	6	12	38	1	37	3.1	0	7	6.2
Moni Jones	8	9	26	1	25	2.8	0	9	3.1
Eli Stowers	8	4	12	2	10	2.5	0	9	1.3
Tristen Brown	5	1	1	0	1	1.0	0	1	0.2
Junior Sherrill	8	4	13	13	0	0.0	0	8	0.0
Landon Wells	1	1	0	2	-2	-2.0	0	0	-2.0
Team	8	9	0	8	-8	-0.9	0	0	-1.0
<b>Total</b>	<b>8</b>	<b>316</b>	<b>1432</b>	<b>183</b>	<b>1249</b>	<b>4.0</b>	<b>13</b>	<b>56</b>	<b>156.1</b>
<b>Opponents</b>	<b>8</b>	<b>240</b>	<b>1090</b>	<b>172</b>	<b>918</b>	<b>3.8</b>	<b>9</b>	<b>64</b>	<b>114.8</b>

### Passing

Player	gp	effic	comp-att-int	pct	yds	td	lg	avg/g
Diego Pavia	8	155.1	118-183-3	64.5	1534	13	65	191.8
Nate Johnson	7	66.9	1-3-0	33.3	12	0	12	1.7
Eli Stowers	8	572.8	1-1-0	100.0	17	1	17	2.1
<b>Total</b>	<b>8</b>	<b>155.9</b>	<b>120-187-3</b>	<b>64.2</b>	<b>1563</b>	<b>14</b>	<b>65</b>	<b>195.4</b>
<b>Opponents</b>	<b>8</b>	<b>138.4</b>	<b>160-244-8</b>	<b>65.6</b>	<b>1794</b>	<b>13</b>	<b>62</b>	<b>224.3</b>

### Receiving

Player	gp	no.	yds	avg	td	lg	avg/g
Eli Stowers	8	36	496	13.8	3	41	62.0
Quincy Skinner Jr.	8	19	228	12.0	1	31	28.5
Sedrick Alexander	8	17	148	8.7	1	38	18.5
Junior Sherrill	8	17	277	16.3	3	43	34.6
Cole Spence	7	7	84	12.0	1	17	12.0
Richie Hoskins	8	6	70	11.7	1	21	8.8
AJ Newberry	8	6	106	17.7	1	53	13.3
Loic Fouonji	8	4	45	11.3	0	19	5.6
Tristen Brown	5	3	27	9.0	0	11	5.4
Dariyan Wiley	6	1	8	8.0	0	8	1.3
Nate Johnson	7	1	1	1.0	0	1	0.1
Gabe Fisher	8	1	2	2.0	1	2	0.3
Kamrean Johnson	8	1	6	6.0	1	6	0.8
Joseph McVay	1	1	65	65.0	1	65	65.0
<b>Total</b>	<b>8</b>	<b>120</b>	<b>1563</b>	<b>13.0</b>	<b>14</b>	<b>65</b>	<b>195.4</b>
<b>Opponents</b>	<b>8</b>	<b>160</b>	<b>1794</b>	<b>11.2</b>	<b>13</b>	<b>62</b>	<b>224.3</b>

### Punt Returns

Player	no.	yds	avg	td	lg
Martel Hight	13	225	17.3	1	57
<b>Total</b>	<b>13</b>	<b>225</b>	<b>17.3</b>	<b>1</b>	<b>57</b>
<b>Opponents</b>	<b>9</b>	<b>104</b>	<b>11.6</b>	<b>0</b>	<b>24</b>

### Interceptions

Player	no.	yds	avg	td	lg
De'Rickey Wright	1	9	9.0	0	9
Miles Capers	1	0	0.0	0	0
CJ Taylor	1	23	23.0	0	23
Alan Wright	1	18	18.0	1	18
Randon Fontenette	1	29	29.0	1	29
Martel Hight	1	4	4.0	0	4
Bryan Longwell	1	7	7.0	0	7
Glenn Seabrooks III	1	15	15.0	0	15
<b>Total</b>	<b>8</b>	<b>105</b>	<b>13.1</b>	<b>2</b>	<b>29</b>
<b>Opponents</b>	<b>3</b>	<b>16</b>	<b>5.3</b>	<b>0</b>	<b>9</b>

### Kick Returns

Player	no.	yds	avg	td	lg
Junior Sherrill	8	180	22.5	0	34
Steven Sannieniola	1	-1	-1.0	0	0
<b>Total</b>	<b>9</b>	<b>179</b>	<b>19.9</b>	<b>0</b>	<b>34</b>
<b>Opponents</b>	<b>24</b>	<b>487</b>	<b>20.3</b>	<b>0</b>	<b>46</b>

### Fumble Returns

Player	no.	yds	avg	td	lg
Yilanan Ouattara	1	0	0.0	0	0
Nick Rinaldi	1	0	0.0	0	0
<b>Total</b>	<b>2</b>	<b>0</b>	<b>0.0</b>	<b>0</b>	<b>0</b>
<b>Opponents</b>	<b>2</b>	<b>2</b>	<b>1.0</b>	<b>0</b>	<b>2</b>



# INDIVIDUAL STATS

## Scoring

Player	td	fg	PAT				dpx	saf	pts
			kick	rush	rcv	pass			
Brock Taylor	-	15-18	27-28	-	-	-	-	-	72
Sedrick Alexander	6	-	-	-	-	-	-	-	36
AJ Newberry	4	-	-	-	1	-	-	-	26
Diego Pavia	4	-	-	-	-	2	-	-	24
Eli Stowers	3	-	-	-	-	-	-	-	18
Junior Sherrill	3	-	-	-	-	-	-	-	18
Cole Spence	1	-	-	-	1	-	-	-	8
Quincy Skinner Jr.	1	-	-	-	-	-	-	-	6
Alan Wright	1	-	-	-	-	-	-	-	6
Richie Hoskins	1	-	-	-	-	-	-	-	6
Nate Johnson	1	-	-	-	-	-	-	-	6
Randon Fontenette	1	-	-	-	-	-	-	-	6
Gabe Fisher	1	-	-	-	-	-	-	-	6
Martel Hight	1	-	-	-	-	-	-	-	6
Kamrean Johnson	1	-	-	-	-	-	-	-	6
Joseph McVay	1	-	-	-	-	-	-	-	6
<b>Total</b>	<b>30</b>	<b>15-18</b>	<b>27-28</b>	<b>0</b>	<b>2</b>	<b>2</b>	<b>0</b>	<b>0</b>	<b>256</b>
<b>Opponents</b>	<b>22</b>	<b>9-13</b>	<b>21-21</b>	<b>0</b>	<b>0</b>	<b>0</b>	<b>0</b>	<b>1</b>	<b>182</b>

## Field Goals

Player	fg	pct.	01-19	20-29	30-39	40-49	50-99	lg	blk
Brock Taylor	15-18	83.3	0-0	4-4	3-4	3-4	5-6	57	0
<b>Opponents</b>	<b>9-13</b>	<b>69.2</b>	<b>0-0</b>	<b>3-4</b>	<b>2-2</b>	<b>3-6</b>	<b>1-1</b>	<b>54</b>	<b>0</b>

## FG Sequence

Team Name	Vanderbilt	Opponents
Virginia Tech	(43),(53),43	(40),(38)
Missouri	(27),(57),50,31	24,(23),(54),40,46,(37)
Texas	(54)	(40),(23)
Ball St.	(27),(24),(38)	
Georgia St.	(28)	(24),45,(45)
Alcorn	(35),(46)	
Alabama	(51),(33)	
Kentucky	(49),(50)	

Numbers in (parentheses) indicate field goal was made

## Total Offense

Player	g	plays	rush	pass	total	avg/g
Diego Pavia	8	317	537	1534	2071	258.9
Sedrick Alexander	8	105	412	0	412	51.5
AJ Newberry	8	32	152	0	152	19.0
Nate Johnson	7	8	85	12	97	13.9
Chase Gillespie	6	12	37	0	37	6.2
Eli Stowers	8	5	10	17	27	3.4
Moni Jones	8	9	25	0	25	3.1
Tristen Brown	5	1	1	0	1	0.2
Landon Wells	1	1	-2	0	-2	-2.0
Team	8	0	-8	0	-8	-1.0
<b>Total</b>	<b>8</b>	<b>503</b>	<b>1249</b>	<b>1563</b>	<b>2812</b>	<b>351.5</b>
<b>Opponents</b>	<b>8</b>	<b>484</b>	<b>918</b>	<b>1794</b>	<b>2712</b>	<b>339.0</b>

## Punting

Player	no.	yds	avg	lg	tb	fc	i20	50+	blk
Jesse Mirco	27	1226	45.4	69	1	7	9	8	0
<b>Total</b>	<b>27</b>	<b>1226</b>	<b>45.4</b>	<b>69</b>	<b>1</b>	<b>7</b>	<b>9</b>	<b>8</b>	<b>0</b>
<b>Opponents</b>	<b>32</b>	<b>1295</b>	<b>40.5</b>	<b>53</b>	<b>1</b>	<b>10</b>	<b>8</b>	<b>2</b>	<b>0</b>

## Kickoffs

Player	no.	yds	avg	tb	ob	retn	net	ydln
Will Faris	25	1575	63.0	9	0			
Brock Taylor	23	1420	61.7	14	1			
Jesse Mirco	1	72	72.0	0	0			
<b>Total</b>	<b>49</b>	<b>3067</b>	<b>62.6</b>	<b>23</b>	<b>1</b>	<b>24</b>	<b>41.1</b>	<b>23</b>
<b>Opponents</b>	<b>37</b>	<b>2300</b>	<b>62.2</b>	<b>26</b>	<b>2</b>	<b>8</b>	<b>39.6</b>	<b>25</b>

## INDIVIDUAL STATS

## All Purpose

Player	g	rush	rcv	pr	kr	ir	total	avg/g
Sedrick Alexander	8	412	148	0	0	0	560	70.0
Diego Pavia	8	537	0	0	0	0	537	67.1
Eli Stowers	8	10	496	0	0	0	506	63.3
Junior Sherrill	8	0	277	0	180	0	457	57.1
AJ Newberry	8	152	106	0	0	0	258	32.3
Martel Hight	8	0	0	225	0	4	229	28.6
Quincy Skinner Jr.	8	0	228	0	0	0	228	28.5
Nate Johnson	7	85	1	0	0	0	86	12.3
Cole Spence	7	0	84	0	0	0	84	12.0
Richie Hoskins	8	0	70	0	0	0	70	8.8
Joseph McVay	1	0	65	0	0	0	65	65.0
Loic Fouonji	8	0	45	0	0	0	45	5.6
Chase Gillespie	6	37	0	0	0	0	37	6.2
Randon Fontenette	8	0	0	0	0	29	29	3.6
Tristen Brown	5	1	27	0	0	0	28	5.6
Moni Jones	8	25	0	0	0	0	25	3.1
CJ Taylor	8	0	0	0	0	23	23	2.9
Alan Wright	8	0	0	0	0	18	18	2.3
Glenn Seabrooks III	8	0	0	0	0	15	15	1.9
De'Rickey Wright	8	0	0	0	0	9	9	1.1
Dariyan Wiley	6	0	8	0	0	0	8	1.3
Bryan Longwell	8	0	0	0	0	7	7	0.9
Kamrean Johnson	8	0	6	0	0	0	6	0.8
Gabe Fisher	8	0	2	0	0	0	2	0.3
Steven Sannieniola	4	0	0	0	-1	0	-1	-0.3
Landon Wells	1	-2	0	0	0	0	-2	-2.0
Team	8	-8	0	0	0	0	-8	-1.0
<b>Total</b>	<b>8</b>	<b>1249</b>	<b>1563</b>	<b>225</b>	<b>179</b>	<b>105</b>	<b>3321</b>	<b>415.1</b>
<b>Opponents</b>	<b>8</b>	<b>918</b>	<b>1794</b>	<b>104</b>	<b>487</b>	<b>16</b>	<b>3319</b>	<b>414.9</b>

# OVERALL DEFENSE

##	Player	gp	Tackles				tfl/yds	Sacks	Pass defense			Fumbles		blkd	
			ua	a	tot	no-yds		int-yds	brup	qbh	fr-yds	ff	kick	saf	
4	Bryan Longwell	8	23	33	56	6-12	1.5-8	1-7	1	.	.	.	.		
2	Randon Fontenette	8	25	19	44	4.5-28	2.5-16	1-29	6	.	.	.	.		
10	Langston Patterson	6	18	20	38	1.5-3	.	.	1	.	.	.	.		
29	Miles Capers	7	15	17	32	6-26	2-15	1-0	3	1	.	1	.		
1	CJ Taylor	8	27	5	32	2.5-4	.	1-23	1	1	.	.	.		
19	De'Rickey Wright	8	18	10	28	1-2	.	1-9	2	.	.	.	.		
24	Nick Rinaldi	8	14	11	25	4-27	4-27	.	.	.	1-0	.	.		
25	Martel Hight	8	17	5	22	.	.	1-4	2	.	.	.	.		
0	Aeneas DiCosmo	8	8	12	20	2-11	0.5-7	.	1	1	.	.	.		
98	De'Marion Thomas	8	8	11	19	1-5	1-5	.	.	.	.	.	.		
53	Glenn Seabrooks III	8	11	7	18	1-1	.	1-15	.	.	.	.	.		
5	Yilanan Ouattara	8	7	10	17	2-1	.	.	2	2	1-0	.	.		
6	Kolbey Taylor	6	12	3	15	.	.	.	.	.	.	.	.		
91	Christian James	8	6	8	14	2-8	.	.	1	1	.	.	.		
20	Prince Kollie	8	5	7	12	1-3	1-3	.	.	.	.	.	.		
7	Marlen Sewell	8	6	6	12	.	.	.	1	.	.	.	.		
8	Tyson Russell	8	7	5	12	1-2	.	.	.	.	.	.	.		
95	Linus Zunk	8	5	4	9	2.5-11	1.5-10	.	1	2	.	.	.		
94	Bradley Mann	8	5	4	9	1-7	.	.	.	.	.	.	.		
22	Bryce Cowan	8	3	5	8	0.5-5	.	.	1	.	.	.	.		
15	Zaylin Wood	3	2	5	7	1-5	1-5	.	.	1	.	.	.		
27	Jaylin Lackey	8	5	2	7	.	.	.	1	.	.	.	.		
96	Khordae Sydnor	6	3	3	6	3.5-20	3-19	.	.	1	.	.	.		
34	Maurice Hampton Jr.	5	3	3	6	.	.	.	.	.	.	.	.		
21	Dontae Carter	8	5	1	6	.	.	.	2	.	.	.	.		
37	Jailen Ruth	8	5	.	5	.	.	.	.	.	.	.	.		
30	Trudell Berry	7	4	.	4	1-2	.	.	2	.	.	1	.		
33	Boubacar Diakite	6	3	1	4	.	.	.	.	.	.	.	.		
14	Steven Sannieniola	4	1	2	3	1-2	.	.	.	.	.	.	.		
16	Cole Spence	7	2	.	2	.	.	.	.	.	.	.	.		
32	Mason Carter	1	.	1	1	.	.	.	.	.	.	.	.		
88	Brock Taylor	8	1	.	1	.	.	.	.	.	.	.	.		
12	Jeffrey Ugochukwu	8	1	.	1	1-3	.	.	.	.	.	.	.		
11	Loic Fouonji	8	1	.	1	.	.	.	.	.	.	.	.		
48	Julian Ashby	8	.	1	1	.	.	.	.	.	.	.	.		
18	Jalen Gilbert	8	1	.	1	.	.	.	.	.	.	.	.		
28	Sedrick Alexander	8	1	.	1	.	.	.	.	.	.	.	.		
99	Devin Lee	4	1	.	1	.	.	.	.	.	.	.	.		
2	Diego Pavia	8	1	.	1	.	.	.	.	.	.	.	.		
33	Moni Jones	8	.	1	1	.	.	.	.	.	.	.	.		
38	Will Faris	5	1	.	1	.	.	.	.	.	.	.	.		

## OVERALL DEFENSE

##	Player	gp	Tackles				Sacks	Pass defense			Fumbles	blkd		
			ua	a	tot	tfl/yds	no-yds	int-yds	brup	qbh	fr-yds	ff	kick	saf
36	Alan Wright	8	.	.	.	.	.	1-18	.	.	.	.	.	.
	<b>Totals</b>	<b>8</b>	<b>281</b>	<b>222</b>	<b>503</b>	<b>47-188</b>	<b>18-115</b>	<b>8-105</b>	<b>28</b>	<b>10</b>	<b>2-0</b>	<b>2</b>	<b>0</b>	<b>0</b>
	Opponents	8	264	262	526	37-149	11-93	3-16	30	18	2-2	2	0	1

# TEAM GAME-BY-GAME

Date	Opponent	Rushing				Receiving				Passing				Kick Returns				Punt Returns				tot off
		no.	yds	td	lg	no.	yds	td	lg	cmp	att	int	yds	td	lg	no.	yds	td	lg	no.	yds	
08/31/2024	Virginia Tech	48	181	2	27	12	190	2	41	12-16-0	190	2	41	2	50	0	27	1	22	0	22	371
09/07/2024	Alcorn	39	242	4	56	11	100	1	17	11-14-0	100	1	17	1	34	0	34	4	127	1	57	342
09/14/2024	at Georgia St.	34	110	2	12	18	270	2	53	18-33-0	270	2	53	1	-1	0	0	3	21	0	13	380
09/21/2024	at Missouri	36	146	1	36	14	178	2	65	14-23-0	178	2	65	0	0	0	0	0	0	0	0	324
10/05/2024	Alabama	54	166	2	13	16	252	2	36	16-21-0	252	2	36	1	5	0	5	1	-2	0	0	418
10/12/2024	at Kentucky	37	145	0	31	15	143	2	21	15-18-1	143	2	21	0	0	0	0	0	0	0	0	288
10/19/2024	Ball St.	37	145	1	20	17	275	1	43	17-31-0	275	1	43	2	57	0	33	3	42	0	25	420
10/26/2024	Texas	31	114	1	18	17	155	2	21	17-31-2	155	2	21	2	34	0	18	1	15	0	15	269
<b>Vanderbilt</b>		<b>316</b>	<b>1249</b>	<b>13</b>	<b>56</b>	<b>120</b>	<b>1563</b>	<b>14</b>	<b>65</b>	<b>120-187-3</b>	<b>1563</b>	<b>14</b>	<b>65</b>	<b>9</b>	<b>179</b>	<b>0</b>	<b>34</b>	<b>13</b>	<b>225</b>	<b>1</b>	<b>57</b>	<b>2812</b>
<b>Opponents</b>		<b>240</b>	<b>918</b>	<b>9</b>	<b>64</b>	<b>160</b>	<b>1794</b>	<b>13</b>	<b>62</b>	<b>160-244-8</b>	<b>1794</b>	<b>13</b>	<b>62</b>	<b>24</b>	<b>487</b>	<b>0</b>	<b>46</b>	<b>9</b>	<b>104</b>	<b>0</b>	<b>24</b>	<b>2712</b>

## Vanderbilt Averages

Games	Avg/ rush	Avg/ catch	Pass effc	KR avg	PR avg	All purpose avg/game	Total offense avg/game
8	4.0	13.0	155.9	19.9	17.3	415.1	351.5

Date	Opponent	Tackles				Sacks no-yds	Fumble		Pass Defense			blkd kick	PAT attempts			off		
		ua	a	total	tfl-yds		ff	fr-yds	int-yds	qbh	brup		kick	kick	rush	rcv	saf	t/o
08/31/2024	Virginia Tech	37	34	71	8.0-36	4-26	0	0-0	1-15	1	4	0	4-4	0	0	0	7	34
09/07/2024	Alcorn	24	28	52	6.0-13	1-3	0	0-0	2-41	1	4	0	7-7	0	0	0	14	55
09/14/2024	at Georgia St.	46	26	72	5.0-21	1-14	0	0-0	1-7	3	2	0	3-3	0	1	0	7	32
09/21/2024	at Missouri	40	46	86	8.0-23	3-13	0	0-0	0-0	0	4	0	3-3	0	0	0	0	27
10/05/2024	Alabama	24	16	40	4.0-15	2-11	1	1-0	1-29	0	3	0	4-5	0	0	0	6	40
10/12/2024	at Kentucky	32	28	60	2.0-4	1-2	1	1-0	1-9	2	2	0	2-2	0	0	0	3	20
10/19/2024	Ball St.	34	16	50	5.0-35	2-17	0	0-0	0-0	1	3	0	1-1	0	1	0	0	24
10/26/2024	Texas	44	28	72	9.0-41	4-29	0	0-0	2-4	2	6	0	3-3	0	0	0	14	24
<b>Vanderbilt</b>		<b>281</b>	<b>222</b>	<b>503</b>	<b>47.0-188</b>	<b>18-115</b>	<b>2</b>	<b>2-0</b>	<b>8-105</b>	<b>10</b>	<b>28</b>	<b>0</b>	<b>27-28</b>	<b>0</b>	<b>2</b>	<b>0</b>	<b>51</b>	<b>256</b>
<b>Opponents</b>		<b>264</b>	<b>262</b>	<b>526</b>	<b>37.0-149</b>	<b>11-93</b>	<b>2</b>	<b>2-2</b>	<b>3-16</b>	<b>18</b>	<b>30</b>	<b>0</b>	<b>21-21</b>	<b>0</b>	<b>0</b>	<b>1</b>	<b>3</b>	<b>182</b>

Date	Opponent	Punting										Field Goals			Kickoffs			
		no.	yds	avg	long	blkd	tb	fc	50+	i20	md-att	long	blkd	no.	yds	avg	tb	ob
08/31/2024	Virginia Tech	4	187	46.8	60	0	0	2	2	1	2-3	53	0	6	380	63.3	2	0
09/07/2024	Alcorn	2	111	55.5	69	0	0	0	1	2	2-2	46	0	10	624	62.4	4	0
09/14/2024	at Georgia St.	3	105	35.0	42	0	0	0	0	1	1-1	28	0	7	452	64.6	3	0
09/21/2024	at Missouri	6	280	46.7	54	0	0	3	2	0	2-4	57	0	4	252	63.0	0	0
10/05/2024	Alabama	2	76	38.0	46	0	0	0	0	2	2-2	51	0	8	517	64.6	5	0
10/12/2024	at Kentucky	2	89	44.5	45	0	0	0	0	1	2-2	50	0	5	259	51.8	2	1
10/19/2024	Ball St.	3	137	45.7	53	0	1	0	1	1	3-3	38	0	6	388	64.7	5	0
10/26/2024	Texas	5	241	48.2	60	0	0	2	2	1	1-1	54	0	3	195	65.0	2	0
<b>Vanderbilt</b>		<b>27</b>	<b>1226</b>	<b>45.4</b>	<b>69</b>	<b>0</b>	<b>1</b>	<b>7</b>	<b>8</b>	<b>9</b>	<b>15-18</b>	<b>57</b>	<b>0</b>	<b>49</b>	<b>3067</b>	<b>62.6</b>	<b>23</b>	<b>1</b>
<b>Opponents</b>		<b>32</b>	<b>1295</b>	<b>40.5</b>	<b>53</b>	<b>0</b>	<b>1</b>	<b>10</b>	<b>2</b>	<b>8</b>	<b>9-13</b>	<b>54</b>	<b>0</b>	<b>37</b>	<b>2300</b>	<b>62.2</b>	<b>26</b>	<b>2</b>

## OPPONENT GAME-BY-GAME

Date	Opponent	Rushing				Receiving				Passing				Kick Returns				Punt Returns				tot off
		no.	yds	td	lg	no.	yds	td	lg	cmp	att	int	yds	td	lg	no.	yds	td	lg	no.	yds	
08/31/2024	Virginia Tech	30	75	1	24	22	322	2	62	22-34-1	322	2	62	4	96	0	29	1	17	0	17	397
09/07/2024	Alcorn	28	40	0	15	8	31	0	10	8-16-2	31	0	10	6	102	0	25	0	0	0	0	71
09/14/2024	at Georgia St.	34	157	1	29	26	269	3	33	26-41-1	269	3	33	3	46	0	22	0	0	0	0	426
09/21/2024	at Missouri	40	216	1	64	23	226	2	27	23-37-0	226	2	27	4	77	0	32	2	40	0	24	442
10/05/2024	Alabama	21	84	4	32	18	310	1	58	18-24-1	310	1	58	3	75	0	46	0	0	0	0	394
10/12/2024	at Kentucky	31	164	1	16	15	158	1	23	15-26-1	158	1	23	2	60	0	38	2	5	0	6	322
10/19/2024	Ball St.	22	78	1	13	21	190	1	29	21-29-0	190	1	29	1	16	0	16	1	1	0	1	268
10/26/2024	Texas	34	104	0	23	27	288	3	31	27-37-2	288	3	31	1	15	0	15	3	41	0	24	392
<b>Opponents</b>		<b>240</b>	<b>918</b>	<b>9</b>	<b>64</b>	<b>160</b>	<b>1794</b>	<b>13</b>	<b>62</b>	<b>160-244-8</b>	<b>1794</b>	<b>13</b>	<b>62</b>	<b>24</b>	<b>487</b>	<b>0</b>	<b>46</b>	<b>9</b>	<b>104</b>	<b>0</b>	<b>24</b>	<b>2712</b>
<b>Vanderbilt</b>		<b>316</b>	<b>1249</b>	<b>13</b>	<b>56</b>	<b>120</b>	<b>1563</b>	<b>14</b>	<b>65</b>	<b>120-187-3</b>	<b>1563</b>	<b>14</b>	<b>65</b>	<b>9</b>	<b>179</b>	<b>0</b>	<b>34</b>	<b>13</b>	<b>225</b>	<b>1</b>	<b>57</b>	<b>2812</b>

### Opponents Averages

Games	Avg/ rush	Avg/ catch	Pass effc	KR avg	PR avg	All purpose avg/game	Total offense avg/game
8	3.8	11.2	138.4	20.3	11.6	414.9	339.0

Date	Opponent	Tackles			Sacks	Fumble		Pass Defense			blkd kick	PAT attempts			off				
		ua	a	total		tfl-yds	no-yds	ff	fr-yds	int-yds		qbh	brup	kick	kick	rush	rcv	saf	t/o
08/31/2024	Virginia Tech	35	38	73	7.0-25	2-16	0	0-0	0-0	0	2	0	3-3	0	0	0	0	0	27
09/07/2024	Alcorn	31	24	55	4.0-18	2-15	0	0-0	0-0	2	1	0	0-0	0	0	0	0	0	0
09/14/2024	at Georgia St.	34	28	62	2.0-15	2-15	1	1-2	0-0	3	7	0	4-4	0	0	1	0	36	
09/21/2024	at Missouri	21	44	65	6.0-33	1-12	0	0-0	0-0	4	6	0	3-3	0	0	0	0	30	
10/05/2024	Alabama	40	40	80	7.0-12	0-0	0	0-0	0-0	0	2	0	5-5	0	0	0	0	35	
10/12/2024	at Kentucky	34	28	62	6.0-37	3-32	0	0-0	1-1	1	1	0	1-1	0	0	0	0	13	
10/19/2024	Ball St.	36	34	70	3.0-6	1-3	0	0-0	0-0	3	4	0	2-2	0	0	0	0	14	
10/26/2024	Texas	33	26	59	2.0-3	0-0	1	1-0	2-15	5	7	0	3-3	0	0	0	3	27	
<b>Opponents</b>		<b>264</b>	<b>262</b>	<b>526</b>	<b>37.0-149</b>	<b>11-93</b>	<b>2</b>	<b>2-2</b>	<b>3-16</b>	<b>18</b>	<b>30</b>	<b>0</b>	<b>21-21</b>	<b>0</b>	<b>0</b>	<b>1</b>	<b>3</b>	<b>182</b>	
<b>Vanderbilt</b>		<b>281</b>	<b>222</b>	<b>503</b>	<b>47.0-188</b>	<b>18-115</b>	<b>2</b>	<b>2-0</b>	<b>8-105</b>	<b>10</b>	<b>28</b>	<b>0</b>	<b>27-28</b>	<b>0</b>	<b>2</b>	<b>0</b>	<b>51</b>	<b>256</b>	

Date	Opponent	Punting								Field Goals			Kickoffs					
		no.	yds	avg	long	blkd	tb	fc	50+	i20	md-att	long	blkd	no.	yds	avg	tb	ob
08/31/2024	Virginia Tech	3	139	46.3	49	0	1	1	0	0	2-2	40	0	6	382	63.7	4	0
09/07/2024	Alcorn	8	316	39.5	48	0	0	1	0	0	0-0	0	0	1	61	61.0	0	0
09/14/2024	at Georgia St.	4	161	40.3	47	0	0	1	0	0	2-3	45	0	7	453	64.7	5	1
09/21/2024	at Missouri	3	115	38.3	40	0	0	3	0	2	3-6	54	0	5	260	52.0	4	1
10/05/2024	Alabama	2	87	43.5	47	0	0	1	0	0	0-0	0	0	6	377	62.8	5	0
10/12/2024	at Kentucky	2	80	40.0	41	0	0	1	0	1	0-0	0	0	3	195	65.0	3	0
10/19/2024	Ball St.	6	252	42.0	53	0	0	1	2	3	0-0	0	0	3	192	64.0	1	0
10/26/2024	Texas	4	145	36.3	42	0	0	1	0	2	2-2	40	0	6	380	63.3	4	0
<b>Opponents</b>		<b>32</b>	<b>1295</b>	<b>40.5</b>	<b>53</b>	<b>0</b>	<b>1</b>	<b>10</b>	<b>2</b>	<b>8</b>	<b>9-13</b>	<b>54</b>	<b>0</b>	<b>37</b>	<b>2300</b>	<b>62.2</b>	<b>26</b>	<b>2</b>
<b>Vanderbilt</b>		<b>27</b>	<b>1226</b>	<b>45.4</b>	<b>69</b>	<b>0</b>	<b>1</b>	<b>7</b>	<b>8</b>	<b>9</b>	<b>15-18</b>	<b>57</b>	<b>0</b>	<b>49</b>	<b>3067</b>	<b>62.6</b>	<b>23</b>	<b>1</b>

## TEAM GAME HIGHS

<b>RUSHES</b>	54	Alabama (10/05/2024)
<b>YARDS RUSHING</b>	242	Alcorn (09/07/2024)
<b>YARDS PER RUSH</b>	6.2	Alcorn (09/07/2024)
<b>TD RUSHES</b>	4	Alcorn (09/07/2024)
<b>PASS ATTEMPTS</b>	33	at Georgia St. (09/14/2024)
<b>PASS COMPLETIONS</b>	18	at Georgia St. (09/14/2024)
<b>YARDS PASSING</b>	275	Ball St. (10/19/2024)
<b>YARDS PER PASS</b>	12.0	Alabama (10/05/2024)
<b>TD PASSES</b>	2	Texas (10/26/2024)
	2	at Kentucky (10/12/2024)
	2	Alabama (10/05/2024)
	2	at Missouri (09/21/2024)
	2	at Georgia St. (09/14/2024)
	2	Virginia Tech (08/31/2024)
<b>TOTAL PLAYS</b>	75	Alabama (10/05/2024)
<b>TOTAL OFFENSE</b>	420	Ball St. (10/19/2024)
<b>YARDS PER PLAY</b>	6.5	Alcorn (09/07/2024)
<b>POINTS</b>	55	Alcorn (09/07/2024)
<b>SACKS BY</b>	4	Texas (10/26/2024)
	4	Virginia Tech (08/31/2024)
<b>FIRST DOWNS</b>	26	Alabama (10/05/2024)
<b>PENALTIES</b>	9	at Georgia St. (09/14/2024)
	9	Alcorn (09/07/2024)
<b>PENALTY YARDS</b>	93	at Missouri (09/21/2024)
<b>TURNOVERS</b>	3	Texas (10/26/2024)
<b>PUNTS</b>	6	at Missouri (09/21/2024)
<b>PUNTING AVG</b>	55.5	Alcorn (09/07/2024)
<b>LONG PUNT</b>	69	Alcorn (09/07/2024)
<b>PUNTS INSIDE 20</b>	2	Alabama (10/05/2024)
	2	Alcorn (09/07/2024)
<b>LONG PUNT RETURN</b>	57	Alcorn (09/07/2024)

## OPPONENT GAME HIGHS

<b>RUSHES</b>	40	at Missouri (09/21/2024)
<b>YARDS RUSHING</b>	216	at Missouri (09/21/2024)
<b>YARDS PER RUSH</b>	5.4	at Missouri (09/21/2024)
<b>TD RUSHES</b>	4	Alabama (10/05/2024)
<b>PASS ATTEMPTS</b>	41	at Georgia St. (09/14/2024)
<b>PASS COMPLETIONS</b>	27	Texas (10/26/2024)
<b>YARDS PASSING</b>	322	Virginia Tech (08/31/2024)
<b>YARDS PER PASS</b>	12.9	Alabama (10/05/2024)
<b>TD PASSES</b>	3	Texas (10/26/2024)
	3	at Georgia St. (09/14/2024)
<b>TOTAL PLAYS</b>	77	at Missouri (09/21/2024)
<b>TOTAL OFFENSE</b>	442	at Missouri (09/21/2024)
<b>YARDS PER PLAY</b>	8.8	Alabama (10/05/2024)
<b>POINTS</b>	36	at Georgia St. (09/14/2024)
<b>SACKS BY</b>	3	at Kentucky (10/12/2024)
<b>FIRST DOWNS</b>	25	at Georgia St. (09/14/2024)
<b>PENALTIES</b>	12	at Kentucky (10/12/2024)
<b>PENALTY YARDS</b>	107	Texas (10/26/2024)
<b>TURNOVERS</b>	2	Texas (10/26/2024)
	2	at Kentucky (10/12/2024)
	2	Alabama (10/05/2024)
	2	Alcorn (09/07/2024)
<b>PUNTS</b>	8	Alcorn (09/07/2024)
<b>PUNTING AVG</b>	46.3	Virginia Tech (08/31/2024)
<b>LONG PUNT</b>	53	Ball St. (10/19/2024)
<b>PUNTS INSIDE 20</b>	3	Ball St. (10/19/2024)
<b>LONG PUNT RETURN</b>	24	Texas (10/26/2024)
	24	at Missouri (09/21/2024)



## TEAM GAME LOWS

### Vanderbilt - Game Lows

<b>RUSHES</b>	31	Texas (10/26/2024)
<b>YARDS RUSHING</b>	110	at Georgia St. (09/14/2024)
<b>YARDS PER RUSH</b>	3.1	Alabama (10/05/2024)
<b>TD RUSHES</b>	0	at Kentucky (10/12/2024)
<b>PASS ATTEMPTS</b>	14	Alcorn (09/07/2024)
<b>PASS COMPLETIONS</b>	11	Alcorn (09/07/2024)
<b>YARDS PASSING</b>	100	Alcorn (09/07/2024)
<b>YARDS PER PASS</b>	5.0	Texas (10/26/2024)
<b>TD PASSES</b>	1	Ball St. (10/19/2024)
	1	Alcorn (09/07/2024)
<b>TOTAL PLAYS</b>	53	Alcorn (09/07/2024)
<b>TOTAL OFFENSE</b>	269	Texas (10/26/2024)
<b>YARDS PER PLAY</b>	4.3	Texas (10/26/2024)
<b>POINTS</b>	20	at Kentucky (10/12/2024)
<b>SACKS BY</b>	1	at Kentucky (10/12/2024)
	1	at Georgia St. (09/14/2024)
	1	Alcorn (09/07/2024)
<b>FIRST DOWNS</b>	15	at Missouri (09/21/2024)
<b>PENALTIES</b>	2	Ball St. (10/19/2024)
<b>PENALTY YARDS</b>	10	Ball St. (10/19/2024)
<b>INTERCEPTIONS BY</b>	0	Ball St. (10/19/2024)
	0	at Missouri (09/21/2024)
<b>PUNTS</b>	2	at Kentucky (10/12/2024)
	2	Alabama (10/05/2024)
	2	Alcorn (09/07/2024)
<b>PUNTING AVG</b>	35.0	at Georgia St. (09/14/2024)
<b>LONG PUNT</b>	42	at Georgia St. (09/14/2024)
<b>PUNTS INSIDE 20</b>	0	at Missouri (09/21/2024)
<b>LONG PUNT RETURN</b>	0	at Kentucky (10/12/2024)
	0	Alabama (10/05/2024)
	0	at Missouri (09/21/2024)

## OPPONENT GAME LOWS

### Opponent - Game Lows

<b>RUSHES</b>	21	Alabama (10/05/2024)
<b>YARDS RUSHING</b>	40	Alcorn (09/07/2024)
<b>YARDS PER RUSH</b>	1.4	Alcorn (09/07/2024)
<b>TD RUSHES</b>	0	Texas (10/26/2024)
	0	Alcorn (09/07/2024)
<b>PASS ATTEMPTS</b>	16	Alcorn (09/07/2024)
<b>PASS COMPLETIONS</b>	8	Alcorn (09/07/2024)
<b>YARDS PASSING</b>	31	Alcorn (09/07/2024)
<b>YARDS PER PASS</b>	1.9	Alcorn (09/07/2024)
<b>TD PASSES</b>	0	Alcorn (09/07/2024)
<b>TOTAL PLAYS</b>	44	Alcorn (09/07/2024)
<b>TOTAL OFFENSE</b>	71	Alcorn (09/07/2024)
<b>YARDS PER PLAY</b>	1.6	Alcorn (09/07/2024)
<b>POINTS</b>	0	Alcorn (09/07/2024)
<b>SACKS BY</b>	0	Texas (10/26/2024)
	0	Alabama (10/05/2024)
<b>FIRST DOWNS</b>	6	Alcorn (09/07/2024)
<b>PENALTIES</b>	2	Ball St. (10/19/2024)
<b>PENALTY YARDS</b>	10	Ball St. (10/19/2024)
<b>INTERCEPTIONS BY</b>	0	Ball St. (10/19/2024)
	0	Alabama (10/05/2024)
	0	at Missouri (09/21/2024)
	0	at Georgia St. (09/14/2024)
	0	Alcorn (09/07/2024)
	0	Virginia Tech (08/31/2024)
<b>PUNTS</b>	2	at Kentucky (10/12/2024)
	2	Alabama (10/05/2024)
<b>PUNTING AVG</b>	36.3	Texas (10/26/2024)
<b>LONG PUNT</b>	40	at Missouri (09/21/2024)
<b>PUNTS INSIDE 20</b>	0	Alabama (10/05/2024)
	0	at Georgia St. (09/14/2024)
	0	Alcorn (09/07/2024)
	0	Virginia Tech (08/31/2024)
<b>LONG PUNT RETURN</b>	0	Alabama (10/05/2024)
	0	at Georgia St. (09/14/2024)
	0	Alcorn (09/07/2024)

## PASSING GAME-BY-GAME

#2 Diego Pavia	Comp	Att	Int	Pct	Yards	TD	Long	Sacked	Effic.
Virginia Tech	12	16	0	75.0	190	2	41	2-16	216.0
Alcorn	10	13	0	76.9	83	0	17	2-15	130.6
Georgia St.	18	33	0	54.5	270	2	53	2-15	143.3
Missouri	14	23	0	60.9	178	2	65	1-12	154.6
Alabama	16	20	0	80.0	252	2	36	0-0	218.8
Kentucky	15	18	1	83.3	143	2	21	3-32	175.6
Ball St.	17	31	0	54.8	275	1	43	1-3	140.0
Texas	16	29	2	55.2	143	2	21	0-0	105.6
<b>Totals</b>	<b>118</b>	<b>183</b>	<b>3</b>	<b>64.5</b>	<b>1534</b>	<b>13</b>	<b>65</b>	<b>11-93</b>	<b>155.1</b>

#8 Nate Johnson	Comp	Att	Int	Pct	Yards	TD	Long	Sacked	Effic.
Alabama	0	1	0	0.0	0	0	0	0-0	0.0
Texas	1	2	0	50.0	12	0	12	0-0	100.4
<b>Totals</b>	<b>1</b>	<b>3</b>	<b>0</b>	<b>33.3</b>	<b>12</b>	<b>0</b>	<b>12</b>	<b>0-0</b>	<b>66.9</b>

#9 Eli Stowers	Comp	Att	Int	Pct	Yards	TD	Long	Sacked	Effic.
Alcorn	1	1	0	100.0	17	1	17	0-0	572.8
<b>Totals</b>	<b>1</b>	<b>1</b>	<b>0</b>	<b>100.0</b>	<b>17</b>	<b>1</b>	<b>17</b>	<b>0-0</b>	<b>572.8</b>

## RUSHING AND RECEIVING GAME-BY-GAME

## Rushing

Player	No-Yds/TD	VT	Alcorn	GSU	MO	UA	UK	BSU	TX
Diego Pavia	134-537/4	26-104/1	13-51/1	15-40/0	17-84/0	20-56/0	14-53/0	13-82/1	16-67/1
Sedrick Alexander	105-412/5	17-69/1	12-54/1	11-42/1	11-52/0	21-64/2	11-58/0	12-41/0	10-32/0
AJ Newberry	32-152/3	1-9/0	6-54/1	3-14/1	6-18/1	7-34/0	6-15/0	1-3/0	2-5/0
Chase Gillespie	12-37/0	1-4/0	4-10/0	DNP	DNP	2-4/0	-	5-19/0	-
Moni Jones	9-25/0	1-1/0	1-6/0	1-2/0	-	2-1/0	1-9/0	2-5/0	1-1/0
Nate Johnson	5-85/1	-	2-69/1	1-7/0	DNP	-	-	1--2/0	1-11/0
Eli Stowers	4-10/0	1-0/0	-	-	-	-	2-12/0	-	1--2/0
Junior Sherrill	4-0/0	1--6/0	-	1-5/0	1--7/0	1-8/0	-	-	-
Tristen Brown	1-1/0	-	-	1-1/0	DNP	DNP	DNP	-	-
Landon Wells	1--2/0	DNP	1--2/0	DNP	DNP	DNP	DNP	DNP	DNP

## Receiving

Player	No-Yds/TD	VT	Alcorn	GSU	MO	UA	UK	BSU	TX
Eli Stowers	36-496/3	2-46/0	1-7/0	9-110/1	7-57/0	6-113/0	-	8-130/1	3-33/1
Quincy Skinner Jr.	19-228/1	4-72/1	2-14/0	2-37/0	1-9/0	3-38/0	2-14/0	2-23/0	3-21/0
Junior Sherrill	17-277/3	3-34/0	1-17/0	2-36/1	1-17/0	2-45/1	2-23/0	1-43/0	5-62/1
Sedrick Alexander	17-148/1	2-19/1	1-1/0	2-19/0	1-8/0	2-24/0	4-18/0	1-38/0	4-21/0
Cole Spence	7-84/1	-	1-17/1	DNP	1-12/0	1-12/0	2-18/0	1-13/0	1-12/0
AJ Newberry	6-106/1	-	-	1-53/0	1-8/0	1-14/0	2-26/1	1-5/0	-
Richie Hoskins	6-70/1	-	-	1-14/0	-	-	3-44/1	2-12/0	-
Loic Fouonji	4-45/0	1-19/0	1-9/0	-	-	-	-	1-11/0	1-6/0
Tristen Brown	3-27/0	-	3-27/0	-	DNP	DNP	DNP	-	-
Joseph McVay	1-65/1	DNP	DNP	DNP	1-65/1	DNP	DNP	DNP	DNP
Dariyan Wiley	1-8/0	DNP	1-8/0	-	-	-	-	-	DNP
Kamrean Johnson	1-6/1	-	-	-	-	1-6/1	-	-	-
Gabe Fisher	1-2/1	-	-	-	1-2/1	-	-	-	-
Nate Johnson	1-1/0	-	-	1-1/0	DNP	-	-	-	-

## TACKLES GAME-BY-GAME

## Total Tackles

Player	S-A	Total	VT	Alcorn	GSU	MO	UA	UK	BSU	TX
Bryan Longwell	23-33	56	2-7	0-2	1-3	6-6	5-3	1-5	2-2	6-5
Randon Fontenette	25-19	44	4-1	1-1	4-4	3-5	0-2	5-2	3-1	5-3
Langston Patterson	18-20	38	4-6	1-0	4-3	5-6	2-5	DNP	DNP	2-0
CJ Taylor	27-5	32	6-1	2-1	3-0	0-2	-	2-1	6-0	8-0
Miles Capers	15-17	32	4-3	0-3	2-2	4-3	1-0	1-2	DNP	3-4
De'Rickey Wright	18-10	28	2-0	-	3-3	3-1	3-0	2-1	2-1	3-4
Nick Rinaldi	14-11	25	1-2	2-0	1-2	0-1	2-0	2-3	5-2	1-1
Martel Hight	17-5	22	2-0	-	0-1	6-1	2-2	2-0	2-0	3-1
Aeneas DiCosmo	8-12	20	0-2	3-4	1-2	2-3	1-0	1-0	-	0-1
De'Marion Thomas	8-11	19	1-2	-	2-2	1-1	1-0	0-3	3-1	0-2
Glenn Seabrooks III	11-7	18	1-2	2-0	5-1	0-3	1-0	2-0	-	0-1
Yilanan Ouattara	7-10	17	1-0	1-3	1-1	0-2	0-1	0-3	1-0	3-0
Kolbey Taylor	12-3	15	-	DNP	6-1	3-0	2-0	1-0	0-2	DNP
Christian James	6-8	14	0-1	0-1	3-0	2-1	1-2	0-2	0-1	-
Tyson Russell	7-5	12	1-1	1-1	1-0	1-1	-	2-0	1-1	0-1
Marlen Sewell	6-6	12	-	1-0	3-0	0-5	1-0	0-1	1-0	-
Prince Kollie	5-7	12	-	1-4	1-0	0-2	-	3-0	0-1	-
Bradley Mann	5-4	9	-	1-2	1-0	-	-	0-1	2-0	1-1
Linus Zunk	5-4	9	2-1	1-0	0-1	-	-	1-1	-	1-1
Bryce Cowan	3-5	8	-	0-2	-	-	-	1-1	2-2	-
Jaylin Lackey	5-2	7	-	0-1	1-0	-	-	-	1-1	3-0
Zaylin Wood	2-5	7	2-5	-	-	DNP	DNP	DNP	DNP	DNP
Dontae Carter	5-1	6	1-0	-	1-0	0-1	1-0	1-0	1-0	-
Maurice Hampton Jr.	3-3	6	DNP	DNP	DNP	-	-	1-1	2-1	0-1
Khordae Sydnor	3-3	6	1-0	DNP	DNP	1-0	0-1	-	-	1-2
Jailen Ruth	5-0	5	-	2-0	1-0	-	1-0	1-0	-	-
Trudell Berry	4-0	4	-	1-0	-	1-0	DNP	1-0	-	1-0
Boubacar Diakite	3-1	4	2-0	1-1	DNP	DNP	-	-	-	-
Steven Sannieniola	1-2	3	-	1-1	-	0-1	DNP	DNP	DNP	DNP
Cole Spence	2-0	2	-	-	DNP	-	-	1-0	-	1-0
Diego Pavia	1-0	1	-	-	1-0	-	-	-	-	-
Loic Fouonji	1-0	1	-	-	-	-	-	-	-	1-0
Jeffrey Ugochukwu	1-0	1	-	1-0	-	-	-	-	-	-
Jalen Gilbert	1-0	1	-	1-0	-	-	-	-	-	-
Sedrick Alexander	1-0	1	-	-	-	-	-	-	-	1-0
Will Faris	1-0	1	-	-	-	1-0	DNP	DNP	DNP	-
Brock Taylor	1-0	1	-	-	-	-	-	1-0	-	-
Devin Lee	1-0	1	-	-	-	1-0	DNP	DNP	DNP	DNP
Mason Carter	0-1	1	DNP	0-1	DNP	DNP	DNP	DNP	DNP	DNP
Moni Jones	0-1	1	-	-	-	0-1	-	-	-	-
Julian Ashby	0-1	1	-	-	-	-	-	0-1	-	-

## TACKLES FOR LOSS GAME-BY-GAME

Player	UA-A	Total	VT	Alcorn	GSU	MO	UA	UK	BSU	TX
Miles Capers	4-4	6.0	2.0-10	0.5-1	-	1.0-1	1.0-8	-	DNP	1.5-6
Bryan Longwell	3-6	6.0	0.5-1	0.5-0	0.5-7	2.5-3	0.5-0	-	1.0-1	0.5-0
Randon Fontenette	3-3	4.5	-	0.5-1	-	1.0-7	-	-	0.5-5	2.5-15
Nick Rinaldi	4-0	4.0	-	-	-	-	1.0-3	1.0-2	1.0-12	1.0-10
Khordae Sydnor	3-1	3.5	1.0-7	DNP	DNP	1.0-5	-	-	-	1.5-8
CJ Taylor	2-1	2.5	-	1.5-3	-	-	-	-	-	1.0-1
Linus Zunk	2-1	2.5	2.5-11	-	-	-	-	-	-	-
Christian James	2-0	2.0	-	-	1.0-2	1.0-6	-	-	-	-
Aeneas DiCosmo	1-2	2.0	-	-	0.5-7	0.5-1	1.0-3	-	-	-
Yilanan Ouattara	1-2	2.0	-	-	-	1.0-0	-	-	-	1.0-1
Langston Patterson	1-1	1.5	1.0-2	-	-	-	0.5-1	DNP	DNP	-
Tyson Russell	1-0	1.0	-	-	1.0-2	-	-	-	-	-
Jeffrey Ugochukwu	1-0	1.0	-	1.0-3	-	-	-	-	-	-
Steven Sannieniola	1-0	1.0	-	1.0-2	-	-	DNP	DNP	DNP	DNP
Zaylin Wood	1-0	1.0	1.0-5	-	-	DNP	DNP	DNP	DNP	DNP
De'Rickey Wright	1-0	1.0	-	-	1.0-2	-	-	-	-	-
Prince Kollie	1-0	1.0	-	1.0-3	-	-	-	-	-	-
Trudell Berry	1-0	1.0	-	-	-	-	DNP	1.0-2	-	-
Glenn Seabrooks III	1-0	1.0	-	-	1.0-1	-	-	-	-	-
Bradley Mann	1-0	1.0	-	-	-	-	-	-	1.0-7	-
De'Marion Thomas	1-0	1.0	-	-	-	-	-	-	1.0-5	-
Bryce Cowan	0-1	0.5	-	-	-	-	-	-	0.5-5	-

## RETURNS GAME-BY-GAME

### Punt Returns

Player	No-Yds	VT	Alcorn	GSU	MO	UA	UK	BSU	TX
Martel Hight	13-225	1-22	4-127	3-21	-	1--2	-	3-42	1-15

### Kick Returns

Player	No-Yds	VT	Alcorn	GSU	MO	UA	UK	BSU	TX
Junior Sherrill	8-180	2-50	1-34	-	-	1-5	-	2-57	2-34
Steven Sannieniola	1--1	-	-	1--1	-	DNP	DNP	DNP	DNP

### Interceptions Returns

Player	No-Yds	VT	Alcorn	GSU	MO	UA	UK	BSU	TX
Randon Fontenette	1-29	-	-	-	-	1-29	-	-	-
CJ Taylor	1-23	-	1-23	-	-	-	-	-	-
Alan Wright	1-18	-	1-18	-	-	-	-	-	-
Glenn Seabrooks III	1-15	1-15	-	-	-	-	-	-	-
De'Rickey Wright	1-9	-	-	-	-	-	1-9	-	-
Bryan Longwell	1-7	-	-	1-7	-	-	-	-	-
Martel Hight	1-4	-	-	-	-	-	-	-	1-4
Miles Capers	1-0	-	-	-	-	-	-	DNP	1-0

### Fumble Returns

Player	No-Yds	VT	Alcorn	GSU	MO	UA	UK	BSU	TX
Yilanan Ouattara	1-0	-	-	-	-	1-0	-	-	-
Nick Rinaldi	1-0	-	-	-	-	-	1-0	-	-

# PARTICIPATION

##	Player	GP-GS	VT	Alcorn	GSU	MO	UA	UK	BSU	TX
0	Aeneas DiCosmo	8/0	XXX	XXX	XXX	XXX	XXX	XXX	XXX	XXX
0	Junior Sherrill	8/7	START	START	XXX	START	START	START	START	START
1	Dariyan Wiley	6/0	...	XXX	XXX	XXX	XXX	XXX	XXX	...
1	CJ Taylor	8/7	START	START	START	XXX	START	START	START	START
2	Diego Pavia	8/8	START	START	START	START	START	START	START	START
2	Randon Fontenette	8/8	START	START	START	START	START	START	START	START
3	Quincy Skinner Jr.	8/8	START	START	START	START	START	START	START	START
4	Bryan Longwell	8/8	START	START	START	START	START	START	START	START
5	Richie Hoskins	8/0	XXX	XXX	XXX	XXX	XXX	XXX	XXX	XXX
5	Yilanan Ouattara	8/5	XXX	XXX	XXX	START	START	START	START	START
6	Kolbey Taylor	6/5	START	...	XXX	START	START	START	START	...
7	Marlen Sewell	8/1	XXX	XXX	XXX	START	XXX	XXX	XXX	XXX
7	Drew Dickey	0/0	...	...	...	...	...	...	...	...
8	Tyson Russell	8/2	XXX	START	START	XXX	XXX	XXX	XXX	XXX
8	Nate Johnson	7/1	XXX	XXX	START	...	XXX	XXX	XXX	XXX
9	Eli Stowers	8/4	START	XXX	START	XXX	XXX	START	XXX	START
10	Langston Patterson	6/6	START	START	START	START	START	...	...	START
10	Whit Muschamp	0/0	...	...	...	...	...	...	...	...
11	Loic Fouonji	8/0	XXX	XXX	XXX	XXX	XXX	XXX	XXX	XXX
11	Darren Agu	2/0	...	XXX	...	XXX	...	...	...	...
12	Jeffrey Ugochukwu	8/0	XXX	XXX	XXX	XXX	XXX	XXX	XXX	XXX
12	Brennan Storer	0/0	...	...	...	...	...	...	...	...
13	Chase Gillespie	6/0	XXX	XXX	...	...	XXX	XXX	XXX	XXX
14	Steven Sannieniola	4/0	XXX	XXX	XXX	XXX	...	...	...	...
14	Jérémy St-Hilaire	0/0	...	...	...	...	...	...	...	...
15	Zaylin Wood	3/3	START	START	START	...	...	...	...	...
15	Jeremiah Dillon	0/0	...	...	...	...	...	...	...	...
16	Cole Spence	7/6	START	XXX	...	START	START	START	START	START
17	Mark Davis	0/0	...	...	...	...	...	...	...	...
18	Hayden Moses	0/0	...	...	...	...	...	...	...	...
18	Jalen Gilbert	8/0	XXX	XXX	XXX	XXX	XXX	XXX	XXX	XXX
19	De'Rickey Wright	8/8	START	START	START	START	START	START	START	START
19	Blaze Berlowitz	0/0	...	...	...	...	...	...	...	...
20	Prince Kollie	8/0	XXX	XXX	XXX	XXX	XXX	XXX	XXX	XXX
21	Dontae Carter	8/0	XXX	XXX	XXX	XXX	XXX	XXX	XXX	XXX
22	Bryce Cowan	8/1	XXX	XXX	XXX	XXX	XXX	XXX	START	XXX
23	AJ Newberry	8/1	XXX	XXX	XXX	START	XXX	XXX	XXX	XXX
24	Nick Rinaldi	8/2	XXX	XXX	XXX	XXX	XXX	START	START	XXX
25	Martel Hight	8/8	START	START	START	START	START	START	START	START
26	Micah Bell	0/0	...	...	...	...	...	...	...	...
26	Alvin Williamson Jr.	0/0	...	...	...	...	...	...	...	...
27	Jaylin Lackey	8/1	XXX	XXX	XXX	XXX	XXX	XXX	XXX	START
28	Sedrick Alexander	8/8	START	START	START	START	START	START	START	START
28	Thomas Jones	0/0	...	...	...	...	...	...	...	...
29	Miles Capers	7/7	START	START	START	START	START	START	...	START
29	Jesse Mirco	8/0	XXX	XXX	XXX	XXX	XXX	XXX	XXX	XXX
30	Trudell Berry	7/0	XXX	XXX	XXX	XXX	...	XXX	XXX	XXX
31	Tate Hamby	0/0	...	...	...	...	...	...	...	...
32	Mason Carter	1/0	...	XXX	...	...	...	...	...	...
33	Boubacar Diakite	6/0	XXX	XXX	...	...	XXX	XXX	XXX	XXX
33	Moni Jones	8/0	XXX	XXX	XXX	XXX	XXX	XXX	XXX	XXX
34	Maurice Hampton Jr.	5/0	...	...	...	XXX	XXX	XXX	XXX	XXX
34	Johann Cardenas	0/0	...	...	...	...	...	...	...	...
35	Payne Daniel	0/0	...	...	...	...	...	...	...	...
36	Alan Wright	8/0	XXX	XXX	XXX	XXX	XXX	XXX	XXX	XXX
37	Jailen Ruth	8/0	XXX	XXX	XXX	XXX	XXX	XXX	XXX	XXX
37	Ty Burd	0/0	...	...	...	...	...	...	...	...
38	Will Faris	5/0	XXX	XXX	XXX	XXX	...	...	...	XXX
39	Jackson Heis	0/0	...	...	...	...	...	...	...	...
39	Brail Lipford	0/0	...	...	...	...	...	...	...	...



# PARTICIPATION

##	Player	GP-GS	VT	Alcorn	GSU	MO	UA	UK	BSU	TX
40	Mason Rohmiller	0/0	...	...	...	...	...	...	...	...
40	Jamison Curtis	0/0	...	...	...	...	...	...	...	...
41	Jamezell Lassiter	0/0	...	...	...	...	...	...	...	...
42	Jake Balis	0/0	...	...	...	...	...	...	...	...
42	Callahan Blair	0/0	...	...	...	...	...	...	...	...
43	Dominic Rezac	1/0	...	XXX	...	...	...	...	...	...
43	Will Conley	0/0	...	...	...	...	...	...	...	...
44	Gabe Fisher	8/3	XXX	START	XXX	XXX	START	XXX	START	XXX
45	Emmanuel Adebi	8/1	XXX	START	XXX	XXX	XXX	XXX	XXX	XXX
45	Ty Bartholomew	1/0	...	XXX	...	...	...	...	...	...
46	Mustafa Dannett	0/0	...	...	...	...	...	...	...	...
47	Isaiah Fontan	0/0	...	...	...	...	...	...	...	...
48	Julian Ashby	8/0	XXX	XXX	XXX	XXX	XXX	XXX	XXX	XXX
48	Larry Benton III	0/0	...	...	...	...	...	...	...	...
49	Simeon Boulware	0/0	...	...	...	...	...	...	...	...
50	Chase Mitchell	8/8	START	START	START	START	START	START	START	START
51	Daniel Gaw	1/0	...	XXX	...	...	...	...	...	...
52	Kevo Wesley	8/4	START	START	START	START	XXX	XXX	XXX	XXX
53	Glenn Seabrooks III	8/0	XXX	XXX	XXX	XXX	XXX	XXX	XXX	XXX
54	Steven Hubbard	8/7	XXX	START	START	START	START	START	START	START
55	Gunnar Hansen	8/8	START	START	START	START	START	START	START	START
57	Max Fisher	0/0	...	...	...	...	...	...	...	...
58	Carson Casteel	3/0	...	XXX	...	XXX	...	...	XXX	...
60	Duncan MacDonald	0/0	...	...	...	...	...	...	...	...
62	CJ Williams	0/0	...	...	...	...	...	...	...	...
63	Jacob Katona	0/0	...	...	...	...	...	...	...	...
64	Delfin Xavier Castillo	8/5	START	XXX	XXX	XXX	START	START	START	START
66	Anthony Miles	0/0	...	...	...	...	...	...	...	...
68	Steven Losoya	8/8	START	START	START	START	START	START	START	START
69	Cooper Starks	0/0	...	...	...	...	...	...	...	...
70	Cade McConnell	7/0	XXX	XXX	...	XXX	XXX	XXX	XXX	XXX
71	Gage Pitchford	7/0	...	XXX	XXX	XXX	XXX	XXX	XXX	XXX
72	Josh Raymond	0/0	...	...	...	...	...	...	...	...
73	Charlie Clark	8/0	XXX	XXX	XXX	XXX	XXX	XXX	XXX	XXX
74	Cameron Bosen	0/0	...	...	...	...	...	...	...	...
75	Misael Sandoval	8/0	XXX	XXX	XXX	XXX	XXX	XXX	XXX	XXX
76	Grayson Morgan	0/0	...	...	...	...	...	...	...	...
77	David Siegel	0/0	...	...	...	...	...	...	...	...
78	Keegan Wechsler	0/0	...	...	...	...	...	...	...	...
79	Conor Weasler	0/0	...	...	...	...	...	...	...	...
80	Tristen Brown	5/0	XXX	XXX	XXX	...	...	...	XXX	XXX
81	Hutch Baird	0/0	...	...	...	...	...	...	...	...
82	Brycen Coleman	2/0	...	...	...	XXX	XXX	...	...	...
83	Derek Kee	0/0	...	...	...	...	...	...	...	...
84	Kamrean Johnson	8/1	XXX	XXX	START	XXX	XXX	XXX	XXX	XXX
85	Landon Wells	1/0	...	XXX	...	...	...	...	...	...
86	Witt Edwards	0/0	...	...	...	...	...	...	...	...
87	Joseph McVay	1/0	...	...	...	XXX	...	...	...	...
88	Brock Taylor	8/0	XXX	XXX	XXX	XXX	XXX	XXX	XXX	XXX
88	Boski Barrett	0/0	...	...	...	...	...	...	...	...
89	Tyler Fortenberry	0/0	...	...	...	...	...	...	...	...
90	Ted Gregoire	1/0	...	XXX	...	...	...	...	...	...
91	Christian James	8/1	XXX	START	XXX	XXX	XXX	XXX	XXX	XXX
92	Evan Herrmann	0/0	...	...	...	...	...	...	...	...
94	Bradley Mann	8/0	XXX	XXX	XXX	XXX	XXX	XXX	XXX	XXX
95	Linus Zunk	8/1	XXX	XXX	START	XXX	XXX	XXX	XXX	XXX
96	Khordae Sydnor	6/6	START	...	...	START	START	START	START	START
97	Hayden Bray	0/0	...	...	...	...	...	...	...	...
98	De'Marion Thomas	8/8	START	START	START	START	START	START	START	START
99	Devin Lee	4/0	XXX	XXX	XXX	XXX	...	...	...	...

# THE LAST TIME

## VANDERBILT

Accounted for three or more TDs	Diego Pavia vs. Texas (3 • 10.26.24)
Accounted for four or more TDs	AJ Swann at Northern Illinois (4 • 9.17.22)
Three passing touchdowns	AJ Swann at UNLV (3 • 9.16.23)
Four or more passing touchdowns	AJ Swann at Northern Illinois (4 • 9.17.22)
Five or more passing touchdowns	Johnny McCrary vs. Old Dominion (5 • 11.1.14)
200 or more passing yards	Diego Pavia vs. Ball State (275 • 10.19.24)
300 or more passing yards	AJ Swann at Wake Forest (314 • 9.9.23)
400 or more passing yards	Kyle Shurmur vs. Tennessee (416 • 11.26.16)
Completion of 50 yards or more	Diego Pavia to Joseph McVay at Missouri (65 • 9.21.21)
Completion of 70 yards or more	Ken Seals to Will Sheppard at Florida (85 • 10.7.23)
100 or more rushing yards	Diego Pavia vs. Virginia Tech (104 • 8.31.24)
200 or more rushing yards	Ke'Shawn Vaughn vs. Baylor (243 • 12.27.18)
300 or more rushing yards	Frank Mordica vs. Air Force (321 • 11.18.78)
Rush of 70 yards or more	Mike Wright at Hawai'i (87 • 8.27.22)
Three or more rushing touchdowns	Ke'Shawn Vaughn at Arkansas (3 • 10.27.18)
100 or more receiving yards	Eli Stowers vs. Ball State (130 • 10.19.24)
200 or more receiving yards	Trent Sherfield vs. Austin Peay (240 • 9.1.15)
Two touchdown receptions	Will Sheppard at Wake Forest (2 • 9.9.23)
Three or more touchdown receptions	Earl Bennett vs. Richmond (3 • 9.1.07)
Kickoff return for touchdown	Jayden McGowan vs. Hawai'i (97 • 8.26.23)
Punt return for touchdown	Martel Hight vs. Alcorn State (57 • 9.7.24)
Interception return for touchdown	Randon Fontenette vs. Alabama (29 • 10.5.24)
Fumble return for touchdown	Wesley Schelling vs. Florida (0 yards • 11.19.22)
Three or more field goals made	Brock Taylor vs. Ball State (3 • 10.19.24)
50-yard field goal made	Brock Taylor vs. Texas (54 • 10.26.24)
Punt of at least 60 yards	Jesse Mirco vs. Texas (60 • 10.26.24)
Punt of at least 70 yards	Matthew Hayball vs. Hawai'i (71 • 8.26.23)
10 or more tackles	Bryan Longwell vs. Texas (11 • 10.26.24)
Three or more tackles for loss	Langston Patterson at Ole Miss (3 • 10.28.23)
Forced multiple fumbles	LaDarius Wiley at Missouri (2 • 11.10.18)
Two or more sacks	CJ Taylor at Wake Forest (2 • 9.9.23)
Three or more sacks	Charles Wright at Middle Tennessee (3.0 • 9.2.17)
Two or more interceptions	De'Rickey Wright vs. Hawai'i (2 • 8.26.23)
Blocked punt	Langston Patterson vs. Alabama A&M (9.2.23)
Blocked two punts	Bryan Longwell & Langston Patterson vs. Alabama A&M (9.2.23)
Blocked punt returned for touchdown	Stephen Weatherly vs. UMass (11 • 9.13.14)
Blocked punt for safety	Bryan Longwell vs. Alabama A&M (9.02.23)
Blocked field goal	Nate Clifton at Kentucky (11.12.22)
Blocked PAT	Nifae Lealao at Middle Tennessee (9.2.17)
Safety	Bryan Longwell • Blocked Punt vs. Alabama A&M (9.2.23)
30 or more first downs	at Mississippi State (30 • 11.7.20)
500 or more yards of total offense	at Hawai'i (601 • 8.27.22)
300 or more passing yards	at UNLV (337 • 9.16.23)
400 or more passing yards	at Purdue (420 • 9.7.19)
200 or more rushing yards	vs. Alcorn State (242 • 9.7.24)
300 or more rushing yards	at Hawai'i (404 • 8.27.22)
400 or more rushing yards	at Hawai'i (404 • 8.27.22)
40 points or more	vs. Alabama (40 • 10.5.24)
Held opponent under 100 total yards	vs. Alcorn State (71 • 9.7.24)
Held opponent under 200 total yards	vs. Alcorn State (71 • 9.7.24)
Held opponent under 250 total yards	vs. Alcorn State (71 • 9.7.24)
Held opponent under 100 rushing yards	vs. Ball State (78 • 10.19.24)
Held opponent under 100 passing yards	vs. Alcorn State (31 • 9.7.24)
Shut out opponent	vs. Alcorn State (9.7.24)

## OPPONENTS

Accounted for three or more TDs	Quinn Ewers • Texas (3 • 10.26.24)
Accounted for four or more TDs	Brady Cook • Missouri (4 • 9.30.23)
Three passing touchdowns	Quinn Ewers • Texas (3 • 10.26.24)
Four or more passing touchdowns	Joe Milton III • Tennessee (4 • 11.25.23)
200 or more passing yards	Quinn Ewers • Texas (288 • 10.26.24)
300 or more passing yards	Jalen Milroe • Alabama (310 • 10.5.24)
400 or more passing yards	Anthony Richardson • Florida (400 • 11.19.22)
Completion of 50 yards or more	Jalen Milroe to Ryan Williams • Alabama (58 • 10.5.24)
Completion of 70 yards or more	Anthony Richardson to Daejon Reynolds • Florida (74 • 11.19.22)
100 or more rushing yards	Nate Noel • Missouri (199 • 9.21.24)
200 or more rushing yards	Tyler Badie • Missouri (254 • 10.30.21)
Three or more rushing touchdowns	Larry Rountree • Missouri (3 • 11.28.20)
Rush of 70 yards or more	Mario Anderson • South Carolina (72 • 11.11.23)
100 or more receiving yards	Ted Hurst • Georgia State (128 • 9.14.24)
200 or more receiving yards	Jonathan Mingo • Ole Miss (247 • 10.8.20)
Two touchdown receptions	DeAndre More Jr. • Texas (2 • 10.26.24)
Three or more touchdown receptions	Elijah Moore • Ole Miss (3 • 9.21.19)
Kickoff return for touchdown	Nyheim Hines • NC State (100 • 12.26.16)
Punt return for touchdown	Dee Williams • Tennessee (73 • 11.26.22)
Interception return for touchdown	Maxwell Hariston • Kentucky 2x (29 • 54 • 9.23.23)
Fumble return for touchdown	Jerrae Williams • UNLV (41 • 9.16.23)
Three or more field goals made	Blake Craig • Missouri (3 • 9.21.24)
50-yard field goal made	Blake Craig • Missouri (54 • 9.21.24)
Punt of at least 70 yards	Kai Kroeger • South Carolina (70 • 10.16.21)
10 or more tackles	Joey Stemier • Ball State (11 • 10.19.24)
Three or more tackles for loss	Quandarius Robinson • Alabama (3 • 10.5.24)
Two or more sacks	Kevin Swint • Georgia State (2 • 9.14.24)
Two or more interceptions	Trey Washington • Ole Miss (2 • 10.28.23)
Blocked punt	Keenan Nelson Jr. • South Carolina (11.11.23)
Blocked punt returned for touchdown	Keenan Nelson Jr. • South Carolina (18 • 11.11.23)
Blocked field goal	Sharrif Floyd • Florida (11.5.11)
Blocked PAT	D.J. Wonnum • South Carolina (10.28.17)
Safety	Marquis Haynes • Ole Miss (10.14.17)
30 or more first downs	Tennessee (31 • 11.25.23)
500 or more yards of total offense	Tennessee (617 • 11.25.23)
300 or more passing yards	Alabama (310 • 10.5.24)
400 or more passing yards	Tennessee (449 • 11.25.22)
200 or more rushing yards	Missouri (216 • 9.21.24)
300 or more rushing yards	Tennessee (362 • 11.26.22)
400 or more rushing yards	Kentucky (401 • 11.16.19)
40 points or more	Tennessee (48 • 11.25.23)
Held Vanderbilt under 200 total yards	Georgia (150 • 10.15.22)
Held Vanderbilt under 100 rushing yards	Tennessee (78 • 11.25.23)
Held Vanderbilt under 100 passing yards	Ole Miss (60 • 10.28.23)
Shut out Vanderbilt	Tennessee (11.26.22)