



6 MAC CHAMPIONSHIPS • 4 MAC WEST DIVISION TITLES • 11 BOWL APPEARANCES

BALL STATE CARDINALS

(2-4, 1-2 MAC)



Home: 1-1 | Away: 1-3 | Streak: Won 1
Head Coach: Mike Neu (9th season)

vs

VANDERBILT COMMODORES

(4-2, 2-1 SEC)



Home: 3-0 | Away: 1-2 | Won 2
Head Coach: Clark Lea (4th season)

Game 7 | Saturday, Oct. 19 (7:00 p.m. ET kickoff) | Nashville, Tenn. | FirstBank Stadium (28,934)

LIVE COVERAGE

Watch
ESPN+/SECN+
Richard Cross, Charles Arbuckle and Erin Summers

Listen
▶▶ Ball State Gainbridge Radio Network | WMUN RADIO AM 1340/92.5 FM and the WMUN app | Channel 985 on Sirius XM app | Mick Tidrow and Chris Radican
▶▶ Sports Link Digital | @BSUSportsLink on X & YouTube | no student broadcast this game

BALL STATE GETS BACK IN THE WIN COLUMN, HEADS TO NASHVILLE TO BATTLE VANDERBILT

▶▶ Ball State visits Nashville to battle a Southeastern Conference opponent for the third time in two seasons. Counting its game at Miami (Fla.) last month, Saturday's game reflects the Ball State's fourth matchup against a Power Four opponent the past two years.

▶▶ Ball State used seven sacks and a strong run defense to get past Kent State last Saturday. The Cardinals led 27-7 in the third period, but big plays kept Kent State in the game, cutting the lead to 27-21 early in the fourth. Even after **Jackson Courville's** third field goal of the contest staked the Cardinals to a 30-21 lead with 3:19 to play, the Golden Flashes got two more touchdowns to keep applying pressure to the Ball State lead. Vaughn Pemberton's 41-yard burst with 1:13 was the difference-maker in the 37-35 victory.

▶▶ For the first time this year, it was the Cardinals' defense that shone most brightly against Kent State. **Brandon Berger** had a career-high three sacks and the total defensive effort limited Kent State to just 67 rushing yards. **Riley Tolsma** and **Joey Stemler** each had eight tackles, and Stemler added 1.5 sacks. The Cardinals totaled nine stops in the Flashes' backfield.

▶▶ Junior TE **Tanner Koziol** ranks seventh nationally with 7.7 receptions per game, grabbing eight catches at Kent State after corralling exactly nine in each of the previous three weeks. He ranks second among tight ends in catches per game and third with 72.3 yards per game.

▶▶ FCS transfer **Braedon Sloan** has netted 423 yards on 99 carries this season, in addition to 222 yards on 19 catches. The versatile Sloan has approached or exceeded the 100-yard mark in all-purpose yards in each game: 155 vs. Western Michigan, 103 vs. Missouri State, 97 at Kent State, 94 at CMU and 72 at JMU. He scored two rushing touchdowns last Saturday.

▶▶ The 100th anniversary of Ball State's first season in 1924 coincides with the 100th season on the field, given that the Cardinals didn't field a team in 1943 due to World War II. Season-long celebrations of the 100th season will be displayed at Scheumann Stadium this season. Similarly, it is the program's 50th season in the MAC -- formally joining the league in 1973 and playing its first football games in 1975.

WHAT A WIN MEANS:

▶▶ Currently the fifth winningest coach in Ball State football history, **Mike Neu** will capture his 40th victory as head coach of his alma mater, tying Dwight Wallace (40) with the fourth-most wins as the Cardinals' head coach.

By the Numbers

7.7	Tanner Koziol is 7th in FBS rankings with 7.7 catches per game. Receptions over the last four weeks: 9, 9, 9 and 8.	16 of 17	The Cardinals have scored on 16 of 17 trips into the Red Zone, with touchdowns on 12 of those drives (8 passing, 4 rushing).
33.5	Malcolm Gillie's 33.5-yard KOR average is second in the country. He topped the FBS rankings prior to the game at Kent State.	100	In what is the 100th season of Ball State football, former Cardinals QB Mike Neu coaches his 100th game as the Ball State head coach.

2024 SCHEDULE

SEPTEMBER				
7	Sat.	MISSOURI STATE	ESPN+	W, 42-34
14	Sat.	at Miami (Fla.)	ACCN	L, 0-62
21	Sat.	at Central Michigan *	ESPN+	L, 34-37
28	Sat.	at James Madison	ESPN+	L, 7-63
OCTOBER				
5	Sat.	WESTERN MICHIGAN *	ESPN+	L, 42-45
12	Sat.	at Kent State *	ESPN+	W, 37-35
19	Sat.	at Vanderbilt	SECN	7:00 p.m.
26	Sat.	NORTHERN ILLINOIS *	TBD	3:30 p.m.
NOVEMBER				
5	Tue.	MIAMI (Ohio) *	ESPN/2/U	7:30/8 p.m.
12	Tue.	at Buffalo *	ESPN2/U or CBSSN	7:00 p.m.
23	Sat.	BOWLING GREEN *	TBD	TBD
29	Sat.	at Ohio *	ESPNU or CBSSN	NOON
DECEMBER				
7	Sat.	MAC Championship Game Ford Field	TBD	

* indicates MAC game
Home games in BOLD CAPS; all times Eastern

MAC Championships
1976, 1978, 1989, 1993, 1996, 2020

MAC West Division Titles
2001, 2007, 2008, 2020

Bowl Appearances
1965, 1967, 1989, 1993, 1996, 2007, 2008, 2012, 2013, 2020, 2021

Unbeaten and Untied
1949



Weekly Schedule

SUNDAY	MONDAY	TUESDAY	WEDNESDAY	THURSDAY	FRIDAY	SATURDAY
PRACTICE (closed)	OFF 12:30 p.m. ET Press Conference Head Coach Mike Neu	PRACTICE (closed) Post-practice interviews available upon request	PRACTICE (closed) Post-practice interviews available upon request 10:00 a.m. ET <i>This Week in Ball State Sports</i> (Podcast)	PRACTICE (closed)	WALK-THROUGH (closed)	GAME at Vanderbilt 7:00 p.m. ET (ESPN+) Head coach Mike Neu and select players available post-game press conference in Venderly Team Room.

BSU Media Contacts

Kevin Messenger Assistant AD (Primary)
 Email kmessenger@bsu.edu
 Phone 765-285-8227 (O)
 317-370-3437 (C)

Brad Caudill Associate Director
 Email bcaudill2@bsu.edu
 Phone 765-285-8242 (O)
 765-730-5036 (C)

Mick Tidrow Voice of the Cardinals
 Email mrtidrow@bsu.edu
 Phone 435-294-5045 (C)

University Information

Location Muncie, Ind. 47306
 Enrollment/Founded 21,597/1918
 President Geoffrey Mearns
 Director of Athletics Jeff Mitchell
 Colors Cardinal (200) and White
 Home Facility Scheumann Stadium
 Capacity 22,500
 Surface Sprint Turf
 Football History 2024 is the 100th team
 First Season in Stadium 1967
 Conference Mid-American Conference
 Ticket Office 765.285.1474
 or 1.888.BSU.TICKET

Football Information

2023 Record 4-8
 2023 MAC Record 3-5
 2023 Home Record 3-3
 2023 Road Record 1-5
 Most Recent Bowl: L, 51-20 vs. Georgia State
 (2021 Camellia Bowl)
 2023 Letterwinners Returning 35
 (17 offense, 16 defense, 2 specialists)
 2023 Letterwinners Lost 29
 (10 offense, 17 defense, 2 specialists)
 2023 Starters Returning 12
 (8 offense, 2 defense, 2 specialists)
 2023 Starters Lost 13
 (3 offense, 9 defense, 1 specialist)

 All-Time Record 478-460-32
 at Scheumann Stadium 173-120-4

Media Guidelines

Practice Coverage
 Ball State practices are closed to the media. Please contact Kevin Messenger in the Athletic Communications office for schedule, times, location or alternate accommodations.

Interview Policy
 Generally, all players and coaches are available for interviews to accredited media sources. Efforts will be made to accommodate additional requests virtually or over the phone as they arise. Requests for such interviews must be directed to Kevin Messenger in the Athletic Communications office at least 24 hours in advance.

Game Coverage
 Please submit all credential requests to Kevin Messenger in the Athletic Communications office at least 48 hours in advance. Postgame press conferences featuring head coach Mike Neu and select players will be conducted in the Venderly Team Room following home games, and via Zoom after road games. A link to the Zoom session will be made available to media members via email.

Press Conference
 This season, head coach Mike Neu and selected student-athletes will be available for a press conference on Monday of a typical game week. The press conference is tentatively scheduled for 12:30 p.m. ET each week. Additional phone, Zoom or in-person accommodations may be made as the season progresses.

This Week in Ball State Sports
 Each Wednesday as part of Ball State’s podcast platform, Voice of the Cardinals Mick Tidrow will be joined by head coach Mike Neu to discuss the week that was and the week that will be for Ball State football. The weekly event will also feature interviews with players, assistant coaches and representatives from other Ball State programs. Each episode is anticipated on Spotify, Apple Podcasts, Amazon, iHeart Media, and Google. Searching ‘This Week in Ball State Sports’ will give you access to each episode that has been released. Archives of each show may be found at ballstatesports.com. The podcast is sponsored by Gainbridge, a proud Ball State partner.

Visiting Radio Note
 The Ball State visiting radio booth has POTS and Ethernet lines available for visiting broadcasts.

Photo/Video Requests
 Please contact the Ball State communications office for requests of historical photos, facility photos, action photos, headshots and video.



CollegePressBox.com is the official media website for Division I football. Access and download weekly game notes, quotes, statistics, media guides, headshots, logos and more for each conference and its member schools. Register for access at collegepressbox.com/register.



Scheumann Stadium

Numerical

No.	Name	Pos.	Ht.	Wt.	Yr.	Hometown/Previous School
0	Nick Munson	WR	5-10	187	R-So.	Avilla, Ind./East Noble HS
1	Kiael Kelly	DB	6-1	197	R-Jr.	Tampa, Fla./Gaither HS
2	Justin Bowick	WR	6-4	199	Jr.	Powder Springs, Ga./Eastern Illinois
2	Ty Robinson	WR	6-3	200	R-Jr.	Aurora, Colo./Colorado
3	Kadin Semonza	QB	5-11	196	R-Fr.	Huntington Beach, Calif./Mission Viejo HS
3	DD Snyder	DB	6-0	186	R-Jr.	Tampa, Fla./Illinois
4	Colin Blazek	QB	6-2	215	R-So.	Venice, Fla./Venice HS
4	Jordan Coleman	DB	6-0	182	R-So.	Saint Peters, Mo./DeSmet Jesuit HS
5	Qian Magwood	WR	6-0	187	R-Jr.	Hilltop, Ohio/Walnut Ridge HS
6	Chase Harrison	QB	6-2	183	R-So.	Centerville, Ohio/Marshall
6	Caden Johnson	LB	6-2	245	R-So.	Lexington, Ky./Frederick Douglass HS
7	Cam Pickett	WR	6-0	194	R-So.	Chicago, Ill./Brooks College Prep
8	Malcolm Gillie	WR	6-2	204	Sr.	Milwaukee, Wis./Ellsworth Community College
9	Bodie Derrer	QB	6-1	195	Fr.	Arcadia, Ind./Hamilton Heights HS
9	Keionté Newson	LB	6-2	213	Sr.	Covington, Tenn./Blackman HS
10	Jahmad Harmon	DB	5-11	170	R-So.	Indianapolis, Ind./Kent State
10	Jamarion McDougle	WR	6-0	171	So.	Deerfield Beach, Fla./Butler CC
10	George Udo	DB	6-0	206	Gr.	Antioch, Calif./Cincinnati
11	Isaiah Thacker	WR	6-1	192	R-Fr.	New Palestine, Ind./New Palestine HS
12	Thailand Baldwin	DB	5-11	177	R-Jr.	Hampton, Va./Life Christian Academy
13	Brandon Berger	LB	6-4	251	Sr.	Indianapolis, Ind./Roncalli HS
14	Carson Neu	WR	6-5	216	Fr.	Muncie, Ind./Delta HS
14	Braedon Sloan	RB	5-11	205	Sr.	Monticello, Ky./Eastern Kentucky
15	Aidan Leffler	QB	6-1	219	R-So.	Indianapolis, Ind./Roncalli HS
15	Eric McClain	DB	5-11	177	Fr.	Lombard, Ill./Glenbard East HS
16	R.J. Mukes III	WR	5-9	188	R-Fr.	Dayton, Ohio, Wayne HS
16	AJ Taylor	DB	5-11	197	R-Jr.	St. Louis, Mo./Iowa Western CC
17	Trey Firestone	WR	6-3	201	R-So.	Zionsville, Ind./Purdue
18	Jackson Wiegold	LB	6-2	227	R-Jr.	Vernon Hills, Ill./Vernon Hills HS
19	Nick Presley	WR	6-0	203	Jr.	Cincinnati, Ohio/Walnut Hills HS
20	TJ Horton	RB	5-10	205	R-Fr.	Lexington, Ky./Frederick Douglass HS
20	Willizhuan Yates	DB	5-11	158	Fr.	Springboro, Ohio/Springboro HS
21	Jalen Alexander	RB	5-10	193	Fr.	Fishers, Ind./Hamilton Southeastern HS
21	Joey Stemler	LB	6-1	237	R-Jr.	Cleves, Ohio/Elder HS
22	Jack Beebe	LB	6-1	227	R-Jr.	Plainfield, Ind./Plainfield HS
23	Vaughn Pemberton	RB	5-11	242	R-Jr.	Lake Forest, Ill./Loyola Academy
23	Jordan Suggs	DB	6-1	162	Fr.	O'Fallon, Ill./O'Fallon Township HS
24	Christian Davis	RB	5-10	202	R-Fr.	Miamisburg, Ohio/Miamisburg HS
24	Jordan Davis	DB	6-2	194	Fr.	Columbia, Tenn./Columbia Central HS
25	Elijah Davis	DB	6-0	186	R-Fr.	Indianapolis, Ind./Pike HS
26	Myles Norwood	CB	6-1	183	R-Jr.	St. Louis, Mo./New Mexico State & Iowa State
27	Cody Mikulich	RB	5-11	213	R-Fr.	Bloomington, Ind./Bloomington North HS
28	Blair Schonhorst	DB	6-0	183	R-So.	St. Louis, Mo./Christian Brothers College HS
29	Micah Lillard	DB	6-1	190	Fr.	Lafayette, Ind./Lafayette Jefferson HS
30	Jalon Jones	DB	5-10	183	R-So.	Hillside, Ill./York Community HS
31	DeJuan Echoles Jr.	LB	6-2	234	R-So.	Indianapolis, Ind./Warren Central HS
32	Charlie Spegal	RB	5-10	221	R-Jr.	New Palestine, Ind./Indiana
33	Darin Conley	OLB	6-3	261	R-Fr.	Kansas City, Mo./The Pembroke Hill School
34	Derek "DJ" Fields	DB	6-1	190	R-Fr.	Saint Charles, Mo./Chaminade HS
35	Russell Peterson	DB	6-1	203	Fr.	Avon, Ind./Avon HS
36	Khani McNeese	DB	6-1	180	R-Fr.	Hazel Crest, Ill./Hillcrest HS
36	Jeffrey Simmons	TE	6-5	241	R-So.	Fishers, Ind./Miami (OH)
37	Ayden Ewing	RB	5-9	207	Fr.	Yorktown, Ind./Yorktown HS
38	Jayden Bernavil	DB	5-7	180	So.	Indianapolis, Ind./Westfield HS
38	Brian Cooley Jr.	P	5-11	169	Gr.	Blackwood, N.J./Charleston Southern
39	Zavier Simpson	DB	6-2	207	R-Jr.	Indianapolis, Ind./Wake Forest
40	Riley Tolsma	DL	6-3	266	Gr.	Hamilton, Mich./Hillsdale College
41	Ben Marsh	LB	6-3	267	R-Fr.	Hilliard, Ohio/Darby HS
42	Layton Starks	LB	6-4	217	Fr.	Versailles, Ky./Woodford County HS
43	Danny Royster	LB	6-3	236	R-So.	Indianapolis, Ind./Lawrence North HS
44	Hayden Summers	DB	6-0	179	Fr.	Evansville, Ind./Reitz Memorial HS
44	Maximus Webster	RB/TE	6-2	229	R-So.	Sheridan, Ind./Westfield HS
45	Cole Earlewine	DB	5-11	207	R-Fr.	Fishers, Ind./Hamilton Southeastern HS
45	Max Sullivan	TE	6-4	239	R-So.	Greenwood, Ind./Whiteland Community HS
47	Drew Hughes	DL	6-2	302	R-Jr.	Willow Springs, Ill./Nazareth Academy
48	Sam Feeney	LB	6-1	195	Fr.	Indianapolis, Ind./Bishop Chatard HS
49	Justin Thomas	LB	6-1	242	Jr.	Floosmoor, Ill./U. of Indianapolis

Alphabetical

No.	Name	Pos.
87	Christian Abney	TE
78	Yaser Al-Awadi	OL
21	Jalen Alexander	RB
85	Kameron Anthony	TE
76	Arkel Anugwom	OL
12	Thailand Baldwin	DB
75	Zach Bandy	OL
22	Jack Beebe	LB
13	Brandon Berger	LB
38	Jayden Bernavil	DB
4	Colin Blazek	QB
2	Justin Bowick	WR
50	Caden Britton	LS
4	Jordan Coleman	DB
81	Leo Collins	TE
33	Darin Conley	OLB
59	Jackson Constantine	LB
38	Brian Cooley Jr.	P
70	Tristan Cook	OL
96	Jackson Courville	K
54	Ethan Crowe	OL
80	Ty Curran	WR
61	Luke Dalton	OL
24	Christian Davis	RB
25	Elijah Davis	DB
24	Jordan Davis	DB
9	Bodie Derrer	QB
53	Tucker Dunn	LS
45	Cole Earlewine	DB
31	DeJuan Echoles Jr.	LB
91	Eli Edwards	DL
50	Drew Elliott	LB
55	Drew Evans	LB
51	Ethan Evers	LB
37	Ayden Ewing	RB
48	Sam Feeney	LB
86	Tyce Ferrell	TE
34	Derek "DJ" Fields	DB
17	Trey Firestone	WR
74	Rob Fogler	OL
99	Dakari Frazier	DL
57	Eli Freeman	OL
54	Dantu Gardner Jr.	LB
8	Malcolm Gillie	WR
58	Khalib Gilmore	LB
10	Jahmad Harmon	DB
52	Drew Harper	LB
6	Chase Harrison	QB
68	Grant Haworth	OL
83	Eli Hohlt	WR
98	Carson Holmer	K
66	Chris Hood	OL
20	TJ Horton	RB
93	Scott Hudson	DL
47	Drew Hughes	DL
6	Caden Johnson	LB
30	Jalon Jones	DB
55	Damon Kaylor	OL
1	Kiael Kelly	DB
89	Lane King	TE
88	Tanner Koziol	TE
15	Aidan Leffler	QB
29	Micah Lillard	DB
95	Hunter Liszka	K
56	Isaac Lucas	OL
90	L'Cier Luter	DL
5	Qian Magwood	WR

Numerical (cont.)

No.	Name	Pos.	Ht.	Wt.	Yr.	Hometown/Previous School
50	Caden Britton	LS	5-10	210	R-So.	New Albany, Ohio/New Albany HS
50	Drew Elliott	LB	5-11	204	Fr.	Goshen, Ind./Goshen HS
51	Ethan Evers	LB	6-0	227	R-Fr.	Nappanee, Ind./NorthWood HS
52	Drew Harper	LB	6-0	207	R-So.	Pittsburgh, Pa./IMG Academy
53	Tucker Dunn	LS	6-3	251	Gr.	Cranberry Township, Pa./Colgate
54	Ethan Crowe	OL	6-5	297	Sr.	Bargersville, Ind./Center Grove HS
54	Dantu Gardner Jr.	LB	6-4	224	Fr.	Indianapolis, Ind./Lawrence North HS
55	Drew Evans	LB	5-11	212	Fr.	Indianapolis, Ind./Ben Davis HS
55	Damon Kaylor	OL	6-5	304	Gr.	Huntington, Ind./Michigan State
56	Isaac Lucas	OL	6-3	286	R-Fr.	Youngstown, Ohio/Ursuline HS
56	Kaleb Murray	DB	5-11	189	Fr.	Indianapolis, Ind./Hamilton Heights HS
57	Eli Freeman	OL	6-4	291	R-Fr.	Lebanon, Tenn./Lebanon HS
57	Nathan Reichert	DL	6-3	292	Sr.	Lewistown, Ohio/Indian Lake HS
58	Khalib Gilmore	LB	6-3	241	Gr.	Melbourne, Fla./Syracuse
59	Jackson Constantine	LB	6-3	262	R-So.	Fishers, Ind./Hamilton Southeastern HS
61	Luke Dalton	OL	6-5	309	R-So.	Crystal Lake, Ill./Cincinnati
64	Jon Mucciolo	OL	6-4	310	Gr.	Mahopac, N.Y./Sacred Heart
66	Chris Hood	OL	6-10	322	R-So.	Kendallville, Ind./East Noble HS
67	Jackson Ruess	OL	6-4	291	R-Fr.	Crown Point, Ind./Crown Point HS
68	Grant Haworth	OL	6-1	295	Fr.	Fishers, Ind./Fishers HS
69	Dion Smith II	DL	6-2	284	Fr.	Michigan City, Ind./Michigan City HS
70	Tristan Cook	OL	6-6	289	R-Fr.	Lexington, Ky./Woodford County HS
71	Kevin Meeder	OL	6-5	305	R-Jr.	Portersville, Pa./Seneca Valley HS
72	Cody Smith	OL	6-6	289	R-Fr.	Sacramento, Calif./Liberty Ranch HS
73	Cole Mosier	OL	6-4	306	R-So.	Columbia City, Ind./Columbia City HS
74	Rob Fogler	OL	6-7	304	R-Fr.	Cincinnati, Ohio/St. Xavier HS
75	Zach Bandy	OL	6-5	293	Fr.	Avon, Ind./Avon HS
76	Arkel Anugwom	OL	6-6	325	R-Fr.	Antioch, Tenn./Antioch HS
77	Taran Tyo	OL	6-4	326	R-So.	Greenville, Ohio/Versailles HS
78	Yaser Al-Awadi	OL	6-8	310	R-So.	Park Ridge, Ill./Western Illinois
79	Austin Payton	OL	6-4	276	R-Fr.	Lafayette, Ind./Lafayette Jefferson HS
80	Ty Curran	WR	5-10	166	Fr.	Chelmsford, Mass./St. Thomas More School
81	Leo Collins	TE	6-3	216	R-Fr.	Evansville, Ind./Evansville Memorial HS
82	Dahya Patel	WR	6-1	193	R-So.	Lawrenceburg, Ind./Lawrenceburg HS
83	Eli Hohlt	WR	6-0	181	R-Fr.	Greenwood, Ind./Center Grove HS
84	Preston Ross	TE	6-6	223	R-Fr.	Fort Wayne, Ind./Bishop Dwenger HS
85	Kameron Anthony	TE	6-4	235	Fr.	Fishers Ind./Hamilton Southeastern HS
86	Tyce Ferrell	TE	6-4	241	Sr.	Avon, Ind./Indiana State
87	Christian Abney	TE	6-5	243	So.	Zionsville, Ind./Zionsville HS
88	Tanner Koziol	TE	6-7	237	Jr.	Bloomington, Ill./Mt. Vernon HS
88	Kyran Montgomery	DL	6-4	311	So.	Indianapolis, Ind./Missouri
89	Lane King	TE	6-3	241	Fr.	Hamilton, Ind./Angola HS
90	L'Cier Luter	DL	6-3	334	R-Jr.	Detroit, Mich./Saddleback College
91	Eli Edwards	DL	6-3	246	Fr.	Greentown, Ind./Eastern HS
92	Cole Stumbaugh	P	6-2	200	Fr.	Plainfield, Ill./Montini Catholic HS
93	Scott Hudson	DL	6-3	273	Sr.	Carmel, Ind./U. of Saint Francis (Ind.)
94	Hunter Sanderson	DL	6-6	282	Gr.	Perry, Mich./Alma College
95	Hunter Liszka	K	5-10	159	Fr.	St. Charles, Ill./St. Charles North HS
96	Jackson Courville	K	5-10	180	So.	Dayton, Ohio/Centerville HS
97	Brady Wolf	LB	6-1	240	Fr.	Fishers, Ind./Fishers HS
98	Carson Holmer	K	6-1	212	R-So.	Avon, Ind./Avon HS
99	Dakari Frazier	DL	6-4	267	R-So.	Pickerington, Ohio/Pickerington Central HS

Alphabetical (cont.)

No.	Name	Pos.
41	Ben Marsh	LB
15	Eric McClain	DB
10	Jamarion McDougale	WR
36	Khani McNeese	DB
71	Kevin Meeder	OL
27	Cody Mikulich	RB
88	Kyran Montgomery	DL
73	Cole Mosier	OL
64	Jon Mucciolo	OL
16	R.J. Mukes III	WR
0	Nick Munson	WR
56	Kaleb Murray	DB
14	Carson Neu	WR
9	Keionté Newson	LB
26	Myles Norwood	CB
82	Dahya Patel	WR
79	Austin Payton	OL
23	Vaughn Pemberton	RB
35	Russell Peterson	DB
7	Cam Pickett	WR
19	Nick Presley	WR
57	Nathan Reichert	DL
2	Ty Robinson	WR
84	Preston Ross	TE
43	Danny Royster	LB
67	Jackson Ruess	OL
94	Hunter Sanderson	DL
28	Blair Schonhorst	DB
3	Kadin Semonza	QB
36	Jeffrey Simmons	TE
39	Zavier Simpson	DB
14	Braedon Sloan	RB
72	Cody Smith	OL
69	Dion Smith II	DL
3	DD Snyder	DB
32	Charlie Spegal	RB
42	Layton Starks	LB
21	Joey Stemler	LB
92	Cole Stumbaugh	P
23	Jordan Suggs	DB
45	Max Sullivan	TE
44	Hayden Summers	DB
16	AJ Taylor	DB
11	Isaiah Thacker	WR
49	Justin Thomas	LB
40	Riley Tolsma	DL
77	Taran Tyo	OL
10	George Udo	DB
44	Maximus Webster	RB/TE
18	Jackson Wiegold	LB
97	Brady Wolf	LB
20	Willizhuan Yates	DB

Pronunciation Guide

Yaser Al-Awadi	YAW-sir AL-uh-WAHD-ee
Arkel Anugwom	ar-KELL ah-NEW-gum
Thailand Baldwin	TIE-land (also goes by Ty)
Jack Beebe	BEE-bee
Colin Blazek	BLAY-zik
Justin Bowick	BOW-ick
Bodie Derrer	DARE
DeJuan Echoles	ECK-oles
Tyce Ferrell	FAIR-ul
Dakari Frazier	duh-CARR-ee
Jalon Jones	JAY-lin
Kiael Kelly	ky-ELL
Tanner Koziol	KO-zee-uhl (like cozy)

L'Cier Luter	luh-SEER LOO-ter
Qian Magwood	KEE-on
Jamarion McDougale	juh-MAIR-ee-on
Khani McNeese	kuh-NY
Cody Mikulich	MICK-uh-lich
Jon Mucciolo	MOO-chee-oh-luh
R.J. Mukes III	MYOOKS
Keionté Newson	kee-ON-tay
Dahya Patel	DY-uh puh-TELL
Nathan Reichert	RY-kurt
Jackson Ruess	REESE
Blair Schonhorst	SHONN-horst
Kadin Semonza	CAY-din suh-MON-zuh

Taran Tyo	TAIR-un TY-oh
George Udo	OO-doh
Maximus Webster	Maximus on first reference (otherwise just Max)
Jackson Wiegold	WEE-gold
Willizhuan Yates	WILL-uh-zonn; goes by Will

Coaches

Mike Neu	NEW
Anthony Shaker	shuh-KEER
Mayomi Olootu	my-OH-mee oh-LOW-too
Jack Wellenhofer	well-en-HOFF-er

OFFENSE

Pos.	No.	Name (Ht., Wt., Yr., Hometown)
QB	3	Kadin Semonza (5-11, 196, R-Fr., Huntington Beach, Calif.)
	15	Aidan Leffler (6-1, 219, R-So., Indianapolis, Ind.)
	4	Collin Blazek (6-2, 215, R-So., Venice, Fla.)
RB	14	Braedon Sloan (5-11, 205, Sr., Monticello, Ky.)
	23	Vaughn Pemberton (5-11, 242, R-Jr., Lake Forest, Ill.)
	24	Christian Davis (5-10, 202, R-Fr., Miamisburg, Ohio)
	32	Charlie Spegal (5-10, 221, R-Jr., New Palestine, Ind.)
	-OR- 20	TJ Horton (5-10, 205, R-Fr., Lexington, Ky.)
WR	** 2	Justin Bowick (6-4, 199, Jr., Powder Springs, Ga.)
	7	Cam Pickett (6-0, 194, R-So., Chicago, Ill.)
	11	Isaiah Thacker (6-1, 192, R-Fr., New Palestine, Ind.)
WR	5	Qian Magwood (6-0, 187, R-Jr., Hilltop, Ohio)
	1	Kiael Kelly (6-1, 197, R-Jr., Tampa, Fla.)
	0	Nick Munson (5-10, 187, R-So., Avilla, Ind.)
WR	8	Malcolm Gillie (6-2, 204, Sr., Milwaukee, Wis.)
	82	Dahya Patel (6-1, 193, R-So., Lawrenceburg, Ind.)
TE	88	Tanner Koziol (6-7, 237, Jr., Bloomingdale, Ill.)
	87	Christian Abney (6-5, 243, So., Zionsville, Ind.)
	86	Tyce Ferrell (6-4, 241, Sr., Avon, Ind.)
LT	66	Chris Hood (6-10, 322, R-So., Kendallville, Ind.)
	76	Arkel Anugwom (6-6, 325, R-Fr., Antioch, Tenn.)
LG	64	Jon Mucciolo (6-4, 310, Gr., Mahopac, N.Y.)
	75	Zach Bandy (6-5, 293, Fr., Avon, Ind.)
	57	Eli Freeman (6-4, 291, R-Fr., Lebanon, Tenn.)
C	54	Ethan Crowe (6-5, 297, Sr., Bargserville, Ind.)
	65	Isaac Lucas (6-3, 286, R-Fr., Youngstown, Ohio)
RG	71	Kevin Meeder (6-5, 305, R-Jr., Portersville, Pa.)
	61	Luke Dalton (6-5, 309, R-So., Crystal Lake, Ill.)
RT	77	Taran Tyo (6-4, 326, R-So., Greenville, Ohio)
	78	Yaser Al-Awadi (6-8, 310, R-So., Park Ridge, Ill.)
	-OR- 72	Cody Smith (6-6, 289, R-Fr., Sacramento, Calif.)

SPECIALISTS

Pos.	No.	Name (Ht., Wt., Yr., Hometown)
K	96	Jackson Courville (5-10, 180, So., Dayton, Ohio)
	98	Carson Holmer (6-1, 212, R-So., Avon, Ind.)
P	38	Brian Cooley Jr. (5-11, 169, Gr., Blackwood, N.J.)
	92	Cole Stumbaugh (6-2, 200, Fr., Plainfield, Ill.)
LS	53	Tucker Dunn (6-3, 251, Gr., Cranberry Township, Pa.)
	50	Caden Britton (5-10, 210, R-So., New Albany, Ohio)
H	38	Brian Cooley Jr. (5-11, 169, Gr., Blackwood, N.J.)
	4	Colin Blazek (6-2, 215, R-So., Venice, Fla.)

DEFENSE

Pos.	No.	Name (Ht., Wt., Yr., Hometown)
DE	40	Riley Tolsma (6-3, 266, Gr., Hamilton, Mich.)
	41	Ben Marsh (6-3, 267, R-Fr., Hilliard, Ohio)
	-OR- 43	Danny Royster (6-3, 236, R-So., Indianapolis, Ind.)
NT	47	Drew Hughes (6-2, 302, R-Jr., Willow Springs, Ill.)
	57	Nathan Reichert (6-3, 292, Sr., Lewistown, Ohio)
	88	Kyran Montgomery (6-4, 311, So., Indianapolis, Ind.)
DE	99	Dakari Frazier (6-4, 267, R-So., Pickerington, Ohio)
	33	Darin Conley (6-3, 261, R-Fr., Kansas City, Mo.)
RUSH	13	Brandon Berger (6-4, 251, Sr., Indianapolis, Ind.)
	48	Sam Feeny (6-1, 195, Fr., Indianapolis, Ind.)
	58	Khalib Gilmore (6-3, 241, Gr., Melbourne, Fla.)
SNIPER	10	George Udo (6-0, 206, Gr., Antioch, Calif.)
	34	Derek "DJ" Fields (6-1, 190, R-Fr., Saint Charles, Mo.)
MLB	21	Joey Stemler (6-1, 237, R-Jr., Cincinnati, Ohio)
	6	Caden Johnson (6-2, 245, R-So., Lexington, Ky.)
WLB	9	Keionté Newson (6-2, 213, Sr., Covington, Tenn.)
	22	Jack Beebe (6-1, 227, R-Jr., Plainfield, Ind.)
	18	Jackson Wiegold (6-2, 227, R-Jr., Vernon Hills, Ill.)
FS	4	Jordan Coleman (6-0, 182, R-So., Saint Peter's, Mo.)
	25	Elijah Davis (6-0, 186, R-Fr., Indianapolis, Ind.)
BS	3	DD Snyder (6-0, 186, R-Jr., Tampa, Fla.)
	16	AJ Taylor (5-11, 197, R-Jr., St. Louis, Mo.)
CB	15	Eric McClain (5-11, 177, Fr., Lombard, Ill.)
	26	Myles Norwood (6-1, 183, R-Jr., Saint Louis, Mo.)
	28	Blair Schonhorst (6-0, 183, R-So., Saint Louis, Mo.)
CB	20	Willizhuan Yates (5-11, 158, Fr., Springboro, Ohio)
	** 12	Thailand Baldwin (5-11, 177, R-Jr., Hampton, Va.)
	30	Jalon Jones (5-10, 183, R-So., Hillside, Ill.)

** did not play last week; remains questionable on injury report

COACHING STAFF - WHERE YOU WILL FIND THEM

Mike Neu	Sideline	Head Coach
Kevin Lynch	Sideline	Assistant Head Coach, Quarterbacks
Jared Elliott	Booth	Offensive Coordinator, Tight Ends
Jeff Knowles	Sideline	Defensive Coordinator, Inside LBs
Cory Connolly	Sideline	Special Teams Coordinator, Outside LBs
Colin Johnson	Sideline	Running Game Coordinator, Offensive Line
Nate Atkins	Booth	Safeties
Jeff Beckles	Sideline	Running Backs
Darrell Perkins	Sideline	Cornerbacks
Anthony Shakir	Sideline	Defensive Line
Shaq Vann	Sideline	Wide Receivers

Jack Connolly	Booth	Grad Assistant, Offense
Paxton Cottrell	Booth	Grad Assistant, Offense
Josiah Milham	Sideline	Grad Assistant, Defense
Mayomi Olootu	Sideline	Grad Assistant, Defense
Jack Wellenhofer	Sideline	Grad Assistant, Special Teams
Will Cinelli	Sideline	Player Personnel, Offense
Demetrius Murray	Booth	Player Personnel, Defense

SERIES HISTORY

Date	Site	Winner	Score
The Cardinals and Commodores have never played.			

INSIDE THE SERIES: VANDERBILT

▶▶ While the Cardinals have never met Vanderbilt on the gridiron, Ball State battles an SEC opponent for the third time in two seasons, following season-opening games at Kentucky and Georgia last season.

AGAINST THE SEC

▶▶ The Cardinals are seeking their first win against an SEC opponent. Ball State is 0-14 against teams currently in the SEC and 0-10 against SEC foes at the time of the game (Auburn 0-3; Kentucky 0-2; Florida 0-1; Georgia 0-1; Missouri 0-3 and Oklahoma 0-1 while in Big XII; South Carolina 0-1; Tennessee 0-1; Texas A&M 0-1).

VS. NATIONAL TEAM OF THE WEEK

▶▶ For the second time in a month, the Cardinals face a team coming off a performance that earned the title as “national team of the week.” Ball State played at James Madison the week after they beat North Carolina, 70-50. The Cardinals face the Commodores just two weeks after they beat No. 1-ranked Alabama.

KEEP POSSESSION, MANAGE THE CLOCK

▶▶ Ball State ranks 13th (32:45) in the country in time of possession, holding the ball longer than their opponent in every game except at Miami. The Hurricanes rank fourth (34:08) in the FBS in possession time.

▶▶ Ironically, Vanderbilt is 14th (32:44), just one second of average possession time behind the Cardinals.

▶▶ Ball State ranked as high as sixth nationally through the month of September.

▶▶ Against Western Michigan, Ball State staged its longest drive of the year in terms of both plays and elapsed time -- 15 plays, 83 yards in 9:10.

▶▶ In the third quarter of consecutive games against CMU and JMU, Ball State held the ball for a combined 25:43 and allowed CMU and JMU just 4:17 on offense.

CARDINALS COMFORTABLE IN THE RED ZONE

▶▶ Ball State has scored on 16 of 17 visits inside the Red Zone this season - including 16 in a row. The Cardinals (94.1%) are among 39 schools with a scoring percentage of 90 percent or better in the Red Zone.

▶▶ Vanderbilt has also missed on just one Red Zone opportunity this season, scoring on 24 of 25 attempts inside the 20-yard line. The Commodores' 96.0% success rate ranks ninth nationally.

▶▶ The Cardinals' only scoring “miss” inside the opponents' 20-yard line was on the season's second possession against Missouri State. Ball State reached the Bears' 20 on a second-down run by Braedon Sloan. Kadin Semonza was sacked on third down and Jackson Courville missed a 38-yard field goal on the next play.

TALE OF THE TAPE

2024 NCAA Statistics	Ball State	Vanderbilt
Total Offense	339.0	353.8
Rushing Offense	110.2	165.0
Passing Offense	228.8	188.8
Team Passing Efficiency	131.30	172.38
Scoring Offense	27.0	34.7
Total Defense	504.2	342.0
Rushing Defense	187.3	122.7
Passing Yards Allowed	316.8	219.3
Team Passing Eff. Defense	190.53	134.97
Scoring Defense	46.0	23.5
Turnover Margin	-0.50	1.00
3rd Down Conv. Pct	.407	.513
4th Down Conv. Pct	.529	.750
3rd Down Conv. Pct Defense	.500	.425
4th Down Conv. Pct Defense	.400	.429
Red Zone Offense	.941	.960
Red Zone Defense	.957	.833
Net Punting	36.77	41.37
Punt Returns	2.67	18.67
Kickoff Returns	24.08	17.60
First Downs Offense	127	121
First Downs Defense	140	114
Penalties Per Game	5.17	6.67
Penalty Yards Per Game	42.83	68.33
Time of Possession	32:45	32:44

WHAT A DIFFERENCE A YEAR MAKES

▶▶ A year ago, the Cardinals were led by an experienced defense while the offense was mired by injuries and an identity crisis with three different starting quarterbacks.

▶▶ The 2024 club has an established QB, a bevy of receivers, a versatile feature back, an experienced offensive line ... and nine new and younger starters on the defense.

▶▶ The result? Fewer touchdowns on both sides of the ball last year has given way to a plethora of TDs this year - 60 combined TDs through 12 games last year and 59 through six games already this year.

Combined TDs Last Year and This Year

2023 TDs (60) -- Ball State 25, Opponents 35

2024 TDs (59) -- Ball State 21, Opponents 38

CARDINALS RETURN GAME AMONG TOP RANKED

▶▶ Ball State's 24.08 yards per kickoff return ranks 26th nationally, and **Malcolm Gillie** is second in the country with a 33.5-yard personal average. Gillie was tops in the FBS rankings a week ago following a 97-yard return against Western Michigan.

▶▶ Gillie boasts long returns of 97 and 46 yards so far. National leaders in kickoff returns:

1. Drae McCrae, Texas Tech	34.9
2. Malcolm Gillie, Ball State	33.5
3. Winston Wright Jr., East Carolina	32.3
4. Tyler King, Wyoming	32.3
5. Joseph Himon II, Northwestern	30.4

GILLIE NAMED TO JET AWARD WATCHLIST

► Kickoff return man **Malcolm Gillie** ranks second in the nation in kickoff returns and was named this week among 15 FBS candidates to the midseason watchlist for the Jet Award. Announced by the Jet Award Foundation, the award is named in honor of Heisman Trophy winner and College Football Hall of Famer Johnny "The Jet" Rodgers. The Jet Award Gala will be conducted April 10, 2025. Former recipients include, Christian McCaffrey, Tyler Lockett, Zachariah Branch and Marcus Jones.

► Vandy sophomore Martel Hight was also named among the country's top 15 return candidates.

PASS GAME pro-nun-see-AY-shuns

► You are going to use these names. Let's honor their families and learn to pronounce them:

TE **Tanner Koziol**: **KO**-zee-uhl

-Punch that first syllable (like the word cozy)

WR **Qian Magwood** **KEE**-on

-Qian is like Keon

QB **Kadin Semonza**: **CAY**-din suh-**MON**-zuh

-suh-MON-zuh, not suh-MOAN-zuh

KOZIOL THROUGH SIX GAMES

► A Freshman All-American in 2022 and the Cardinals' second-leading receiver last season, **Tanner Koziol** has already eclipsed receiving totals in each of his last two seasons -- through just six games!

► Koziol is on pace to become the first tight end to lead Ball State in receptions since Eugene Riley in 1989. He would become just the fourth tight end ever to lead the Cardinals in receptions (Riley in 1988 & 1989; Mike Leuck in 1983 & 84; Ed Alley in 1968).

► **Tanner Koziol's** 7.67 catches per game is the highest average ever by any Ball State tight end.

► Koziol's 46 catches through six games already are third by a Ball State tight end since 2000, and fifth in program history.

► Koziol's 434 receiving yards already are sixth by a Ball State tight end since 2000, and 10th in Cardinal history.

► Mike Leuck in 1983 is the only other Ball State tight end to average more than five catches per game (6.09, 67 in 11 games).

Tanner Koziol, Season By Season

Year	G	Rec	Yds	YPG	YPC	RPG
2024	6	46	434	72.3	9.43	7.67
2023	12	34	295	24.6	8.68	2.83
2022	12	35	373	31.1	10.66	2.92
TOTAL	39	115	1,102	36.7	9.58	3.83

CAREER RECEIVING HIGHS

► **Tanner Koziol** (pronounced KO-zee-uhl) matched his career high for receptions, nine, in consecutive games against CMU, JMU and WMU.

► Koziol caught every pass thrown in his direction at James Madison, and his 15-yard TD in the first quarter was the Cardinals' only score, pulling Ball State within 15-7 at the time. He finished with 78 receiving yards.

► Koziol's nine catches at Central Michigan produced just the second 100-yard receiving game by a Cardinal in the past two seasons. His 112 yards and his nine catches both were career highs for the former Freshman All-American.

► He went over 100 yards for the second time in three weeks with 102 yards vs. WMU.

KOZIOL RANKS SEVENTH NATIONALLY

► **Tanner Koziol's** 7.67 catches per game currently rank seventh among all FBS players, and second among tight ends, behind Bowling Green's Harold Fannin Jr. (8.3).

FBS Leaders in Receptions Per Game

Player	G	Rec	Yds	RPG
Nick Nash, San Jose St.	6	62	806	10.3
Tai Felton, Maryland	6	55	719	9.2
Tre Harris, Ole Miss	7	59	987	8.4
* Harold Fannin, Bowling Green	6	50	702	8.3
Tez Johnson, Oregon	6	50	470	8.3
Travis Hunter, Colorado	6	49	587	8.2
* Tanner Koziol, Ball State	6	46	434	7.7
Andrew Armstrong, Arkansas	5	38	552	7.6

* denotes tight ends

KOZIOL FOR FIRST DOWN!

► Over six games, 23 of Koziol's 46 pass receptions have resulted in Ball State first downs.

► By comparison, Koziol catches resulted in 19 first downs each of the past two seasons.

► Since the stat began being monitored in 2014, the Ball State season record for receptions resulting in a first down is 56 by KeVonn Mabon in 2016.

► Since 2014, Brady Hunt's 27 catches for first down in 2022 are the most by a Cardinals tight end.

CATCHES AND YARDS BY CARDINALS TIGHT ENDS

► Koziol is on pace to rewrite Ball State's season receiving records by a tight end.

Season Receptions by Ball State TEs

Player	G	Rec	Yds	YPG	RPG
Mike Leuck, 1983	11	67	667	60.6	6.09
Darius Hill, 2007	13	65	926	71.2	5.00
Zane Fakes, 2012	12	57	461	38.4	4.75
Mike Leuck, 1984	11	48	410	37.3	4.36
Tanner Koziol, 2024	6	46	434	72.3	7.67
Brady Hunt, 2022	12	46	498	41.5	3.83
Ron Duncan, 1985	11	44	518	47.1	4.00
Darius Hill, 2006	10	42	741	74.1	4.20
Zane Fakes, 2013	12	41	410	34.2	3.42
Eugene Riley, 1988	11	41	457	41.5	3.72

2024 MAC STANDINGS

Team	MAC	Pct.	Ovr.	Pct.	Streak
Buffalo	2-0	1.000	4-2	.667	Won 1
Ohio	2-0	1.000	4-2	.667	Won 2
Western Mich.	2-0	1.000	3-3	.500	Won 2
Eastern Mich.	1-1	.500	4-2	.667	Lost 1
Northern Ill.	1-1	.500	4-2	.667	Won 2
Toledo	1-1	.500	4-2	.667	Lost 1
Central Mich.	1-1	.500	3-3	.500	Lost 1
Bowling Green	1-1	.500	2-4	.333	Lost 1
Miami	1-1	.500	2-4	.333	Won 1
Ball State	1-2	.333	2-4	.333	Won 1
Akron	0-3	.000	1-6	.143	Lost 4
Kent State	0-2	.000	0-6	.000	Lost 6

Saturday, October 19

Central Michigan at Eastern Michigan, 2:00 p.m.

Western Michigan at Buffalo, 3:30 p.m.

Kent State at Bowling Green, 3:30 p.m.

Toledo at Northern Illinois, 3:30 p.m.

Ohio at Miami, 3:30 p.m.

Ball State at Vanderbilt, 7:00 p.m.

Season Receiving Yards by Ball State TEs

Player	G	Rec	Yds	YPG	RPG
Darius Hill, 2007	13	65	926	71.2	5.00
Darius Hill, 2006	10	42	741	74.1	4.20
Darius Hill, 2008	14	40	670	47.9	2.86
Mike Leuck, 1983	11	67	667	60.6	6.09
Ed Alley, 1968	9	38	528	58.7	4.22
Ron Duncan, 1985	11	44	518	47.1	4.00
Brady Hunt, 2022	12	46	498	41.5	3.83
Zane Fakes, 2012	12	57	461	38.4	4.75
Eugene Riley, 1988	11	41	457	41.5	3.72
Tanner Koziol, 2024	6	46	434	72.3	7.67

Season Receptions/Game by Ball State TEs

Player	G	Rec	Yds	YPG	RPG
Tanner Koziol, 2024	6	46	434	72.3	7.67
Mike Leuck, 1983	11	67	667	60.6	6.09
Darius Hill, 2007	13	65	926	71.2	5.00
Zane Fakes, 2012	12	57	461	38.4	4.75
Mike Leuck, 1984	11	48	410	37.3	4.36

Season Receiving Yds/Game by Ball State TEs

Player	G	Rec	Yds	YPG	RPG
Darius Hill, 2006	10	42	741	74.1	4.20
Tanner Koziol, 2024	6	46	434	72.3	7.67
Darius Hill, 2007	13	65	926	71.2	5.00
Mike Leuck, 1983	11	67	667	60.6	6.09
Ed Alley, 1968	9	38	528	58.7	4.22

KOZIOL KNOWS QBs

► **Tanner Koziol** raves about the swagger, vision and passing skill he experiences daily while playing with redshirt freshman QB **Kadin Semonza**. Koziol has experience with savvy signal-callers, two of which have spent time in the NFL already.

► Koziol played his freshman year at Ball State with John Paddock at QB. Paddock transferred to Illinois last year, but spent the 2024 summer on the Atlanta Falcons' preseason roster.

BSU CAREER GAMES STARTED

Offense	Pos	2024	Strk	Tot
Damon Kaylor	OL	4	0	39
Ethan Crowe	OL	6	6	35
Tanner Koziol	TE	3	0	18
Taran Tyo	OL	6	18	18
Jon Mucciolo	OL	6	14	16
Malcolm Gillie	WR	5	5	10
Kiael Kelly	DB	2	2	9
Kevin Meeder	OL	6	6	9
Kadin Semonza	QB	5	0	8
Christian Abney	TE	4	1	7
Qian Magwood	WR	1	0	6
Nick Presley	WR	0	0	5
Cam Pickett	WR	5	2	5
Braedon Sloan	RB	5	4	5
Maximus Webster	TE	0	0	4
Ty Robinson	WR	1	0	3
Chris Hood	OL	2	2	2
Vaughn Pemberton	RB	2	0	2
Tyce Ferrell	TE	1	1	1
Cole Mosier	OL	0	0	1
Charlie Spegal	RB	1	0	1
Isaiah Thacker	WR	1	0	1

Defense	Pos	2024	Strk	Tot
Keionte Newson	LB	6	18	19
Joey Stemler	LB	5	2	9
Jordan Coleman	DB	6	7	8
Thailand Baldwin	DB	4	0	6
Brandon Berger	LB	6	6	7
Myles Norwood	DB	5	0	5
Riley Tolsma	DL	6	6	6
George Udo	DB	6	6	6
Dakari Frazier	DL	2	0	2
Drew Hughes	DL	5	3	5
DD Snyder II	DB	5	3	5
Jahmad Harmon	DB	0	0	2
Nathan Reichert	DL	4	4	4
Elijah Davis	DB	1	0	1
Eric McClain	CB	1	1	1
Blair Schonhorst	DB	1	0	1
Will Yates	CB	1	1	1

► During his prep career, Koziol spent one season at Nazareth Academy outside of Chicago. His QB was pinpoint passer J.J. McCarthy, now with the Minnesota Vikings.

ALL-PURPOSE SLOAN

► **Braedon Sloan** has rushed for 65+ yards in five of six games this season. He is the Cardinals' leader in rushing yards and all-purpose yards.

► Including 155 all-purpose yards (65 rushing, 90 receiving) against WMU, Sloan has gone over the 100-yard mark in all-purpose yards three times this season and 20 times in his career.

► Besides a passing TD against Western Michigan, he also tip-toed the sideline on a 72-yard flare pass that produced Ball State's longest play from scrimmage this season. It was the Cardinals' longest pass play since 2005.

► Sloan's Cardinal debut against Missouri State resulted in 149 all-purpose yards - 103 on the ground and 46 while catching passes. He caught a shovel pass for an 11-yard score, and he later added a 40-yard run to give Ball State a two-TD cushion with a minute to play.

► At Eastern Kentucky last year, the FCS All-American accounted for a conference-leading 1,636 all-purpose yards. He ran for 765 yards and 10 TDs, and caught 40 passes for 467 yards and three more scores.

ALL-PURPOSE SLOAN: CAREER

► Currently in his fourth college season, **Braedon Sloan** has amassed 4,014 all-purpose yards between 33 games at Eastern Kentucky and six with Ball State.

► **Braedon Sloan** has compiled at least 100 all-purpose yards 20 times over four seasons between Eastern Kentucky and Ball State. Every game with at least 150 yards is below:

Sloan's Top All-Purpose Yardage Games

Game	Rush	Rec	Ret.	Total
Stephen F Austin, 2023	150	31	38	219
Gardner-Webb, 2022	34	11	173	218
Southern Utah, 2022	88	68	34	190
North Alabama, 2022	54	54	77	185
Central Arkansas, 2023	47	116	19	182
Western Carolina, 2023	33	30	118	181
SE Missouri State, 2023	122	51	0	173
Kennesaw State, 2022	70	97	0	167
Gardner-Webb, 2023	91	27	45	163
Tarleton State, 2023	120	40	0	160
Western Michigan, 2024	65	90	0	155

ALL-PURPOSE SLOAN: NOW A PASSER, TOO

► Making his first pass attempt since days as an emergency QB in high school, **Braedon Sloan** threw a 22-yard touchdown pass to Christian Abney in Game 5 against Western Michigan.

MOVING THROUGH THE AIR

► Through only six games, **Kadin Semonza** (pronounced suh-MON-zuh) is within 300 yards of eclipsing last year's Ball State team passing totals for yards (1,639) and touchdowns (9).

► Semonza has thrown for 1,348 yards and 12 touchdowns through six games.

► Last year's Ball State passing leader, Layne Hatcher, threw for 582 yards and four touchdowns.

SEMONZA: 17TH IN FBS IN COMPLETIONS

► Kadin Semonza's 23.0 pass completions per game lead the MAC and rank 17th among all FBS passers.

BSU RECORD IN 2024 WHEN ...

Scoring first	1-1
Opponent scores first	1-3
Scoring 30 or more points	2-2
Scoring fewer than 30 points	0-2
Leading at the half	1-0
Trailing at the half	0-3
Tied at the half	1-1
Leading after three quarters	2-2
Trailing after three quarters	0-2
Tied after three quarters	0-0
Outrushing the opponent	2-0
Outpassing the opponent	1-2
Rushing 30 or more times	2-2
Rushing 40 or more times	1-0
Passing 30 or more times	2-4
Passing 40 or more times	0-1
Leading in time of possession	2-3
Trailing in time of possession	0-1
Time of possession is even	0-0
Winning in turnover margin	2-1
Losing in turnover margin	0-3
Tied in turnover margin	0-0
With a 100-yard rusher	1-0
With a 300-yard passer	0-1
With a 100-yard receiver	0-2
With an opposing 100-yard rusher	0-3
With an opposing 300-yard passer	0-1
With an opposing 100-yard receiver	0-1
Winning the coin toss	1-3
Losing the coin toss	1-1
Electing to receive	0-1
Electing to defer	1-2
Receiving the ball first	1-2
Opponent receiving ball first	1-2

SEMONZA TOPPING 70 PERCENT

► Four times times in 10 college appearances (eight starts), Kadin Semonza has gone over 70 percent passing.

Semonza's Top Games in Completion Percentage

Game	Passing	Pct.	Yds	TD
2023 vs. Indiana State	17-22-0	77.3	137	2
2024 at C. Michigan	30-40-0	75.0	285	3
2024 vs. Missouri State	28-39-1	71.8	262	4
2023 at Kentucky	15-21-0	71.4	165	1

2024 GAME CAPTAINS

Opponent

Missouri State	QB Kadin Semonza, TE Tanner Koziol, LB Keionte Newson, OL Damon Kaylor
at Miami (Fla.)	QB Kadin Semonza, TE Tanner Koziol, OL Ethan Crowe, LB Keionte Newson, LB George Udo
at Central Michigan	QB Kadin Semonza, TE Tanner Koziol, LB Keionte Newson, DL Brandon Berger
at James Madison	QB Kadin Semonza, TE Tanner Koziol, LB Keionte Newson, CB Thailand Baldwin
Western Michigan	QB Kadin Semonza, TE Tanner Koziol, LB Keionte Newson, DL Nathan Reichert
at Kent State	QB Kadin Semonza, TE Tanner Koziol, LB Keionte Newson, WR/KOR Malcolm Gillie
at Vanderbilt	
Northern Illinois	
Miami (Ohio)	
at Buffalo	
Bowling Green	
at Ohio	

MORE ON THE REDSHIRT FRESHMAN QB

▶ A true freshman last year out of Huntington Beach, Calif., QB **Kadin Semonza** started three of Ball State's first four games as one of very few true freshman starting QBs in the country. As the Cardinals modified their offensive identity after losses to Kentucky and Georgia, and MAC defeats to Western Michigan and Eastern Michigan under grad transfer QB Layne Hatcher, the decision was made to preserve Semonza's redshirt.

▶ Semonza made his college debut over two games against SEC foes Kentucky and Georgia -- and in his first six series through the first period at Georgia he engineered at least one first down in every possession. Ball State ran at least nine plays in five of those six series.

▶ In the opener at Kentucky, Semonza guided the Cardinals to 11 first downs over four complete second half series -- engineering drives of 9, 10, 11 and 10 plays. All four of Semonza's series crossed midfield and never did Ball State go 3-and-out under his direction.

▶ Semonza became the Cardinals' first true freshman to take snaps at quarterback since John Paddock in 2018.

NOTES FROM SEMONZA'S OPENER

▶ Semonza accounted for five touchdowns against Missouri State - 4 passing, 1 rushing - for the most TDR by a Ball State quarterback since Drew Plitt had five against Central Michigan in 2020. He joins Nate Davis, Riley Neal, Drew Plitt, Andy Roesch and Keith Wenning as the only Ball State QBs with five or more TDR since 2000.

▶ His four touchdown passes against the Bears were the most by a Ball State QB since Drew Plitt had four at Western Michigan in 2021.

1 OF 6 WITH THREE STARTING QBS

▶ Last year, Ball State was one of six FBS schools who started at least three different quarterbacks. The others were Arkansas State, Arizona State, California, Navy and Texas Tech.

BOWICK CHANGES TO NO. 2: IN HONOR OF TY-ROB

▶ **Justin Bowick** has yet to play this season due to a preseason injury sustained the week of Ball State's season opener, but he has practiced this week in pads for the first time during the regular season. Previously in the No. 1 jersey shared with **Kiael Kelly**, Bowick changed his jersey from No. 1 to No. 2 on Oct. 15, in order to honor receiving-mate **Ty Robinson** who was ruled out for the season with his third injury (thumb, shoulder, lower leg) over two seasons and just five games played.

▶ **Robinson**, a transfer from Colorado in 2023, was a highly touted "big target" a year ago and starred in his opening game at Kentucky last year (5 catches, 90 yards and a TD). But he injured his right thumb the following week at Georgia and missed the remainder of the season.

▶ This year, the Cardinals were eager to pair Robinson with Bowick when he transferred from Eastern Illinois -- but Bowick went out with a preseason injury and Robinson sustained a shoulder injury on the very first SNAP of the 2024 season against Missouri State. He missed three games before a return against Western Michigan (3 catches, 44 yards and a TD), then went out with another season-ending injury (lower leg) last week at Kent State.

RECEIVING CORPS: EMERGING AND EXPANDING

▶ Ball State opened the season with brimming optimism about its receiving corps, led by tight end **Tanner Koziol**, leading returning receiver **Qian Magwood** and a pair of big targets though to be preseason All-MAC candidates: **Justin Bowick** and **Ty Robinson**. Bowick and Robinson have both been injured, though, and the rest of the receiving depth has been used frequently.

▶ Koziol's successes so far in 2024 are well chronicled earlier in this release.

▶ Robinson was injured on the very first snap of the season, caught in a blocking scrum away from the ball. He returned from a shoulder injury against Western Michigan to corral three passes for 44 yards, including a 21-yard TD pass to knot the score at 14.

▶ **Magwood's** best game last season was a 9-catch, 110-yard performance at Western Michigan, producing a pair of career highs and a highlight-reel, 32-yard touchdown catch and run. He approached both of those career highs in the MAC opener at Central Michigan.

▶ A transfer to Ball State last season, **Malcolm Gillie** has become a vocal leader in the receivers room and is one of five pass catchers with at least 10 receptions. He also ranks second in the nation in kickoff return yards.

▶ Returning from hip surgery after torn ligaments two years ago, **Cam Pickett** has asserted himself as Ball State's second-leading receiver this year behind Koziol. A long-distance threat with speed, Pickett caught a career-high eight catches at JMU, on a team-high 12 targets.

▶ Emerging at JMU was lightly used WR **Dahya Patel** who caught the first pass of his career. In fact, he caught three, for 33 yards.

▶ Don't expect to see this as a weekly highlight ... but nose tackle **Drew Hughes** got into the receiving act last week against Western Michigan. The 302-pounder lined up as a fullback and snared a 2-yard TD pass from Semonza to give the Cardinals a 35-28 lead. Hughes is a former high school teammate of Koziol's at Nazareth Academy.

PICKETT: WELCOME TO THE ENDZONE - TWICE!

▶ **Cam Pickett** scored the first touchdown of his career in Game 5 vs. WMU on a 4-yard reverse run to tie the score at halftime, 21-21. Later, with 1:47 remaining in the contest, his 27-yard TD reception brought the Cardinals within 45-42. They were the first rushing and receiving TDs of his career.

GILLIE: SPECIAL TEAMS SPARK

▶ Trailing 14-0 early against Western Michigan, **Malcolm Gillie's** 97-yard kickoff return was timely and welcomed. It was the Cardinals' first kickoff return for touchdown since a 99-yard return by Justin Hall against Army in 2021.

CONTINUITY IN THE TRENCHES

▶ The Cardinals return four of five starters along the offensive line to boast the most experienced unit in the MAC. The line is anchored by All-MAC center **Ethan Crowe** and Transfer All-American **Jon Mucciolo** who also assumes the same post at left guard. **Damon Kaylor** shifts from right tackle to left tackle after the transfer departure of Corey Stewart. **Taran Tyo** shifts from right guard to right tackle. **Kevin Meeder**, whose first start came in the Camillia Bowl in 2021, assumes the starting nod at right guard.

CONTINUITY IN THE TRENCHES, PART II

▶ **Mucciolo** (38), **Kaylor** (35) and **Crowe** (29) pace an offensive line unit that entered the season with 117 career starts, the 12th most among FBS teams. Other pre-2024 offensive line starts included **Tyo** (12) and **Meeder** (3).

▶▶ That figure now sits at 147 (Mucciolo 44, Kaylor 39, Crowe 35, Tyo 18, Meeder 9, **Chris Hood** 2).

▶▶ Hood, the 6-foot-10 nephew of former NBA star Brad Miller, received his first career start against WMU in place of banged up Damon Kaylor. With Kaylor now ruled out for the season, Hood has assumed the starting position at left tackle.

▶▶ Last year, Ball State opened the year with 66 offensive line starts by returning players to rank 19th among all FBS schools.

Most Career Division I Starts, Offensive Line, by FBS Schools at start of 2024 season

1. Oklahoma State	215	9. Kentucky	143
2. Florida State	210	10. Texas Tech	143
3. Duke	168	11. Texas	123
4. Iowa	165	12. Ball State	117
5. Nebraska	153	13. UTSA	116
6. South Carolina	149	14. No. Illinois	114
7. Colorado State	144	15. Tennessee	113
8. Oregon	144		

DEFENSIVE CAPTAIN'S CAREER HIGH

▶▶ **Keionte** (pronounced kee-ON-tay) **Newson** returns as the Cardinals' leading tackler from a year ago, and against Western Michigan he recorded a career-high 11 tackles to retain his lead atop the 2024 tackles chart. His previous career high was 10 stops against Central Michigan in the 2023 homecoming contest.

▶▶ Newson boasts 33 tackles through six games with 21 solos.

DEFENSIVE STARTERS

▶▶ **Keionte Newson** returns as an unquestioned defensive leader, though the Cardinals' starting lineup on defense features nearly a full cast of newcomers.

▶▶ While Newson now boasts 19 career starts, four other returning Cardinal defenders combine for 30 starts: **Joey Stemler** (9), **Jordan Coleman** (8), **Brandon Berger** (7) and **Thailand Baldwin** (6).

▶▶ Eleven defensive players have made their starting debuts at Ball State, with **Elijah Davis**, **Dakari Frazier**, **Drew Hughes**, **Eric McClain**, **Myles Norwood**, **Nathan Reichert**, **Blair Schonhorst**, **DD Snyder II** and **Will Yates** making the first starts of their college careers. **Riley Tolsma** and **George Udo** each started games prior to arriving at Ball State.

BERGER'S BEST

▶▶ In one game, **Brandon Berger's** three sacks at Kent State nearly doubled his previous career total of two. He now has four sacks this season to lead the Cardinals.

▶▶ All three of his sacks and another QB hurry all came in the fourth quarter,

LINEBACKER JOEY

▶▶ **Joey Stemler** is the Cardinals' most experienced linebacker besides Keionte Newson. A redshirt junior from Cincinnati, Stemler has recorded back-to-back career highs of eight tackles against Western Michigan and Kent State. He led the Cardinals in both games, and his 1.5 sacks last week were the first of his career.

TRUE FRESHMEN CORNERS: MCCLAIN & YATES

▶▶ The Cardinals have a recent history of great cornerback play, with two alums, Nic Jones and AJ Uzodinma both on NFL rosters the past two years. But with both departing to the NFL after 2022, and their replacements (Red Potts and Damion Charity) graduating last season, Ball State knew it would be inexperienced in the defensive backfield.

▶▶ Last week at Kent State, new defensive coordinator Jeff Knowles made the decision to start the two new freshman the staff has been excited about since training camp - **Eric McClain** and **Will Yates**. McClain hails from Lombard, Illinois, and Yates is from Springboro, Ohio.

▶▶ Yates, in fact, picked off a Kent State pass on the third snap of the game last week, to set up Ball State's first score.

▶▶ The duo took some lumps on the deep ball against Kent State, but the freshmen have moved atop the depth chart this week and appear poised to stay.

FEENEY MAKING HIS PRESENCE FELT

▶▶ Listed at 6-1 and 195 pounds, true freshman linebacker **Sam Feeney** was not on the Cardinals' preseason depth chart. Nor in Weeks 2, 3 or 4. But after blocking a punt with a regular special teams presence, and after registering a pair of second-half sacks last week at James Madison, the Indianapolis native has moved onto the depth chart at Ball State's RUSH linebacker - a hybrid position between defensive line and linebacker.

▶▶ It was at this position that Sydney Houston earned first-team All-MAC honors a year ago. His backup, **Brandon Berger**, holds down the top spot with Feeney now his understudy.

▶▶ Feeney continued his head-turning play at Kent State, logging another sack and a forced fumble.

TRANSFER PORTAL PLAYMAKERS

▶▶ The biggest impact by a transfer thus far has been in the offensive backfield where **Braedon Sloan** has assumed a leadership role after an FCS All-America season at Eastern Kentucky.

▶▶ Another starter has been cornerback **Myles Norwood**, a Saint Louis native who transferred from Iowa State the past two seasons. He leads the Cardinals with five pass break-ups, and is one of six players with 20+ tackles.

100-YARD RUSHERS

PLAYER	2024	Career
Braedon Sloan	1	4
Kiael Kelly	0	1

100-YARD RECEIVERS

PLAYER	2024	Career
Tanner Koziol	2	2
Qian Magwood	0	1
Braedon Sloan	0	1

100 YARDS ALL-PURPOSE

PLAYER	2024	Career
Braedon Sloan	3	20
Tanner Koziol	2	2
Kiael Kelly	0	1
Qian Magwood	0	1

200 YARDS ALL-PURPOSE

PLAYER	2024	Career
Braedon Sloan	0	2

200-YARD PASSERS

PLAYER	2024	Career
Kadin Semonza	3	3

300-YARD PASSERS

PLAYER	2024	Career
Kadin Semonza	1	1

CAREER INTERCEPTIONS

PLAYER	2024	Career
Jordan Coleman	0	1
Joey Stemler	1	1
Wil Yates	1	1

CAREER SACKS

PLAYER	2024	Career
Riley Tolsma	2.5	16.5
Justin Thomas	0	9.5
Hunter Sanderson	0	8.5
Brandon Berger	4	5
Keionte Newson	2.5	3.5
George Udo	0.5	3.5
Sam Feeney	3	3
Darrin Conley	2	2
Joey Stemler	1.5	1.5
Khalib Gilmore	0	1
Danny Royster	0	1
Nathan Reichert	0.5	1

Hybrid safety/linebacker **George Udo** has been a steady presence in the middle of the defense after transferring from Cincinnati. Another former Bearcats teammate, **Luke Dalton**, is a reserve on the offensive line.

Perhaps Ball State's top playmaker on the defensive line so far as been **Riley Tolsma**, a transfer from Division II Hillsdale College. He has 2.5 sacks and is Ball State's second-leading tackler with 26 stops.

Also on the defensive line are transfers **Kyran Montgomery** and **Scott Hudson** who made their 2024 debuts at Miami. Montgomery was a highly-touted high school recruit from Indianapolis who landed at Ball State this year after a year at Missouri. Hudson played previously at NAIA Saint Francis in Fort Wayne, Indiana.

The two biggest names the Cardinals anticipated talking about on offense are a pair of receivers, **Justin Bowick** and **Ty Robinson**, though both have been hampered by injury.

Holding down the punting duties for Ball State has been grad transfer **Brian Cooley Jr.**, who last played at Charleston Southern.

HOLMER & COURVILLE SHARE KICK DUTIES

With starting placekicker **Jackson Courville** on the shelf with a hamstring injury, redshirt sophomore **Carson Holmer** answered the call at Central Michigan, finishing perfect on four extra points and a pair of field goals (31 and 40 yards). Holmer actually debuted at Miami a week earlier, but was used only on kickoffs.

The past two weeks, Holmer has handled kickoff duties and Courville managed PATs and field goals.

Courville booted three field goals last week - 34, 35 and 38 yards - to mark his first FGs of the season. His 13 points at Kent State were a career high.

COURVILLE'S FRESHMAN DEBUT IN '23

Last year, **Jackson Courville** was the first true freshman placekicker for the Cardinals since Morgan Hagee opened the 2015 season as the Cardinals' top placekicker.

He made 24 of 25 PAT attempts and was true on 15 of 21 field goal attempts. He was 8-of-8 inside 30 yards and 12-of-13 inside 40 yards. He was 0-of-4 beyond 50 yards.

He redeemed a 37-yard miss at Northern Illinois by booting a game-winning 36-yarder as time expired for a 20-17 victory in DeKalb.

He hit at least one field goal in 10 of 12 games, collecting a pair of field goals against Toledo, NIU, Kent State and Miami.

Courville's 27-yard field goal at Georgia was the first of his career.

"TRUE CARDINAL"

EXPECT TO WIN | MENTALLY TOUGH
 PASSION | RELENTLESS
 ACCOUNTABLE | GET BETTER DAILY
 BELIEVE TO ACHIEVE | EDUCATION
 LIFE AFTER FOOTBALL | PRIDE IN THE LITTLE THINGS

Darryl Fite | *Brandon Martin*

TRUE CARDINAL PROGRAM

True Cardinals expect to win ... play with passion ... are accountable for their actions ... believe to achieve ... prepare for life after football ... are mentally tough and relentless ... get better daily ... value their education and take pride in doing the little things.

As part of the True Cardinal program, each team recognizes nine "Tough Cardinals" with TC patch sewn to the front of their jersey and a "TC1," "TC2," "TC3," etc, sticker on the back of the helmet. This season's Tough Cardinals:

TC1: Keionte Newson	TC4: Ethan Crowe	TC7: Malcolm Gillie
TC2: Christian Abney	TC5: Ryan Tolsma	TC8: Tanner Koziol
TC3: Damon Kaylor	TC6: Joey Stemler	TC9: Kadin Semonza

CARDS & BRONCOS: POINTS AND MORE POINTS

The Cardinals and Broncos lit up the scoreboard for 87 combined points last Saturday. Under coach Mike Neu's direction since 2016, only 89-point games against Eastern Michigan (2016) and Central Michigan (2019) send more points to the scoreboard.

Ball State has scored 76 points in its first two MAC games, the Cardinals' sixth-highest figure in 50 seasons of MAC play

The Cardinals' and Broncos' combined 35 points in the first quarter last Saturday were the most combined points in a first quarter of any Ball State game since at least 2000. The previous mark during that span was in 2015 (Texas A&M 28, Ball State 3).

Cardinals touchdowns last week came on a pass by a running back (Braedon Sloan to Christian Abney) and an offensive TD reception by a nose tackle (Drew Hughes).

LONG PASS PLAYS & YARDS COME VS. BRONCOS

Ball State's two longest pass plays since 2000 both have come against WMU:

- 75 yards, Drew Plitt to Jalen McGaughey, Oct. 9, 2021 at WMU
- 72 yards, Kadin Semonza to Braedon Sloan, Oct. 5, 2024 vs. WMU

Ball State's longest pass play in 2023, also came against Western Michigan on Layne Hatcher's 57-yard TD pass to Ahmad Edward.

The Cardinals' last two 300-yard passing games both have come against Broncos - Hatcher ins 316 in 2023 and Semonza's 307 in 2024.

HEARTBREAK AT CMU: TWO-MINUTE DRILL AND STORYBOOK ENDING ... ALMOST

Trailing 30-27 and taking possession from the 3-yard line with 1:59 to play, the Cardinals faced 97 yards of green at Central Michigan in their MAC opener. Five completions later, **Kadin Semonza** and Ball State completed a 5-play, 97-yard drive to assume a 34-30 lead with just 53 seconds remaining.

Semonza's 16-yard TD pass to **Tanner Koziol** appeared to be Ball State's game-winning score, but the Chippewas moved just as swiftly, covering 75 yards in five plays of their own. CMU's final score left just 16 seconds left for the Cardinals, and produced the 37-34 final score.

TWO BLOCKED KICKS AT CMU

▶▶ The Cardinals got a blocked punt by true freshman **Sam Feeney**, then got a blocked PAT by Darrin Conley. It was Ball State's first game with two blocked kicks since beating New Hampshire in 2009.

▶▶ Feeney's punt block was the first blocked kick by a true freshman at Ball State since Bryant Haines blocked a PAT attempt against Toledo in 2005.

FLASHBACK: SIX TOUGH WEEKS OF MAC DEFENSE

▶▶ The Cardinals allowed an average of 15.2 points over their last six games last season, finishing within one score in losses to MAC Championship Game foes Toledo (lost 13-6) and Miami (lost 17-15).

▶▶ Ball State finished 2023 with a 3-3 mark over its last six games -- its only other loss coming in a 24-21 road defeat at Bowling Green.

▶▶ After allowing 40+ points through its first four losses, Ball State allowed a total of 91 over its last six games.

▶▶ Ball State limited five opponents to less than 100 yards rushing last season: Georgia (99), Eastern Michigan (61), Central Michigan (99), Kent State (29) and Miami (46).

MULTIPLE-THREAT KY-ELL: KELLY IS ONE OF CFB'S MOST DYNAMIC ATHLETES

▶▶ **Kiael** (pronounced ky-ELL) **Kelly** initially shifted to the defensive backfield this season, to accent his prowess as an elite athlete. Most recently, he has been used as a jack-of-all-trades offensive utility man between roles at QB, RB or WR. He may line up in a wildcat formation, or in the slot; as the QB or as a wideout. He may appear on special teams or at DB.

▶▶ Last week at Kent State, he started at QB on the Cardinals' first snap, handing to Cam Pickett for a 19-yard run. He logged one carry himself.

▶▶ He ran twice and caught a pass against Western Michigan.

▶▶ At James Madison, he threw a pass, ran three times and was targeted on another pass.

▶▶ At Central Michigan, he carried six times and caught a pass. At Miami, he threw two passes, caught two passes and also rushed twice.

▶▶ Kelly took QB snaps in every game last season and, in Week 7 vs. Toledo, he became the Cardinals' third starting QB while starting the first game of his career behind center. *[He actually started the season opener at Kentucky while lined up as a receiver.]*

▶▶ Ball State finished 3-3 last year after Kelly took the quarterback reins in Week 7.

▶▶ With Kelly at the helm, Ball State rushed for 1,412 yards over its last six games for an average of 235.3 rushing yards per game.

▶▶ His 724 rushing yards were the most by a Ball State quarterback since at least 2000.

▶▶ Kelly led last year's team with seven rushing TDs.

▶▶ Given Ball State's injuries and the absence of tight end threat Brady Hunt, the Cardinals opted for Kelly as the starting QB to offer more versatility and explosiveness.

▶▶ Ball State's second-leading rusher, his 55-yard gain in the season finale against Miami was the Cardinals' longest run play of the season.

▶▶ His 136 rushing yards against Miami were the third-best by a QB in Cardinals history, and the first QB with over 100 rushing yards since 2000.

▶▶ Combined, last season Kelly accounted for 1,340 total yards -- 724 rushing, 577 passing, 39 receiving.

10 CARDINALS ALREADY RECEIVED DEGREES

▶▶ Ten Cardinals have already received their undergraduate degrees:

From Ball State (3): Brandon Berger, Damon Kaylor, Nathan Reichert

Transfers (7): Brian Cooley Jr., Tucker Dunn, Khalib Gilmore, Jon Mucciolo, Hunter Sanderson, Riley Tolsma, George Udo

STABILITY AT THE HELM

▶▶ Ball State head coach **Mike Neu** is in his ninth season in charge of his alma mater. He currently stands as the third-longest-tenured coach in the MAC behind only Eastern Michigan's Chris Creighton (10) and Miami's Chuck Martin (10). Toledo's Jason Candle is also in his ninth season.

CHAMPIONSHIP NEU

▶▶ Head coach **Mike Neu** brought BSU's sixth MAC title to his alma mater. In fact, Neu has factored in three of those championships, including two as a player. He quarterbacked the Cardinals' MAC championship and Las Vegas Bowl team in 1993 and was also part of BSU's league championship and California Raisin Bowl team in 1989.

MORE NEU NOTES

▶▶ **Mike Neu** expects to become the third head coach in program history to guide Ball State into 100 games when the Cardinals take the field on Oct. 19 at Vanderbilt. Including 98 games as head coach, 11 as a graduate assistant coach in 1994 and 44 over a four-year career from 1989-93, Neu enters Game 6 with 153 games of Ball State history under his belt.

▶▶ Neu enters Game 6 as the fifth-winningest coach in program history with 38 victories.

▶▶ Neu bears distinction as the only Ball State coach ever to win a bowl game, and he is attempting to become the first ever to lead the Cardinals to three bowl games. Neu, Pete Lembo, Brady Hoke and Paul Schudel have each led Ball State to pair of bowl outings.

LONGEST TENURED FBS HEAD COACHES

▶▶ Only 15 FBS head coaches have been at their institution 10 years or longer, and Mike Neu is one of 20 entering at least their ninth season in 2024.

Longest Tenured Active FBS Head Coaches

25 years – Kirk Ferentz, Iowa
 20 – Mike Gundy, Oklahoma State
 20 – Kyle Whittingham, Utah
 18 – Troy Calhoun, Air Force
 16 – Dabo Swinney, Clemson
 12 – Dave Doeren, NC State
 12 – Mark Stoops, Kentucky
 11 – Dave Clawson, Wake Forest
 11 – James Franklin, Penn State
 11 – K.C. Keeler, Sam Houston State
 11 – Jeff Monken, Army
 11 – Chris Creighton, Eastern Michigan
 11 – Chuck Martin, Miami (Ohio)
 10 – Brian Bohannon, Kennesaw State
 10 – Pat Narduzzi, Pitt
 9 – Matt Campbell, Iowa State
 9 – Jason Candle, Toledo
9 – Mike Neu, Ball State
 9 – Kalani Sitake, BYU
 9 – Kirby Smart, Georgia

NEU THE QB: ALL-CENTURY TEAM NOMINEE

- ▶▶ As Ball State celebrates its 100th season in 2024, head coach **Mike Neu** is one of 110 nominees chosen for balloting for the Ball State Football All-Century Team presented by Gainbridge. He is one of six quarterback nominees on the All-Century Team ballot.
- ▶▶ Neu quarterbacked the Cardinals to a MAC championship and an appearance in the Las Vegas Bowl in 1993.
- ▶▶ Neu owns Ball State’s single-game passing record with 469 yards (28-of-40) while authoring the biggest comeback in program history during a 31-30 homecoming win over Toledo in 1993.
- ▶▶ Neu and wide receiver Brian Oliver led the Cardinals on a frantic comeback against Toledo after trailing 30-3 early in the second half. Oliver set receiving records, Neu set passing records and the duo connected on a 98-yard TD -- the longest pass play in Cardinals’ history -- to begin the comeback. Neu’s 6-yard TD pass to Erin McCray knotted the score as time expired. Matt Swart’s PAT completed the comeback win.
- ▶▶ Fans can vote through Nov. 19 for their favorite stars at BallStateSports.com/100.

FATHER HEAD COACH, SON PLAYS

- ▶▶ Ball State head coach **Mike Neu** is one of just nine coaches nationally whose son plays on his team’s roster.

Arkansas State – Butch Jones, Adam Jones (another son Alex Jones quality control)
Ball State - **Mike Neu, Carson Neu**
Clemson – Dabo Swinney, Clay Swinney
Colorado – Deion Sanders, Shedeur Sanders, Shilo Sanders
Georgia State – Dell McGee, Austin McGee
Kennesaw State – Brian Bohannon, Blake Bohannon, Braden Bohannon
LSU – Brian Kelly, Kenzel Kelly (Patrick Kelly on recruiting staff)
Texas – Steve Sarkisian, Brady Sarkisian
UNLV – Barry Odom, J.T. Odom

LYNCH FAMILY LEGACY

- ▶▶ Assistant head coach and QB coach Kevin Lynch was co-offensive coordinator last season, having been elevated to that position in 2020 to take over for his brother and former Ball State QB Joey Lynch.
- ▶▶ Joey had been on the Ball State staff for 11 seasons (6 as OC) before venturing to Colorado State, then Vanderbilt and now Texas A&M.
- ▶▶ Kevin is one of three Lynch family members to serve as the Cardinals’ offensive coordinator. His father Bill, later the BSU head coach, was OC in the early 90s. Additionally, Kevin and Joey’s brother Billy, himself a former BSU wide receiver, was an offensive coordinator at Rice.

Lynch Family as BSU OC

Bill Lynch*	1990-92
Joey Lynch	2014-19
Kevin Lynch	5th year in 2024

**BSU head coach 1995-2002*

CARDINALS LAND 20 ON ACADEMIC ALL-MAC

- ▶▶ Ball State placed 20 players on the 2023 Academic All-MAC Football Team to mark the fourth time in the past five seasons under head coach Mike Neu that the Cardinals have produced at least 20 Academic All-MAC honorees.
- ▶▶ The Academic All-MAC honor is for student-athletes who have excelled in athletics and academics. To qualify, a student-athlete must have at least a 3.20 cumulative GPA and have participated in at least 50 percent of his team’s contests.

HOMEGROWN

- ▶▶ On the 2023 roster, 54 out of 119 Ball State players hail from Indiana. That comes out to nearly 46 percent of the roster coming from the Hoosiers.

Head Coach Mike Neu

9th season at Ball State | 15th season as a head coach (including arena league) | 23rd season as a football coach
 Hometown: Indianapolis, Ind. | Alma Mater: Ball State '94
 Family: wife Charmin; three children – Graycen, Carson and Chase

@BSUCoachNeu

Ball State University welcomed back one of its own as Mike Neu was named the head coach for the Cardinals football program in January of 2016. Neu played quarterback at Ball State where he was named 1993 Mid-American Conference Offensive Player of the Year.

A member of Ball State's 1989 and 1993 MAC championship teams, Neu guided his alma mater to its first MAC championship since 1996 and its first MAC West Division title since 2008 during the 2020 campaign. BSU capped the season by earning the first bowl win in program history, defeating San Jose State in the Arizona Bowl.

Now in his ninth season as head coach, his eight years at the helm have produced 55 All-MAC selections and 150 Academic All-MAC choices, including at least 20 honorees in four of the last five years. The Cardinals have made major strides under Neu's leadership, steadily improving early in his tenure, knocking on the door to a MAC title in 2019 and breaking it down in 2020. Neu's guidance has stabilized the Cardinals among the MAC's top programs.

Appearing in bowl games in two of the past four years, the Cardinals built upon MAC championship success in 2020 and reached another bowl game in 2021, marking just the third time in school history that the program played in a bowl in back-to-back seasons (2007-08, 2012-13 and 2020-21).

Ball State used that momentum on the recruiting trail and signed its highest-rated recruiting class in the recruiting rankings era (1999-present) in the 2022 class. Youth on the 2022 roster has added continuity to culture leading into the 2023 and 2024 campaigns.

Neu's return to his alma mater has grown a culture established over eight years and 93 games -- the most by a Ball State coach since Paul Schudel and Bill Lynch led the program over 18 consecutive seasons from 1985 to 2002. Schudel won a pair of MAC titles with Neu as his QB, as part of 10-year run. Lynch, the father of current assistant head coach Kevin Lynch, won another MAC crown as part of his eight seasons. Neu's 2020 league title was the program's first since Lynch's in 1996.

Neu's 2020 conference champs boasted 12 all-conference selections, led by the league's co-defensive player of the year in Brandon Martin. Ball State also finished the year ranked No. 23 in the final AP Top 25 and the final Amway Coaches Poll. It marked the first time the Cardinals finished a season in the national rankings at the FBS level and the first time the program was ranked since December 2008.

The program began making its upward trek under Neu in 2019 when Ball State reclaimed the Bronze Stalk Trophy from Northern Illinois for the first time since 2008 with a come-from-behind 27-20 win over the Huskies in early October. The Cards then capped the year by knocking off eventual MAC champion Miami to earn the Red Bird Rivalry Trophy, 41-27.

Ball State's offense was statistically the most explosive in the conference in 2019. The Cardinals led the MAC in scoring (34.8 points per game) and

total offense (463 yards per game). On defense, BSU forced turnover after turnover all year. The 24 forced turnovers were the most in the conference and ranked 15th nationally.

Ten Cardinals came away with All-MAC accolades following the 2019 season, the most at the time for a Ball State team since 2013. The football team also placed a league-high 26 players on the Academic All-MAC list in 2020.

Neu has over 20 years of coaching experience with stops in the National Football League (NFL), Division I FBS football and the arena leagues.

Before returning to Ball State, Neu spent the 2014 and 2015 seasons as the quarterbacks coach for the NFL's New Orleans Saints. In 2014 under Neu's guidance, quarterback Drew Brees was selected to his franchise-record eighth Pro Bowl as a Saint. Brees led the league in completions (456), tied for first in passing yardage (4,952), ranked second in completion percentage (69.2) and tied for fifth in touchdown passes (33). In 2015, Brees once again led the NFL in passing yardage (4,870) while ranking second in completion percentage (68.3) and completions (428).

Neu, a native of Indianapolis, Ind., started 38 of 41 games at quarterback in his four seasons at Ball State (1990-93). He was honored with the MAC's Vern Smith Award as the league's most valuable player and the MAC Offensive Player of the Year award as a senior. That year, Neu and the Cardinals went 8-3-1 overall and 7-0-1 in league action to capture the MAC championship. In one of his greatest games as a collegiate quarterback, Neu threw for a Ball State record 469 yards and completed 28-of-40 passes against Toledo in 1993 to help the Cardinals rally from a 30-3 deficit and record the largest comeback in Ball State history, a 31-30 Homecoming victory.

Neu played professionally in the Canadian Football League and Arena Football League (AFL) from 1995-97 before beginning his coaching career in 1998 with the AFL's Nashville Kats. In 2000, Neu was named head coach for the first time as he took over the Arena Football 2's (AF2) Augusta Stallions. He led that organization to a conference title in 2000 with a 14-4 record and was named the AF2 Coach of the Year.

In 2001 and 2002, Neu worked with the AFL's Carolina Cobras. He served as the offensive coordinator in 2001 and was promoted to head coach in 2002. During his stint as head coach, Neu led the team to the quarterfinals of the AFL playoffs, including the team's first-ever playoff win.

Neu then spent four years as head coach of the AFL's New Orleans VooDoo. There, he compiled a 33-31 record and earned 2004 AFL Coach of the Year honors. During his first season at the helm, Neu led the team to a franchise-best 11-5 record, a division title and a playoff berth.

From 2008-12, Neu worked on the New Orleans Saints' player personnel staff. He then spent the 2012 and 2013 seasons with Tulane as the quarterbacks coach. In 2013, Neu helped guide Tulane to a 7-6 overall record and its first postseason appearance in 11 years – the 2013 R+L Carriers New Orleans Bowl.




Neu's Head Coaching Record

Year	School/Team	W-L
2000	Augusta Stallions (AF2)	14-4
2002	Carolina Cobras (AFL)	7-9
2004	New Orleans VooDoo (AFL)	11-6
2005	New Orleans VooDoo (AFL)	9-7
2007	New Orleans VooDoo (AFL)	5-11
2008	New Orleans VooDoo (AFL)	8-8
2016	Ball State	4-8
2017	Ball State	2-10
2018	Ball State	4-8
2019	Ball State	5-7
2020	Ball State	7-1
2021	Ball State	6-7
2022	Ball State	5-7
2023	Ball State	4-8
2024	Ball State	2-4
Totals	15th year	93-105 (.470)
	9th year at Ball State	39-60 (.394)
	9th year vs. MAC	24-41 (.369)

Neu's Coaching Experience

Ball State	GA	1994
Nashville Kats (AFL)	OC/QBs	1998-99
Augusta Stallions (AF2)	HC	2000
Carolina Cobras (AFL)	OC	2001
Carolina Cobras (AFL)	HC	2002
New Orleans VooDoo (AFL)	HC	2004-08
Tulane	QBs	2012-13
New Orleans Saints (NFL)	QBs	2014-15
Ball State	HC	2016-Pres.



Neu received his bachelor's degree in sport administration from Ball State in 1994 and served as a graduate assistant coach for the Cardinals during the 1994 season. He was inducted into the Ball State Athletics Hall of Fame in 2004.

Neu and his wife, Charmin, have a daughter, Graycen, and two sons, Carson and Chase. Carson is a freshman walk-on with the Cardinals this season.

Last Shutout:

Sept. 17, 2022 – Ball State 31, Murray State 0

Last Time Shut Out:

Sept. 7, 2024 - Miami 62, Ball State 0

Oct. 8, 2011 – Temple 42, Ball State 0

Scored More Than 50 Points in a Game:

Oct. 19, 2019 – Ball State 52, Toledo 14

Scored at Least 24 Points in a Quarter:

Sept. 7, 2024 – Ball State (28) vs. Missouri State (4th quarter)

Last Overtime Game:

Oct. 1, 2022 – Ball State 44, Northern Illinois 38 (2OT)

Last Overtime Win:

Oct. 1, 2022 – Ball State 44, Northern Illinois 38 (2OT)

Last Overtime Loss:

Nov. 19, 2005 – Central Michigan 31, Ball State 24 (1OT)

Last Win vs. Ranked Opponent:

Dec. 31, 2020 – Ball State 34, #19/20 San Jose State 13

Offense Had At Least 300 Yards Rushing:

Nov. 18, 2023 - vs. Kent State (300)

Offense Had At Least 50 Carries:

Nov. 25, 2023 - vs. Miami (53)

Held an Opponent Under 100 Yards Rushing:

Oct. 12, 2024 - at Kent State (67)

Held an Opponent Under 100 Yards Passing:

Nov. 18, 2023 - vs. Kent State (68)

Held an Opponent Under 200 Yards of Total Offense:

Nov. 18, 2023 - vs. Kent State (97)

Held an Opponent Under 100 Yards of Total Offense:

Nov. 18, 2023 - vs. Kent State (97)

Defense Recorded Five or More Sacks:

Oct. 12, 2024 - at Kent State (7)

Last 100-Yard Rush Game

Sept. 7, 2024 - Braedon Sloan vs. Missouri State (103 yards, 21 att.)

Last Quarterback to Rush for 100 Yards:

Nov. 25, 2023 -- Kiae Kelly vs. Miami (136 yards, 20 att.)

Last 200-Yard Rush Game:

Nov. 11, 2020 – Caleb Huntley vs. EMU (204 yards, 34 att.)

Last Time Two BSU Rushers Rushed for 100 Yards:

Nov. 25, 2023 – Marquez Cooper (136 yards, 31 att.) and Kiae Kelly (136 yards, 20 att.) vs. Miami

Last Time Two BSU Rushers Rushed for 200 Yards:

Oct. 24, 2009 – MiQuale Lewis at EMU (301 yards, 26 att.) Cory Sykes at EMU (203 yards, 23 att.)

Last Player to Score Three or More Rushing Touchdowns:

Nov. 8, 2022 – Carson Steele at Toledo (9, 38, 34)

Last Player to Score Four or More Rushing Touchdowns:

Sept. 20, 2008 – MiQuale Lewis at Indiana (1, 2, 1, 3)

Last Player to Tally 35 or More Carries in a Game:

Oct. 5, 2019 – Caleb Huntley at NIU (157 yards, 35 att.)

Last Player with 10 or More Receptions in a Game:

Nov. 1, 2022 – Jayshon Jackson at Kent State (10 rec., 102 yards)

Last 100-Yard Receiving Game

Oct. 5, 2024 – Tanner Koziol vs. Western Michigan (102 yards, 9 rec.)

Last 200-Yard Receiving Game:

Sept. 29, 2018 – Riley Miller vs. Kent State (208 yards, 11 rec.)

Last Time Two Receivers Had More Than 100 Receiving Yards:

Nov. 4, 2020 – Justin Hall at Miami (Ohio) (124 yards, 4 rec.) Antwan Davis at Miami (Ohio) (110 yards, 6 rec.)

Last Player to Score Three or More Receiving Touchdowns:

Nov. 29, 2013 – Jamill Smith vs. Miami (Ohio) (10, 10, 6)

Last Player to Score Four Receiving Touchdowns:

Nov. 19, 1977 – Rick Morrison vs. Eastern Mich. (21, 28, 32, 12)

Last 300 Yard Passing Game

Oct. 5, 2024 – Kadin Semonza vs. Western Michigan (307)

Last 400 Yard Passing Game:

Oct. 1, 2022 – John Paddock vs. Northern Illinois (403)

Last Player to Throw Three or More Touchdown Passes:

Oct. 5, 2024 - Kadin Semonza vs. Western Michigan (3)

Last Player to Throw Four or More Touchdown Passes:

Sept. 7, 2024 - Kadin Semonza vs. Missouri State (4)

Last Player to Throw Five or More Touchdown Passes:

Sept. 7, 2019 – Drew Plitt vs. Fordham (6)

Last Player with Five or More Touchdowns Responsible For (Pass & Rush):

Sept. 7, 2024 – Kadin Semonza vs. Missouri State (5: 4 pass, 1 rush)

Last Non-Quarterback to Throw a Touchdown Pass:

Oct. 5, 2024 -- Braedon Sloan to Christian Abney (22 yards)

Last Player to Attempt 40 or More Passes:

Sept. 21, 2024 - Kadin Semonza at Central Michigan (30 of 40)

Last Player to Complete 30 or More Passes:

Sept. 21, 2024 - Kadin Semonza at Central Michigan (30 of 40)

Three Different Players Scored Rushing Touchdowns:

Nov. 18, 2023 - Marquez Cooper, Kiae Kelly (2) and Vaughn Pemberton vs. Kent State

Three Different Players Scored Receiving Touchdowns:

Sept. 7, 2024 – Malcolm Gillie, Tanner Koziol, Qian Magwood and Braedon Sloan vs. Missouri State

Four Different Players Scored Receiving Touchdowns:

Oct. 5, 2024 -- Christian Abney, Drew Hughes, Cam Pickett and Ty Robinson vs. Western Michigan

Sept. 7, 2024 – Malcolm Gillie, Tanner Koziol, Qian Magwood and Braedon Sloan vs. Missouri State

Last Player to Record Two or More Interceptions:

Sept. 17, 2022 - Nic Jones vs. Murray State (2)

Last Player to Record Three Interceptions:

Sept. 13, 2008 – Sean Baker at Akron (3)

Last Player to Force Two or More Fumbles:

Sept. 9, 2017 – Anthony Winbush vs. UAB (2)

Last Player to Recover Two or More Fumbles:

Nov. 7, 2023 – Mikhari Sibblis at Northern Illinois (2)

Last Player to Record Two or More Sacks:

Oct. 12, 2024 – Brandon Berger at Kent State (3)

Last Player to Record 15 or More Tackles:

Oct. 22, 2022 – Cole Pearce vs. Eastern Michigan (15)

Last Player to Record 20 or More Tackles:

Oct. 30, 2004 – Justin Beriault vs. Northern Illinois (21)

Last Interception Returned for a Touchdown:

Dec. 31, 2020 – Antonio Phillips vs. San Jose State (53 yards)

Last Fumble Returned for a Touchdown:

Sept. 16, 2023 – Keionte Newson vs. Indiana State (66 yards; sack and forced fumble by Loren Strickland)

Last Safety:

Nov. 10, 2021 – Hassan Littles at Northern Illinois (blocked punt)

Last Kickoff Returned for a Touchdown:

Oct. 5, 2024 – Malcolm Gillie vs. Western Michigan (97 yards)

Last Punt Returned for a Touchdown:

Nov. 24, 2009 – Charlie Todd vs. Western Michigan (87 yards)

Last Successful Two-Point Conversion:

Dec. 12, 2020 – Drew Plitt pass to Yo'Heinz Tyler vs. WMU

Last Field Goal Made From at Least 50 Yards:

Nov. 11, 2020 – Jacob Lewis vs. Eastern Michigan (51)

Last Player to Make Four or More Field Goals:

Oct. 5, 2019 – Ryan Rimmeler at Northern Illinois (4)

Last Player to Block a Field Goal Attempt:

Dec. 18, 2020 – Jimmy Daw vs. Buffalo

Last Player to Block an Extra Point Attempt:

Sept. 21, 2024 – Darrin Conley at Central Michigan

Last Player to Block a Punt:

Sept. 21, 2024 - Sam Feeney at Central Michigan

Two Kicks Blocked in Same Game:

Sept. 21, 2024 at Central Michigan: punt blocked by Sam Feeney, PAT blocked by Darian Conley

Last Blocked Punt Returned for a Touchdown:

Sept. 10, 2016 – Malik Dunner at Indiana (3 yards; blocked punt by Dedrick Cromartie)

Last Player to Recover an Onside Kick:

Sept. 21, 2019 – Ray Wilborn at NC State



2024-25 Ball St. Football
Game Results
All games

Page 1/1
as of Oct 16, 2024

Team Results

	Date	Opponent		Score	Overall	Conf	Time	Attend
	09/07/2024	Missouri St.	W	42-34	1-0	0-0	3:34	10018
	09/14/2024	at Miami (FL)	L	0-62	1-1	0-0	3:16	51564
*	09/21/2024	at Central Mich.	L	34-37	1-2	0-1	3:20	18011
	09/28/2024	at James Madison	L	7-63	1-3	0-1	3:15	25786
*	10/05/2024	Western Mich.	L	42-45	1-4	0-2	3:22	10342
*	10/12/2024	at Kent St.	W	37-35	2-4	1-2	3:25	7322



2024-25 Ball St. Football
Overall Team Statistics
All games

Page 1/2
as of Oct 16, 2024

Team Statistics

	BSU	OPP
Scoring	162	276
Points per game	27.0	46.0
Points Off Turnovers	28	42
First Downs	127	140
Rushing	44	49
Passing	66	81
Penalty	17	10
Rushing Yardage	661	1124
Yards gained rushing	804	1280
Yards lost rushing	143	156
Rushing attempts	200	191
Average per rush	3.3	5.9
Average per game	110.2	187.3
TDs Rushing	7	14
Passing Yardage	1373	1901
Comp-Att-Int	142-218-7	128-187-2
Average per pass	6.3	10.2
Average per catch	9.7	14.9
Average per game	228.8	316.8
TDs Passing	13	22
Total offense	2034	3025
Total plays	418	378
Average per play	4.9	8.0
Average per game	339.0	504.2
Kick returns: #-Yards	13-313	18-306
Punt returns: #-Yards	6-16	6-49
Int returns: #-Yards	2-6	7-129
Kick return average	24.1	17.0
Punt return average	2.7	8.2
Int return average	3.0	18.4
Fumbles-Lost	8-1	7-3
Penalties-Yards	31-257	34-344
Average per game	42.8	57.3
Punts-Yards	26-1065	15-591
Average per punt	41.0	39.4
Net punt average	37.2	38.3
Kickoffs-Yards	31-1816	45-2702
Average per kick	58.6	60.0
Net kick average	39.4	35.9
Time of possession / game	32:45	27:15
3rd-down conversion	37/91	33/66
3rd-down pct	41%	50%
4rd-down conversion	9/17	4/10





2024-25 Ball St. Football
Overall Team Statistics
All games

Page 2/2
as of Oct 16, 2024

	BSU	OPP
4rd-down pct	53%	40%
Sacks by-Yards	14-100	17-104
Misc Yards	0	0
Touchdowns scored	21	38
Field goals - attempts	5-6	4-5
On-Side kicks	0-1	1-4
Red-zone scores	(16-17) 94%	(22-23) 96%
Red-zone touchdowns	(12-17) 71%	(19-23) 83%
PAT-attempts	(21-21) 100%	(34-37) 92%
2-point conversion-attempts	(0-0) 0%	(1-1) 100%
Attendance	20360	102683
Games / Avg per game	2/10180	4/25671
Neutral site games	-	0/0

Score by Periods

Team	1st	2nd	3rd	4th	OT	TOT
Ball St.	41	31	35	55	0	162
Opponents	60	58	54	104	0	276



2024-25 Ball St. Football
Individual Statistics
All games

Page 1/3
as of Oct 16, 2024

Rushing

Player	gp	att	gain	loss	net	avg	td	lg	avg/g
Braedon Sloan	6	99	429	6	423	4.3	4	40	70.5
Vaughn Pemberton	4	17	96	0	96	5.6	1	41	24.0
Cam Pickett	6	7	54	4	50	7.1	1	19	8.3
Kiael Kelly	6	16	56	16	40	2.5	0	24	6.7
Charlie Spegal	6	10	36	0	36	3.6	0	18	6.0
TJ Horton	2	5	29	3	26	5.2	0	12	13.0
Malcolm Gillie	6	2	12	0	12	6.0	0	12	2.0
Christian Davis	5	9	13	5	8	0.9	0	5	1.6
Isaiah Thacker	6	1	6	0	6	6.0	0	6	1.0
Kadin Semonza	6	31	73	104	-31	-1.0	1	15	-5.2
Team	6	3	0	5	-5	-1.7	0	0	-0.8
Total	6	200	804	143	661	3.3	7	41	110.2
Opponents	6	191	1280	156	1124	5.9	14	76	187.3

Passing

Player	gp	effic	comp-att-int	pct	yds	td	lg	avg/g
Kadin Semonza	6	133.1	138-208-7	66.3	1348	12	72	224.7
Aidan Leffler	2	41.7	2-6-0	33.3	6	0	5	3.0
Kiael Kelly	6	24.9	1-3-0	33.3	-3	0	0	-0.5
Braedon Sloan	6	614.8	1-1-0	100.0	22	1	22	3.7
Total	6	131.3	142-218-7	65.1	1373	13	72	228.8
Opponents	6	190.5	128-187-2	68.4	1901	22	63	316.8

Receiving

Player	gp	no	yds	avg	td	lg	avg/g
Tanner Koziol	6	46	434	9.4	3	33	72.3
Cam Pickett	6	27	231	8.6	1	27	38.5
Braedon Sloan	6	19	222	11.7	1	72	37.0
Qian Magwood	6	16	159	9.9	3	45	26.5
Malcolm Gillie	6	12	180	15.0	2	41	30.0
Ty Robinson	3	5	69	13.8	1	21	23.0
Dahya Patel	6	4	50	12.5	0	19	8.3
Kiael Kelly	6	3	-22	-7.3	0	6	-3.7
Vaughn Pemberton	4	3	1	0.3	0	3	0.3
Christian Abney	6	2	33	16.5	1	22	5.5
Tyce Ferrell	6	1	5	5.0	0	5	0.8
Drew Hughes	6	1	2	2.0	1	2	0.3
Nick Munson	5	1	-3	-3.0	0	0	-0.6
Maximus Webster	1	1	9	9.0	0	9	9.0
Christian Davis	5	1	3	3.0	0	3	0.6
Total	6	142	1373	9.7	13	72	228.8
Opponents	6	128	1901	14.9	22	63	316.8

Punt Returns

Player	no.	yds	avg	td	lg
Qian Magwood	6	16	2.7	0	12
Total	6	16	2.7	0	12
Opponents	6	49	8.2	0	19

Interceptions

Player	no.	yds	avg	td	lg
Joey Stemler	1	4	4.0	0	4
Willizhuan Yates	1	2	2.0	0	2
Total	2	6	3.0	0	4
Opponents	7	129	18.4	2	59

Kick Returns

Player	no.	yds	avg	td	lg
Malcolm Gillie	8	268	33.5	1	97
Nick Munson	4	45	11.3	0	17
DD Snyder II	1	0	0.0	0	0
Total	13	313	24.1	1	97
Opponents	18	306	17.0	0	36

Fumble Returns

Player	no.	yds	avg	td	lg
Jordan Coleman	2	0	0.0	0	0
Nick Munson	1	0	0.0	0	0
Total	3	0	0.0	0	0
Opponents	1	0	0.0	0	0



2024-25 Ball St. Football
Individual Statistics
All games

Scoring

Player	td	fg	PAT				d xp	saf	pts
			kick	rush	rcv	pass			
Braedon Sloan	5	-	-	-	-	-	-	30	
Jackson Courville	-	3-4	16-16	-	-	-	-	25	
Tanner Koziol	3	-	-	-	-	-	-	18	
Qian Magwood	3	-	-	-	-	-	-	18	
Malcolm Gillie	3	-	-	-	-	-	-	18	
Cam Pickett	2	-	-	-	-	-	-	12	
Carson Holmer	-	2-2	5-5	-	-	-	-	11	
Ty Robinson	1	-	-	-	-	-	-	6	
Drew Hughes	1	-	-	-	-	-	-	6	
Vaughn Pemberton	1	-	-	-	-	-	-	6	
Christian Abney	1	-	-	-	-	-	-	6	
Kadin Semonza	1	-	-	-	-	-	-	6	
Total	21	5-6	21-21	0	0	0	0	162	
Opponents	38	4-5	34-37	1	0	0	0	276	

Total Offense

Player	g	plays	rush	pass	total	avg/g
Kadin Semonza	6	239	-31	1348	1317	219.5
Braedon Sloan	6	100	423	22	445	74.2
Vaughn Pemberton	4	17	96	0	96	24.0
Cam Pickett	6	7	50	0	50	8.3
Kiael Kelly	6	19	40	-3	37	6.2
Charlie Spegal	6	10	36	0	36	6.0
TJ Horton	2	5	26	0	26	13.0
Malcolm Gillie	6	2	12	0	12	2.0
Christian Davis	5	9	8	0	8	1.6
Aidan Leffler	2	6	0	6	6	3.0
Isaiah Thacker	6	1	6	0	6	1.0
Team	6	0	-5	0	-5	-0.8
Total	6	418	661	1373	2034	339.0
Opponents	6	378	1124	1901	3025	504.2

Field Goals

Player	fg	pct.	01-19	20-29	30-39	40-49	50-99	lg	blk
Jackson Courville	3-4	75.0	0-0	0-0	3-4	0-0	0-0	38	0
Carson Holmer	2-2	100.0	0-0	0-0	1-1	1-1	0-0	40	0
Opponents	4-5	80.0	0-0	0-0	4-4	0-1	0-0	39	0

Punting

Player	no.	yds	avg	lg	tb	fc	20	50+	blk
Brian Cooley	24	1012	42.2	56	3	8	8	1	0
Kadin Semonza	2	53	26.5	38	0	0	1	0	0
Total	26	1065	41.0	56	3	8	9	1	0
Opponents	15	591	39.4	60	0	1	4	3	1

FG Sequence

Team Name	Ball St.	Opponents
Central Mich.	(31),(40)	(33)
Kent St.	(34),(35),(38)	45
Missouri St.	38	
Western Mich.		(39)
Miami (FL)		(30),(32)

Kickoffs

Player	no.	yds	avg	tb	ob	retn	net	ydln
Carson Holmer	24	1395	58.1	5	1			
Jackson Courville	7	421	60.1	3	0			
Total	31	1816	58.6	8	1	18	39.4	25
Opponents	45	2702	60.0	27	1	13	35.9	29

Numbers in (parentheses) indicate field goal was made





2024-25 Ball St. Football
Individual Statistics
All games

Page 3/3
as of Oct 16, 2024

All Purpose

Player	g	rush	rcv	pr	kr	ir	total	avg/g
Braedon Sloan	6	423	222	0	0	0	645	107.5
Malcolm Gillie	6	12	180	0	268	0	460	76.7
Tanner Koziol	6	0	434	0	0	0	434	72.3
Cam Pickett	6	50	231	0	0	0	281	46.8
Qian Magwood	6	0	159	16	0	0	175	29.2
Vaughn Pemberton	4	96	1	0	0	0	97	24.3
Ty Robinson	3	0	69	0	0	0	69	23.0
Dahya Patel	6	0	50	0	0	0	50	8.3
Nick Munson	5	0	-3	0	45	0	42	8.4
Charlie Spegal	6	36	0	0	0	0	36	6.0
Christian Abney	6	0	33	0	0	0	33	5.5
TJ Horton	2	26	0	0	0	0	26	13.0
Kiael Kelly	6	40	-22	0	0	0	18	3.0
Christian Davis	5	8	3	0	0	0	11	2.2
Maximus Webster	1	0	9	0	0	0	9	9.0
Isaiah Thacker	6	6	0	0	0	0	6	1.0
Tyce Ferrell	6	0	5	0	0	0	5	0.8
Joey Stemler	5	0	0	0	0	4	4	0.8
Drew Hughes	6	0	2	0	0	0	2	0.3
Willizhuan Yates	5	0	0	0	0	2	2	0.4
Kadin Semonza	6	-31	0	0	0	0	-31	-5.2
Team	6	-5	0	0	0	0	-5	-0.8
Total	6	661	1373	16	313	6	2369	394.8
Opponents	6	1124	1901	49	306	129	3509	584.8



2024-25 Ball St. Football
Overall Defense Statistics
All games

Team Defense

##	Player	gp	Tackles				Sacks	Pass defense			Fumbles		blkd	
			ua	a	tot	tfl/yds		no-yds	int-yds	brup	qbh	fr-yds	ff	kick
9	Keionte Newson	6	21	13	34	3-4	.	.	2	3
40	Riley Tolsma	6	14	12	26	3.5-25	2.5-24	.	.	2
10	George Udo	6	13	12	25	1.5-3	0.5-2	.	.	1	.	1	.	.
21	Joey Stemler	5	11	14	25	3.5-9	1.5-2	1-4	.	4
3	DD Snyder II	5	15	8	23	0.5-3	.	.	1	.	.	1	.	.
26	Myles Norwood	6	13	10	23	1-6	.	.	5
13	Brandon Berger	6	12	6	18	6.5-37	4-26	.	.	5
4	Jordan Coleman	6	11	6	17	.	.	.	2	.	2-0	.	.	.
22	Jack Beebe	6	5	12	17	0.5-4
57	Nathan Reichert	6	3	12	15	1-8	0.5-6	1	.	.
18	Jackson Wiegold	6	9	5	14	1-7	.	.	2
12	Thailand Baldwin	4	10	3	13	1.5-12
33	Darin Conley	6	8	4	12	3-17	2-15	1	.
25	Elijah Davis	3	9	2	11	1	.	.
6	Caden Johnson	6	4	4	8
41	Ben Marsh	6	3	4	7	0.5-3
20	Willizhuan Yates	5	5	2	7	.	.	1-2	1
99	Dakari Frazier	4	3	3	6	1-2
30	Jalon Jones	4	3	3	6
28	Blair Schonhorst	5	4	2	6	1	.	.
90	L'Cier Luter	3	1	5	6	.	.	.	1
47	Drew Hughes	6	3	3	6
15	Eric McClain	2	4	1	5
48	Sam Feeney	6	5	.	5	3-25	3-25	1	1	.
58	Khalib Gilmore	5	2	2	4	.	.	.	2
34	DJ Fields	6	.	3	3
43	Danny Royster	4	1	1	2	1-1
88	Ky Montgomery	4	.	2	2
59	Jackson Constantine	2	1	1	2
16	AJ Taylor	2	2	.	2	.	.	.	1
45	Cole Earlewine	3	2	.	2
53	Tucker Dunn	6	.	1	1	.	.	.	1
98	Carson Holmer	5	.	1	1
93	Scott Hudson	4	.	1	1	.	.	.	1
14	Braedon Sloan	6	1	.	1
11	Isaiah Thacker	6	.	1	1
77	Taran Tyo	6	1	.	1
31	DeJuan Echoles Jr.	3	.	1	1
0	Nick Munson	5	1-0	.	.	.
Totals		6	199	160	359	32-166	14-100	2-6	16	17	3-0	6	2	0
Opponents		6	226	190	416	39-154	17-104	7-129	26	16	1-0	3	0	0



GAME-BY-GAME PASSING

» KADIN SEMONZA

Opponent	Comp	Att	Int	Pct	Yds	TD	Lg	Sk-Yds
Missouri State	28	39	1	72.0	262	4	41	3-13
at Miami (FL)	16	26	1	61.5	111	0	20	4-24
at Central Michigan	30	40	0	75.0	285	3	45	2-14
at James Madison	22	35	3	62.9	168	1	26	5-34
Western Michigan	21	34	2	61.8	307	3	72	2-13
at Kent State	21	35	0	60.0	215	1	31	1-6
at Vanderbilt								
Northern Illinois								
Miami (OH)								
at Buffalo								
Bowling Green								
at Ohio								
Totals	138	209	7	66.0	1,348	12	72	17-104

» KIAEL KELLY

Opponent	Comp	Att	Int	Pct	Yds	TD	Lg	Sk-Yds
Missouri State	--	--	--	--	--	--	--	--
at Miami (FL)	1	2	0	50.0	-3	0	0	0-0
at Central Michigan	--	--	--	--	--	--	--	--
at James Madison	0	1	0	0.0	0	0	0	0-0
Western Michigan	--	--	--	--	--	--	--	--
at Kent State	--	--	--	--	--	--	--	--
at Vanderbilt								
Northern Illinois								
Miami (OH)								
at Buffalo								
Bowling Green								
at Ohio								
Totals	1	3	0	33.3	-3	0	0	0-0

» AIDAN LEFFLER

Opponent	Comp	Att	Int	Pct	Yds	TD	Lg	Sk-Yds
Missouri State	DNP							
at Miami (FL)	1	4	0	25.0	1	0	1	0-0
at Central Michigan	DNP							
at James Madison	1	2	0	50.0	5	0	5	0-0
Western Michigan	DNP							
at Kent State	DNP							
at Vanderbilt								
Northern Illinois								
Miami (OH)								
at Buffalo								
Bowling Green								
at Ohio								
Totals	2	6	0	33.3	6	0	5	0-0

» BRAEDON SLOAN

Opponent	Comp	Att	Int	Pct	Yds	TD	Lg	Sk-Yds
Missouri State	--	--	--	--	--	--	--	--
at Miami (FL)	--	--	--	--	--	--	--	--
at Central Michigan	--	--	--	--	--	--	--	--
at James Madison	--	--	--	--	--	--	--	--
Western Michigan	1	1	0	100.0	22	1	22	0-0
at Kent State	--	--	--	--	--	--	--	--
at Vanderbilt								
Northern Illinois								
Miami (OH)								
at Buffalo								
Bowling Green								
at Ohio								
Totals	1	1	0	100.0	22	1	22	0-0

GAME-BY-GAME RUSHING

Player	No-Yds/TD	MSU	MIAMI	CMU	JMU	WMU	KSU	VAN	NIU	MIAMI	BUF	BG	OU
Braedon Sloan	99-423/4	21-103/1	5-13/0	19-94/1	14-72/0	18-65/0	22-76/2						
Vaughn Pemberton	14-96/1	6-22/0	3-11/0	3-11/0	DNP	DNP	5-52/1						
Cam Pickett	7-50/0	2-10/0	--	--	1-6/0	1-4/0	3-30/0						
Kiael Kelly	15-40/0	1-(1)/0	2-(1)/0	6-28/0	3-6/0	2-(5)/0	1-7/0						
Charlie Spegal	10-36/0	--	3-9/0	DNP	2-6/0	1-0/0	4-21/0						
TJ Horton	5-26/0	3-20/0	DNP	DNP	2-6/0	DNP	DNP						
Malcolm Gillie	2-12/0	--	--	2-12/0	--	--	--						
Christian Davis	7-4/0	DNP	3-2/0	--	4-2/0	--	--						
Kadin Semonza	31-(31)/1	6-16/1	4-(24)/0	5-(7)/0	6-(27)/0	7-5/0	3-6/0						

GAME-BY-GAME RECEIVING

Player	No-Yds/TD	MSU	MIAMI	CMU	JMU	WMU	KSU	VAN	NIU	MIAMI	BUF	BG	OU
Tanner Koziol	46-434/3	6-60/1	5-39/0	9-112/1	9-78/1	9-102/0	8-43/0						
Cam Pickett	27-231/0	7-69/0	2-8/0	5-28/0	8-53/0	1-27/0	4-46/0						
Braedon Sloan	19-222/1	6-46/1	4-41/0	3-18/0	1-6/0	3-90/0	2-21/0						
Malcolm Gillie	12-180/2	5-63/1	--	4-52/1	1-4/0	0-0/0	2-61/0						
Qian Magwood	16-159/3	2-20/1	3-4/0	6-98/1	1-(1)/0	2-24/0	2-14/1						
Ty Robinson	5-69/1	--	--	--	--	3-44/1	2-25/0						
Dahya Patel	4-50/0	--	0-0/0	--	3-33/0	1-17/0	0-0/0						
Christian Abney	2-33/1	--	1-11/0	0-0/0	0-0/0	1-22/1	--						
Maximus Webster	1-9/0	1-9/0	DNP	DNP	DNP	DNP	DNP						
Tyce Ferrell	1-5/0	--	--	--	--	--	1-5/0						
Drew Hughes	1-2/1	--	--	--	--	--	--						
Vaughn Pemberton	3-1/0	1-(5)/0	1-3/0	1-3/0	DNP	DNP	0-0/0						
Isaiah Thacker	0-0/0	0-0/0	0-0/0	--	--	--	--						
George Udo	0-0/0	--	0-0/0	--	--	--	--						
Nick Munson	1-(2)/0	--	1-(2)/0	--	--	--	--						
Kiael Kelly	3-(22)/0	--	1-6/0	1-(29)/0	0-0/0	1-1/0	--						

DNP denotes did not play; 0-0/0 denotes targets with no catches; --- denotes no targets

GAME-BY-GAME TACKLES

Player	UA-A	TOT	MSU	MIAMI	CMU	JMU	WMU	KSU	VAN	NIU	MIAMI	BUF	BG	OU
Keionte Newson	22-12	34	6	5	5	3	11	4						
Riley Tolsma	12-15	27	4	2	2	3	7	9						
George Udo	13-12	25	2	3	5	3	6	6						
Joey Stemler	11-14	25	7	1	1	DNP	8	8						
Myles Norwood	11-12	23	4	4	5	4	4	2						
DD Snyder	15-8	23	5	6	DNP	3	7	2						
Brandon Berger	12-7	19	2	2	3	4	4	4						
Jordan Coleman	11-7	18	1	4	3	2	5	3						
Jack Beebe	5-12	17	3	2	1	3	5	3						
Nathan Reichert	3-12	15	4	1	1	1	5	3						
Jackson Wiegold	9-5	14	1	--	3	8	--	2						
Thailand Baldwin	8-5	13	3	2	3	5	DNP	DNP						
Darin Conley	8-4	12	2	3	4	--	1	2						
Elijah Davis	9-2	11	DNP	6	5	--	DNP	DNP						
Caden Johnson	4-4	8	1	4	2	--	1	--						
Willizhuan Yates	5-2	7	--	--	--	DNP	5	2						
Ben Marsh	1-6	7	2	2	--	2	--	1						
Blair Schonhorst	2-4	6	DNP	2	--	--	4	--						
Jalon Jones	3-3	6	--	6	--	--	DNP	DNP						
L'Cier Luter	1-5	6	DNP	2	1	3	DNP	DNP						
Dakari Frazier	1-5	6	1	--	2	3	DNP	DNP						
Drew Hughes	3-3	6	--	--	--	3	2	1						
Sam Feeney	5-0	5	1	--	--	2	--	2						
Eric McClain	4-1	5	DNP	DNP	DNP	DNP	1	4						
Khalib Gilmore	2-2	4	--	3	1	--	--	DNP						
DJ Fields	0-3	3	--	1	1	--	1	--						
Cole Earlewine	0-2	2	--	2	DNP	--	--	DNP						
Danny Royster	1-1	2	--	2	--	--	DNP	DNP						
Jackson Constantine	1-1	2	DNP	2	DNP	DNP	DNP	DNP						
AJ Taylor	2-0	2	1	--	1	DNP	DNP	DNP						
Ky Montgomery	1-1	2	DNP	1	--	1	--	DNP						
DeJuan Echoles Jr.	0-1	1	--	1	DNP	--	DNP	DNP						
Isaiah Thacker	0-1	1	--	--	1	--	--	--						
Braedon Sloan	1-0	1	--	1	--	--	--	--						
Taran Tyo	1-0	1	--	--	--	1	--	--						
Carson Holmer	0-1	1	--	--	--	1	--	--						
Tucker Dunn	0-1	1	--	--	--	1	--	--						
Scott Hudson	0-1	1	--	--	--	1	--	--						

GAME-BY-GAME TACKLES FOR LOSS

Player	UA-A	TOT	MSU	MIAMI	CMU	JMU	WMU	KSU	VAN	NIU	MIAMI	BUF	BG	OU
Brandon Berger	6-1	6.5-37	--	1.0-1	2.0-12	--	0.5-4	3.0-20						
Riley Tolsma	3-1	3.5-17	0.5-5	--	--	1.0-4	1.0-7	1.0-1						
Joey Stemler	2-3	3.5-9	0.5-2	--	0.5-2	DNP	--	2.5-5						
Sam Feeney	3-0	3.0-25	--	--	--	2.0-17	--	1.0-8						
Darin Conley	3-0	3.0-17	--	--	1.0-2	--	1.0-10	1.0-5						
Keionte Newson	3-0	3.0-4	2.0-3	--	1.0-1	--	--	--						
Thailand Baldwin	1-1	1.5-12	--	--	1.5-12	--	DNP	DNP						
George Udo	1-1	1.5-3	--	--	1.0-1	--	--	0.5-2						
Nathan Reichert	0-2	1.0-8	1.0-8	--	--	--	--	--						
Jackson Wiegold	1-0	1.0-7	--	--	1.0-7	--	--	--						
Myles Norwood	1-0	1.0-6	1.0-6	--	--	--	--	--						
Dakari Frazier	1-0	1.0-2	1.0-2	--	--	--	DNP	DNP						
Danny Royster	1-0	1.0-1	--	1.0-1	--	--	DNP	DNP						
DD Snyder	0-1	0.5-3	0.5-3	--	DNP	--	--	--						
Ben Marsh	0-1	0.5-3	0.5-3	--	--	--	--	--						

GAME-BY-GAME SACKS

Player	UA-A	TOT	MSU	MIAMI	CMU	JMU	WMU	KSU	VAN	NIU	MIAMI	BUF	BG	OU
Brandon Berger	4-0	4.0-26	--	--	1.0-6	--	--	3.0-20						
Sam Feeney	3-0	3.0-25	--	--	--	2.0-17	--	1.0-8						
Riley Tolsma	2-1	2.5-16	0.5-5	--	--	1.0-4	1.0-7	--						
Darin Conley	2-0	2.0-15	--	--	--	--	1.0-10	1.0-5						
Joey Stemler	1-1	1.5-2	--	--	--	DNP	--	1.5-2						
Nathan Reichert	0-1	0.5-5	0.5-5	--	--	--	--	--						
George Udo	0-1	0.5-2	--	--	--	--	--	0.5-2						

GAME-BY-GAME INTERCEPTION RETURNS

Player	No-Yds	MSU	MIAMI	CMU	JMU	WMU	KSU	VAN	NIU	MIAMI	BUF	BG	OU
Joey Stemler	1-4	1-4	--	--	DNP	--	--						
Willizhuan Yates	1-2	--	--	--	DNP	--	1-2						

GAME-BY-GAME FUMBLE RETURNS

Player	No-Yds	MSU	MIAMI	CMU	JMU	WMU	KSU	VAN	NIU	MIAMI	BUF	BG	OU
Jordan Coleman	2-0	--	--	1-0	--	1-0	--						
Nick Munson	1-0	1-0	--	--	--	--	--						

GAME-BY-GAME PUNT RETURNS

Player	No-Yds	MSU	MIAMI	CMU	JMU	WMU	KSU	VAN	NIU	MIAMI	BUF	BG	OU
Qian Magwood	6-16	3-16	1-0	1-0	--	--	1-0						
Sam Feeney	1-3	--	--	1-3	--	--	--						

GAME-BY-GAME KICKOFF RETURNS

Player	No-Yds	MSU	MIAMI	CMU	JMU	WMU	KSU	VAN	NIU	MIAMI	BUF	BG	OU
Malcolm Gillie	8-268	1-46	2-35	--	--	3-143	2-44						
Nick Munson	4-45	--	--	--	--	4-45	--						
DD Snyder	1-0	1-0	--	--	--	--	--						

GAME-BY-GAME PUNTING

Player	No-Yds	MSU	MIAMI	CMU	JMU	WMU	KSU	VAN	NIU	MIAMI	BUF	BG	OU
Brian Cooley Jr.	22-926	3-127	10-444	4-148	--	2-80	3-127						
Sequence -- MSU (42.3/1 In20): (40), <u>45</u> , <u>42</u> MIAMI (44/4 In20): (45), 37, (41), (48), 49, 39, (56), <u>46</u> , 39, <u>44</u> CMU (37/0 In20): 38, 26, <u>40</u> , <u>44</u> JMU -- WMU (40/1 In20): (43), 37													
KSU (42.3/3 In20): (48), (39), (40)													
Kadin Semonza	2-53	--	--	--	1-38	--	1-15						
Sequence -- MSU -- MIAMI -- CMU -- JMU (38/1 In20): 38 WMU -- KSU (15/0 In20): 15													

Punts of at least 40 yards are underlined; game average and punts downed inside 20-yard line in parenthesis

GAME-BY-GAME FIELD GOALS

Player	FGM-A	Pct	18-29	30-39	40-49	50-59	Lg	Blk
Jackson Courville	3-4	75.0	0-0	3-4	0-0	0-0	28	---
Sequence -- MSU: 38 MIAMI: DNP CMU: DNP JMU: DNP WMU: -- KSU: (34), (35), (38)								
Carson Homer	2-2	100.0	0-0	1-1	1-1	0-0	40	---
Sequence -- MSU: DNP MIAMI: -- CMU: (31), (40) JMU: -- WMU: -- KSU: --								

Numbers in (parentheses) indicate field goal was made

BALL STATE AND OPPONENT GAME-BY-GAME TEAM STATISTICS

Opponent	RUSHING				RECEIVING				PASSING			TOT OFF	KICK RETURNS				PUNT RETURNS				3RD DOWN	PEN	TURNOVERS				
	No.	Yds	TD	Lg	No.	Yds	TD	Lg	Cmp	Att	Int		Yds	TD	Lg	No.	Yds	TD	Lg	No				Yds	TD	Lg	No-Atts
Ball State	41	173	2	41	28	262	4	41	28	39	1	262	4	41	435	2	46	0	46	3	16	0	12	12-19	7-52	0-1-1 / +1	
Missouri State	23	62	2	16	19	258	2	57	19	32	1	258	2	57	320	4	45	0	20	2	1	0	2	3-10	4-35	1-1-2 / -1	
Ball State	20	6	0	8	18	109	0	20	18	32	1	109	0	20	115	2	35	0	19	1	0	0	0	1-12	3-15	0-1-1 / -1	
at Miami (FL)	31	243	2	56	30	507	6	40	30	40	0	507	6	40	750	1	26	0	26	3	29	0	16	7-11	8-85	0-0-0 / +1	
Ball State	37	146	1	24	30	285	3	45	30	40	0	285	3	45	431	0	0	0	0	2	3	0	3	5-15	5-55	0-0-0 / +1	
at Central Michigan	33	335	3	76	15	192	2	36	15	21	0	192	2	36	527	3	21	0	12	0	0	0	0	3-9	3-35	1-0-0 / -1	
Ball State	33	77	0	18	23	173	1	26	23	38	3	173	1	26	250	0	0	0	0	0	0	0	0	7-16	3-20	0-3-3 / -3	
at James Madison	34	236	3	37	21	286	5	30	21	29	0	286	5	30	522	1	34	0	34	1	19	0	19	9-10	4-45	0-0-0 / +3	
Ball State	30	68	1	11	22	329	4	72	22	35	2	329	4	72	397	7	188	1	97	0	0	0	0	7-13	6-45	1-2-3 / -2	
Western Michigan	40	197	3	57	26	624	3	43	26	29	0	624	3	43	461	2	46	0	27	0	0	0	0	6-13	7-84	1-0-1 / +2	
Ball State	39	191	3	41	21	215	1	31	21	35	0	215	1	31	406	2	44	0	24	1	0	0	0	5-16	7-70	0-0-0 / +1	
at Kent State	30	67	1	24	17	394	4	63	17	36	1	394	4	63	461	7	123	0	36	0	0	0	0	5-14	9-66	0-1-1 / -1	
Ball State																											
at Vanderbilt																											
Ball State																											
Northern Illinois																											
Ball State																											
Miami (OH)																											
Ball State																											
at Buffalo																											
Ball State																											
Bowling Green																											
Ball State																											
at Ohio																											

THIS AND THAT

OPPONENT	TIME	TV	ATTND	HALF	FINAL	COIN TOSS	KICK/RECEIVE	1ST BSU POSSESSION	1ST OPP POSSESSION	UNIFORM COMBOS		
										HELMET	JERSEY	PANTS
Missouri State	3:34	ESPN+	10,018	7-7	BSU 42-34	Lost	Receive	Punt	Punt	White	Black	White
at Miami (FL)	3:16	ACCN	51,564	MIAMI 31-0	MIAMI 62-0	Lost	Receive	Punt	Field Goal	White	White	White
at Central Michigan	3:19	ESPN+	18,011	CMU 23-17	CMU 37-34	Won	Kick	Field Goal	Punt	Black	White	Black
at James Madison	3:15	ESPN+	25,786	JMU 29-7	JMU 63-7	Won	Kick	Interception	Touchdown	White	White	Red
Western Michigan	3:21	ESPN+	10,342	21-21	WMU 45-42	Won	Receive	Punt	Touchdown	White	Black	White
at Kent State	3:24	ESPN+	7,322	BSU 20-7	BSU 37-35	Won	Kick	Touchdown	Interception	White	White	Black
at Vanderbilt												
Northern Illinois												
Miami (OH)												
at Buffalo												
Bowling Green												
at Ohio												

GAME-BY-GAME OFFENSIVE STARTERS

	LT	LG	C	RG	RT	WR	WR	WR/TE/QB/RB	TE	RB	QB
Missouri State	Kaylor	Mucciolo	Crowe	Meeder	Tyo	Robinson	Magwood	Pickett	Abney	Sloan	Semonza
at Miami (FL)	Kaylor	Mucciolo	Crowe	Meeder	Tyo	Gillie	Pickett	Spegal	Koziol	Pemberton	Semonza
at Central Michigan	Kaylor	Mucciolo	Crowe	Meeder	Tyo	Gillie	Thacker	Pemberton	Abney	Sloan	Semonza
at James Madison	Kaylor	Mucciolo	Crowe	Meeder	Tyo	Gillie	Pickett	Abney	Koziol	Sloan	Semonza
Western Michigan	Hood	Mucciolo	Crowe	Meeder	Tyo	Gillie	Pickett	Kelly	Koziol	Sloan	Semonza
at Kent State	Hood	Mucciolo	Crowe	Meeder	Tyo	Gillie	Pickett	Ferrell	Abney	Sloan	Kelly
at Vanderbilt											
Northern Illinois											
Miami (OH)											
at Buffalo											
Bowling Green											
at Ohio											

GAME-BY-GAME DEFENSIVE STARTERS

	DE	NT	DE	EDGE	LB	LB	LB/NICKEL/SNIPER	CB	S	S	CB
Missouri State	Tolsma	Hughes	Frazier	Berger	Stemler	Newson	Udo	Norwood	Coleman	Snyder	Baldwin
at Miami (FL)	Tolsma	Hughes	Frazier	Berger	Stemler	Newson	Udo	Norwood	Coleman	Snyder	Baldwin
at Central Michigan	Tolsma	Recihert	Frazier	Berger	Stemler	Newson	Udo	Norwood	Coleman	Davis	Baldwin
at James Madison	Tolsma	Hughes	Reichert	Berger	Wiegold	Newson	Udo	Norwood	Coleman	Snyder	Baldwin
Western Michigan	Tolsma	Hughes	Reichert	Berger	Stemler	Newson	Udo	Norwood	Coleman	Snyder	Schonhorst
at Kent State	Tolsma	Hughes	Reichert	Berger	Stemler	Newson	Udo	McClain	Coleman	Snyder	Yates
at Vanderbilt											
Northern Illinois											
Miami (OH)											
at Buffalo											
Bowling Green											
at Ohio											

TURNOVER CHART

Opponent	– Turnovers Gained –			– Points Off TO Gained –			– Turnovers Lost –			– Points Off TO Lost –			+/-
	Fum	Int	Total	TD	FG	Points	Fum	Int	Total	TD	FG	Points	
Missouri State	1	1	2	2	0	14	0	1	1	1	0	7	+1
at Miami (FL)	0	0	0	0	0	0	0	1	1	1	0	7	-1
at Central Michigan	1	0	1	0	0	0	0	0	0	0	0	0	+1
at James Madison	0	0	0	0	0	0	0	3	3	2	0	14	-3
Western Michigan	1	0	1	1	0	7	1	2	3	2	0	14	-2
at Kent State	0	1	1	1	0	7	0	0	0	0	0	0	+1
at Vanderbilt													
Northern Illinois													
Miami (OH)													
at Buffalo													
Bowling Green													
at Ohio													
Totals	3	2	5	4	0	28	1	7	8	6	0	42	-3

IN THE RED ZONE – BALL STATE

	No.	TD	FG	Failed	Pct.
Missouri State	5	4	0	1	80.0
at Miami (FL)	0	0	0	0	-
at Central Michigan	3	2	1	0	100.0
at James Madison	1	1	0	0	100.0
Western Michigan	2	2	0	0	100.0
at Kent State	6	3	3	0	100.0
at Vanderbilt					
Northern Illinois					
Miami (OH)					
at Buffalo					
Bowling Green					
at Ohio					
Totals	17	12	4	1	94.1

BALL STATE BIG PLAYS (25+ yards)

Yards	Play	Opp.	Qtr	TD
97	M. Gillie kickoff return	Western Michigan	1st	TD
72	B. Sloan reception	Western Michigan	1st	--
46	M. Gillie kickoff return	Missouri State	4th	--
45	Q. Magwood reception	Central Michigan	4th	--
41	V. Pemberton run	Kent State	4th	TD
41	M. Gillie reception	Missouri State	3rd	TD
40	B. Sloan run	Missouri State	4th	TD
31	M. Gillie reception	Kent State	2nd	--
30	M. Gillie reception	Kent State	4th	--
27	C. Pickett reception	Western Michigan	4th	TD
26	T. Koziol reception	James Madison	1st	--

IN THE RED ZONE – OPPONENT

	No.	TD	FG	Failed	Pct.
Missouri State	3	3	0	0	100.0
at Miami (FL)	5	2	2	1	80.0
at Central Michigan	6	5	1	0	100.0
at James Madison	4	4	0	0	100.0
Western Michigan	3	2	0	1	66.7
at Kent State	2	2	0	0	100.0
at Vanderbilt					
Northern Illinois					
Miami (OH)					
at Buffalo					
Bowling Green					
at Ohio					
Totals	23	18	3	2	91.3

DRIVE CHARTS – BALL STATE

VS MISSOURI STATE

TEAM	QTR	START	RESULT	PLAYS	YARDS	T.O.P.
Ball State	1	15:00	Punt	7	21	4:23
Ball State	1	8:27	Interception	5	34	2:28
Ball State	1	5:59	Missed field goal	12	54	6:03
Ball State	2	14:29	Touchdown	9	57	5:10
Ball State	2	6:46	Downs	7	18	3:44
Ball State	2	1:44	Punt	5	23	1:39
Ball State	3	13:37	Punt	3	5	1:25
Ball State	3	11:50	Downs	5	13	2:17
Ball State	3	5:50	Touchdown	7	75	3:19
Ball State	3	2:27	Touchdown	5	27	2:32
Ball State	4	13:37	Touchdown	6	41	1:48
Ball State	4	9:26	Touchdown	6	47	2:23
Ball State	4	1:56	Touchdown	3	46	0:56
Ball State	4	0:11	End of half	1	-1	0:11

AT MIAMI

TEAM	QTR	START	RESULT	PLAYS	YARDS	T.O.P.
Ball State	1	15:00	Punt	5	13	3:35
Ball State	1	6:10	Punt	3	7	2:11
Ball State	1	1:25	Punt	7	27	3:45
Ball State	2	10:35	Punt	5	9	2:58
Ball State	2	4:46	Downs	6	28	2:37
Ball State	2	1:54	Interception	2	0	0:11
Ball State	2	1:30	Punt	6	26	1:26
Ball State	3	12:26	Punt	3	4	2:08
Ball State	3	3:24	Punt	6	15	3:12
Ball State	4	14:43	Punt	3	-4	1:43
Ball State	4	11:46	Punt	3	-4	0:56
Ball State	4	6:40	Punt	3	9	2:08

AT CENTRAL MICHIGAN

TEAM	QTR	START	RESULT	PLAYS	YARDS	T.O.P.
Ball State	1	11:44	Field goal	10	53	4:23
Ball State	1	4:03	Touchdown	7	63	3:26
Ball State	2	13:28	Downs	4	9	2:10
Ball State	2	10:00	Punt	5	37	2:50
Ball State	2	5:37	Punt	3	-10	2:05
Ball State	2	1:43	Touchdown	9	75	1:23
Ball State	3	15:00	Touchdown	11	75	6:04
Ball State	3	6:48	Punt	11	26	6:54
Ball State	4	12:44	Field goal	8	38	4:05
Ball State	4	5:02	Punt	3	-8	4:05
Ball State	4	1:59	Touchdown	5	97	1:06
Ball State	4	00:16	End of half	3	-19	0:16

AT JAMES MADISON

TEAM	QTR	START	RESULT	PLAYS	YARDS	T.O.P.
Ball State	1	10:15	Interception	4	28	1:57
Ball State	1	6:54	Touchdown	7	75	3:20
Ball State	1	1:51	Downs	17	34	7:59
Ball State	2	4:20	Interception	11	43	3:47
Ball State	3	15:00	Interception	3	4	1:02
Ball State	3	13:58	Downs	8	30	2:54
Ball State	3	9:45	Downs	4	8	1:44
Ball State	3	7:19	Punt	11	31	7:11
Ball State	4	10:55	Punt	3	8	1:34
Ball State	4	2:40	Punt	3	9	2:13

VS WESTERN MICHIGAN

TEAM	QTR	START	RESULT	PLAYS	YARDS	T.O.P.
Ball State	1	14:54	Punt	5	18	1:57
Ball State	1	8:33	Fumble	1	-5	0:09
Ball State	1	6:32	Touchdown	4	95	1:30
Ball State	1	4:04	Touchdown	15	83	9:10
Ball State	2	4:31	Downs	11	49	3:42
Ball State	3	12:05	Touchdown	5	66	2:15
Ball State	3	9:44	Touchdown	4	28	1:52
Ball State	3	0:13	Interception	3	6	0:57
Ball State	4	13:14	Punt	3	-5	1:59
Ball State	4	7:43	Interception	6	26	1:47
Ball State	4	3:07	Touchdown	8	85	1:20

DRIVE CHARTS – OPPONENT

VS MISSOURI STATE

TEAM	QTR	START	RESULT	PLAYS	YARDS	T.O.P.
Missouri State	1	10:37	Punt	4	37	2:10
Missouri State	2	14:56	Punt	3	0	0:27
Missouri State	2	9:19	Punt	4	23	2:33
Missouri State	2	3:02	Punt	3	7	1:18
Missouri State	2	00:05	End of half	1	6	0:05
Missouri State	3	14:56	Punt	3	-7	1:19
Missouri State	3	12:12	Punt	3	0	0:22
Missouri State	3	09:33	Touchdown	9	47	3:43
Missouri State	4	14:55	Interception	3	13	1:18
Missouri State	4	11:44	Touchdown	5	83	2:09
Missouri State	4	06:55	Touchdown	12	78	5:13
Missouri State	4	1:00	Touchdown	5	75	0:47

AT MIAMI

TEAM	QTR	START	RESULT	PLAYS	YARDS	T.O.P.
Miami	1	11:25	Field goal	11	71	5:10
Miami	1	3:59	Touchdown	5	60	2:34
Miami	2	12:40	Punt	6	22	2:05
Miami	2	7:37	Touchdown	7	82	2:51
Miami	2	2:09	Touchdown	2	53	0:16
Miami	2	1:42	Touchdown	2	21	0:12
Miami	2	0:04	End of half	1	6	0:04
Miami	3	14:53	Touchdown	6	71	2:27
Miami	3	10:18	Field goal	13	63	6:54
Miami	3	0:12	Touchdown	2	90	0:23
Miami	4	13:00	Touchdown	3	57	1:14
Miami	4	10:50	Touchdown	7	60	4:10
Miami	4	4:32	End of half	8	59	4:32

AT CENTRAL MICHIGAN

TEAM	QTR	START	RESULT	PLAYS	YARDS	T.O.P.
C. Michigan	1	14:55	Punt	5	20	3:11
C. Michigan	1	7:13	Downs	6	50	3:10
C. Michigan	1	00:31	Punt	4	35	2:03
C. Michigan	2	11:18	Touchdown	3	62	1:18
C. Michigan	2	7:10	Touchdown	3	80	1:33
C. Michigan	2	3:32	Touchdown	6	41	1:49
C. Michigan	2	0:20	Field goal	3	60	0:20
C. Michigan	3	8:57	Fumble	5	41	2:09
C. Michigan	4	14:54	Punt	3	-4	2:10
C. Michigan	4	8:39	Touchdown	9	75	3:37
C. Michigan	4	3:04	Punt	3	2	1:05
C. Michigan	4	00:53	Touchdown	5	75	0:37

AT JAMES MADISON

TEAM	QTR	START	RESULT	PLAYS	YARDS	T.O.P.
James Madison	1	14:52	Touchdown	11	66	4:37
James Madison	1	8:18	Touchdown	5	35	1:24
James Madison	1	3:34	Touchdown	8	75	1:43
James Madison	2	8:52	Touchdown	9	59	4:32
James Madison	2	0:33	End of half	4	42	0:33
James Madison	3	11:04	Touchdown	4	55	1:19
James Madison	3	8:01	Field goal	2	33	0:42
James Madison	3	0:08	Touchdown	9	94	4:13
James Madison	4	9:21	Touchdown	10	59	6:41
James Madison	4	0:27	End of half	1	-1	0:27

VS WESTERN MICHIGAN

TEAM	QTR	START	RESULT	PLAYS	YARDS	T.O.P.
W. Michigan	1	12:57	Touchdown	9	85	4:18
W. Michigan	1	8:24	Touchdown	2	10	0:41
W. Michigan	1	7:22	Punt	3	6	0:50
W. Michigan	1	5:02	Touchdown	2	65	0:53
W. Michigan	2	9:54	Downs	10	74	5:23
W. Michigan	2	0:49	Downs	4	-5	0:49
W. Michigan	3	14:54	Touchdown	6	69	2:41
W. Michigan	3	9:50	Fumble	1	3	0:06
W. Michigan	3	7:52	Field goal	14	53	7:31
W. Michigan	4	14:16	Touchdown	3	32	0:57
W. Michigan	4	11:15	Touchdown	7	65	3:32
W. Michigan	4	5:56	Punt	6	17	2:49
W. Michigan	4	1:47	End of half	3	-3	1:47

AT KENT STATE

TEAM	QTR	START	RESULT	PLAYS	YARDS	T.O.P.
Ball State	1	13:46	Touchdown	5	35	1:32
Ball State	1	11:40	Field goal	12	45	6:02
Ball State	1	1:46	Punt	3	8	0:55
Ball State	2	14:46	Punt	9	24	4:20
Ball State	2	8:52	Touchdown	6	44	2:03
Ball State	2	4:00	Field goal	10	55	3:18
Ball State	3	15:00	Touchdown	11	75	5:32
Ball State	3	5:42	Punt	6	24	3:23
Ball State	4	11:45	Punt	3	8	2:08
Ball State	4	6:19	Field goal	9	55	3:00
Ball State	4	1:27	Touchdown	2	40	0:14
Ball State	4	0:16	End of half	1	-1	0:16

BALL STATE TIME OF POSSESSION BY PERIOD

Opponent	1ST	2ND	3RD	4TH	TOTAL
Missouri State	12:50	10:37	9:28	5:35	38:30:00
at Miami (FL)	7:16	9:32	5:20	4:53	27:01:00
at Central Michigan	7:49	8:28	12:52	7:31	36:40:00
at James Madison	7:08	9:55	12:51	3:47	33:41:00
Western Michigan	8:11	8:48	4:36	5:55	27:30:00
at Kent State	8:29	9:49	9:00	5:53	33:11:00
at Vanderbilt					
Northern Illinois					
Miami (OH)					
at Buffalo					
Bowling Green					
at Ohio					

AT KENT STATE

TEAM	QTR	START	RESULT	PLAYS	YARDS	T.O.P.
Kent State	1	15:00	Interception	3	4	1:14
Kent State	1	12:10	Punt	3	0	0:30
Kent State	1	5:32	Downs	7	20	3:46
Kent State	1	0:51	Touchdown	4	74	0:57
Kent State	2	10:26	Punt	3	7	1:34
Kent State	2	6:38	Missed field goal	8	33	2:38
Kent State	2	0:38	End of half	1	-5	0:38
Kent State	3	9:18	Touchdown	6	72	3:31
Kent State	3	2:19	Downs	12	53	5:34
Kent State	4	9:37	Touchdown	6	84	3:18
Kent State	4	3:14	Touchdown	10	62	1:46
Kent State	4	1:08	Touchdown	4	77	0:38

OPPONENT TIME OF POSSESSION BY PERIOD

Opponent	1ST	2ND	3RD	4TH	TOTAL
vs Missouri State	2:10	4:23	5:32	9:25	21:30:00
at Miami (FL)	7:44	5:28	9:40	10:07	32:59:00
at Central Michigan	7:11	6:32	2:08	7:29	23:20:00
at James Madison	7:52	5:05	2:09	11:13	26:19:00
vs Western Michigan	6:49	6:12	10:24	9:05	32:30:00
at Kent State	6:31	5:11	6:00	9:07	26:49:00
at Vanderbilt					
vs Northern Illinois					
vs Miami (OH)					
at Buffalo					
vs Bowling Green					
at Ohio					

OFFENSIVE SINGLE-GAME HIGHS

QUARTERBACKS

▶▶ 1 KIAEL KELLY

Rushing Attempts	20	vs Miami (OH) 11/25/23
Rushing Yards	136	vs Miami (OH) 11/25/23
Rushing Touchdowns	2	vs Kent State 11/18/23 at Bowling Green 11/01/23 vs Central Mich. 10/21/23
Longest Rush	55	vs Miami (OH) 11/25/23
Passes	25	at Northern Illinois 11/07/23
Completed Passes	15	at Northern Illinois 11/07/23
Passes Yards	115	at Northern Illinois 11/07/23
Passing Touchdowns	1	vs Miami (OH) 11/25/23 at Northern Illinois 11/07/23
Longest Pass	46	vs Kent State 11/18/23
Receptions	4	at Western Mich. 09/30/23
Receiving Yards	28	at Western Mich. 09/30/23
Longest Reception	13	vs Ga. Southern 09/23/23
Tackles	1	vs Miami (OH) 11/25/23

▶▶ 15 AIDAN LEFFLER

Passes	4	at Miami (FL) 09/14/24
Completed Passes	1	at James Madison 09/28/24 at Miami (FL) 09/14/24
Passing Yards	5	at James Madison 09/28/24
Longest Pass	5	at James Madison 09/28/24

▶▶ 3 KADIN SEMONZA

Rushing Attempts	7	vs Western Mich. 10/05/24
Rushing Yards	16	vs Missouri State 09/07/24
Rushing Touchdowns	1	vs Missouri State 09/07/24
Longest Rush	16	vs Indiana St. 09/16/23
Passes	40	at Central Mich. 09/21/24
Completed Passes	30	at Central Mich. 09/21/24
Completion Pct. (20 PA)	.773 (17-22-0)	vs Indiana St. 09/16/23
Passing Yards	307	vs Western Mich. 10/07/24
Passing Touchdowns	4	vs Missouri State 09/07/24
Longest Pass	72	vs Western Mich. 10/05/24
Longest TD Pass	41	vs Missouri State 09/07/24
Punts	1	at Kent State 10/12/24 at James Madison 09/28/24
Punting Average	38.0	at James Madison 09/28/24
Longest Punt	38	at James Madison 09/28/24
Punts Inside 20	1	at James Madison 09/28/24

RUNNING BACKS

▶▶ 24 CHRISTIAN DAVIS

Rushing Attempts	4	at James Madison 09/28/24
Rushing Yards	8	at Central Mich. 09/21/24
Longest Rush	5	at Central Mich. 09/21/24
Receptions	1	at Central Mich. 09/21/24
Receiving Yards	3	at Central Mich. 09/21/24
Longest Reception	3	at Central Mich. 09/21/24

▶▶ 20 TJ HORTON

Rushing Attempts	3	vs Missouri State 09/07/24
Rushing Yards	20	vs Missouri State 09/07/24
Longest Rush	12	vs Missouri State 09/07/24

▶▶ 23 VAUGHN PEMBERTON

Rushing Attempts	7	vs Eastern Mich. 10/22/22
Rushing Yards	61	vs Kent State 11/18/23
Rushing Touchdowns	1	at Kent State 10/12/24 vs Kent State 11/18/23
Longest Rush	45	vs Kent State 11/18/23
Receptions	2	vs Miami (OH) 11/25/23 at Bowling Green 11/01/23 vs Northern Illinois 10/01/22 vs Ohio 11/15/22
Receiving Yards	15	vs Miami (OH) 11/25/23
Receiving TDs	1	vs Miami (OH) 11/25/23
Longest Reception	9	vs Miami (OH) 11/25/23

▶▶ 14 BRAEDON SLOAN

Rushing Attempts	24	vs Tarleton State 10/14/23
Rushing Yards	150	vs Stephen F. Austin 11/18/23
Rushing Touchdowns	3	vs Tarleton State 10/14/23
Longest Rush	61	at Gardner-Webb 10/21/23
Passes	1	vs Western Mich. 10/05/24
Completed Passes	1	vs Western Mich. 10/05/24
Passing Yards	22	vs Western Mich. 10/05/24
Passing Touchdowns	1	vs Western Mich. 10/05/24
Longest Pass	22	vs Western Mich. 10/05/24
Receptions	8	at Central Arkansas 11/11/23
Receiving Yards	116	at Central Arkansas 11/11/23
Receiving TDs	1	10 times (most recent: vs Missouri State 09/07/24)
Longest Reception	72	vs Western Mich. 10/05/24
All-Purpose Yards	219	vs Stephen F. Austin 11/18/23
Long Kickoff Return	69	vs Gardner-Webb 11/26/22
Tackles	1	four times

▶▶ 32 CHARLIE SPEGLA

Rushing Attempts	9	at Purdue 11/27/21
Rushing Yards	37	at Purdue 11/27/21
Rushing Touchdowns	1	vs Indiana St. 09/16/23
Longest Rush	18	at Kent State 10/12/24
Receptions	1	vs Kent State 11/18/23
Receiving Yards	7	vs Kent State 11/18/23
Longest Receptions	7	vs Kent State 11/18/23
Long Kickoff Return	14	at Eastern Mich. 10/07/23
Tackles	1	vs Maryland 10/15/22

WIDE RECEIVERS

▶▶ 1 JUSTIN BOWICK

Receptions	6	vs Bryant, 10/21/23 at UT-Martin, 11/19/22
Receiving Yards	177	at UT-Martin, 11/19/22
Receiving TDs	2	vs Bryant, 10/21/23 at UT-Martin, 11/19/22
Longest Reception	63	at UT-Martin, 11/19/22
Tackles	1	at UT-Martin, 11/19/22

▶▶ 8 MALCOLM GILLIE

Rushing Attempts	2	at Central Mich. 09/21/24
Rushing Yards	12	at Central Mich. 09/21/24
Longest Rush	12	at Central Mich. 09/21/24
Receptions	5	vs Missouri State 09/07/24
Receiving Yards	63	vs Missouri State 09/07/24
Receiving TDs	1	at Central Mich. 09/21/24 vs Missouri State 09/07/24
Longest Reception	41	vs Missouri State 09/07/24
Long Kickoff Return	97	vs Western Mich. 10/05/24
Kickoff Return TDs	1	vs Western Mich. 10/05/24

▶▶ 5 QIAN MAGWOOD

Receptions	9	at Western Mich. 09/30/23
Receiving Yards	110	at Western Mich. 09/30/23
Receiving TDs	1	vs Missouri State 09/07/24 at Central Mich. 09/21/24 at Western Mich. 09/30/23
Longest Reception	45	at Central Mich. 09/21/24
Longest Punt Return	12	vs Missouri State 09/07/24

▶▶ 0 NICK MUNSON

Receptions	1	at Eastern Mich. 10/07/23 at Western Mich. 09/30/23 vs Indiana St. 09/16/23
Receiving Yards	10	at Western Mich. 09/30/23
Longest Reception	10	at Western Mich. 09/30/23
Long Punt Return	3	at Kentucky 09/02/23
Long Kickoff Return	25	vs Toledo 10/14/23
Tackles	2	at Georgia 09/09/23
Fumble Recoveries	1	vs Missouri State 09/07/24

▶▶ 82 DAHYA PATEL

Receptions	3	at James Madison 09/28/24
Receiving Yards	33	at James Madison 09/28/24
Longest Reception	19	at James Madison 09/28/24
Tackles	2	vs Miami (OH) 11/25/23

▶▶ 7 CAM PICKETT

Rushing Attempts	3	at Kent State 10/12/24
Rushing Yards	30	at Kent State 10/12/24
Rushing TDs	1	vs Western Mich. 10/05/24
Longest Rush	19	at Kent State 10/12/24
Receptions	8	at James Madison 09/28/24
Receiving TDs	1	vs Western Mich. 10/05/24
Receiving Yards	69	vs Missouri State 09/07/24
Longest Reception	27	vs Western Mich. 10/05/24

▶▶ 19 NICK PRESLEY

Rushing Attempts	1	vs UConn 10/15/22
Rushing Yards	5	vs UConn 10/15/22
Longest Rush	5	vs UConn 10/15/22
Receptions	2	vs Indiana St. 09/16/23
Receiving Yards	15	vs UConn 10/15/22
Longest Reception	15	vs UConn 10/15/22
Tackles	1	vs Miami (OH) 11/25/23 vs Ohio 11/15/22

▶▶ 2 TY ROBINSON

Receptions	5	at Kentucky 09/02/23
Receiving Yards	90	at Kentucky 09/02/23
Receiving TDs	1	vs Western Mich. 10/05/24 at Kentucky 09/02/23 at Oregon 10/30/21
Longest Reception	27	at Kentucky 09/02/23
Tackles	1	at Georgia 09/09/23

▶▶ 11 ISAIAH THACKER

Rushing Attempts	1	at James Madison 09/28/24
Rushing Yards	6	at James Madison 09/28/24
Longest Rush	6	at James Madison 09/28/24
Tackles	1	at Central Mich. 09/21/24

TIGHT ENDS

▶▶ 87 CHRISTIAN ABNEY

Receptions	1	five times (most recent: vs Western Mich. 10/05/24)
Reception Yards	22	vs Western Mich. 10/05/24
Receiving TDs	1	vs Western Mich. 10/05/24
Longest Reception	22	vs Western Mich. 10/05/24

▶▶ 86 TYCE FERRELL

Receptions	3	vs South Dakota 10/21/23 at Illinois State 11/20/21
Receiving Yards	26	at Illinois State 11/20/21
Receiving TDs	1	at North Dakota 10/28/23 vs North Alabama 09/01/22
Longest Reception	21	vs Southern Illinois 11/13/21
Longest Kick Return	7	at Illinois State 10/14/23

▶▶ 88 TANNER KOZIOL

Receptions	9	vs Western Mich. 10/05/24 at James Madison 09/28/24 at Central Mich. 09/21/24
Receiving Yards	112	at Central Mich. 09/21/24
Receiving TDs	2	vs NIU 10/01/22
Longest Reception	33	vs Missouri State 09/07/24
Tackles	1	three times

▶▶ 44 MAXIMUS WEBSTER

Receptions	1	5 times (most recent: vs Missouri State 09/07/24)
Receiving Yards	9	vs Missouri State 09/07/24 vs Ga. Southern 09/23/23
Receiving TDs	1	at Western Mich. 09/30/23
Longest Reception	9	vs Missouri State 09/07/24 vs Ga. Southern 09/23/23
Long Kickoff Return	13	at Eastern Mich. 10/07/23
Tackles	1	vs Ga. Southern 09/23/23

OFFENSIVE LINE

▶▶ 54 **ETHAN CROWE**
Tackles 1 vs Murray St. 09/17/22

▶▶ 64 **JON MUCCIOLO**
Tackles 1 vs Duquesne 10/19/19

▶▶ 77 **TARAN TYO**
Tackles 1 at James Madison 09/28/24

DEFENSIVE SINGLE-GAME HIGHS**DEFENSIVE LINE**

▶▶ 33 **DARRIN CONLEY**
Tackles 4 at Central Mich. 09/21/24
Sacks 1 at Kent State 10/12/24
vs Western Mich. 10/05/24
Tackles for Loss 1 at Kent State 10/12/24
vs Western Mich. 10/05/24
at Central Mich. 09/21/24
Blocked PAT 1 at Central Mich. 09/21/24

▶▶ 57 **JACKSON CONSTANTINE**
Tackles 2 at Miami (FL) 09/14/24

▶▶ 99 **DAKARI FRAZIER**
Tackles 3 at James Madison 09/28/24
Tackles for Loss 1 vs Missouri State 09/07/24

▶▶ 93 **SCOTT HUDSON**
Tackles 1 at James Madison 09/28/24

▶▶ 47 **DREW HUGHES**
Tackles 4 vs Indiana St. 09/16/23
Tackles For Loss 1.5 vs Indiana St. 09/16/23
Receptions 1 vs Western Mich. 10/05/24
Receiving Yards 2 vs Western Mich. 10/05/24
Receiving TDs 1 vs Western Mich. 10/05/24
Longest Reception 2 vs Western Mich. 10/05/24

▶▶ 90 **L'CIER LUTER**
Tackles 3 at James Madison 09/28/24

▶▶ 88 **KYRAN MONTGOMERY**
Tackles 1 at James Madison 09/28/24
at Miami (FL) 09/14/24

▶▶ 57 **NATHAN REICHERT**
Tackles 4 vs Missouri State 09/07/24
Sacks 0.5 vs Missouri State 09/07/24
Tackles For Loss 1 vs Missouri State 09/07/24

▶▶ 94 **HUNTER SANDERSON**
Tackles 5 vs Hope 10/15/22
Sacks 1 seven times
Tackles For Loss 2.5 vs DePauw 11/18/23
vs Anderson (IN) 09/18/21

▶▶ 40 **RILEY TOLSMA**
Tackles 11 vs Northwood 09/30/23
Sacks 2.5 vs Truman State 09/17/22
Tackles For Loss 3 vs Northwood 09/30/23
at Northwood 10/15/22
Interceptions 1 at Northwood 10/15/22

LINEBACKERS

▶▶ 22 **JACK BEEBE**
Tackles 5 vs Western Mich. 10/05/24
Tackles for Loss 1 vs Ga. Southern 09/23/23

▶▶ 13 **BRANDON BERGER**
Longest Punt Return 2 vs Buffalo 11/23/21
Longest Kickoff Return 9 vs Central Mich. 11/17/21
Tackles 4 at Kent State 10/12/24
vs Western Mich. 10/05/24
at James Madison 09/28/24
Sacks 3 at Kent State 10/12/24
Tackles For Loss 3 at Kent State 10/12/24

▶▶ 31 **DeJUAN ECHOLES JR.**
Tackles 1 at Miami (FL) 09/14/24

▶▶ 48 **SAM FEENEY**
Tackles 2 at Kent State 10/12/24
at James Madison 09/28/24
Sacks 2 at James Madison 09/28/24
Tackles for Loss 2 at James Madison 09/28/24
Blocked Punt 1 at Central Mich. 09/21/24

▶▶ 34 **DJ FIELDS**
Tackles 1 vs Western Mich. 10/05/24
at Central Mich. 09/21/24
at Miami (FL) 09/14/24

▶▶ 53 **KHALIB GILMORE**
Tackles 5 vs Warner 09/03/22
Sacks 1 vs Warner 09/03/22
Tackles For Loss 1.5 vs Warner 09/03/22

▶▶ 6 **CADEN JOHNSON**
Tackles 4 at Miami (FL) 09/14/24

▶▶ 41 **BEN MARSH**
Tackles 2 at James Madison 09/28/24
at Miami (FL) 09/14/24
vs Missouri State 09/07/24
Tackles for Loss 0.5 vs Missouri State 09/07/24

▶▶ 9 **KEIONTE NEWSON**
Tackles 11 vs Western Mich. 10/05/24
Sacks 1 vs Kent State 11/18/23
at Eastern Mich. 10/07/23
vs Buffalo 11/23/21
Tackles For Loss 3 at Bowling Green 11/1/23
Fumbles Recovered 1 vs Indiana St. 09/16/23
Long Fumble Return 66 vs Indiana St. 09/16/23

▶▶ 57 **NATHAN REICHERT**
Tackles 5 vs Western Mich. 10/05/24
Sacks 0.5 at Miami (OH) 11/22/22
Tackles For Loss 0.5 at Miami (OH) 11/22/22
Forced Fumbles 1 vs Western Mich. 10/05/24

▶▶ 43 **DANNY ROYSTER**
Tackles 2 at Miami (FL) 09/14/24
Sacks 1 at Georgia 09/09/23
Tackles For Loss 1 at Miami (FL) 09/14/24
at Georgia 09/09/23

▶▶ 21 **JOEY STEMLER**
Tackles 8 at Kent State 10/12/24
vs Western Mich. 10/05/24
Sacks 1.5 at Kent State 10/12/24
Tackles for Loss 2.5 at Kent State 10/12/24
Interceptions 1 vs Missouri State 09/07/24

▶▶ 49 **JUSTIN THOMAS**
Tackles 6 at Saginaw Valley 09/23/23
Sacks 3 at Quincy 10/21/23
Tackles For Loss 3 at Quincy 10/21/23
at Truman State 10/14/23

▶▶ 10 **GEORGE UDO**
Tackles 6 at Kent State 10/12/24
vs Western Mich. 10/05/24
Sacks 1 vs San Diego State 12/12/20
at Houston 10/16/20
at Navy 09/07/20
Tackles For Loss 1 six times (most recent
at Kent State 10/12/24)
Forced Fumbles 1 vs Missouri State 09/07/24

▶▶ 18 **JACKSON WIEGOLD**
Tackles 8 at James Madison 09/28/24
Tackles For Loss 1 at Central Mich. 09/21/24

DEFENSIVE BACKS

▶▶ 12 **THAILAND BALDWIN**
Tackles 5 at James Madison 09/28/24
vs Toledo 10/14/23
Tackles for Loss 1.5 at Central Mich. 09/21/24

▶▶ 4 **JORDAN COLEMAN**
Tackles 6 at Western Mich. 09/30/23
vs Ga. Southern 09/23/23
Tackles for Loss 1 vs Ga. Southern 09/23/23
Interceptions 1 vs Miami (OH) 11/25/23

▶▶ 25 **ELIJAH DAVIS**
Tackles 6 at Miami (FL) 09/14/24
Forced Fumble 1 at Central Mich. 09/21/24

▶▶ 45 **COLE EARLEWINE**
Tackles 2 at Miami (FL) 09/14/24

▶▶ 10 **JAHMAD HARMON**
Tackles 3 at Eastern Mich. 10/07/23

▶▶ 30 **JALON JONES**
Tackles 6 at Miami (FL) 09/14/24

▶▶ 15 **ERIC McCLAIN**
Tackles 4 at Kent State 10/12/24

▶▶ 26 **MYLES NORWOOD**
Tackles 5 at Central Mich. 09/21/24
Tackles for Loss 1 vs Missouri State 09/07/24

▶▶ 28 **BLAIR SCHONHORST**
Tackles 4 vs Western Mich. 10/05/24
Forced Fumbles 1 at Miami (FL) 09/14/24

▶▶ 3 **DD SNYDER**
Tackles 7 vs Western Mich. 10/05/24
Tackles for Loss 0.5 vs Missouri State 09/07/24

▶▶ 16 **AJ TAYLOR**
Tackles 1 at Central Mich. 09/21/24
vs Missouri State 09/07/24
vs Ga. Southern 09/23/23

▶▶ 20 **WILLIZHUAN YATES**
Tackles 5 vs Western Mich. 10/05/24
Interceptions 1 at Kent State 10/12/24

SPECIALISTS SINGLE-GAME HIGHS**SPECIALISTS**

▶▶ 50 **CADEN BRITTON**
Tackles 1 at Toledo 11/08/22

▶▶ 38 **BRIAN COOEY JR.**
Punts 10 at Miami (FL) 09/14/24
at Clemson 09/09/23
Punting Average 45.75 at Gardner-Webb 11/18/23
Longest Punt 70 vs Colgate 9/10/22
Punts Inside 20 5 vs Richmond 10/29/22
Tackles 1 four times

▶▶ 96 **JACKSON COURVILLE**
PAT Attempts 5 vs Indiana St. 09/16/23
PATs Made 5 vs Indiana St. 09/16/23
Field Goal Attempts 4 at Northern Illinois 11/07/23
Field Goals Made 3 at Kent State 10/12/24
vs Miami (OH) 11/25/23
Longest FG Attempt 53 vs Indiana St. 09/16/23
Longest FG Made 48 vs Kent State 11/18/23
Most Points 13 at Kent State 10/12/24

▶▶ 53 **TUCKER DUNN**
Tackles 1 at James Madison 09/28/24
vs Ga. Southern 09/23/23
at Boston College 09/04/21

▶▶ 98 **CARSON HOLMER**
PAT Attempts 4 at Central Mich. 09/21/24
PATs Made 4 at Central Mich. 09/21/24
Field Goal Attempts 2 at Central Mich. 09/21/24
Field Goals Made 2 at Central Mich. 09/21/24
Longest FG Attempt 40 at Central Mich. 09/21/24
Longest FG Made 40 at Central Mich. 09/21/24
Most Points 10 at Central Mich. 09/21/24
Tackles 1 at James Madison 09/28/24

GAME 1

MISSOURI STATE	7	0	7	20	-	34
BALL STATE	0	7	7	28	-	42

Sept. 7, 2024 | Muncie, Ind. | Scheumann Stadium (10,018) | 3:34

The Ball State Cardinals (1-0) hosted the Missouri State Bears (0-2) at Scheumann Stadium to kick off their 100th season in a 42–34 victory, the most points scored in a season opener for Ball State since 2018.

After redshirting in 2023, quarterback Kadin Semonza returned to lead the Cardinals, finishing with 28 completions out of 39 attempts for 262 yards and one interception.

He threw for four touchdowns and ran for another. It was the first time a Ball State player threw for four or more TDs since Drew Plitt at Western Michigan in 2021.

Transfer running back Braedon Sloan starred in his first game with the Cardinals, scoring two touchdowns while rushing for 103 yards on 21 attempts.

On the game’s first play from scrimmage, Ball State receiver Ty Robinson left the game with a right shoulder injury, compounding the Cardinals’ injury situation after an injury to Justin Bowick. With both receivers out, the Cardinals controlled the clock and ran 45 plays in the first half, to just 15 for Missouri State – in what was a 7-7 tie at intermission.

The first score of the game was the result of a mishap when Cardinals receiver Cam Pickett bobbled a Semonza pass and the Bears’ P.J. Hall picked off the carom for a 59-yard pick-six.

The Cardinals opened the second period with a missed field goal attempt by Jackson Courville, but Ball State got on the board one series later when Semonza got the first rushing TD of his career on a 15-yard scamper up the middle.

Despite the halftime deadlock, Ball State converted a total of 14 first downs compared to the Bears’ two. Ball State dominated in possession time and, by game’s end, Ball State owned a 17-minute advantage over Missouri State 38:30 to 21:30. The Cardinals also converted 12 of 19 third-down conversions. The Cardinals’ defense limited Missouri State to just 3 of 10 conversions.


Both teams scored in the third quarter, with Semonza connecting with Malcolm Gillie on a 41-yard pass to answer Missouri State’s Jarcadia Wright who rushed five yards to score.

Joey Stemler, the Cardinals’ tackles leader (7), intercepted a pass from Jacob Clark, but fumbled on the return. Keionte Newson recovered the fumble and moments later, Semonza found Qian Magwood for 16-yard touchdown and a two-touchdown lead.

Clark found Lance Mason for a 57-yard touchdown for Missouri State, but after Semonza threw his fourth TD pass to tight end Tanner Koziol, Ball State solidified his 14-point edge with seven minutes to play.

Desperate for a comeback, the Bears managed a pair of late touchdowns sandwiched around Sloan’s 40-yard TD burst -- all in the final two minutes.

Team Statistics	MSU	BSU
First Downs	18	25
Rush Yds	62	173
Pass Yds	258	262
Passing	19-23-1	28-39-1
Total Offense	320	435
Fumbles-Lost	2-1	3-0
Penalties-Yds	4-35	7-52
Punts-Avg	6-37.7	3-42.3
TOP	21:30	38:30
3rd Downs	3-10	12-19
4th Downs	0-0	1-3
Red Zone	3-3	4-5
Sacks-Yards	3-13	1-11



Qtr	Time	Team	Scoring Play	Drive	Score (V-H)
1	5:59	MSU	Hall 59 yd interception		7-0
2	9:19	BSU	Semonza 15 yd run	9-57 (5:10)	7-7
3	5:50	MSU	Wright 5 yd run	9-47 (3:43)	14-7
3	2:31	BSU	Gillie 41 yd pass from Semonza	7-75 (3:19)	14-14
4	14:55	BSU	Sloan 11 yd pass from Semonza	5-27 (2:32)	14-21
4	11:49	BSU	Magwood 16 yd pass from Semonza	6-41 (1:48)	14-28
4	9:35	MSU	Mason 57 yd pass from Clark	5-83 (2:09)	21-28
4	7:03	BSU	Koziol 5 yd pass from Semonza	6-47 (2:23)	21-35
4	1:57	MSU	Robinson 3 yd run	5-17 (1:54)	27-35
4	1:00	BSU	Sloan 40 yd run	3-46 (0:56)	27-42
4	00:13	MSU	Robinson 14 yd pass from Clark	5-75 (0:47)	34-42

MSU Leaders				
Rushing	Att	Yds	TD	Long
Wright	15	46	1	16
Becks	3	14	0	9
Passing	C-A-I	Yds	TD	Long
Clark	19-32-1	258	2	57
Receiving	Rec	Yds	TD	Long
Robinson	7	66	1	44
Mason	2	76	1	57
BlackStrain	2	18	0	9
Key	2	18	0	11

Tackles: McGee 16 (1.0 TFL), Chambers 9, Hall 8 (1 INT), Winner-Johnson 8 (0.5 TFL), Teason 6 (1.5 TFL), Young 5 (2 sacks, 3 TFL)

BSU Leaders				
Rushing	Att	Yds	TD	Long
Sloan	21	103	1	40
Pemberton	6	22	0	6
Horton	3	20	0	12
Passing	C-A-I	Yds	TD	Long
Semonza	28-39-1	262	4	41
Receiving	Rec	Yds	TD	Long
Pickett	7	69	0	21
Koziol	6	60	1	33
Sloan	6	46	1	19
Gillie	5	63	1	41
Magwood	2	20	1	16

Tackles: Stemler 7 (0.5 TFL, INT, QBH), Newson 6 (2 TFL, PBR, QBH), Snyder 5 (0.5 TFL), Norwood 4 (1 TFL, PBR), Tolson 4 (0.5 sack), Reichert 4 (0.5 sack, 1 TFL), Thailand Baldwin 3, Beebe 3, Udo 2 (1 FF, 1 QBH), Marsh 2 (0.5 TFL)



GAME 2

BALL STATE	0	0	0	0	-	0
MIAMI	10	21	10	21	-	62

Sept. 14, 2024 | Miami Gardens, Fla. | Hard Rock Stadium (51,564) | 3:16

After pervasive Florida thunderstorms delayed kickoff more than two hours, Miami defeated Ball State, 62-0, inside Hard Rock Stadium. The 10th-ranked Hurricanes improved to 3-0 on the season, while Ball State fell to 1-1. Miami was the Cardinals' ninth AP Top 10 opponent in program history, and their highest-ranked foe since facing No. 1 Georgia last year.

Team Statistics	BSU	MIAMI
First Downs	9	31
Rush Yds	6	243
Pass Yds	109	507
Passing	18-32-1	30-40-0
Total Offense	115	750
Fumbles-Lost	0-0	1-0
Penalties-Yds	3-15	8-85
Punts-Avg	10-44.4	1-46
TOP	27:01	38:30
3rd Downs	1-12	7-11
4th Downs	0-1	1-1
Red Zone	0-0	4-5
Sacks-Yards	0-0	4-24

Coming off a debut performance last week that saw him produce 149 all-purpose yards and a pair of touchdowns, senior running back Braedon Sloan was one of few bright spots in the Cardinals offense. The Monticello, Kentucky, native paced Ball State in all-purpose yards (54) and registered the squad's longest offensive play of the night, a 20-yard reception on the opening drive.

Sloan was a key weapon in a Cardinals offense that was without starting wide receivers Ty Robinson and Justin Bowick, who were both sidelined due to injury.

Junior defensive back DD Snyder, a first-year starter, enjoyed a breakout afternoon on the defensive side of the ball, with a career-high six tackles and a critical pass breakup in the second quarter.

Ball State's defense held Miami's touted ground game in check during the first half, continuing the unit's success from a week ago. The red and white limited the Hurricanes' rushers to just 22 yards through the opening 30 minutes of play.

The Cardinals held Miami to a field goal on its opening drive, but the Hurricanes offense built momentum with each successive series over the course of the first half. The home squad uncorked three-straight touchdown passes in the final five minutes of the second frame, and carried a 31-0 lead into the locker room at halftime.

The scoring continued in the second half, as 31 points were added to the scoreboard in the third and fourth periods.



Qtr	Time	Team	Scoring Play	Drive	Score (V-H)
1	6:15	MIAMI	Borregales 30 yd field goal	11-71 (5:10)	0-3
1	1:25	MIAMI	Restrepo 21 yd reception	5-60 (2:34)	0-10
2	4:46	MIAMI	Johnson Jr. 37 yd reception	7-82 (2:51)	0-17
2	1:53	MIAMI	Arroyo 21 yd reception	2-53 (0:16)	0-24
2	1:30	MIAMI	Restrepo 20 yd reception	2-21 (0:12)	0-31
3	3:26	MIAMI	George 17 yd reception	6-71 (2:27)	0-38
3	3:24	MIAMI	Borregales 32 yd field goal	13-63 (6:54)	0-41
4	14:49	MIAMI	Allen 56 yd rush	2-90 (0:23)	0-48
4	11:46	MIAMI	Lofton 40 yd reception	3-57 (1:14)	0-55
4	6:40	MIAMI	Lyle 7 yd rush	7-60 (4:10)	0-62

BSU Leaders

Rushing	Att	Yds	TD	Long
Sloan	5	13	0	8
Pemberton	3	11	0	5
Spegal	3	9	0	7

Passing	C-A-I	Yds	TD	Long
Semonza	16-26-1	111	0	20

Receiving	Rec	Yds	TD	Long
Koziol	5	39	0	18
Sloan	4	41	0	20
Magwood	3	4	0	3
Pickett	2	8	0	7

Tackles: Snyder 6 (PBR), Davis 6, Jones 6, Coleman 4, Newson 4, Johnson 4, Norwood 4, Udo 3, Gilmore 3 (2 QBH), Conley 3, Schonhorst 2 (FF), Berger 1 (TFL), Royster 1 (TFL), Stemler 1 (QBH)

MIAMI Leaders

Rushing	Att	Yds	TD	Long
Allen	7	104	1	56
Lyle	11	71	1	11
Fletcher Jr.	6	53	0	29

Passing	C-A-I	Yds	TD	Long
Ward	19-28-0	346	5	37

Receiving	Rec	Yds	TD	Long
George	6	109	1	25
Brown	5	44	0	22
Restrepo	3	53	2	37

Tackles: Mauigoa 6 (TFL, 2 PBR), Bis-sainthe 6, Barrow 4 (1.5 sacks), Bryant 3 (2 TFL, sack), Alston 3 (sack, INT), Baron 2 (0.5 sack, 1.5 TFL, 2 QBH), Scott 1 (TFL)



GAME 3

BALL STATE	10	7	7	10	-	34
C. MICHIGAN	0	23	0	14	-	37

Sept. 21, 2024 | Mount Pleasant, Mich. | Kelly/Shorts Stadium (18,011) | 3:19

Kadin Semonza had a career-high 285 passing yards and Tanner Koziol had a career-high 109 receiving yards to lead Ball State in its Mid-American Conference opener at Central Michigan on Saturday. And it was fitting that Semonza's 16-yard pass to Koziol with 53 seconds remaining staked Ball State to a 34-30 lead.

Team Statistics	BSU	CMU
First Downs	27	19
Rush Yds	146	335
Pass Yds	285	192
Passing	30-40-0	15-21-0
Total Offense	431	527
Fumbles-Lost	2-0	1-1
Penalties-Yds	5-55	3-35
Punts-Avg	4-37	4-35.5
TOP	36:40	23:20
3rd Downs	5-15	3-9
4th Downs	2-3	0-2
Red Zone	3-3	6-6
Sacks-Yards	1-6	2-14

The Semonza-to-Koziol aerial was their eighth connection of the day and it capped a 5-play, 97-yard drive that began improbably at their own 3-yard line, facing defeat with just 1:59 left in regulation.

Job well done, but did they leave too much time on the clock?

The Chippewas, who led 23-17 at intermission, were stymied in the third quarter but rebounded for a score with 5:02 to play that gave them a 30-27 cushion. After Koziol's score, the Chips had just enough time to match the Cardinals' rally with a 5-play, 75-yard sequence.

CMU left only 16 seconds for Ball State to work another length-of-the-field miracle. Ball State's last-ditch effort was sealed when a ninth completion to Koziol triggered a series of laterals that never crossed midfield. Not until that moment did the Chippewas celebrate a 37-34 shootout victory.


The Cardinals (1-2, 0-1 MAC) lost their second straight game while falling to CMU for the first time in three seasons. The Chippewas (2-2, 1-0 MAC) snapped a two-game losing streak.

After trailing at halftime, Ball State regained the lead on a fourth-down run by Braedon Sloan. Marching on a drive that consumed 6:04 to open the second half, Sloan slanted off the right end and rambled 22 yards for the go-ahead score. The Cardinals forced the game's only turnover on the ensuing drive and wound up possessing the ball nearly 13 out of 15 minutes of the third quarter.

After the Sloan TD, placekicker Carson Holmer extended Ball State's lead to 27-23, adding his career's longest field goal – from 40 yards. He opened the game with a 31-yarder for the first field goal of his career while stepping in for injured starter Jackson Courville.

Ball State scored first, and led 10-0 in the first quarter, before the Chippewas produced a pair of scores and took a 23-17 lead into intermission. Ball State crossed midfield on offense on its first four possessions and took advantage of a blocked punt by Sam Feeney.

CMU took a 20-10 lead with its third straight touchdown in the second period, but Darin Conley blocked the Chippewas' extra-point attempt. Semonza brought the Cardinals back with a 75-yard scoring drive in the final minute of the half, with Gillie corraling a catch for a nifty 23-yard score with 20 seconds remaining. B.J. Harris broke upfield for 71 yards in the final seconds, though, to set up CMU's 33-yard field goal as time expired in the first half.



Qtr	Time	Team	Scoring Play	Drive	Score (V-H)
1	7:21	BSU	Holmer 31 yd field goal	10-53 (4:23)	3-0
1	0:37	BSU	Magwood 6 yd reception	7-63 (3:26)	10-0
2	10:00	CMU	Emanuel Jr. 20 yd run	3-62 (1:18)	10-7
2	5:37	CMU	Parker 7 yd reception	3-80 (1:33)	10-14
2	1:43	CMU	Lukes 2 yd run	6-41 (1:49)	10-20
2	0:20	BSU	Gillie 23 yd reception	9-75 (1:23)	17-20
2	0:00	CMU	Mattson 33 yd field goal	3-60 (0:20)	17-23
3	8:56	BSU	Sloan 22 yd run	11-75 (6:04)	24-23
4	8:39	BSU	Holmer 40 yd field goal	8-38 (4:05)	27-23
4	5:02	CMU	Emanuel Jr. 16 yd run	9-75 (3:37)	27-30
4	0:53	BSU	Koziol 16 yd reception	5-97 (1:06)	34-30
4	0:16	CMU	Parker 20 yd reception	5-75 (0:37)	34-37

BSU Leaders

Rushing	Att	Yds	TD	Long
Sloan	19	94	1	22
Kelly	6	28	0	24
Gillie	2	12	0	12
Pemberton	3	11	0	6

Passing	C-A-I	Yds	TD	Long
Semonza	30-40-0	285	3	45

Receiving	Rec	Yds	TD	Long
Koziol	9	112	1	22
Magwood	6	98	1	45
Pickett	5	28	0	13
Gillie	4	52	1	23
Sloan	3	18	0	8

CMU Leaders

Rushing	Att	Yds	TD	Long
Harris	8	151	0	71
Lukes	13	86	1	27
Biggins	3	71	0	76
Emanuel Jr.	7	33	2	20

Passing	C-A-I	Yds	TD	Long
Labas	14-20-0	185	1	36

Receiving	Rec	Yds	TD	Long
Parker	5	79	2	36
Boyd	3	78	0	34
Harris	2	16	0	9

Tackles: Kwiatkowski 15 (1.5 TFL), Rikard 8, Whiteside 7 (0.5 TFL, 3 QBH), Cochran 7 (1.5 sack), Jackson 6 (1.0 TFL), Spann 4 (0.5 TFL, PBR)

Tackles: Newson 5 (TFL), Udo 5 (TFL), Davis (FF), Norwood 5 (2 PBR), Conley 4 (TFL, Blk), Coleman 3 (FR), Baldwin 3 (1.5 TFL), Berger 3 (2 TFL, sack, QH), Wiegold 3 (TFL), Stemler 1 (0.5 TFL)



GAME 4

BALL STATE	7	0	0	0	-	7
JAMES MADISON	22	7	20	14	-	63

Sept. 28, 2024 | Harrisonburg, Va. | Bridgeforth Stadium (25,786) | 3:15

For the first time in program history, Ball State traveled to Harrisonburg, Virginia, to square off against James Madison. The Dukes defended sold-out Bridgeforth Stadium from the Cardinals in a 63-7 decision.

Quarterback Kadin Semonza found tight end Tanner Koziol for nine completions, 112 yards and a touchdown against Central Michigan last week, and the Cardinals' imposing target enjoyed another strong outing against JMU. Koziol snatched nine passes (tied for a career high) for 78 yards and a touchdown, which marked the first time he has recorded TD receptions in consecutive games since 2022.

While Koziol found success in the receiving corps, running back Braedon Sloan manufactured an efficient afternoon on the ground. The senior marched for 72 yards on 14 carries, and he secured two fourth-down conversions with his crucial short-yardage bursts.

Linebacker Sam Feeney also notched another productive outing in his already impactful freshman campaign in a Ball State uniform. The rookie out of Indianapolis logged the first sack of his career in the second quarter, and he later added another in the fourth frame.

Though Ball State showed flashes of success offensively and featured individual bright spots, turnovers proved to be the difference in the road contest. James Madison, who entered the game as the FBS leader in turnover margin, recorded three takeaways, which returned 14 points in the Dukes' favor. The Cardinals, conversely, did not force any turnovers from their Sun Belt Conference foes.

After a 34-yard return on the opening kickoff yielded fine starting field position, James Madison found paydirt on the game's first drive. Then, after a JMU defender intercepted a tipped pass on Ball State's initial possession, the Dukes earned themselves another scoring chance. They used a 24-yard rushing touchdown and a two-point conversion on the ensuing drive to jump out to a quick 15-0 lead.

Finding themselves down two possessions midway through the first frame, the Cardinals responded with an efficient seven-play, 75-yard drive that ended with a 15-yard touchdown connection between Semonza and Koziol. Ball State brought JMU to a fourth down on its next offensive series, but the Dukes converted and later scored on the following play to bring the count to 22-7 late in the first quarter. After a stalled Cardinal drive, James Madison added another touchdown to its lead in the second period.

The Cardinals moved the ball past midfield and were threatening to add a score in the closing minutes of the first half, but another interception produced by JMU's defense ended that promising pursuit. The Dukes carried a 29-7 lead into halftime.

JMU stymied the Cardinals' first trip down the field in the second half by recording a pick six — extending its lead to 35-7. The Dukes continued to roll on both sides of the ball in the second half, adding 34 points before the final whistle blew.

Team Statistics	BSU	JMU
First Downs	19	29
Rush Yds	77	236
Pass Yds	173	286
Passing	23-38-3	15-21-0
Total Offense	250	522
Fumbles-Lost	1-0	0-0
Penalties-Yds	3-20	4-45
Punts-Avg	3-41.3	0-0
TOP	33:41	26:19
3rd Downs	7-16	9-10
4th Downs	2-5	1-1
Red Zone	1-1	4-4
Sacks-Yards	3-21	5-34



Qtr	Time	Team	Scoring Play	Drive	Score (V-H)
1	10:15	JMU	Knight 12 yd reception	11-66 (4:37)	0-7
1	6:54	JMU	Pettaway 24 yd run	5-35 (1:24)	0-15
1	3:34	BSU	Koziol 15 yd reception	7-75 (3:20)	7-15
1	1:51	JMU	Dollison 5 yd reception	8-75 (1:43)	7-22
2	4:20	JMU	Knight 10 yd reception	9-59 (4:32)	7-29
3	13:58	JMU	O'Neill 27 yd interception		7-35
3	9:45	JMU	Ross 26 yd reception	4-55 (1:19)	7-42
3	7:19	JMU	Barnett III 18 yd run	2-33 (0:42)	7-49
4	10:55	JMU	Thompson 22 yd reception	9-94 (4:13)	7-56
4	2:40	JMU	Malary 32 yd run	10-59 (6:41)	7-63

BSU Leaders

Rushing	Att	Yds	TD	Long
Sloan	14	72	0	18
Kelly	3	6	0	3
Spegal	2	6	0	5
Horton	2	6	0	3
Davis	4	2	0	2

Passing	C-A-I	Yds	TD	Long
Semonza	22-35-3	168	1	26

Receiving	Rec	Yds	TD	Long
Koziol	9	78	1	26
Pickett	8	53	0	14
Patel	3	33	0	19
Sloan	1	6	0	6
Gillie	1	4	0	4

JMU Leaders

Rushing	Att	Yds	TD	Long
Knight	6	63	0	37
Barnett III	10	60	1	18
Malary	5	50	1	32
Pettaway	4	35	1	24

Passing	C-A-I	Yds	TD	Long
Barnett III	20-28-0	280	5	30

Receiving	Rec	Yds	TD	Long
Thompson	5	91	1	23
Dollison	4	48	1	18
Knight	4	44	2	20
Ross	3	46	1	26

Tackles: Wiegold 8 (PBR), Baldwin 5, Berger 4, Norwood 4, Snyder 3, Newson 3 (PBR), Udo, Beebe 3, Tolsma 3 (sack), Hughes 3, Luter 3, Frazier 3, Feeney 2 (2 sacks)

Tackles: Spence 5 (INT), Dobbs 5, Fitzgerald 5 (sack, FF, PBR), Hendrick 4, Thomas 4 (TFL), Manns 4 (2 sacks), DeNgohe 4 (TFL), Jones 3 (TFL), Barksdale 3 (INT), O'Neill (2 sacks, INT, TD)



GAME 5

W. MICHIGAN	21	0	10	14	-	45
BALL STATE	14	7	14	7	-	42

Oct. 5, 2024 | Muncie, Ind. | Scheumann Stadium (10,342) | 3:21

Braedon Sloan accounted for 157 all-purpose yards and threw a touchdown pass to tie the score in the third period, but Ball State dropped a 45-42 shootout to Western Michigan in front of a Community and Family Day crowd at Scheumann Stadium.

Ball State (1-4, 0-2 MAC) and Western Michigan (2-3, 1-0 MAC) took turns in an offensive-heavy contest, scoring 87 total points by the end of regulation.

Under coach Mike Neu's direction since 2016, only 89-point games against Eastern Michigan (2016) and Central Michigan (2019) send more points to the scoreboard. The action began quickly with the Cardinals' and Broncos' 35 combined points after one period the most in a Ball State first quarter since 2015.

An FCS All-American in 2023 at Eastern Kentucky, Sloan recorded the 20th game of his career with at least 100 all-purpose yards. Sloan tallied 90 receiving yards to go along with 67 rushing and a 22-yard touchdown pass to Christian Abney in the third quarter, serving as the first pass of Sloan's career and the first score of Abney's.

Quarterback Kadin Semonza totaled 307 passing yards, completing 21 of his 35 attempts. Semonza continued to easily connect with tight end Tanner Koziol, who matched his career-high nine catches for the third-straight week, finishing with 102 yards.

Semonza was aided by the return of Ty Robinson, who grabbed a 21-yard target in the endzone to tie the game 14-14 in the first quarter, following a 72-yard reception by Sloan. Robinson, who returned against the Broncos after going down with injury on the opening snap of the season, scored in his first game against Mid-American Conference competition.

After WMU opened the game with two quick touchdowns, Malcolm Gillie answered their second score with a 97-yard kick return to mark Ball State's first points and bring them within one possession. Gillie ended the day with 143 return yards.

The Cardinals' defense contributed big plays, but not enough to slow down the offensive onslaught. Ball State's goal-line stand prevented the Broncos from taking the lead before the half. Darin Conley and Riley Tolsma each recorded sacks, and Nathan Reichert forced a fumble that was recovered by Jordan Coleman and set up nose tackle Drew Hughes' first career score. Lined up as a fullback, Hughes corralled a 2-yard pass from Semonza, putting Ball State in the lead for the first time, 35-28, in the third period.

The game began to weigh further in the Broncos' favor, though, due to the Cardinals' costly turnovers. Semonza threw two interceptions and Ball State's three turnovers led to two Western Michigan touchdowns which proved costly.

Team Statistics	WMU	BSU
First Downs	23	23
Rush Yds	197	68
Pass Yds	264	329
Passing	26-29-0	22-35-2
Total Offense	461	397
Fumbles-Lost	2-1	2-1
Penalties-Yds	7-84	6-45
Punts-Avg	2-50	2-40
TOP	32:30	27:30
3rd Downs	6-13	7-13
4th Downs	1-3	1-2
Red Zone	2-3	2-2
Sacks-Yards	2-13	2-17



Qtr	Time	Team	Scoring Play	Drive	Score (V-H)
1	8:39	WMU	Nixon 21 yd run	9-85 (4:18)	7-0
1	7:43	WMU	Bosma 10 yd reception	2-10 (0:41)	14-0
1	7:29	BSU	Gillie 97 yd kick return		14-7
1	5:02	BSU	Robinson 21 yd reception	4-95 (1:30)	14-14
1	4:09	WMU	Nixon 57 yd run	2-65 (0:53)	21-14
2	9:54	BSU	Pickett 4 yd run	15-83 (9:10)	21-21
3	12:13	WMU	Dieudonne 43 yd reception	6-69 (2:41)	28-21
3	9:50	BSU	Abney 22 yd reception	5-66 (2:15)	28-28
3	7:52	BSU	Hughes 2 yd reception	4-28 (1:52)	28-35
3	0:21	WMU	Zurak 39 yd field goal	14-53 (7:31)	31-35
4	13:19	WMU	Nixon 23 yd run	3-32 (0:57)	38-35
4	7:43	WMU	Sambucci 1 yd reception	7-65 (3:32)	45-35
4	1:47	BSU	Pickett 27 yd reception	8-85 (1:20)	45-42

WMU Leaders

Rushing	Att	Yds	TD	Long
Nixon	14	124	3	57
Buckley	11	48	0	11
Abdus-Salaam	10	45	0	17

Passing	C-A-I	Yds	TD	Long
Wolff	26-29-0	264	3	43

Receiving	Rec	Yds	TD	Long
Sambucci	9	74	1	22
Womack	7	68	0	32
Bosma	7	54	1	10
Dieudonne	2	62	1	43
Nixon	1	6	0	6

Tackles: Donald 9 (QBH), Hallock 7 (0.5 TFL, INT, PBR), Wahlberg 7 (FF), Wolford (INT), Moore 3 (0.5 TFL), Nelson 3 (TFL), Green 2 (sack), Walker 2 (sack)

BSU Leaders

Rushing	Att	Yds	TD	Long
Sloan	18	65	0	11
Semonza	7	5	0	5
Pickett	1	4	1	4

Passing	C-A-I	Yds	TD	Long
Semonza	21-34-2	307	3	72
Sloan	1-1-0	22	1	22

Receiving	Rec	Yds	TD	Long
Koziol	9	102	0	17
Sloan	3	90	0	72
Robinson	3	44	1	21
Pickett	1	27	1	27
Abney	1	22	1	22
Hughes	1	2	1	2

Tackles: Newson 11, Stemler 8, Snyder 7 (FF), Tolsma 7 (sack), Udo 6, Coleman 5 (FR, PBR), Beebe 5 (0.5 TFL), Berger 4 (0.5 TFL), Reichert 5 (FF), Conley 1 (sack)



GAME 6

BALL STATE	10	10	7	10	-	37
KENT STATE	0	7	7	21	-	35

Oct. 12, 2024 | Kent, Ohio | Dix Stadium (7,322) | 3:24

Ball State weathered a fourth quarter storm at Kent State – including an actual rain storm over the game’s final six minutes – and used a 41-yard run by Vaughn Pemberton in the final moments to seal a 37-35 win.

Pemberton’s late burst gave Ball State a nine-point cushion with 1:13 to play. It was the second-longest run of his career and his first touchdown of the season.

For the Cardinals (2-4, 1-2 MAC), it snapped a four-game skid while earning their first road win and MAC victory on the year. Ball State beat Kent State (0-6, 0-2 MAC) for the third straight campaign. The Cardinals needed Pemberton’s rush and Jackson Courville’s third field goal of the day to distance themselves from the Golden Flashes who came back from a 27-7 deficit.

Ball State took its 27-7 lead just after halftime on a 13-yard TD pass from Kadin Semonza to Qian Magwood. The Cardinals took a 27-14 advantage into the fourth period. But even on a day in which Kent State was limited to just four first downs before halftime, the Flashes turned a 3rd-and-24 situation into a 63-yard TD that closed the Ball State lead to 27-21. The hookup from Tommy Ulatowski to Crishon McCray was their second of three TDs on the afternoon – later adding a 57-yarder with 30 seconds to play.

Courville gave the Cardinals a 30-21 lead with 3:19 to play and seemingly put the game out of reach. But Ulatowski drove the Flashes for a score with 1:18 to play. Ball State recovered an onside kick and, on second down with just over a minute remaining, Pemberton burst free for another score that sealed the victory. Ulatowski and McCray scored on a third long pass moments later, but Christian Davis recovered the Flashes’ second onside kick in less than a minute and the Cardinals knelt one time to close the contest.

Ball State rushed for a season-high 191 yards, and rode the efforts of the defense which managed a season-best seven sacks. While Brandon Berger led the Cardinals defense with three sacks, he joined Joey Stemler, George Udo, Darin Conley and Sam Feeney among Ball State defenders who crashed the Kent State backfield. The Golden Flashes managed just 67 rushing yards of their own. Ryan Tolsma led Ball State with nine tackles and Stemler added eight which, but for long plays, helped the Cardinals to one of their best defensive efforts of the season.


Offensively, Braedon Sloan finished with 76 rushing yards on 22 carries. Pemberton had five carries for 52 yards and the Cardinals rushed more times (39) than they threw (35) for just the second time this season.

Tight end Tanner Koziol, eighth in the country with an average of 7.6 receptions entering the game, finished with eight catches for 43 yards.

The Cardinals got momentum early while freshman cornerbacks Eric McClain and Will Yates both earned the first starts of their collegiate career. Yates picked off Ulatowski on the game’s first possession and five plays later, Sloan slammed into the end zone from a yard out for the game’s first score.

Ball State forced a punt on the Flashes’ next possession, and capped a 12-play, six-minute drive with Jackson Courville’s 34-yard field goal. The Flashes got on the board with the first of three aerial TDs from Ulatowski to McCray, but Ball State extended its lead to 17-7 on Sloan’s second touchdown run and Courville booted a 35-yard field goal in the half’s final minute as the Cardinals took a 20-7 lead into the intermission.

Team Statistics	BSU	KSU
First Downs	25	20
Rush Yds	191	67
Pass Yds	215	394
Passing	21-35-0	17-36-1
Total Offense	406	461
Fumbles-Lost	0-0	0-0
Penalties-Yds	7-70	9-66
Punts-Avg	4-35.5	2-38.5
TOP	33:11	26:49
3rd Downs	5-16	5-14
4th Downs	3-3	1-3
Red Zone	6-6	2-2
Sacks-Yards	7-37	1-6



Qtr	Time	Team	Scoring Play	Drive	Score (V-H)
1	12:14	BSU	Sloan 1 yd run	5-35 (1:32)	7-0
1	5:38	BSU	Courville 34 yd field goal	12-45 (6:02)	10-0
2	14:54	KSU	McCray 24 yd reception	4-74 (0:57)	10-7
2	6:49	BSU	Sloan 1 yd run	6-44 (2:03)	17-7
2	0:42	BSU	Courville 35 yd field goal	10-55 (3:18)	20-7
3	9:28	BSU	Magwood 13 yd reception	11-75 (5:32)	27-7
3	5:47	KSU	Thomas 4 yd run	6-72 (3:31)	27-14
4	6:19	KSU	McCray 63 yd pass	6-84 (3:18)	27-21
4	3:19	BSU	Courville 38 yd field goal	9-55 (3:00)	30-21
4	1:28	KSU	Floriea 18 yd reception	10-62 (1:46)	30-28
4	1:13	BSU	Pemberton 41 yd run	2-40 (0:14)	37-28
4	0:30	KSU	McCray 57 yd reception	4-77 (0:38)	37-35

BSU Leaders

Rushing	Att	Yds	TD	Long
Sloan	22	76	2	13
Pemberton	5	52	1	41
Pickett	3	30	0	19
Spegal	4	21	0	18

Passing	C-A-I	Yds	TD	Long
Semonza	21-35-0	215	1	31

Receiving	Rec	Yds	TD	Long
Koziol	8	43	0	18
Pickett	4	46	0	19
Gillie	2	61	0	31
Robinson	2	25	0	17
Sloan	2	21	0	13
Magwood	2	14	1	13

KSU Leaders

Rushing	Att	Yds	TD	Long
Thomas	17	67	1	24
Kimbrough	1	6	0	6
Harris	2	4	0	2

Passing	C-A-I	Yds	TD	Long
Ulatowski	17-36-1	394	4	63

Receiving	Rec	Yds	TD	Long
McCray	8	213	3	63
Floriea	6	130	1	53
Martin	2	42	0	27
Muldowney	1	9	0	9

Tackles: Tucker 10 (PBR), Harmon 9 (TFL), Brown 8 (QBH), Baka 7 (PBR), Daley 6 (1.5 TFL, PBR, QBH), Landry 5, Williams 4 (0.5 TFL), Woods 4 (PBR), Muhammad 3 (PBR), Beatty 2 (sack)

Tackles: Tolsma 9 (TFL, QBH), Stemler 8 (2.5 TFL, 1.5 sacks, QBH), Udo 6 (0.5 sack), Berger 4 (3.0 sacks, 3 QBH), McClain 4, Newson 2 (2 QBH), Yates 2 (INT, PBR), Conley 2 (sack), Feeney 2 (sack, FF), Norwood 2 (2 PBR)



