



6 SEC TOURNAMENT CHAMPIONSHIPS • 28 NCAA TOURNAMENTS • 1 FINAL FOUR • 5 ELITE EIGHTS • 15 SWEET SIXTEENS

# VANDERBILT

WOMEN'S BASKETBALL

## 2024-25 SEASON PROSPECTUS

### VANDERBILT WBB QUICK FACTS

HOME ARENA: MEMORIAL GYMNASIUM (14,316)  
 2023-24 RECORD: 23-10  
 2023-24 SEC RECORD: 9-7  
 POSTSEASON: 1-1 (NCAA FIRST ROUND)  
 LETTERWINNERS RETURNING/LOST: 9/4  
 STARTERS RETURNING/LOST: 5/1  
 NEWCOMERS: 4

### THE UNIVERSITY

LOCATION: NASHVILLE, TENN.  
 AFFILIATION: NCAA DIVISION I  
 CONFERENCE: SOUTHEASTERN (SEC)  
 MASCOT: COMMODORES  
 COLORS: BLACK & GOLD  
 CHANCELLOR: DANIEL DIERMEIER  
 DIRECTOR OF ATHLETICS: CANDICE STOREY LEE  
 FACULTY ATHLETICS REP: DAWN ELLERBE

### VANDERBILT WBB STAFF

HEAD COACH: SHEA RALPH (4TH SEASON)  
 ASSOCIATE HEAD COACH: TOM GARRICK  
 ASSISTANTS: ASHLEY EARLEY, KEVIN DEMILLE  
 ASSISTANT COACH/AST. DIRECTOR OF OPS: ERIC MUNDINGER  
 CHIEF OF STAFF/EXECUTIVE DIRECTOR OF OPS: CHRIS BRANN  
 DIR. OF INTERNAL OPS/ON-CAMPUS RECRUITING COORD.: KOKO NELSON  
 DIR. OF STUDENT-ATHLETE SUCCESS & COMMUNITY RELATIONS: KYLA IRWIN  
 DIRECTOR OF STRENGTH & CONDITIONING: JENA READY  
 SENIOR ASSO. ATHLETIC TRAINER: ALLISON SHEPHERD  
 DIRECTOR OF CREATIVE CONTENT: LEAH DUSTERHOFT  
 DIR. OF SPECIAL PROJECTS & ATHLETIC CULTURE: YVONNE HAWKINS  
 DIRECTOR OF PLAYER ENGAGEMENT & INFLUENCE: AUDREY MONTGOMERY  
 VIDEO COORDINATOR: JT OREM  
 SPORTS INFORMATION DIRECTOR: CHRIS CASKEY

### PROGRAM HISTORY

ALL-TIME RECORD: 885-544 (.619)  
 ALL-TIME SEC RECORD: 265-273 (.493)  
 ALL-TIME SEC TOURNAMENT RECORD: 49-38 (.563)  
 SEC TOURNAMENT TITLES: 6 ('93, '95, '02, '04, '07, '09)  
 NCAA TOURNAMENT APPEARANCES: 28  
 NCAA TOURNAMENT RECORD: 40-28 (.588)  
 LAST NCAA TOURNAMENT APPEARANCE: 2024  
 LAST POSTSEASON APPEARANCE: 2024 (NCAA)

### SOCIAL MEDIA

FACEBOOK: /VANDYWBB  
 INSTAGRAM: @VANDYWBB  
 X/TWITTER: @VANDYWBB  
 WEBSITE: VUCOMMODORES.COM

### 2024-25 SCHEDULE

| NOVEMBER |  |                          |
|----------|--|--------------------------|
| 4        | Lipscomb                                       | 11 a.m. (SECN+)          |
| 8        | Austin Peay                                    | 6:30 p.m. (SECN+)        |
| 14       | at South Florida                               | 6 p.m. (ESPN+)           |
| 17       | Butler   | 2 p.m. (SECN+)           |
| 20       | Hampton  | 6:30 p.m. (SECN+)        |
| 22       | Samford  | 6:30 p.m. (SECN+)        |
| 26       | vs. Arizona <sup>^</sup>                       | 3:30 p.m. (TruTV)        |
| 27       | vs. California/Michigan State <sup>^</sup>     | 1 p.m./3:30 p.m. (TruTV) |
| DECEMBER |  |                          |
| 1        | Appalachian State                              | 2 p.m. (SECN+)           |
| 4        | at Miami <sup>#</sup>                          | 4 p.m. (ACC Network)     |
| 14       | Evansville                                     | 2 p.m. (SECN+)           |
| 19       | at Dayton                                      | 6 p.m. (ESPN+)           |
| 21       | West Georgia                                   | 11 a.m. (SECN+)          |
| 29       | Alabama A&M                                    | 11 a.m. (SEC Network)    |
| JANUARY  |  |                          |
| 2        | Georgia <sup>*</sup>                           | 6:30 p.m. (SECN+)        |
| 5        | Kentucky <sup>*</sup>                          | 2 p.m. (SECN+)           |
| 9        | at Ole Miss <sup>*</sup>                       | 6:30 p.m. (SECN+)        |
| 13       | at LSU <sup>*</sup>                            | 6 p.m. (SEC Network)     |
| 19       | Tennessee <sup>*</sup>                         | 2 p.m. (SECN+)           |
| 23       | Arkansas <sup>*</sup>                          | 6:30 p.m. (SECN+)        |
| 26       | at Alabama <sup>*</sup>                        | 1 p.m. (SEC Network)     |
| 30       | at Florida <sup>*</sup>                        | 6 p.m. (SECN+)           |
| FEBRUARY |  |                          |
| 2        | Ole Miss <sup>*</sup>                          | 2 p.m. (SECN+)           |
| 6        | at Texas <sup>*</sup>                          | 8 p.m. (SEC Network)     |
| 13       | Mississippi State <sup>*</sup>                 | 8 p.m. (SEC Network)     |
| 16       | at Auburn <sup>*</sup>                         | 3 p.m. (SEC Network)     |
| 20       | at Oklahoma <sup>*</sup>                       | 6 p.m. (SECN+)           |
| 23       | South Carolina <sup>*</sup>                    | 2 p.m. (SECN+)           |
| 27       | Texas A&M <sup>*</sup>                         | 6:30 p.m. (SECN+)        |
| MARCH    |  |                          |
| 2        | at Missouri <sup>*</sup>                       | 2 p.m. (SECN+)           |
| 6-9      | SEC Women's Basketball Tournament <sup>%</sup> | TBA                      |

\* - SEC Conference Game | ^ - Acrisure Classic (Palm Springs, Calif.) | # - SEC/ACC Challenge  
 % - SEC Women's Basketball Tournament (Bon Secours Wellness Arena - Greenville, S.C.)  
 All home games played at Memorial Gymnasium  
 All times listed are Central Time and are Subject to Change

### RETURNING STATISTICAL LEADERS

| POINTS   | REBOUNDS  | ASSISTS   | STEALS   | BLOCKS   |
|--|---|---|--|--|
| <br>IVANA MOORE<br>14.2 PPG | <br>SACHA WASHINGTON<br>7.9 RPG | <br>JORDYN OLIVER<br>2.9 APG | <br>SACHA WASHINGTON<br>1.8 SPG | <br>SACHA WASHINGTON<br>1.3 BPG |





## ROSTER BREAKDOWN

### CLASS

**GRADUATE (3):** Leilani Kapinus, Jane Nwaba, Jordyn Oliver

**SENIOR (2):** Iyana Moore, Sacha Washington

**JUNIOR (2):** Jada Brown, Justine Pissott

**SOPHOMORE (4):** Madison Greene, Aga Makurat, Aiyana Mitchell, Khamil Pierre

**FRESHMAN (2):** Mikayla Blakes, Trinity Wilson

### POSITION

**FORWARD (6):** Aiyana Mitchell, Jane Nwaba, Khamil Pierre, Justine Pissott, Sacha Washington, Trinity Wilson

**GUARD (8):** Mikayla Blakes, Jada Brown, Madison Greene, Leilani Kapinus, Aga Makurat, Iyana Moore, Jordyn Oliver, Justine Pissott

### HOME STATE/COUNTRY

**NEW JERSEY (2):** MIKAYLA BLAKES, JUSTINE PISSOTT

**WISCONSIN (2):** LEILANI KAPINUS, IYANA MOORE

**CALIFORNIA (1):** JANE NWABA

**GEORGIA (1):** SACHA WASHINGTON

**ARIZONA (1):** KHAMIL PIERRE

**ARKANSAS (1):** JADA BROWN

**COLORADO (1):** AIYANA MITCHELL

**MINNESOTA (1):** TRINITY WILSON

**OHIO (1):** MADISON GREENE

**POLAND (1):** AGA MAKURAT

**TEXAS (1):** JORDYN OLIVER

### PRONUNCIATION

**JADA BROWN:** (Jay-Duh)

**LEILANI KAPINUS:** (LAY-lawn-EE, Cap-n-IS)

**AGA MAKURAT:** (Ah-gah, Mock-ew-Rah)

**AIYANA MITCHELL:** (Eye-on-Uh)

**IYANA MOORE:** (Eye-on-Uh)

**JANE NWABA:** (Wah-Buh)

**KHAMIL PIERRE:** (KAH-Meel, Pea-Air)

**JUSTINE PISSOTT:** (Pih-SOT)

**SACHA WASHINGTON:** (Sah-SHUH)



FRONT ROW (L-R) MADISON GREENE, LEILANI KAPINUS, JORDYN OLIVER, IYANA MOORE, JADA BROWN, MIKAYLA BLAKES  
BACK ROW (L-R) SACHA WASHINGTON, KHAMIL PIERRE, AGA MAKURAT, AIYANA MITCHELL, JUSTINE PISSOTT, TRINITY WILSON, JANE NWABA

## NUMERICAL ROSTER

| No. | Name             | POS | HT   | YR  | EXP | Hometown (Previous School)                        |
|-----|------------------|-----|------|-----|-----|---|
| 1   | Mikayla Blakes   | G   | 5-8  | Fr. | HS  | Somerset, N.J. (Rutgers Prep)                     |
| 2   | Jada Brown       | G   | 5-8  | Jr. | 2V  | Bentonville, Ark. (Bentonville HS)                |
| 4   | Madison Greene   | G   | 5-6  | So. | 1V  | Columbus, Ohio (Pickerington Central HS)          |
| 5   | Leilani Kapinus  | G   | 5-10 | Gr. | TR  | Madison, Wis. (Penn State)                        |
| 10  | Jane Nwaba       | F   | 5-10 | Gr. | TR  | Carson, Calif. (Pepperdine)                       |
| 11  | Jordyn Oliver    | G   | 5-10 | Gr. | 1V  | Prosper, Texas (Duke)                             |
| 12  | Khamil Pierre    | F   | 6-2  | So. | 1V  | Phoenix, Ariz. (Perry HS)                         |
| 13  | Justine Pissott  | G/F | 6-4  | Jr. | 1V  | Toms River, N.J. (Tennessee)                      |
| 14  | Aiyana Mitchell  | F   | 6-4  | So. | 1V  | Colorado Springs, Colo. (Fountain-Fort Carson HS) |
| 23  | Iyana Moore      | G   | 5-8  | Sr. | 2V  | Milwaukee, Wis. (Blackman HS)                     |
| 24  | Aga Makurat      | G   | 6-2  | So. | 1V  | Sierakowice, Poland (Sopocka Akademia Tenisowa)   |
| 30  | Trinity Wilson   | F   | 6-3  | Fr. | HS  | Lakeville, Minn. (Lakeville North HS)             |
| 35  | Sacha Washington | F   | 6-2  | Sr. | 3V  | Lawrenceville, Ga. (Collins Hill HS)              |

## ALPHABETICAL ROSTER

| No. | Name             | POS | HT   | YR  | EXP | Hometown (Previous School)                        |
|-----|------------------|-----|------|-----|-----|---|
| 1   | Mikayla Blakes   | G   | 5-8  | Fr. | HS  | Somerset, N.J. (Rutgers Prep)                     |
| 2   | Jada Brown       | G   | 5-8  | Jr. | 2V  | Bentonville, Ark. (Bentonville HS)                |
| 4   | Madison Greene   | G   | 5-6  | Fr. | HS  | Columbus, Ohio (Pickerington Central HS)          |
| 5   | Leilani Kapinus  | G   | 5-10 | Gr. | TR  | Madison, Wis. (Penn State)                        |
| 24  | Aga Makurat      | G   | 6-2  | So. | 1V  | Sierakowice, Poland (Sopocka Akademia Tenisowa)   |
| 14  | Aiyana Mitchell  | F   | 6-4  | So. | 1V  | Colorado Springs, Colo. (Fountain-Fort Carson HS) |
| 23  | Iyana Moore      | G   | 5-8  | Sr. | 2V  | Milwaukee, Wis. (Blackman HS)                     |
| 10  | Jane Nwaba       | F   | 5-10 | Gr. | TR  | Carson, Calif. (Pepperdine)                       |
| 11  | Jordyn Oliver    | G   | 5-10 | Gr. | 1V  | Prosper, Texas (Duke)                             |
| 12  | Khamil Pierre    | F   | 6-2  | So. | 1V  | Phoenix, Ariz. (Perry HS)                         |
| 13  | Justine Pissott  | G/F | 6-4  | Jr. | 1V  | Toms River, N.J. (Tennessee)                      |
| 35  | Sacha Washington | F   | 6-2  | Sr. | 3V  | Lawrenceville, Ga. (Collins Hill HS)              |
| 30  | Trinity Wilson   | F   | 6-3  | Fr. | HS  | Lakeville, Minn. (Lakeville North HS)             |

## COACHING STAFF

**HEAD COACH:** Shea Ralph - 4th Season - UConn '01

**ASSOCIATE HEAD COACH:** Tom Garrick - 4th Season - Rhode Island '88

**ASSISTANT COACH:** Ashley Earley - 4th Season - Vanderbilt '05

**ASSISTANT COACH:** Kevin DeMille - 4th Season - UConn '13

**ASSISTANT COACH/AST. DIRECTOR OF OPERATIONS:** Eric Mundinger - 3rd Season - Memphis '20

## SUPPORT STAFF

**CHIEF OF STAFF/EXECUTIVE DIRECTOR OF OPERATIONS:** Chris Brann - 4th Season - Florida State '03

**DIRECTOR OF INTERNAL OPERATIONS/ON-CAMPUS RECRUITING COORDINATOR:** Koko Nelson - 4th Season - Notre Dame '14

**DIRECTOR OF STUDENT-ATHLETE SUCCESS & COMMUNITY RELATIONS:** Kyla Irwin - 3rd Season - UConn '20

**DIRECTOR OF STRENGTH & CONDITIONING COACH:** Jena Ready - 1st Season - Queens '15

**SENIOR ASSOCIATE ATHLETIC TRAINER:** Allison Shepherd - 4th Season - Central Connecticut State '98

**DIRECTOR OF CREATIVE CONTENT:** Leah Dusterhoft - 4th Season - South Dakota '21

**DIRECTOR OF SPECIAL PROJECTS AND ATHLETIC CULTURE:** Yvonne Hawkins - 1st Season - Ashland '83

**DIRECTOR OF PLAYER ENGAGEMENT AND INFLUENCE:** Audrey Montgomery - 1st Season - TCU '21

**VIDEO COORDINATOR:** JT Orem - 1st Season - Kentucky '23

**SPORTS INFORMATION DIRECTOR:** Chris Caskey - 2nd Season - Morehead State '12





## TV/RADIO ROSTER



**1 Mikayla Blakes**

G // 5-8 // Fr.  
Somerset, N.J.  
Rutgers Prep HS



**2 Jada Brown**

G // 5-8 // Jr.  
Bentonville, Ark.  
Bentonville HS



**4 Madison Greene**

G // 5-6 // So.  
Columbus, Ohio  
Pickerington Central HS



**5 Leilani Kapinus**

G // 5-10 // Gr.  
Madison, Wis.  
Penn State  
James Madison Memorial HS



**10 Jane Nwaba**

F // 5-10 // Gr.  
Carlson, Calif.  
Pepperdine  
Palisades Charter HS



**11 Jordyn Oliver**

G // 5-10 // Gr.  
Prosper, Texas  
Duke // Baylor  
Prosper HS



**12 Khamil Pierre**

F // 6-2 // So.  
Phoenix, Ariz.  
Perry HS



**13 Justine Pissott**

G/F // 6-4 // Jr.  
Toms River, N.J.  
Tennessee  
Red Bank Catholic HS



**14 Aiyana Mitchell**

F // 6-4 // So.  
Colorado Springs, Colo.  
Fountain-Fort Carson HS



**23 Iyana Moore**

G // 5-8 // Sr.  
Milwaukee, Wis.  
Blackman HS




**24 Aga Makurat**

G // 6-2 // So.  
Sierakowice, Poland  
Sopocka Akademia  
Tenisowa



**30 Trinity Wilson**

F // 6-3 // Fr.  
Lakeville, Minn.  
Lakeville North HS



**35 Sacha Washington**

F // 6-2 // Sr.  
Lawrenceville, Ga.  
Lawrenceville HS


## COACHING STAFF




**Shea Ralph**  
Head Coach  
4th Season




**Tom Garrick**  
Associate Head Coach  
4th Season



**Ashley Earley**  
Assistant Coach  
4th Season



**Kevin DeMille**  
Assistant Coach  
4th Season



**Eric Mundinger**  
Assistant Coach  
3rd Season







# PLAYER QUICK NOTES



## 1 • MIKAYLA BLAKES

G • 5-8 • Fr. • Somerset, N.J. (Rutgers Prep HS)  
Undeclared

|        | GP-GS | MIN/G | FG% | 3FG% | FT% | R/G | A/G | STL | BLK | PTS/G |
|--------|-------|-------|-----|------|-----|-----|-----|-----|-----|-------|
| 23-24  | ----  | ---   | --- | ---  | --- | --- | --- | --- | --- | ---   |
| CAREER | ----  | ---   | --- | ---  | --- | --- | --- | --- | --- | ---   |

- 2024 McDonald's All-American
- Participated in the 2024 McDonald's All-American Game
- McDonald's All-American Knockout Champion
- Five-star recruit according to HoopGurlz/ESPNW & ranked No. 8 nationally
- 2024 New Jersey Gatorade POY

### TOP GAMES

| 23-24 SEASON | CAREER |
|--------------|--------|
| PTS --       | --     |
| REB --       | --     |
| AST --       | --     |



## 2 • JADA BROWN

G • 5-8 • So. • Bentonville, Ark. (Bentonville HS)  
Human & Organizational Development • (Jay-Duh)

|        | GP-GS | MIN/G | FG%  | 3FG% | FT%  | R/G | A/G | STL | BLK | PTS/G |
|--------|-------|-------|------|------|------|-----|-----|-----|-----|-------|
| 23-24  | 19-0  | 6.7   | .150 | .125 | .667 | 0.6 | 0.4 | 0.1 | 0.0 | 0.6   |
| CAREER | 49-22 | 15.6  | .276 | .281 | .800 | 0.9 | 0.6 | 0.3 | 0.0 | 4.4   |

- Two-time SEC Winter Academic Honor Roll
- Made 22 career starts, all in '22-23
- Scored career-high 12 points vs. No. 13/11 NC State (11/24/22)
- Member of Coach Ralph's first signing class at Vanderbilt

### TOP GAMES

| 23-24 SEASON                             | CAREER                           |
|--|----------------------------------|
| PTS 4, LSU (02/08/24)                    | 12, vs. N.C. State (11/24/22)    |
| REB 4 (2x), Last: Radford (12/31/23)     | 4 (4x), Last: Radford (12/31/23) |
| AST 2 (3x), Last: at Missouri (02/29/24) | 5, Tarleton State (11/15/22)     |



## 4 • MADISON GREENE

G • 5-6 • So. • Columbus, Ohio (Pickerington Central HS)  
Medicine, Health & Society

|        | GP-GS | MIN/G | FG%  | 3FG% | FT%  | R/G | A/G | STL | BLK | PTS/G |
|--------|-------|-------|------|------|------|-----|-----|-----|-----|-------|
| 23-24  | 11-0  | 19.7  | .425 | .357 | .667 | 1.5 | 1.2 | 1.4 | 0.0 | 6.9   |
| CAREER | 11-0  | 19.7  | .425 | .357 | .667 | 1.5 | 1.2 | 1.4 | 0.0 | 6.9   |

- Played in 11 games before missing the final 22 games of '23-24 due to injury
- Scored a career-high 17 pts vs. La. Tech
- Shot 42.5 percent from the floor
- Miss. Ohio Basketball finalist in '23
- McDonald's All-American Nominee in '23

### TOP GAMES

| 23-24 SEASON                    | CAREER                      |
|---------------------------------|-----------------------------|
| PTS 17, vs. La. Tech (12/03/22) | 17, vs. La. Tech (12/03/22) |
| REB 4, at N.C. State (11/29/23) | 4, at N.C. State (11/29/23) |
| AST 4, at N.C. State (11/29/23) | 4, at N.C. State (11/29/23) |



## 5 • LEILANI KAPINUS

G • 5-10 • Gr. • Madison, Wis. (Penn State)  
Human Development Studies • (LAY-lawn-EE, Cap-n-Is)

|        | GP-GS | MIN/G | FG%  | 3FG% | FT%  | R/G | A/G | STL | BLK | PTS/G |
|--------|-------|-------|------|------|------|-----|-----|-----|-----|-------|
| 23-24  | 35-34 | 26.3  | .580 | .410 | .641 | 6.8 | 2.1 | 2.1 | 1.3 | 11.5  |
| CAREER | 95-94 | 27.3  | .483 | .281 | .659 | 6.4 | 2.2 | 2.4 | 1.1 | 10.8  |

- Played three seasons at Penn State
- Two-Time All-Big-Ten Honorable Mention (23, '24)
- Her 228 steals at Penn State ranks 11th in school history
- Collected 1,029 pts, 610 reb, and 210 ast at PSU
- Ranked 2nd in the Big Ten in steals (72) and steals per game (2.06) in 23-24

### TOP GAMES

| 23-24 SEASON                     | CAREER                           |
|----------------------------------|----------------------------------|
| PTS 25, Saint Francis (12/17/23) | 25, vs. Saint Francis (12/17/23) |
| REB 15, George Mason (03/21/24)  | 15, vs. George Mason (03/21/24)  |
| AST 5, Nebraska (01/21/24)       | 6, vs. Michigan State (02/25/23) |



## 10 • JANE NWABA

G • 5-10 • Gr. • Carlson, Calif. (Pepperdine)  
Medicine, Health & Society • (Wah-BUH)

|        | GP-GS  | MIN/G | FG%  | 3FG% | FT%  | R/G | A/G | STL | BLK | PTS/G |
|--------|--------|-------|------|------|------|-----|-----|-----|-----|-------|
| 23-24  | 30-30  | 31.0  | .417 | .222 | .560 | 7.6 | 2.8 | 1.3 | 0.6 | 10.7  |
| CAREER | 105-64 | 24.3  | .417 | .233 | .597 | 5.3 | 1.8 | 1.0 | 0.4 | 7.4   |

- Played four seasons at Pepperdine
- All-WCC Honorable Mention ('24)
- Collected 11 career double-doubles, with nine coming during 23-24
- Averaged 10.0 pts, 6.9 reb, 2.6 ast, & 1.1 stl over her final two seasons at Pepperdine
- 19 double-digit scoring games led the Waves in 23-24

### TOP GAMES

| 23-24 SEASON                         | CAREER                           |
|--------------------------------------|----------------------------------|
| PTS 22, vs. San Francisco (02/01/24) | 22, vs. San Francisco (02/01/24) |
| REB 12 (3x), Last: at LMU (01/27/24) | 12 (3x), Last: at LMU (01/27/24) |
| AST 8, at San Francisco (01/11/24)   | 8, at San Francisco (01/11/24)   |



## 11 • JORDYN OLIVER

G • 5-10 • Gr. • Carlson, Calif. (Duke/Baylor)  
Leadership & Organizational Performance

|        | GP-GS  | MIN/G | FG%  | 3FG% | FT%  | R/G | A/G | STL | BLK | PTS/G |
|--------|--------|-------|------|------|------|-----|-----|-----|-----|-------|
| 23-24  | 32-23  | 26.6  | .580 | .500 | .615 | 4.9 | 2.9 | 1.0 | 0.3 | 5.3   |
| CAREER | 113-33 | 17.0  | .505 | .231 | .491 | 3.3 | 2.3 | 0.8 | 0.3 | 4.1   |

- Started a career-high 23 games in 23-24
- Appeared in 113 collegiate games
- Shot 70% from the field or better in 10 games in 23-24
- Played 2 seasons at Baylor then 1 year at Duke
- ESPN 5-Star Recruit & McDonald's All-American in '19

### TOP GAMES

| 23-24 SEASON                          | CAREER                              |
|---------------------------------------|-------------------------------------|
| PTS 15 (2x), Last: WKU (11/15/23)     | 15 (2x), Last: WKU (11/15/23)       |
| REB 10 (2x), Last: vs. UNI (11/25/23) | 10 (2x), Last: vs. UNI (11/25/23)   |
| AST 7, Ole Miss (02/01/24)            | 10, vs. Northwestern St. (12/18/20) |



## 12 • KHAMIL PIERRE

F • 6-2 • So. • Phoenix, Ariz. (Perry HS)  
Undeclared • (KAH-Meel, Pea-Air)

|        | GP-GS | MIN/G | FG%  | 3FG% | FT%  | R/G | A/G | STL | BLK | PTS/G |
|--------|-------|-------|------|------|------|-----|-----|-----|-----|-------|
| 23-24  | 33-11 | 19.2  | .419 | .222 | .667 | 5.3 | 0.7 | 1.0 | 0.5 | 8.9   |
| CAREER | 33-11 | 19.2  | .419 | .222 | .667 | 5.3 | 0.7 | 1.0 | 0.5 | 8.9   |

- All-SEC Freshman Team ('24)
- SEC Freshman of the Week Program Record Five Times
- Made 11 starts as a true freshman & started the last 10 games of 23-24
- Averaged 10.4 pts, 6.2 reb, 2.6 ast, & 1.1 stl in SEC games
- Collected four double-doubles as a freshman

### TOP GAMES

| 23-24 SEASON                         | CAREER                               |
|--------------------------------------|--------------------------------------|
| PTS 28, at Georgia (02/11/24)        | 28, at Georgia (02/11/24)            |
| REB 15, vs. Florida (03/07/24)       | 15, vs. Florida (03/07/24)           |
| AST 3 (2x), Last: Radford (11/29/23) | 3 (2x), Last: vs. Radford (11/29/23) |



## 13 • JUSTINE PISSOTT

G/F • 6-4 • Jr. • Toms River, N.J. (Tennessee)  
Human & Organizational Development • (Pih-SOT)

|        | GP-GS | MIN/G | FG%  | 3FG% | FT%  | R/G | A/G | STL | BLK | PTS/G |
|--------|-------|-------|------|------|------|-----|-----|-----|-----|-------|
| 23-24  | 33-28 | 21.2  | .356 | .369 | .750 | 2.2 | 0.8 | 0.3 | 0.5 | 6.8   |
| CAREER | 60-28 | 14.8  | .351 | .342 | .778 | 1.6 | 0.6 | 0.2 | 0.4 | 4.6   |

- Appeared in 33 games and made 28 starts in her first season at Vanderbilt in 23-24
- Second on the team with 52 made 3-pointers
- Registered double-digit points in eight games
- Averaged 1.6 3-pt FGM per game in 23-24
- Played one seasons at Tennessee

### TOP GAMES

| 23-24 SEASON                        | CAREER                                |
|-------------------------------------|---------------------------------------|
| PTS 17, vs. Dayton (12/20/23)       | 17, vs. Dayton (12/20/23)             |
| REB 6 (2x), Last: Dayton (12/20/23) | 6 (2x), Last: Dayton (12/20/23)       |
| AST 4, at UT Martin (11/09/23)      | 4 (2x), Last: at UT Martin (11/09/23) |



## 14 • AIYANA MITCHELL

F • 6-4 • So. • Colorado Springs, Colo. (Fountain-Carson HS)  
Undeclared • (EYE-ON-UH)

|        | GP-GS | MIN/G | FG%  | 3FG% | FT%  | R/G | A/G | STL | BLK | PTS/G |
|--------|-------|-------|------|------|------|-----|-----|-----|-----|-------|
| 23-24  | 15-0  | 3.9   | .545 | ---  | .500 | 0.7 | --  | --  | 0.3 | 0.9   |
| CAREER | 15-0  | 3.9   | .545 | ---  | .500 | 0.7 | --  | --  | 0.3 | 0.9   |

- Appeared in 15 games as a true freshman
- Shot 54.5 (6-11) percent from the field
- Scored in seven games in 23-24

### TOP GAMES

| 23-24 SEASON                    | CAREER                      |
|---------------------------------|-----------------------------|
| PTS 3, at Kentucky (01/11/24)   | 3, at Kentucky (01/11/24)   |
| REB 4, Alabama State (11/20/23) | 4, Alabama State (11/20/23) |
| AST --                          | --                          |



## 23 • IYANA MOORE

G • 5-8 • Sr. • Milwaukee, Wis. (Blackman HS)  
Human & Organizational Development • (EYE-ON-UH)

|        | GP-GS | MIN/G | FG%  | 3FG% | FT%  | R/G | A/G | STL | BLK | PTS/G |
|--------|-------|-------|------|------|------|-----|-----|-----|-----|-------|
| 23-24  | 33-33 | 33.0  | .378 | .333 | .827 | 3.5 | 2.8 | 1.4 | 0.1 | 14.2  |
| CAREER | 68-50 | 32.7  | .376 | .360 | .817 | 3.2 | 2.6 | 1.5 | 0.1 | 13.4  |

- All-SEC Second Team ('24)
- Lead the team at 14.2 ppg in 23-24
- Her 17.6 ppg in SEC games ranked 6th in league
- Scored 20-or-more points in 9 games in 23-24
- Made a team-high 57 3-pointers
- Ended 23-24 on a 7-game double-digit scoring streak

### TOP GAMES

| 23-24 SEASON                   | CAREER                     |
|--------------------------------|----------------------------|
| PTS 37, at Kentucky (01/11/24) | 37, at Kentucky (01/11/24) |
| REB 9, at Missouri (02/29/24)  | 9, at Missouri (02/29/24)  |
| AST 8, at Kentucky (01/11/24)  | 8, Kentucky (01/11/24)     |



## PLAYER QUICK NOTES



### 24 • AGA MAKURAT

G • 6-2 • So. • Sierakowice, Poland (Sopocka Akademia Tenisowa)  
Human & Organizational Development • (AH-Gah MOCK-ew-RAH)

|        | GP-GS | MIN/G | FG%  | 3FG% | FT%  | R/G | A/G | STL | BLK | PTS/G |
|--------|-------|-------|------|------|------|-----|-----|-----|-----|-------|
| 23-24  | 33-3  | 14.2  | .341 | .322 | .786 | 1.5 | 0.6 | 0.3 | 0.4 | 3.9   |
| CAREER | 33-3  | 14.2  | .341 | .322 | .786 | 1.5 | 0.6 | 0.3 | 0.4 | 3.9   |

- Appeared in 33 games and made three starts in her first year at Vanderbilt
- Made 29 3-pointers in 23-24
- Shot 32.2% from behind the arc in 23-24
- Vanderbilt was 3-0 in games she started
- Led the Commodores in scoring twice in 23-24

### TOP GAMES

| 23-24 SEASON                                    | CAREER                                      |
|---|---|
| PTS 18 (2x), Last: at South Carolina (01/28/24) | 18 (2x), Last: at South Carolina (01/28/24) |
| REB 7, at South Carolina (01/28/24)             | 7, at South Carolina (01/28/24)             |
| AST 3 (2x), Last: at Kentucky (01/11/24)        | 3 (2x), Last: at Kentucky (01/11/24)        |



### 30 • TRINITY WILSON

F • 6-3 • Fr. • Lakeville, Minn. (Lakeville North HS)  
Undeclared

|        | GP-GS | MIN/G | FG% | 3FG% | FT% | R/G | A/G | STL | BLK | PTS/G |
|--------|-------|-------|-----|------|-----|-----|-----|-----|-----|-------|
| 23-24  | ---   | ---   | --- | ---  | --- | --- | --- | --- | --- | ---   |
| CAREER | ---   | ---   | --- | ---  | --- | --- | --- | --- | --- | ---   |

- Ranked the fifth-best player in Minnesota according to PrepGirlsHoops.com
- Selected to Minnesota All-Star Basketball Game
- Collected over 1,000 pts and 1,000 reb during her prep career

### TOP GAMES

| 23-24 SEASON | CAREER |
|--------------|--------|
| PTS --       | --     |
| REB --       | --     |
| AST --       | --     |



### 35 • SACHA WASHINGTON

F • 6-2 • Sr. • Lawrenceville, Ga. (Collins Hill HS)  
Human & Organizational Development • (Sah-SHUH)

|        | GP-GS | MIN/G | FG%  | 3FG% | FT%  | R/G | A/G | STL | BLK | PTS/G |
|--------|-------|-------|------|------|------|-----|-----|-----|-----|-------|
| 23-24  | 33-33 | 29.1  | .526 | ---  | .639 | 7.9 | 1.3 | 1.6 | 1.3 | 12.1  |
| CAREER | 99-72 | 24.9  | .487 | .000 | .639 | 7.3 | 1.1 | 1.0 | 1.1 | 10.2  |

- Appeared in 99 games and made 72 starts in three seasons at Vanderbilt
- Averaged a career-best 12.1 ppg as a junior
- Led the team with 8 double-doubles in 23-24
- Led Vandy with 7.9 rpg in 23-24
- Led the Dores in scoring seven times in 23-24

### TOP GAMES

| 23-24 SEASON                    | CAREER                      |
|---------------------------------|-----------------------------|
| PTS 33, vs. La. Tech (12/03/22) | 33, vs. La. Tech (12/03/22) |
| REB 17, Fairfield (11/12/23)    | 17, Fairfield, (11/12/23)   |
| AST 7, Fairfield (11/12/23)     | 7, Fairfield, (11/12/23)    |



### HC SHEA RALPH

Fourth Season • UConn '01  
7-Time NCAA National Champion • 2000 NCAA Tournament MOP

- 51-48 overall record through three seasons at Vanderbilt
- Guided Vanderbilt to its first NCAA Tournament bid since the 2014 NCAA Tournament in 2023-24 and posted the Dores' first NCAA Tournament victory since 2013
- Posted the largest win improvement from one season to next in school history during the 2023-24 season, as Vandy's 23 victories marked an 11-win improvement from 2022-23
- Guided Vandy to a school record six SEC road wins in '23-'24
- Five players have earned All-SEC honors under Ralph

### RALPH COACHING CAREER AT VANDERBILT

| SEASON       | OVERALL      | CONF.        | SEC FINISH | POSTSEASON            |
|--------------|--------------|--------------|------------|-----------------------|
| 2021-22      | 16-19        | 4-12         | T-12th     | WNIT Sweet 16         |
| 2022-23      | 12-19        | 3-13         | 12th       | --                    |
| 2023-24      | 23-10        | 9-7          | 6th        | NCAA 1st Rd           |
| <b>TOTAL</b> | <b>51-48</b> | <b>16-32</b> |            | <b>1 NCAA, 1 WNIT</b> |



# 2023-24 OVERALL STATS

## Game Records

| Record         | Overall | Home | Away | Neutral |
|----------------|---------|------|------|---------|
| ALL GAMES      | 23-10   | 12-5 | 8-3  | 3-2     |
| CONFERENCE     | 9-7     | 3-5  | 6-2  | 0-0     |
| NON-CONFERENCE | 14-3    | 9-0  | 2-1  | 3-2     |

## Score by Periods

| Team       | 1st | 2nd | 3rd | 4th | OT | TOT  |
|------------|-----|-----|-----|-----|----|------|
| Vanderbilt | 531 | 559 | 591 | 579 | 0  | 2260 |
| Opponents  | 473 | 441 | 597 | 546 | 0  | 2057 |

## Team Box Score

| No.              | Player            |           |             |      | Total           |             | 3-Point        |             | F-Throw        |             | Rebounds   |            |             |             |            |           |            |            |            |            |             |             |
|------------------|-------------------|-----------|-------------|------|-----------------|-------------|----------------|-------------|----------------|-------------|------------|------------|-------------|-------------|------------|-----------|------------|------------|------------|------------|-------------|-------------|
|                  |                   | GP-GS     | MIN         | AVG  | FG-FGA          | FG%         | 3FG-3FGA       | 3FG%        | FT-FTA         | FT%         | OFF        | DEF        | TOT         | AVG         | PF         | DQ        | A          | TO         | BLK        | STL        | PTS         | AVG         |
| 23               | MOORE, Iyana      | 33-33     | 1089:11     | 33.0 | 151-399         | .378        | 57-171         | .333        | 110-133        | .827        | 32         | 83         | 115         | 3.5         | 81         | 0         | 91         | 83         | 3          | 45         | 469         | 14.2        |
| 35               | WASHINGTON, Sacha | 33-33     | 959:09      | 29.1 | 163-310         | .526        | 0-0            | .000        | 72-117         | .615        | 118        | 144        | 262         | 7.9         | 91         | 4         | 44         | 90         | 44         | 52         | 398         | 12.1        |
| 3                | CAMBRIDGE, Jordyn | 33-33     | 1145:59     | 34.7 | 135-391         | .345        | 44-161         | .273        | 81-113         | .717        | 55         | 140        | 195         | 5.9         | 87         | 4         | 147        | 89         | 8          | 117        | 395         | 12.0        |
| 12               | PIERRE, Khamil    | 33-11     | 633:53      | 19.2 | 112-267         | .419        | 2-9            | .222        | 68-102         | .667        | 63         | 112        | 175         | 5.3         | 86         | 2         | 22         | 55         | 15         | 33         | 294         | 8.9         |
| 4                | GREENE, Madison   | 11-0      | 217:11      | 19.7 | 31-73           | .425        | 10-28          | .357        | 4-6            | .667        | 5          | 11         | 16          | 1.5         | 22         | 0         | 13         | 14         | 0          | 15         | 76          | 6.9         |
| 13               | PISSOTT, Justine  | 33-28     | 698:21      | 21.2 | 80-225          | .356        | 52-141         | .369        | 12-16          | .750        | 14         | 57         | 71          | 2.2         | 54         | 1         | 25         | 40         | 17         | 10         | 224         | 6.8         |
| 11               | OLIVER, Jordyn    | 32-23     | 852:13      | 26.6 | 76-131          | .580        | 1-2            | .500        | 16-26          | .615        | 58         | 100        | 158         | 4.9         | 42         | 0         | 92         | 47         | 9          | 33         | 169         | 5.3         |
| 24               | MAKURAT, Aga      | 33-3      | 469:20      | 14.2 | 44-129          | .341        | 29-90          | .322        | 11-14          | .786        | 12         | 37         | 49          | 1.5         | 29         | 0         | 19         | 32         | 13         | 10         | 128         | 3.9         |
| 5                | ALLEN, RYANNE     | 30-0      | 200:11      | 6.7  | 20-50           | .400        | 15-40          | .375        | 14-17          | .824        | 7          | 20         | 27          | 0.9         | 17         | 0         | 13         | 8          | 1          | 8          | 69          | 2.3         |
| 14               | MITCHELL, Aiyana  | 15-0      | 58:25       | 3.9  | 6-11            | .545        | 0-0            | .000        | 2-4            | .500        | 4          | 7          | 11          | 0.7         | 10         | 0         | 0          | 3          | 4          | 0          | 14          | 0.9         |
| 2                | BROWN, Jada       | 19-0      | 127:33      | 6.7  | 3-20            | .150        | 2-16           | .125        | 4-6            | .667        | 2          | 9          | 11          | 0.6         | 12         | 0         | 7          | 6          | 0          | 2          | 12          | 0.6         |
| 21               | LACHANCE, Bella   | 22-1      | 148:35      | 6.8  | 4-12            | .333        | 0-4            | .000        | 4-6            | .667        | 2          | 14         | 16          | 0.7         | 9          | 0         | 14         | 4          | 1          | 9          | 12          | 0.5         |
| Team             |                   |           |             |      |                 |             |                |             |                |             | 64         | 72         | 136         |             |            |           |            | 13         |            |            |             |             |
| <b>Total</b>     |                   | <b>33</b> | <b>6600</b> |      | <b>825-2018</b> | <b>.409</b> | <b>212-662</b> | <b>.320</b> | <b>398-560</b> | <b>.711</b> | <b>436</b> | <b>806</b> | <b>1242</b> | <b>37.6</b> | <b>540</b> | <b>11</b> | <b>487</b> | <b>484</b> | <b>115</b> | <b>334</b> | <b>2260</b> | <b>68.5</b> |
| <b>Opponents</b> |                   | <b>33</b> | <b>6600</b> |      | <b>761-1883</b> | <b>.404</b> | <b>196-670</b> | <b>.293</b> | <b>339-480</b> | <b>.706</b> | <b>370</b> | <b>806</b> | <b>1176</b> | <b>35.6</b> | <b>561</b> | <b>12</b> | <b>403</b> | <b>585</b> | <b>95</b>  | <b>235</b> | <b>2057</b> | <b>62.3</b> |

## Team Statistics

|                        | VU              | OPP             |
|------------------------|-----------------|-----------------|
| <b>Scoring</b>         | <b>2260</b>     | <b>2057</b>     |
| Points per game        | 68.5            | 62.3            |
| Scoring margin         | +6.2            | -               |
| <b>Field goals-att</b> | <b>825-2018</b> | <b>761-1883</b> |
| Field goal pct         | .409            | .404            |
| <b>3 point fg-att</b>  | <b>212-662</b>  | <b>196-670</b>  |
| 3-point FG pct         | .320            | .293            |
| 3-pt FG made per game  | 6.4             | 5.9             |
| <b>Free throws-att</b> | <b>398-560</b>  | <b>339-480</b>  |
| Free throw pct         | .711            | .706            |
| F-Throws made per game | 12.1            | 10.3            |
| <b>Rebounds</b>        | <b>1242</b>     | <b>1176</b>     |
| Rebounds per game      | 37.6            | 35.6            |
| Rebounding margin      | +2.0            | -               |
| <b>Assists</b>         | <b>487</b>      | <b>403</b>      |
| Assists per game       | 14.8            | 12.2            |
| <b>Turnovers</b>       | <b>484</b>      | <b>585</b>      |
| Turnovers per game     | 14.7            | 17.7            |
| Turnover margin        | +3.1            | -               |
| Assist/turnover ratio  | 1.0             | 0.7             |
| <b>Steals</b>          | <b>334</b>      | <b>235</b>      |
| Steals per game        | 10.1            | 7.1             |
| <b>Blocks</b>          | <b>115</b>      | <b>95</b>       |
| Blocks per game        | 3.5             | 2.9             |
| <b>Winning streak</b>  | <b>0</b>        | <b>-</b>        |
| Home win streak        | 1               | -               |
| <b>Attendance</b>      | <b>47479</b>    | <b>57212</b>    |
| Home games-Avg/Game    | 17-2793         | 11-5201         |
| Neutral site-Avg/Game  | -               | 5-3435          |

## Team Results

| Date       | Opponent           |   | Score | Att.  |
|------------|--------------------|---|-------|-------|
| 11/06/2023 | Kennesaw St.       | W | 98-51 | 2943  |
| 11/09/2023 | at UT Martin       | W | 70-68 | 1987  |
| 11/12/2023 | Fairfield          | W | 73-70 | 1886  |
| 11/15/2023 | Western Ky.        | W | 77-74 | 1642  |
| 11/20/2023 | Alabama St.        | W | 88-42 | 1612  |
| 11/24/2023 | vs Iowa St.        | W | 68-53 | 235   |
| 11/25/2023 | vs UNI             | W | 68-64 | 228   |
| 11/29/2023 | at NC State        | L | 62-70 | 5500  |
| 12/03/2023 | Louisiana Tech     | W | 71-63 | 1829  |
| 12/07/2023 | at Butler          | W | 51-39 | 873   |
| 12/17/2023 | Lipscomb           | W | 72-50 | 2258  |
| 12/20/2023 | Dayton             | W | 70-53 | 1855  |
| 12/29/2023 | FDU                | W | 73-41 | 1960  |
| 12/31/2023 | Radford            | W | 80-53 | 1834  |
| 01/04/2024 | at Mississippi St. | W | 71-66 | 4261  |
| 01/07/2024 | Florida            | W | 63-57 | 4737  |
| 01/11/2024 | at Kentucky        | W | 95-73 | 3339  |
| 01/14/2024 | Missouri           | L | 63-65 | 2560  |
| 01/18/2024 | Auburn             | W | 53-50 | 1848  |
| 01/21/2024 | at Tennessee       | L | 64-73 | 9088  |
| 01/28/2024 | at South Carolina  | L | 74-91 | 18000 |
| 02/01/2024 | Ole Miss           | L | 61-67 | 2106  |
| 02/05/2024 | Alabama            | L | 66-74 | 2057  |
| 02/08/2024 | LSU                | L | 62-85 | 6354  |
| 02/11/2024 | at Georgia         | W | 61-55 | 3187  |
| 02/15/2024 | at Texas A&M       | W | 49-45 | 3067  |
| 02/18/2024 | Tennessee          | L | 61-86 | 6259  |
| 02/25/2024 | at Arkansas        | W | 62-53 | 3839  |
| 02/29/2024 | at Missouri        | W | 68-61 | 4071  |
| 03/03/2024 | Georgia            | W | 72-55 | 3739  |
| 03/07/2024 | vs Florida         | L | 59-62 | 7187  |
| 03/20/2024 | vs Columbia        | W | 72-68 | 599   |
| 03/22/2024 | vs Baylor          | L | 63-80 | 8925  |





# 2023-24 SEC STATS

## Game Records

| Record         | Overall | Home | Away | Neutral |
|----------------|---------|------|------|---------|
| ALL GAMES      | 9-7     | 3-5  | 6-2  | 0-0     |
| CONFERENCE     | 9-7     | 3-5  | 6-2  | 0-0     |
| NON-CONFERENCE | 0-0     | 0-0  | 0-0  | 0-0     |

## Score by Periods

| Team       | 1st | 2nd | 3rd | 4th | OT | TOT  |
|------------|-----|-----|-----|-----|----|------|
| Vanderbilt | 225 | 249 | 296 | 275 | 0  | 1045 |
| Opponents  | 240 | 230 | 302 | 284 | 0  | 1056 |

## Team Box Score

| No.              | Player            |           |             |      | Total          |             | 3-Point        |             | F-Throw        |             | Rebounds   |            |            |             |            |          |            |            |           |            |             |             |
|------------------|-------------------|-----------|-------------|------|----------------|-------------|----------------|-------------|----------------|-------------|------------|------------|------------|-------------|------------|----------|------------|------------|-----------|------------|-------------|-------------|
|                  |                   | GP-GS     | MIN         | AVG  | FG-FGA         | FG%         | 3FG-3FGA       | 3FG%        | FT-FTA         | FT%         | OFF        | DEF        | TOT        | AVG         | PF         | DQ       | A          | TO         | BLK       | STL        | PTS         | AVG         |
| 23               | MOORE, Iyana      | 16-16     | 603:39      | 37.7 | 89-214         | .416        | 35-96          | .365        | 69-75          | .920        | 11         | 50         | 61         | 3.8         | 41         | 0        | 47         | 47         | 2         | 22         | 282         | 17.6        |
| 12               | PIERRE, Khamil    | 16-7      | 355:20      | 22.2 | 60-147         | .408        | 2-9            | .222        | 45-61          | .738        | 30         | 69         | 99         | 6.2         | 45         | 1        | 13         | 29         | 5         | 18         | 167         | 10.4        |
| 35               | WASHINGTON, Sacha | 16-16     | 462:13      | 28.9 | 63-138         | .457        | 0-0            | .000        | 34-50          | .680        | 51         | 62         | 113        | 7.1         | 46         | 3        | 15         | 42         | 18        | 17         | 160         | 10.0        |
| 3                | CAMBRIDGE, Jordyn | 16-16     | 559:44      | 35.0 | 55-191         | .288        | 17-83          | .205        | 30-43          | .698        | 17         | 58         | 75         | 4.7         | 48         | 3        | 71         | 48         | 4         | 43         | 157         | 9.8         |
| 13               | PISSOTT, Justine  | 16-14     | 354:25      | 22.2 | 39-101         | .386        | 29-71          | .408        | 0-0            | .000        | 5          | 35         | 40         | 2.5         | 24         | 1        | 8          | 23         | 9         | 7          | 107         | 6.7         |
| 11               | OLIVER, Jordyn    | 16-10     | 420:05      | 26.3 | 31-56          | .554        | 0-1            | .000        | 6-9            | .667        | 25         | 46         | 71         | 4.4         | 28         | 0        | 43         | 23         | 3         | 18         | 68          | 4.3         |
| 24               | MAKURAT, Aga      | 16-0      | 206:52      | 12.9 | 17-54          | .315        | 12-42          | .286        | 3-4            | .750        | 7          | 17         | 24         | 1.5         | 9          | 0        | 7          | 16         | 5         | 5          | 49          | 3.1         |
| 5                | ALLEN, Ryanne     | 15-0      | 83:25       | 5.6  | 9-21           | .429        | 8-19           | .421        | 3-5            | .600        | 1          | 7          | 8          | 0.5         | 9          | 0        | 0          | 4          | 1         | 2          | 29          | 1.9         |
| 14               | MITCHELL, Aiyana  | 6-0       | 31:16       | 5.2  | 4-5            | .800        | 0-0            | .000        | 1-2            | .500        | 2          | 2          | 4          | 0.7         | 6          | 0        | 0          | 1          | 3         | 0          | 9           | 1.5         |
| 2                | BROWN, Jada       | 9-0       | 60:29       | 6.7  | 2-9            | .222        | 2-7            | .286        | 4-6            | .667        | 1          | 1          | 2          | 0.2         | 7          | 0        | 2          | 2          | 0         | 1          | 10          | 1.1         |
| 21               | LACHANCE, Bella   | 13-1      | 62:31       | 4.8  | 2-4            | .500        | 0-1            | .000        | 3-4            | .750        | 0          | 6          | 6          | 0.5         | 6          | 0        | 4          | 1          | 0         | 2          | 7           | 0.5         |
| Team             |                   |           |             |      |                |             |                |             |                |             | 35         | 36         | 71         |             |            |          |            | 8          |           |            |             |             |
| <b>Total</b>     |                   | <b>16</b> | <b>3200</b> |      | <b>371-940</b> | <b>.395</b> | <b>105-329</b> | <b>.319</b> | <b>198-259</b> | <b>.764</b> | <b>185</b> | <b>389</b> | <b>574</b> | <b>35.9</b> | <b>269</b> | <b>8</b> | <b>210</b> | <b>244</b> | <b>50</b> | <b>135</b> | <b>1045</b> | <b>65.3</b> |
| <b>Opponents</b> |                   | <b>16</b> | <b>3200</b> |      | <b>392-929</b> | <b>.422</b> | <b>85-287</b>  | <b>.296</b> | <b>187-257</b> | <b>.728</b> | <b>178</b> | <b>395</b> | <b>573</b> | <b>35.8</b> | <b>261</b> | <b>6</b> | <b>192</b> | <b>248</b> | <b>51</b> | <b>120</b> | <b>1056</b> | <b>66.0</b> |

## Team Statistics

|                        | VU             | OPP            |
|------------------------|----------------|----------------|
| <b>Scoring</b>         | <b>1045</b>    | <b>1056</b>    |
| Points per game        | 65.3           | 66.0           |
| Scoring margin         | -0.7           | -              |
| <b>Field goals-att</b> | <b>371-940</b> | <b>392-929</b> |
| Field goal pct         | .395           | .422           |
| <b>3 point fg-att</b>  | <b>105-329</b> | <b>85-287</b>  |
| 3-point FG pct         | .319           | .296           |
| 3-pt FG made per game  | 6.6            | 5.3            |
| <b>Free throws-att</b> | <b>198-259</b> | <b>187-257</b> |
| Free throw pct         | .764           | .728           |
| F-Throws made per game | 12.4           | 11.7           |
| <b>Rebounds</b>        | <b>574</b>     | <b>573</b>     |
| Rebounds per game      | 35.9           | 35.8           |
| Rebounding margin      | +0.1           | -              |
| <b>Assists</b>         | <b>210</b>     | <b>192</b>     |
| Assists per game       | 13.1           | 12.0           |
| <b>Turnovers</b>       | <b>244</b>     | <b>248</b>     |
| Turnovers per game     | 15.3           | 15.5           |
| Turnover margin        | +0.3           | -              |
| Assist/turnover ratio  | 0.9            | 0.8            |
| <b>Steals</b>          | <b>135</b>     | <b>120</b>     |
| Steals per game        | 8.4            | 7.5            |
| <b>Blocks</b>          | <b>50</b>      | <b>51</b>      |
| Blocks per game        | 3.1            | 3.2            |
| <b>Winning streak</b>  | <b>3</b>       | <b>-</b>       |
| Home win streak        | 1              | -              |
| <b>Attendance</b>      | <b>29660</b>   | <b>48852</b>   |
| Home games-Avg/Game    | 8-3708         | 8-6107         |
| Neutral site-Avg/Game  | -              | 0-0            |

## Team Results

| Date       | Opponent           | Score   | Att.  |
|------------|--------------------|---------|-------|
| 01/04/2024 | at Mississippi St. | W 71-66 | 4261  |
| 01/07/2024 | Florida            | W 63-57 | 4737  |
| 01/11/2024 | at Kentucky        | W 95-73 | 3339  |
| 01/14/2024 | Missouri           | L 63-65 | 2560  |
| 01/18/2024 | Auburn             | W 53-50 | 1848  |
| 01/21/2024 | at Tennessee       | L 64-73 | 9088  |
| 01/28/2024 | at South Carolina  | L 74-91 | 18000 |
| 02/01/2024 | Ole Miss           | L 61-67 | 2106  |
| 02/05/2024 | Alabama            | L 66-74 | 2057  |
| 02/08/2024 | LSU                | L 62-85 | 6354  |
| 02/11/2024 | at Georgia         | W 61-55 | 3187  |
| 02/15/2024 | at Texas A&M       | W 49-45 | 3067  |
| 02/18/2024 | Tennessee          | L 61-86 | 6259  |
| 02/25/2024 | at Arkansas        | W 62-53 | 3839  |
| 02/29/2024 | at Missouri        | W 68-61 | 4071  |
| 03/03/2024 | Georgia            | W 72-55 | 3739  |







## 2023-24 GAME-BY-GAME STARTERS

| Team               | G         | G      | G        | F       | F          | Result   |
|--------------------|-----------|--------|----------|---------|------------|----------|
| Kennesaw State     | Cambridge | Oliver | Moore    | Makurat | Washington | W, 98-51 |
| at UT Martin       | Cambridge | Oliver | Moore    | Makurat | Washington | W, 70-68 |
| Fairfield          | Cambridge | Oliver | Moore    | Pissott | Washington | W, 73-70 |
| Western Kentucky   | Cambridge | Oliver | Moore    | Pissott | Washington | W, 77-74 |
| Alabama State      | Cambridge | Oliver | Moore    | Pissott | Washington | W, 88-42 |
| vs. Iowa State     | Cambridge | Oliver | Moore    | Pissott | Washington | W, 68-53 |
| vs. Northern Iowa  | Cambridge | Oliver | Moore    | Pissott | Washington | W, 68-64 |
| at NC State        | Cambridge | Oliver | Moore    | Pissott | Washington | L, 62-70 |
| Louisiana Tech     | Cambridge | Oliver | Moore    | Pissott | Washington | W, 71-63 |
| at Butler          | Cambridge | Oliver | Moore    | Pissott | Washington | W, 51-39 |
| Lipscomb           | Cambridge | Oliver | Moore    | Pissott | Washington | W, 72-50 |
| Dayton             | Cambridge | Oliver | Moore    | Pissott | Washington | W, 70-53 |
| FDU                | Cambridge | Oliver | Moore    | Makurat | Washington | W, 73-41 |
| Radford            | Cambridge | Moore  | Pissott  | Pierre  | Washington | W, 80-53 |
| at Mississippi St. | Cambridge | Oliver | Moore    | Pissott | Washington | W, 71-66 |
| Florida            | Cambridge | Oliver | Moore    | Pissott | Washington | W, 63-57 |
| at Kentucky        | Cambridge | Oliver | Moore    | Pissott | Washington | W, 95-73 |
| Missouri           | Cambridge | Oliver | Moore    | Pissott | Washington | L, 63-65 |
| Auburn             | Cambridge | Oliver | Moore    | Pissott | Washington | W, 53-50 |
| at Tennessee       | Cambridge | Oliver | Moore    | Pissott | Washington | L, 64-73 |
| at South Carolina  | Cambridge | Oliver | Moore    | Pissott | Washington | L, 74-91 |
| Ole Miss           | Cambridge | Oliver | Moore    | Pissott | Washington | L, 61-67 |
| Alabama            | Cambridge | Oliver | Moore    | Pissott | Washington | L, 66-74 |
| LSU                | Cambridge | Oliver | Moore    | Pierre  | Washington | L, 62-85 |
| at Georgia         | Cambridge | Moore  | Pissott  | Pierre  | Washington | W, 61-55 |
| at Texas A&M       | Cambridge | Moore  | Pissott  | Pierre  | Washington | W, 49-45 |
| Tennessee          | Cambridge | Moore  | Pissott  | Pierre  | Washington | L, 61-86 |
| at Arkansas        | Cambridge | Moore  | Pissott  | Pierre  | Washington | W, 62-53 |
| at Missouri        | Cambridge | Moore  | Pissott  | Pierre  | Washington | W, 68-61 |
| Georgia            | Cambridge | Moore  | LaChance | Pierre  | Washington | W, 72-55 |
| vs. Florida        | Cambridge | Moore  | Pissott  | Pierre  | Washington | L, 59-62 |
| vs. Columbia       | Cambridge | Moore  | Pissott  | Pierre  | Washington | W, 72-68 |
| vs. Baylor         | Cambridge | Moore  | Pissott  | Pierre  | Washington | L, 63-80 |

| LINEUP RECORDS                             |      |
|--|------|
| Cambridge/Oliver/Moore/Makurat/Washington  | 3-0  |
| Cambridge/Oliver/Moore/Pissott/Washington  | 14-6 |
| Cambridge/Moore/Pissott/Pierre/Washington  | 6-3  |
| Cambridge/Moore/LaChance/Pierre/Washington | 1-0  |
| Cambridge/Oliver/Moore/Pierre/Washington   | 0-1  |

## 2023-24 LEADERS & MISCELLANEOUS STATS

|  |  |   |
|--|--|---|
| <b>Leading Scorer - Season</b><br>Iyana Moore - 14.2 ppg   | <b>Ind. High Points - Game</b><br>Iyana Moore - 37 pts<br>(Jan. 11, 2024 - at Kentucky)            | <b>Largest Margin of Victory</b><br>47 pts - 98-51<br>Nov. 6, 2023 - vs. Kennesaw State |
| <b>Leader in FG% - Season</b><br>Jordyn Oliver - 58.5%   | <b>Ind. High Rebounds - Game</b><br>Sacha Washington - 17 reb<br>(Nov. 12, 2023 - Fairfield)       | <b>Largest Halftime Lead</b><br>37 pts - 66-29<br>Nov. 6, 2023 - vs. Kennesaw State     |
| <b>Leader in FT% - Season</b><br>Iyana Moore - 83.7%   | <b>Ind. High FTM - Game</b><br>Iyana Moore - 11 FTM<br>(March 3, 2024 - Georgia)                   | <b>Largest Halftime Deficit</b><br>19 pts - 39-20<br>Feb. 8, 2024 - vs. LSU             |
| <b>Leader in 3-P FG% - Season</b><br>Justine Pissott - 38.0%   | <b>Ind. High 3-Pt FGM - Game</b><br>Aga Makurat - 5 3-Pt FGM<br>(Nov. 15, 2023 - Western Kentucky) | <b>Largest Vandy Lead</b><br>51 pts - 80-29<br>Nov. 6, 2023 - vs. Kennesaw State        |
| <b>Leader in 3-P FGM - Season</b><br>Iyana Moore - 55 3-Pt FGM   | <b>Ind. High Assists - Game</b><br>Jordyn Cambridge 5 3-Pt FGM<br>(Nov. 25, 2023 - Northern Iowa)  | <b>Largest Vandy Deficit</b><br>26 pts - 62-36<br>Nov. 29, 2023 - at NC State           |
| <b>Leading Rebounder - Season</b><br>Sacha Washington - 8.1 rpg  | <b>Ind. High Blocks - Game</b><br>Sacha Washington - 6 blk<br>(Dec. 20, 2023 - Dayton)             | <b>Longest Scoring Run</b><br>19-0<br>Nov. 6, 2023 - vs. Kennesaw State                 |
| <b>Leader in Assists - Season</b><br>Jordyn Cambridge - 4.4 apg  | <b>Ind. High Steals - Game</b><br>Sacha Washington - 8 stl<br>(Dec. 3, 2023 - Louisiana Tech)      | <b>Longest Opp. Scoring Run</b><br>14-0<br>Feb. 5, 2024 - Alabama                       |
| <b>Leader in Blocks - Season</b><br>Sacha Washington - 1.4 bpg   | <b>Ind. High Steals - Game</b><br>Jordyn Cambridge - 8 stl<br>(Dec. 31, 2023 - Radford)            | <b>Largest 1st Half Deficit in a Win</b><br>9 pts - 9-0<br>Jan. 18, 2024 - vs. Auburn   |
| <b>Leader in Steals - Season</b><br>Jordyn Cambridge - 3.6 spg   |  | <b>Largest 2nd Half Deficit in a Win</b><br>12 - Nov. 9, 2023 - at UT Martin            |
| <b>20-Pt Scoring Games</b><br>Iyana Moore, 9<br>Jordyn Cambridge, 4<br>Sacha Washington, 3<br>Khamil Pierre, 1 |  |   |
| <b>30-Pt Scoring Games</b><br>Iyana Moore, 1<br>Sacha Washington, 1  |  |   |

## STAT SUPERLATIVES

### MOST GAMES PLAYED

113, JORDYN OLIVER\*

### MOST GAMES PLAYED AT VANDY

99, SACHA WASHINGTON

### MOST GAMES STARTED

94, LEILANI KAPINUS\*

### MOST GAMES STARTED AT VANDY

76, SACHA WASHINGTON

### MOST CONSECUTIVE GAMES PLAYED

99, SACHA WASHINGTON

### MOST CONSECUTIVE GAMES STARTED

72, SACHA WASHINGTON

### GAMES W/ DOUBLE-DIGIT POINTS

|                  | 2023-24 CAREER |    |
|------------------|----------------|----|
| IYANA MOORE      | 22             | 43 |
| LEILANI KAPINUS* | 21             | 59 |
| SACHA WASHINGTON | 20             | 50 |
| JANE NWABA*      | 19             | 36 |
| KHAMIL PIERRE    | 14             | 14 |
| JUSTINE PISSOTT* | 7              | 8  |
| JORDYN OLIVER*   | 3              | 10 |
| MADISON GREENE   | 3              | 3  |
| AGA MAKURAT      | 3              | 3  |
| JADA BROWN       | --             | 2  |

### GAMES W/ DOUBLE-DIGIT REBOUNDS

|                  | 2023-24 CAREER |    |
|------------------|----------------|----|
| JANE NWABA*      | 11             | 14 |
| SACHA WASHINGTON | 10             | 27 |
| LEILANI KAPINUS* | 5              | 14 |
| KHAMIL PIERRE    | 4              | 4  |
| JORDYN OLIVER*   | 2              | 3  |

### DOUBLE-DOUBLES

|                  | 2023-24 CAREER |    |
|------------------|----------------|----|
| SACHA WASHINGTON | 9              | 22 |
| JANE NWABA*      | 9              | 11 |
| LEILANI KAPINUS* | 5              | 12 |
| KHAMIL PIERRE    | 4              | 4  |
| JORDYN OLIVER*   | 1              | 3  |

### 20-POINT GAMES

|                  | 2023-24 CAREER |    |
|------------------|----------------|----|
| IYANA MOORE      | 9              | 13 |
| SACHA WASHINGTON | 3              | 6  |
| LEILANI KAPINUS* | 3              | 6  |
| KHAMIL PIERRE    | 1              | 1  |
| JANE NWABA*      | 1              | 1  |

### 30-POINT GAMES

|                  | 2023-24 CAREER |   |
|------------------|----------------|---|
| IYANA MOORE      | 1              | 2 |
| SACHA WASHINGTON | 1              | 1 |

### CURRENT DOUBLE-DIGIT SCORING STREAK

7, IYANA MOORE

### CONSECUTIVE GAMES W/ MADE 3-POINTER

7, IYANA MOORE

### CONSECUTIVE GAMES W/ AN ASSIST

14, IYANA MOORE

### CONSECUTIVE GAMES W/ A BLOCK

2, JORDYN OLIVER

### CONSECUTIVE GAMES W/ A STEAL

12, IYANA MOORE

\* STARTED COLLEGIATE CAREER AT ANOTHER SCHOOL







## 2023-24 GAME LEADERS

| OPPONENT             | DATE     | SCORE | W/L | POINTS                  | REBOUNDS                    | ASSISTS                         | STEALS                   | BLOCKS                           |
|----------------------|----------|-------|-----|-------------------------|-----------------------------|---------------------------------|--------------------------|----------------------------------|
| Kennesaw State       | 11-06-23 | 98-51 | W   | Washington (16)         | Allen/Pierre/Washington (6) | Cambridge (7)                   | Cambridge (5)            | Makurat/Pierre (2)               |
| at UT Martin         | 11-09-23 | 70-68 | W   | Washington (18)         | Cambridge (12)              | Cambridge (6)                   | Cambridge (4)            | Pissott/Washington (2)           |
| Fairfield            | 11-12-23 | 73-70 | W   | Moore (25)              | Washington (17)             | Washington (7)                  | Cambridge (5)            | N/A                              |
| Western Kentucky     | 11-15-23 | 77-74 | W   | Makurat (18)            | Cambridge (13)              | Cambridge (8)                   | Washington (5)           | Washington (4)                   |
| Alabama State        | 11-20-23 | 88-42 | W   | Washington (24)         | Washington (7)              | Cambridge (7)                   | Cambridge (5)            | Pierre (2)                       |
| vs. Iowa State       | 11-24-23 | 68-53 | W   | Moore (21)              | Cambridge (11)              | Cambridge/Moore/Oliver (3)      | Washington (3)           | Oliver/Washington (1)            |
| vs. Northern Iowa    | 11-25-23 | 68-64 | W   | Cambridge (28)          | Oliver (11)                 | Oliver (6)                      | Cambridge (7)            | 4 Tied w/ 1                      |
| at NC State          | 11-29-23 | 70-62 | L   | Cambridge (15)          | Oliver (8)                  | Greene (4)                      | Cambridge (5)            | Washington (5)                   |
| Louisiana Tech       | 12-03-23 | 71-63 | W   | Washington (33)         | Cambridge (10)              | Oliver (6)                      | Washington (8)           | Washington (2)                   |
| at Butler            | 12-07-23 | 51-39 | W   | Cambridge (12)          | Washington (9)              | Moore/Oliver (4)                | Cambridge (4)            | Oliver/Washington (1)            |
| Lipscomb             | 12-17-23 | 72-50 | W   | Cambridge (23)          | Cambridge (14)              | Cambridge (5)                   | Cambridge (4)            | 4 Tied w/ (1)                    |
| Dayton               | 12-20-23 | 70-53 | W   | Cambridge (22)          | Washington (15)             | Cambridge/Oliver/Washington (3) | Cambridge (5)            | Washington (6)                   |
| FDU                  | 12-29-23 | 73-41 | W   | Moore/Washington (14)   | Pierre/Washington (7)       | Cambridge (6)                   | Cambridge/Oliver (3)     | Pissott (1)                      |
| Radford              | 12-31-23 | 80-53 | W   | Cambridge (18)          | Washington (9)              | Cambridge (5)                   | Cambridge (8)            | Makurat (2)                      |
| at Mississippi State | 01-04-24 | 71-66 | W   | Moore (29)              | Oliver (9)                  | Cambridge (4)                   | Oliver (4)               | Washington (3)                   |
| Florida              | 01-07-24 | 63-57 | W   | Cambridge (24)          | Cambridge (8)               | Cambridge (3)                   | 4 Tied/3                 | Makurat (3)                      |
| at Kentucky          | 01/11/24 | 95-73 | W   | Moore (37)              | Pierre/Washington (6)       | Cambridge (12)                  | Cambridge/Moore (3)      | 5 Tied w/ 1                      |
| Missouri             | 01/14/24 | 65-63 | L   | Pierre (16)             | Pierre (12)                 | Moore (5)                       | 4 Tied w/ 2              | Washington (2)                   |
| Auburn               | 01/18/24 | 53-50 | W   | Pierre (17)             | Pierre (10)                 | Cambridge/Oliver (3)            | Cambridge (3)            | Washington (4)                   |
| at Tennessee         | 01/21/24 | 73-64 | L   | Moore (19)              | Cambridge/Washington (6)    | Moore/Oliver (5)                | Cambridge (3)            | Cambridge (2)                    |
| at South Carolina    | 01/28/24 | 91-74 | L   | Makurat/Washington (18) | Makurat/Washington (7)      | Cambridge (8)                   | Cambridge (2)            | Pissott (2)                      |
| Ole Miss             | 02/01/24 | 67-61 | L   | Moore (18)              | Cambridge/Washington (6)    | Oliver (7)                      | Oliver (3)               | Makurat/Pissott/Washington (1)   |
| Alabama              | 02/05/24 | 74-66 | L   | Moore/Washington (16)   | Washington (10)             | Moore (5)                       | Washington (2)           | Oliver/Washington (2)            |
| LSU                  | 02/08/24 | 85-62 | L   | Moore (17)              | Pierre (11)                 | Cambridge (6)                   | Cambridge (5)            | Pierre (2)                       |
| at Georgia           | 02/11/24 | 61-55 | W   | Pierre (28)             | Washington (11)             | Moore (4)                       | Cambridge/Moore (3)      | Pissott (2)                      |
| at Texas A&M         | 02/15/24 | 49-45 | W   | Pierre (11)             | Pierre/Washington (8)       | Oliver (4)                      | Moore/Washington (2)     | Pissott/Washington (1)           |
| Tennessee            | 02/18/24 | 61-86 | L   | Moore (25)              | Washington (8)              | Cambridge (6)                   | Cambridge/Pierre (3)     | Makurat/Mitchell (1)             |
| at Arkansas          | 02/25/24 | 62-53 | W   | Oliver (12)             | Cambridge/Washington (8)    | Moore (5)                       | Cambridge (4)            | Moore (1)                        |
| at Missouri          | 02/29/24 | 68-61 | W   | Moore (15)              | Moore (9)                   | Cambridge (8)                   | Cambridge (4)            | Moore (1)                        |
| Georgia              | 03/04/24 | 72-55 | W   | Moore (28)              | Washington (13)             | Cambridge (5)                   | Cambridge (5)            | Cambridge/Pissott/Washington (1) |
| vs. Florida          | 03/07/24 | 59-62 | L   | Moore (20)              | Pierre (15)                 | Washington (5)                  | Cambridge (4)            | Pierre/Washington (2)            |
| vs. Columbia         | 03/20/24 | 72-68 | W   | Moore (22)              | Washington (15)             | Cambridge/Oliver (4)            | Cambridge/Moore (2)      | Oliver/Pissott (1)               |
| vs. Baylor           | 03/22/24 | 63-80 | L   | Moore (15)              | Cambridge/Oliver (7)        | Cambridge (6)                   | Cambridge/Washington (3) | Cambridge/Oliver/Pierre (1)      |

| POINTS             | REBOUNDS             | ASSISTS             | STEALS              | BLOCKS               |
|--------------------|----------------------|---------------------|---------------------|----------------------|
| Moore 15 (8-7)     | Washington 18 (13-5) | Cambridge 20 (16-4) | Cambridge 26 (18-8) | Washington 17 (12-5) |
| Cambridge 7 (6-1)  | Cambridge 10 (7-3)   | Oliver 10 (9-1)     | Washington 6 (4-2)  | Pissott 9 (7-2)      |
| Washington 7 (5-2) | Pierre 8 (5-3)       | Moore 7 (4-3)       | Oliver 5 (3-2)      | Makurat 7 (5-2)      |
| Pierre 4 (3-1)     | Oliver 5 (3-2)       | Washington 3 (2-1)  | Moore 5 (4-1)       | Pierre 7 (4-3)       |
| Makurat 2 (1-1)    | Allen 1 (1-0)        | Greene 1 (0-1)      | Pierre 3 (1-2)      | Cambridge 6 (4-2)    |
| Oliver 1 (1-0)     | Makurat 1 (0-1)      |                     | Greene 1 (0-1)      | Oliver 5 (4-1)       |
|                    | Moore 1 (1-0)        |                     |                     | Mitchell 3 (3-0)     |
|                    |                      |                     |                     | Moore 2 (2-0)        |

## 2023-24 GAME HIGHS & LOWS

### HIGHS

|                  |    |   |
|------------------|----|---|
| Points           | 98 | Kennesaw State (11/06/23)                       |
| FG Made          | 38 | at Kentucky (01/11/24)                          |
| FG Attempts      | 73 | Tennessee (02/18/24)                            |
| 3-Pt FG Made     | 10 | Kennesaw State (11/06/23)<br>Radford (12/31/23) |
| 3-PT FG Attempts | 32 | LSU (02/08/24)                                  |
| FT Made          | 26 | Kennesaw State (11/06/23)                       |
| FT Attempts      | 33 | Fairfield (11/12/23)                            |
| Rebounds         | 50 | Western Kentucky (11/15/23)                     |
| Assists          | 29 | at Kentucky (01/11/24)                          |
| Steals           | 17 | Radford (12/31/23)                              |
| Blocks           | 8  | Dayton (12/20/23)                               |
| Turnovers        | 25 | Florida (01/07/24)                              |
| Fouls            | 23 | at NC State (11/29/23)<br>LSU (02/08/24)        |

### LOWS

|                  |    |  |
|------------------|----|--|
| Points           | 49 | at Texas A&M (02/15/24)  |
| FG Made          | 18 | Florida (01/07/24)<br>Auburn (01/18/24)<br>at Texas A&M (02/15/24) |
| FG Attempts      | 47 | Auburn (01/18/24)  |
| 3-Pt FG Made     | 0  | at Butler (12/07/23)   |
| 3-PT FG Attempts | 9  | at Butler (12/07/23)<br>Dayton (12/20/23)                          |
| FT Made          | 4  | Radford (12/31/23)   |
| FT Attempts      | 5  | at NC State (11/29/23)<br>Radford (12/31/23)                       |
| Rebounds         | 25 | at Tennessee (01/21/24)  |
| Assists          | 8  | Florida (01/07/24)   |
| Steals           | 3  | at South Carolina (01/28/24)                                       |
| Blocks           | 0  | Fairfield (11/12/23)   |
| Turnovers        | 7  | Lipscomb (12/17/23)  |
| Fouls            | 10 | Lipscomb (12/17/23)  |





# 2023-24 GAME COMPARISON

| Opponent             | 1st       | 2nd       | 3rd       | 4th       | Final     | Mar  | Total FG            | FG Pct    | 3-Pointers        | 3FG Pct   | Free Throws         | FT Pct     | Rebs      | Mar  | Ast       | TOver     | Block   | Steal    | Fouls     |
|----------------------|-----------|-----------|-----------|-----------|-----------|------|---------------------|-----------|-------------------|-----------|---------------------|------------|-----------|------|-----------|-----------|---------|----------|-----------|
| Kennesaw State       | 31-8      | 35-21     | 17-8      | 15-14     | 98-51     | +47  | 31-66/21-63         | .470/.333 | 10-24/6-12        | .417/.250 | 26-31/6-12          | .839/.500  | 39/42     | -3   | 22/8      | 9/24      | 6/3     | 12/3     | 15/26     |
| at UT Martin         | 13-18     | 13-12     | 24-25     | 20-13     | 70-68     | +2   | 28-69/28-58         | .406/.483 | 7-21/11-28        | .333/.393 | 7-12/1-4            | .583/.250  | 45/30     | +15  | 19/22     | 12/14     | 7/3     | 9/6      | 11/15     |
| Fairfield            | 22-17     | 16-13     | 21-15     | 14-25     | 73-70     | +3   | 23-59/26-52         | .390/.500 | 5-20/10-31        | .250/.323 | 22-33/8-10          | .667/.800  | 37/31     | +6   | 14/19     | 13/26     | 0/2     | 15/4     | 16/24     |
| Western Kentucky     | 18-16     | 13-12     | 23-25     | 23-21     | 77-74     | +3   | 25-66/26-57         | .379/.456 | 9-25/12-32        | .360/.375 | 18-29/10-12         | .621/.833  | 50/29     | +21  | 17/14     | 19/18     | 5/5     | 12/8     | 15/22     |
| Alabama State        | 36-10     | 8-8       | 20-16     | 24-8      | 88-42     | +46  | 35-59/13-51         | .593/.255 | 7-17/5-11         | .412/.455 | 11-17/11-20         | .647/.550  | 32/38     | -6   | 24/8      | 16/25     | 3/3     | 15/10    | 19-19     |
| vs. Iowa State       | 11-12     | 17-4      | 15-24     | 25-13     | 68-53     | +15  | 23-61/22-58         | .377/.379 | 7-28/4-21         | .250/.190 | 15-16/5-10          | .938/.500  | 37/38     | -1   | 13/19     | 8/16      | 2/2     | 10/3     | 16/15     |
| vs. Northern Iowa    | 17-12     | 21-11     | 17-19     | 13-22     | 68-64     | +4   | 28-64/22-53         | .438/.415 | 7-17/7-28         | .412/.250 | 5-13/13-16          | .385/.813  | 39/34     | +5   | 15/13     | 10/17     | 4/2     | 12/5     | 20/15     |
| at NC State          | 11-13     | 15-22     | 10-19     | 26-16     | 62-70     | -8   | 23-67/23-59         | .343/.390 | 7-21/6-18         | .333/.333 | 9-10/18-30          | .900/.600  | 35/50     | -15  | 11/11     | 13/15     | 7/7     | 12/6     | 23/15     |
| Louisiana Tech       | 19-16     | 11-10     | 24-15     | 17-22     | 71-63     | +8   | 29-65/24-49         | .446/.490 | 5-22/4-16         | .227/.250 | 8-14/11-14          | .571/.786  | 34/31     | +3   | 22/14     | 15/24     | 2/4     | 15/10    | 16/13     |
| at Butler            | 6-7       | 14-4      | 15-18     | 16-10     | 51-39     | +12  | 22-64/14-44         | .344/.318 | 0-9/7-25          | .000/.280 | 7-12/4-4            | .538/1.000 | 41/31     | +10  | 12/9      | 12/24     | 2/1     | 12/10    | 12/17     |
| Lipscomb             | 15-10     | 24-11     | 13-17     | 20-12     | 72-50     | +22  | 30-71/19/64         | .423/.297 | 5-16/6-28         | .313/.214 | 7-11/6-9            | .636/.667  | 47/42     | +5   | 10/19     | 7/12      | 4/1     | 8/4      | 10/13     |
| Dayton               | 17-17     | 25-9      | 9-15      | 19-12     | 70-53     | +17  | 26-54/19-61         | .481/.311 | 9-16/7-23         | .563/.304 | 9-16/8-10           | .563/.800  | 41/30     | +11  | 16/10     | 20/19     | 8/1     | 10/9     | 15/13     |
| FDU                  | 23-9      | 28-11     | 12-7      | 10-14     | 73-41     | +32  | 26-61/15-51         | .426/.294 | 7-25/7-35         | .280/.200 | 14-17/4-7           | .824/.571  | 45/30     | +15  | 16/8      | 17/22     | 1/1     | 11/7     | 17/23     |
| Radford              | 28-14     | 17-18     | 25-7      | 10-14     | 80-53     | +27  | 33-72/19-56         | .458/.339 | 10-24/4-19        | .417/.211 | 4-5/11-14           | .800/.786  | 38/38     | --   | 22/8      | 13/24     | 4/1     | 17/6     | 15/12     |
| at Mississippi State | 18-14     | 18-19     | 20-17     | 15-16     | 71-66     | +5   | 27-55/25-58         | .491/.431 | 7-20/6-20         | .350/.300 | 10-10/10-12         | 1.000/.833 | 35/28     | +7   | 15/14     | 20/14     | 3/6     | 9/13     | 15/14     |
| Florida              | 11-19     | 15-7      | 16-19     | 21-12     | 63-57     | +6   | 18-51/23-59         | .353/.390 | 4-13/3-16         | .308/.188 | 23-30/8-10          | .767/.800  | 39/34     | +5   | 8/8       | 25/24     | 4/5     | 15/17    | 14/23     |
| at Kentucky          | 23-13     | 21-21     | 30-19     | 21-20     | 95-73     | +23  | 38-65/27-67         | .585/.403 | 9-18/5-19         | .500/.263 | 10-11/14-22         | .909/.636  | 39/32     | +7   | 29/11     | 13/14     | 5/3     | 8/7      | 15/14     |
| Missouri             | 14-13     | 15-11     | 23-20     | 11-21     | 63-65     | -2   | 22-58/25-55         | .379/.455 | 6-23/9-22         | .261/.409 | 13-18/6-11          | .722/.545  | 44/28     | +16  | 12/14     | 14/10     | 3/2     | 8/10     | 17/14     |
| Auburn               | 6-9       | 16-14     | 18-18     | 13-9      | 53-50     | +3   | 18-47/21-59         | .383/.356 | 4-19/1-13         | .211/.077 | 13-17/7-12          | .765/.583  | 35/34     | +1   | 10/12     | 21/15     | 5/2     | 6/9      | 14/18     |
| at Tennessee         | 17-20     | 16-13     | 14-18     | 17-22     | 64-73     | -9   | 25-60/26-55         | .417/.473 | 9-24/4-15         | .375/.267 | 5-6/17-18           | .833/.944  | 25/35     | -10  | 14/16     | 15/19     | 3/0     | 7/7      | 17/10     |
| at South Carolina    | 17-18     | 13-24     | 19-25     | 25-24     | 74-91     | -17  | 27-67/35-68         | .403/.515 | 8-25/7-23         | .320/.304 | 12-13/14-18         | .923/.778  | 35/37     | -2   | 13/20     | 9/6       | 2/7     | 3/3      | 14/13     |
| Ole Miss             | 12-9      | 17-21     | 15-21     | 17-16     | 61-67     | -6   | 21-53/22-51         | .396/.431 | 8-17/3-10         | .471/.300 | 11-21/20-24         | .524/.833  | 29/39     | -10  | 10/3      | 16/18     | 3/3     | 8/5      | 18/22     |
| Alabama              | 12-16     | 21-8      | 19-22     | 14-28     | 66-74     | -8   | 23-59/23-54         | .390/.426 | 9-24/9-20         | .375/.450 | 11-19/19-27         | .579/.704  | 35/40     | -5   | 13/12     | 12/12     | 4/5     | 5/6      | 21/15     |
| LSU                  | 7-22      | 13-17     | 20-19     | 22-27     | 62-85     | -23  | 20-64/32-73         | .438/.313 | 6-32/2-13         | .188/.154 | 16-21/19-29         | .762/.655  | 35/57     | -22  | 11/9      | 19/18     | 5/6     | 13/12    | 23/18     |
| at Georgia           | 14-13     | 12-8      | 14-13     | 21-21     | 61-55     | +6   | 23-52/21-59         | .442/.356 | 2-14/5-18         | .143/.278 | 13-18/8-10          | .722/.800  | 37/31     | +6   | 13/10     | 17/15     | 3/2     | 10/4     | 13/17     |
| at Texas A&M         | 11-9      | 15-11     | 10-14     | 13-11     | 49-45     | +4   | 18-56/18-50         | .321/.360 | 7-20/4-14         | .350/.286 | 6-9/5-10            | .667/.500  | 31/39     | -8   | 12/12     | 14/20     | 2/4     | 10/6     | 15/18     |
| Tennessee            | 15-30     | 14-14     | 19-22     | 13-20     | 61-86     | -25  | 24-73/31-59         | .329/.525 | 5-17/9-21         | .294/.429 | 8-11/15-20          | .727/.750  | 36/43     | -7   | 11-15     | 8/12      | 2/3     | 7/2      | 21/12     |
| at Arkansas          | 12-10     | 12-13     | 24-16     | 14-14     | 62-53     | +9   | 20-59/17-54         | .339/.315 | 4-16/7-30         | .250/.233 | 18-21/12-18         | .857/.667  | 46/31     | +15  | 10/5      | 16/14     | 1/1     | 6/7      | 20/18     |
| at Missouri          | 19-15     | 18-21     | 10-12     | 21-13     | 68-61     | +7   | 24-61/24-53         | .393/.453 | 9-27/7-20         | .333/.350 | 11-13/6-8           | .846/.750  | 38/30     | +8   | 12/17     | 14/18     | 1/1     | 8/7      | 15/19     |
| Georgia              | 17-10     | 13-8      | 25-27     | 17-10     | 72-55     | +17  | 23-60/22-55         | .383/.400 | 8-20/4-13         | .400/.308 | 18-21/7-8           | .857/.875  | 35/35     | --   | 17/14     | 11/19     | 3/2     | 12/5     | 14/19     |
| vs. Florida          | 14-17     | 8-15      | 18-17     | 19-13     | 59-62     | -3   | 24-63/25-60         | .381/.417 | 3-13/4-14         | .231/.286 | 8-15/8-13           | .533/.615  | 42/32     | +10  | 13/8      | 22/19     | 5/4     | 9/8      | 18/14     |
| vs. Columbia         | 13-13     | 23-13     | 17-20     | 22-19     | 72-68     | +4   | 26-64/23-53         | .406/.434 | 6-18/5-21         | .333/.238 | 14-21/17-23         | .667/.739  | 32/38     | -6   | 16/12     | 13/18     | 2/1     | 7/4      | 19/19     |
| vs. Baylor           | 12-24     | 22-17     | 15-28     | 14-11     | 63-80     | -17  | 22-53/30-65         | .415/.462 | 3-17/9-21         | .176/.429 | 16-29/11-15         | .522/.733  | 34/39     | -5   | 14/18     | 21/19     | 3/3     | 11/12    | 16/23     |
| SEASON TOTAL         | 518-460   | 536-428   | 574-577   | 560-524   | 2260-2057 | +203 | 825-2018/761-1833   | .409/.404 | 212-662/196-670   | .320/.293 | 398-560/339-480     | .711/.706  | 1242/1176 | +66  | 487/403   | 484/585   | 115/95  | 334/235  | 540/561   |
| SEASON AVG           | 15.7-13.9 | 16.2-13.0 | 17.4-17.7 | 17.0-15.9 | 68.5-62.3 | +6.2 | 25.1-61.3/22.8-56.9 |           | 6.5-20.2/5.9-20.3 |           | 11.9-16.5/10.0-14.3 |            | 37.9/35.5 | +2.5 | 14.7/12.0 | 14.7/17.7 | 3.5/2.9 | 10.2/7.1 | 16.4/17.0 |

SEASON HIGH | SEASON LOW

# 2023-24 GAME-BY-GAME STATS

| Opponent           | Date       | Score | W/L | Total  |      | 3-Pointers |      | Free throws |       | Rebounds |     |     |      | Other Stats |    |    |     |     |     |      |
|--------------------|------------|-------|-----|--------|------|------------|------|-------------|-------|----------|-----|-----|------|-------------|----|----|-----|-----|-----|------|
|                    |            |       |     | FG-FGA | PCT  | 3FG-3FGA   | PCT  | FT-FTA      | PCT   | OFF      | DEF | TOT | AVG  | PF          | A  | TO | BLK | STL | PTS | AVG  |
| Kennesaw St.       | 11/06/2023 | 98-51 | W   | 31-66  | .470 | 10-24      | .417 | 26-31       | .839  | 13       | 26  | 39  | 39.0 | 15          | 22 | 9  | 6   | 12  | 98  | 98.0 |
| at UT Martin       | 11/09/2023 | 70-68 | W   | 28-69  | .406 | 7-21       | .333 | 7-12        | .583  | 22       | 23  | 45  | 42.0 | 11          | 19 | 12 | 7   | 9   | 70  | 84.0 |
| Fairfield          | 11/12/2023 | 73-70 | W   | 23-59  | .390 | 5-20       | .250 | 22-33       | .667  | 17       | 20  | 37  | 40.3 | 16          | 14 | 13 | 0   | 15  | 73  | 80.3 |
| Western Ky.        | 11/15/2023 | 77-74 | W   | 25-66  | .379 | 9-25       | .360 | 18-29       | .621  | 23       | 27  | 50  | 42.8 | 15          | 17 | 19 | 5   | 12  | 77  | 79.5 |
| Alabama St.        | 11/20/2023 | 88-42 | W   | 35-59  | .593 | 7-17       | .412 | 11-17       | .647  | 8        | 24  | 32  | 40.6 | 19          | 25 | 16 | 3   | 16  | 88  | 81.2 |
| vs Iowa St.        | 11/24/2023 | 68-53 | W   | 23-61  | .377 | 7-28       | .250 | 15-16       | .938  | 9        | 28  | 37  | 40.0 | 16          | 13 | 8  | 2   | 10  | 68  | 79.0 |
| vs UNI             | 11/25/2023 | 68-64 | W   | 28-64  | .438 | 7-17       | .412 | 5-13        | .385  | 12       | 27  | 39  | 39.9 | 20          | 15 | 10 | 4   | 12  | 68  | 77.4 |
| at NC State        | 11/29/2023 | 62-70 | L   | 23-67  | .343 | 7-21       | .333 | 9-10        | .900  | 12       | 23  | 35  | 39.3 | 23          | 11 | 13 | 7   | 12  | 62  | 75.5 |
| Louisiana Tech     | 12/03/2023 | 71-63 | W   | 29-65  | .446 | 5-22       | .227 | 8-14        | .571  | 16       | 18  | 34  | 38.7 | 16          | 22 | 15 | 2   | 15  | 71  | 75.0 |
| at Butler          | 12/07/2023 | 51-39 | W   | 22-64  | .344 | 0-9        | .000 | 7-12        | .583  | 21       | 20  | 41  | 38.9 | 12          | 12 | 12 | 2   | 12  | 51  | 72.6 |
| Lipscomb           | 12/17/2023 | 72-50 | W   | 30-71  | .423 | 5-16       | .313 | 7-11        | .636  | 15       | 32  | 47  | 39.6 | 10          | 10 | 7  | 4   | 8   | 72  | 72.5 |
| Dayton             | 12/20/2023 | 70-53 | W   | 26-54  | .481 | 9-16       | .563 | 9-16        | .563  | 13       | 28  | 41  | 39.8 | 13          | 16 | 20 | 8   | 10  | 70  | 72.3 |
| FDU                | 12/29/2023 | 73-41 | W   | 26-61  | .426 | 7-25       | .280 | 14-17       | .824  | 17       | 28  | 45  | 40.2 | 17          | 16 | 17 | 1   | 11  | 73  | 72.4 |
| Radford            | 12/31/2023 | 80-53 | W   | 33-72  | .458 | 10-24      | .417 | 4-5         | .800  | 11       | 27  | 38  | 40.0 | 15          | 22 | 13 | 4   | 17  | 80  | 72.9 |
| at Mississippi St. | 01/04/2024 | 71-66 | W   | 27-55  | .491 | 7-20       | .350 | 10-10       | 1.000 | 9        | 26  | 35  | 39.7 | 15          | 15 | 20 | 3   | 9   | 71  | 72.8 |
| Florida            | 01/07/2024 | 63-57 | W   | 18-51  | .353 | 4-13       | .308 | 23-30       | .767  | 11       | 28  | 39  | 39.6 | 14          | 8  | 25 | 5   | 15  | 63  | 72.2 |
| at Kentucky        | 01/11/2024 | 95-73 | W   | 38-65  | .585 | 9-18       | .500 | 10-11       | .909  | 12       | 27  | 39  | 39.6 | 15          | 29 | 13 | 5   | 8   | 95  | 73.5 |
| Missouri           | 01/14/2024 | 63-65 | L   | 22-58  | .379 | 6-23       | .261 | 13-18       | .722  | 13       | 31  | 44  | 39.8 | 17          | 12 | 14 | 3   | 8   | 63  | 72.9 |
| Auburn             | 01/18/2024 | 53-50 | W   | 18-47  | .383 | 4-19       | .211 | 13-17       | .765  | 6        | 29  | 35  | 39.6 | 14          | 10 | 21 | 5   | 6   | 53  | 71.9 |
| at Tennessee       | 01/21/2024 | 64-73 | L   | 25-60  | .417 | 9-24       | .375 | 5-6         | .833  | 7        | 18  | 25  | 38.9 | 17          | 14 | 15 | 3   | 7   | 64  | 71.5 |
| at South Carolina  | 01/28/2024 | 74-91 | L   | 27-67  | .403 | 8-25       | .320 | 12-13       | .923  | 15       | 20  | 35  | 38.7 | 14          | 13 | 9  | 2   | 3   | 74  | 71.6 |
| Ole Miss           | 02/01/2024 | 61-67 | L   | 21-53  | .396 | 8-17       | .471 | 11-21       | .524  | 11       | 18  | 29  | 38.2 | 18          | 10 | 16 | 3   | 8   | 61  | 71.1 |
| Alabama            | 02/05/2024 | 66-74 | L   | 23-59  | .390 | 9-24       | .375 | 11-19       | .579  | 14       | 21  | 35  | 38.1 | 21          | 13 | 12 | 4   | 5   | 66  | 70.9 |
| LSU                | 02/08/2024 | 62-85 | L   | 20-64  | .313 | 6-32       | .188 | 16-21       | .762  | 14       | 21  | 35  | 38.0 | 23          | 11 | 19 | 5   | 13  | 62  | 70.5 |



# SHEA RALPH

HEAD COACH  
FOURTH SEASON  
UConn - '01



## THE SHEA RALPH FILE

### Head Coach Vanderbilt (2021-Current)

- 51-48 overall record through three seasons at Vanderbilt
- Guided Vanderbilt to its first NCAA Tournament bid since the 2014 NCAA Tournament in 2023-24 and posted the Dores' first NCAA Tournament victory since 2013
- Posted the largest win improvement from one season to next in school history during the 2023-24 season, as Vandy's 23 victories marked an 11-win improvement from 2022-23
- Led Vanderbilt to its first postseason bid since the 2013-14 campaign with an appearance in the 2022 WNIT in her debut season in 2021-22
- Guided Vandy to a school record six SEC road wins in '23-'24
- Five players have earned All-SEC honors under Ralph

### Assistant Coach UConn (2008-2021)

- 462-22 in 13 seasons as an assistant coach at UConn
- Won Six NCAA National Championships
- 12 Final Four Appearances
- 16 Conference Titles
- Coached 21 WNBA Draft Picks, 9 top-5 picks, three No. 1 picks

### Assistant Coach Pittsburgh (2003-2008)

- 86-66 in five seasons as an assistant coach at Pittsburgh
- 2008 Sweet 16 Appearance
- Two NCAA Tournament Appearances (2007 & 08)
- 2006 WNIT Final Four

### Player UConn (1996-2001)

- Drafted by Utah Starzz in 2001 WNBA Draft
- Scored 1,678 career points, Ranks 8th in UConn history
- Won 2000 NCAA National Championship
- 2000 NCAA Women's Final Four MVP
- 2000 Big East Player of the Year
- 2000 All-American
- 2000 Sports Illustrated Women's College Player of the Year
- Honda Award Winner

Shea Ralph was named the sixth head coach in Vanderbilt women's basketball history on April 13, 2021. The 2024-25 campaign marks her fourth season leading the Commodores.

Ralph orchestrated one of the biggest turnarounds in program history during the 2023-24 season, as the Commodores went from being projected last in the SEC preseason polls to earning the program's first bid into the NCAA Tournament in 10 seasons.

Vanderbilt went 23-10 in Year 3 under Ralph's direction, as the Commodores made their first appearance in the NCAA Tournament since the 2013-14 campaign. The 23 wins marked an 11-win improvement from a season ago, which is tied for the largest win improvement from one season to the next in program history.

The Commodores went out and proved the preseason prognosticators wrong in 2023-24, as Vandy finished sixth in the SEC after being picked 13th in the Preseason SEC Coaches Poll and 14th in the Preseason SEC Media Poll. The Dores went 9-7 in SEC play and won a program-record six road SEC games. The nine SEC wins were the most for Vanderbilt since the 2012-13 campaign. The Commodores earned the No. 6 seed in the 2024 SEC Women's Basketball Tournament, which was the program's highest seed at the SEC Tournament since 2011.



Vanderbilt's at-large bid into the 2024 NCAA Tournament marked the second time in her three seasons that Ralph has led the Commodores to the postseason.

A total of three Commodores earned All-SEC honors in Year 3 under Ralph. Iyana Moore made her first appearance on the All-SEC second team, while Jordyn Cambridge was named to the All-SEC defensive team for a school-record third time. Khamil Pierre was named to the All-SEC freshman team, making her the third Commodore to earn a spot on the team under Ralph, joining Moore and Sacha Washington. Pierre also was named SEC Freshman of the Week a program record five times during the season.

Vanderbilt's hard-nosed and gritty approach helped the Commodores become one of the elite defensive teams in the SEC, as Vandy ranked third in steals per game at 10.2 steals. The Dores' 315 steals during the 2023-24 campaign are the third-most in a season in program history.

Vanderbilt was hit hard with a plethora of preseason injuries to begin the 2022-23 campaign. Coach Ralph was able to rally the Commodores and record a second-straight double-digit win season, marking the first time in six years that Vandy has posted back-to-back double-digit win campaigns.

During the 2022-23 campaign, Ralph guided Vanderbilt to a winning record inside Memorial Gymnasium for the 38th time in the last 40 seasons. The Commodores won nine games at Memorial Gym, which included victories over Texas A&M, Arkansas, and Kentucky.

Ralph was key in the development of Cija Harbison, who transferred into the program for her graduate season and become one of the most prolific scorers in the SEC. Harbison earned second team All-SEC honors after averaging 19.6 points per game and shot 40.6% from the field. The only player in the SEC to score 40 points in a game this season, Harbison had three outings with 30-plus points among the 23 times she has scored in





double figures while recording the highest scoring average of her collegiate career. Harbison has led the Commodores in scoring 16 times, assists on 20 occasions and steals in 15 games. Harbison tied a school record with 41 points and added five steals in a January win over Texas A&M

In her inaugural season, Ralph led Vanderbilt to its first postseason appearance since 2014. The Commodores reached the third round of the Women's National Invitation Tournament, their longest postseason run since 2013. Vanderbilt also recorded its first SEC Tournament victory in six years when it defeated Texas A&M 85-69 on March 2, 2022.



In all, Ralph accrued the third-most wins of any women's basketball coach in a debut season. That included a 63-59 victory against No. 15 Florida in Memorial Gymnasium on Feb. 24, 2022, the program's first win against a ranked opponent since 2020.

Ralph wasted no time helping individual student-athletes realize their full potential. Jordyn Cambridge, Iyana Moore and Sacha Washington earned All-SEC accolades during the 2021-22 campaign. Cambridge recorded the program's first postseason triple-double during the SEC Tournament, while she and Moore contributed to a program-record 17 3-pointers against Alabama State on Dec. 28, 2021.

A seven-time national champion as a student-athlete or coach, Ralph arrived at Vanderbilt after spending the previous 13 seasons as an assistant coach alongside Geno Auriemma at the University of Connecticut. While serving as a coach at her alma mater, Ralph helped guide the Huskies to 12 Final Four appearances and six national championships, including a record four consecutive titles from 2013-16.

Ralph was an instrumental figure in recruiting and player development with the Huskies. She mentored standouts like Paige Bueckers, who in 2020-21 became the first freshman to

## RALPH'S CAREER RECORD

| SEASON  | TEAM            | OVERALL | CONF. | CONF. FINISH | POSTSEASON          |
|---------|-----------------|---------|-------|--------------|---------------------|
| 1996-97 | UConn (Player)  | 33-1    | 18-0  | 1st          | Elite Eight         |
| 1997-98 | UConn (Player)  | 34-3    | 17-1  | 1st          | Elite Eight         |
| 1998-99 | UConn (Player)  | 29-5    | 17-1  | T-1st        | Sweet 16            |
| 1999-00 | UConn (Player)  | 36-1    | 18-0  | T-1st        | NCAA Champions      |
| 2000-01 | UConn (Player)  | 32-3    | 17-1  | 1st          | Final Four          |
| 2003-04 | Pittsburgh (AC) | 6-20    | 2-14  | 13th         | --                  |
| 2004-05 | Pittsburgh (AC) | 13-15   | 5-11  | 10th         | --                  |
| 2005-06 | Pittsburgh (AC) | 22-11   | 9-7   | T-6th        | WNIT Final Four     |
| 2006-07 | Pittsburgh (AC) | 24-9    | 10-6  | T-5th        | NCAA 2nd Rd         |
| 2007-08 | Pittsburgh (AC) | 24-11   | 10-6  | T-5th        | Sweet 16            |
| 2008-09 | UConn (AC)      | 39-0    | 16-0  | 1st          | NCAA Champions      |
| 2009-10 | UConn (AC)      | 39-0    | 16-0  | 1st          | NCAA Champions      |
| 2010-11 | UConn (AC)      | 36-2    | 16-0  | 1st          | Final Four          |
| 2011-12 | UConn (AC)      | 33-5    | 13-3  | T-2nd        | Final Four          |
| 2012-13 | UConn (AC)      | 35-4    | 14-2  | 2nd          | NCAA Champions      |
| 2013-14 | UConn (AC)      | 40-0    | 18-0  | 1st          | NCAA Champions      |
| 2014-15 | UConn (AC)      | 38-1    | 18-0  | 1st          | NCAA Champions      |
| 2015-16 | UConn (AC)      | 38-0    | 18-0  | 1st          | NCAA Champions      |
| 2016-17 | UConn (AC)      | 36-1    | 16-0  | 1st          | Final Four          |
| 2017-18 | UConn (AC)      | 36-1    | 16-0  | 1st          | Final Four          |
| 2018-19 | UConn (AC)      | 35-3    | 16-0  | 1st          | Final Four          |
| 2019-20 | UConn (AC)      | 29-3    | 16-0  | 1st          | Tournament Canceled |
| 2020-21 | UConn (AC)      | 28-2    | 18-0  | 1st          | Final Four          |
| 2021-22 | Vanderbilt (HC) | 16-19   | 4-12  | T-12th       | WNIT Sweet 16       |
| 2022-23 | Vanderbilt (HC) | 12-19   | 3-13  | 12th         | --                  |
| 2023-24 | Vanderbilt (HC) | 23-10   | 9-7   | 6th          | NCAA 1st Rd         |

AT VANDERBILT: 51-48 (.515) - Three Seasons

TOTAL: 766-149 (.837) - 26 Seasons

7- NCAA National Titles ('00, '09, '10, '13, '14, '15, '16)

14 - NCAA Final Fours ('00, '01, '09, '10, '11, '12, '13, '14, '15, '16, '17, '18, '19)

16 - NCAA Elite Eights ('97, '98, '00, '01, '09, '10, '11, '12, '13, '14, '15, '16, '17, '18, '19)

18 - NCAA Sweet 16 Appearances | 16 - Conference Regular Season Championships

sweep the major national player-of-the-year awards: the Naismith Trophy, Associated Press Player of the Year, USBWA National Player of the Year, Lieberman Award and Wooden Award.

In all, Ralph worked with 21 WNBA draft picks at UConn, including nine top-five picks and three No. 1 overall selections: Tina Charles, Maya Moore and Breanna Stewart.

Prior to returning to UConn as an assistant, Ralph spent five seasons at the University of Pittsburgh from 2003-08. She was instrumental in a period of unprecedented success, helping the Panthers improve from single-digit victories to at least 22 victories in each of her final three seasons. Pitt also reached the Sweet 16 for the first time in program history in 2008.

As one of the most celebrated student-athletes in women's basketball history, Ralph ranks eighth in UConn's storied record book with 1,678 points. She also ranks among the program's all-time top 10 in career assists (456), steals (252) and field goal percentage (57.9). Ralph graduated from Connecticut in 2001 with a degree in exercise physiology.

In leading UConn to a national championship in 2000, Ralph was named an All-American and Big East Player of the Year. She was selected as the most valuable player in the 2000 NCAA Women's Final Four. She also won the Honda Award, presented to the premier female student-athlete in 12 collegiate sports, and the "Sports Illustrated for Women" Player of the Year.

Ralph was selected by the Utah Starzz in the 2001 WNBA Draft, but was unable to pursue a professional career due to a knee injury.

Ralph and her husband, Tom Garrick, have one daughter, Maysen. Currently a member of the Vanderbilt coaching staff, Garrick served as head coach of the UMass-Lowell women's basketball program from 2018-21 and previously served as a Vanderbilt assistant from 2009-15.



# 1 MIKAYLA BLAKES

G // 5-8 // Fr. // Somerset, N.J. (Rutgers Prep HS)



## CAREER HIGHS

Points // --  
 FG Made // --  
 FG Attempts // --  
 3-Pt Made // --  
 3-Pt Attempt // --  
 FT Made // --  
 FT Attempt // --  
 Rebounds // --  
 Assists // --  
 Steals // --  
 Blocks // --  
 Minutes // --



## THE BLAKES FILE

5-star recruit according to HoopGurzlz/ESPNW ('24)

Ranked No. 8 nationally in the Class of 2024 by HoopGurzlz/ESPNW

Highest-ranked prospect to sign with Vanderbilt under Coach Ralph

Represented Team USA at the second annual Nike Brand Hoops Summit

Third McDonald's All-American to sign with Vanderbilt under Coach Ralph, joining Jordyn Oliver ('19) Justine Pissott ('22)

Undeclared a major

## HONORS

2024 McDonald's All-American

2024 McDonald's All-American Games Knockout Champion

2024 Jordan Brand Classic All-American

2024 New Jersey Gatorade Player of the Year

## FOLLOW MIKAYLA

@mikaylablakes  
 @mikaylablakes  
 @mikaylablakes

## HIGH SCHOOL

- Attended Rutgers Prep in Franklin Township, New Jersey
- Led the Rutgers Prep to a 24-5 record during her senior season and averaged 20.4 points, 3.6 steals, and 3.2 assists per game
- Guided Rutgers Prep to three-straight New Jersey Non-Public B State Championship games, winning the state title as a sophomore
- 4.0 student at Rutgers Prep
- Played for the Philly Rise on the under-17 Nike EYBL circuit, the same program that Justine Pissott played for as a prep player

## SUPERLATIVES

| SUPERLATIVES     | 2023-24 | CAREER |
|------------------|---------|--------|
| 10+ POINTS       | --      | --     |
| 15+ POINTS       | --      | --     |
| 20+POINTS        | --      | --     |
| MADE 3+ 3-PT FG  | --      | --     |
| 10+ REBOUNDS     | --      | --     |
| 3+ ASSISTS       | --      | --     |
| 3+ STEALS        | --      | --     |
| 2+ BLOCKS        | --      | --     |
| DOUBLE-DOUBLES   | --      | --     |
| LED VANDY IN PTS | --      | --     |
| LED VANDY IN REB | --      | --     |
| LED VANDY IN AST | --      | --     |
| LED VANDY IN STL | --      | --     |
| LED VANDY IN BLK | --      | --     |



## CAREER STATS

| YEAR   | GP | GS | MIN | AVG | FG | FGA | PCT | 3FG | 3FGA | 3PCT | FT | FTA | PCT | OFF | DEF | TOT | AVG | PF | FO | AST | TO | BLK | STL | PTS | AVG |
|--------|----|----|-----|-----|----|-----|-----|-----|------|------|----|-----|-----|-----|-----|-----|-----|----|----|-----|----|-----|-----|-----|-----|
| CAREER | -- | -- | --  | --  | -- | --  | --  | --  | --   | --   | -- | --  | --  | --  | --  | --  | --  | -- | -- | --  | -- | --  | --  | --  | --  |



# 2 JADA BROWN

G // 5-8 // Jr. // Bentonville, Ark. (Bentonville HS)



## CAREER HIGHS

Points // 12, vs. NC State (11/24/22)  
 FG Made // 4, vs. NC State (11/24/22)  
 FG Attempts // 12, Samford (11/10/22)  
 3-Pt Made // 4, vs. NC State (11/24/22)  
 3-Pt Attempt // 8, at LSU (01/01/23)  
 FT Made // 2 (2x), Last: at Texas A&M (02/15/24)  
 FT Attempt // 2 (4x), Last: at Texas A&M (02/15/24)  
 Rebounds // 4 (4x), Last Radford (12/31/23)  
 Assists // 5, Tarleton State (11/15/22)  
 Steals // 2 (3x), Last: Alabama A&M (12/21/22)  
 Blocks // 1 (2x), Last: Florida (01/22/23)  
 Minutes // 42, Lipscomb (12/18/22)



## THE BROWN FILE

Made 22 career starts at Vanderbilt

Scored career-best 12 pts vs. NC State after 4-of-4 from 3-pt range (11/24/22)

Dished out career-best five ast vs. Talerton State (11/15/22)

Member of Coach Ralph's first signing class at Vanderbilt

Ranked No. 81 in 2022 class by Junior All-Star National Rankings

Majoring in Human & Organizational Development

## HONORS

SEC Winter Academic Honor Roll ('24)

SEC First-Year Academic Honor Roll ('23)

## FOLLOW JADA

@\_jadabrown

@brownjadaa

@jadabrown\_

## HOW DO YOU SAY IT?

Jada • Jay-Duh

## 2023-24 • SOPHOMORE

- Played in 19 games off the bench in her second season with the Commodores
- Scored 12 points, pulled down 11 rebounds, and dished out seven assists during the season
- Pulled down a career-high four rebounds in back-to-back games against FDU (12/29) and Radford (12/29)
- Scored a season-high four points in a home contest against No. 13/11 LSU (02/08)
- Logged a season-best 21 minutes vs. LSU

## SUPERLATIVES

| SUPERLATIVES     | 2023-24 | CAREER |
|------------------|---------|--------|
| 10+ POINTS       | --      | 2      |
| 15+ POINTS       | --      | --     |
| 20+POINTS        | --      | --     |
| MADE 3+ 3-PT FG  | --      | 3      |
| 10+ REBOUNDS     | --      | --     |
| 3+ ASSISTS       | --      | 1      |
| 3+ STEALS        | --      | --     |
| 2+ BLOCKS        | --      | --     |
| DOUBLE-DOUBLES   | --      | --     |
| LED VANDY IN PTS | --      | --     |
| LED VANDY IN REB | --      | --     |
| LED VANDY IN AST | --      | --     |
| LED VANDY IN STL | --      | 1      |
| LED VANDY IN BLK | --      | --     |

## CAREER STATS

| YEAR    | GP | GS | MIN | AVG  | FG | FGA | PCT  | 3FG | 3FGA | 3PCT | FT | FTA | PCT  | OFF | DEF | TOT | AVG | PF | FO | AST | TO | BLK | STL | PTS | AVG |
|---------|----|----|-----|------|----|-----|------|-----|------|------|----|-----|------|-----|-----|-----|-----|----|----|-----|----|-----|-----|-----|-----|
| 2022-23 | 30 | 22 | 637 | 21.3 | 44 | 150 | .293 | 32  | 105  | .305 | 12 | 14  | .857 | 13  | 19  | 32  | 1.1 | 35 | 0  | 24  | 44 | 1   | 14  | 132 | 4.4 |
| 2023-24 | 18 | 0  | 123 | 6.8  | 3  | 19  | .158 | 2   | 15   | .133 | 4  | 6   | .667 | 2   | 9   | 11  | 0.6 | 12 | 0  | 7   | 6  | 0   | 2   | 12  | 0.7 |
| CAREER  | 49 | 22 | 765 | 15.6 | 47 | 170 | .276 | 34  | 121  | .281 | 16 | 20  | .800 | 15  | 28  | 43  | 0.9 | 47 | 0  | 31  | 50 | 1   | 16  | 144 | 2.9 |







# 4 MADISON GREENE

G // 5-6 // So. // Columbus, Ohio (Pickerington Central HS)

## CAREER HIGHS

Points // 17, Louisiana Tech (12/03/23)  
 FG Made // 6, Louisiana Tech (12/03/23)  
 FG Attempts // 13, Louisiana Tech (12/03/23)  
 3-Pt Made // 3, Louisiana Tech (12/03/23)  
 3-Pt Attempt // 7, Louisiana Tech (12/03/23)  
 FT Made // 2, Louisiana Tech (12/03/23)  
 FT Attempt // 2 (3x), Last: Louisiana Tech (12/03/23)  
 Rebounds // 4, at NC State (11/29/23)  
 Assists // 4, at NC State (11/29/23)  
 Steals // 3, vs. Fairfield (11/12/23)  
 Blocks // --  
 Minutes // 28 (2x), Last: Louisiana Tech (12/03/23)



## THE GREENE FILE

Rated as the No. 3 prospect in Ohio in by Prep Girls Hoops Ohio

Ranked No. 126 nationally in the Class of 2023 by Dan Olson Girl's Basketball Report

Led PCHS to four-straight district titles

Majoring in Medicine, Health & Society

## HONORS

SEC First-Year Academic Honor Roll ('24)

McDonald's All-American Nominee ('23)

Ohio High School Basketball Coaches Association Division I Player of the Year ('23)

Prep Girls Hoops Ohio Player of the Year ('23)

Ms. Ohio Finalist ('23)

Named All-State first team by Ohio High School Basketball Coaches Association & the Ohio High School Athletic Association ('23)

## FOLLOW MADISON

@mad1son\_O4

@Mad1son\_O4

## 2023-24 • FRESHMAN

- Appeared in 11 games before suffering a season-ending injury against Lipscomb on 12/17
- Averaged 6.9 points and 1.4 steals in 19.7 minutes per game
- Scored a career-high 17 points vs. Louisiana Tech on 12/03
- Shot 42.5 percent from the floor in 23-24
- Collected two or more steals in five games
- Connected on 35.7 percent on 3-point field goals (10-of-28) in 23-24

## SUPERLATIVES

| SUPERLATIVES     | 2023-24 | CAREER |
|------------------|---------|--------|
| 10+ POINTS       | 3       | 3      |
| 15+ POINTS       | 1       | 1      |
| 20+POINTS        | --      | --     |
| MADE 3+ 3-PT FG  | 1       | 1      |
| 10+ REBOUNDS     | --      | --     |
| 3+ ASSISTS       | 1       | 1      |
| 3+ STEALS        | 1       | 1      |
| 2+ BLOCKS        | --      | --     |
| DOUBLE-DOUBLES   | --      | --     |
| LED VANDY IN PTS | --      | --     |
| LED VANDY IN REB | --      | --     |
| LED VANDY IN AST | 1       | 1      |
| LED VANDY IN STL | 1       | 1      |
| LED VANDY IN BLK | --      | --     |

## CAREER STATS

| YEAR    | GP | GS | MIN | AVG  | FG | FGA | PCT  | 3FG | 3FGA | 3PCT | FT | FTA | PCT  | OFF | DEF | TOT | AVG | PF | FO | AST | TO | BLK | STL | PTS | AVG |
|---------|----|----|-----|------|----|-----|------|-----|------|------|----|-----|------|-----|-----|-----|-----|----|----|-----|----|-----|-----|-----|-----|
| 2023-24 | 11 | 0  | 217 | 19.7 | 31 | 73  | .425 | 10  | 28   | .357 | 4  | 6   | .667 | 5   | 11  | 16  | 1.5 | 22 | 0  | 13  | 14 | 0   | 15  | 76  | 6.9 |
| CAREER  | 11 | 0  | 217 | 19.7 | 31 | 73  | .425 | 10  | 28   | .357 | 4  | 6   | .667 | 5   | 11  | 16  | 1.5 | 22 | 0  | 13  | 14 | 0   | 15  | 76  | 6.9 |





# 5 LEILANI KAPINUS

G // 5-10 // Gr. // Madison, Wis. (Penn State)

## CAREER HIGHS

Points // 25, vs. Saint Francis (Pa.) (12/17/23)  
 FG Made // 10, Navy (11/10/23)  
 FG Attempts // 18, at Rutgers (02/13/22)  
 3-Pt Made // 3 (2x), Last: vs. Iowa (03/08/24)  
 3-Pt Attempt // 6, vs. Iowa (03/08/24)  
 FT Made // 9, vs. Rutgers (03/02/22)  
 FT Attempt // 12, at Iowa (01/14/23)  
 Rebounds // 15, George Mason (03/21/24)  
 Assists // 6, Michigan State (02/25/23)  
 Steals // 9, Fairfield (11/11/22)  
 Blocks // 5, vs. Mississippi State (03/28/24)  
 Minutes // 41, at Rutgers (01/26/23)



## THE KAPINUS FILE

- Comes to Vanderbilt after a being a three-year starter at Penn State (22-24)
- Scored 1,029 points, pulled down 610 rebounds, and dished out 210 assists in three seasons with the Nittany Lions
- Her 228 steals at Penn State ranks 11th all-time
- Ranks ninth in Penn State history in steals per game (2.4) and blocks (1.1)
- Collected the 10th-most blocks in PSU history with 109
- Played prep ball at James Madison Memorial High School in Madison, Wisconsin
- No. 30 player in the Class of 2020 by Hoopgurlz/espnW
- Working on a Masters Degree in Human Development Studies

## HONORS

- Two-Time All-Big Ten Honorable Mention ('23, '24)
- Two-Time All-Big Ten Defensive Team ('23, '24)
- Three-time Academic All-Big Ten ('22, '23, '24)
- All-Big Ten Freshman Team ('22)
- McDonald's All-America nominee ('20)

## FOLLOW LEILANI

- @leilani\_kapinus
- @leilani\_kapinus
- @leilani\_kapinus

## HOW DO YOU SAY IT?

Leilani • LAY-lawn-EE  
 Kapinus • CAP-n-IS

## 2023-24 • SENIOR (at Penn State)

- Played in 35 games, starting in 34 contests, and helped Penn State advance to the semifinals of the Women's Basketball Invitational Tournament
- Averaged 11.5 pts, 6.8 reb, 2.1 ast, 1.3 blks and 2.1 stl per game in '23-24
- Led the team in FGM (156), reb (237), rpg (6.8), blks (45), and stls (72)
- Ranked second in the Big Ten in total steals (72) and steals per game (2.06)
- Fifth in the Big Ten in blocks (45) and blocks per game (1.28), which was 45th-best nationally
- Scored double-digit points in 21 games and collected five double-doubles
- Had three or more steals in 11 games
- Averaged 12.8 pts, 10.0 reb, 3.3 ast, and 2.0 stl per game in the 2024 WBIT
- Surpassed 1,000 career points vs. Belmont on 03/25/24

## SUPERLATIVES

| SUPERLATIVES     | 2023-24 | CAREER |
|------------------|---------|--------|
| 10+ POINTS       | 21      | 59     |
| 15+ POINTS       | 10      | 24     |
| 20+POINTS        | 3       | 6      |
| MADE 3+ 3-PT FG  | 2       | 2      |
| 10+ REBOUNDS     | 5       | 14     |
| 3+ ASSISTS       | 13      | 41     |
| 3+ STEALS        | 11      | 37     |
| 2+ BLOCKS        | 14      | 27     |
| DOUBLE-DOUBLES   | 5       | 12     |
| LED VANDY IN PTS | --      | --     |
| LED VANDY IN REB | --      | --     |
| LED VANDY IN AST | --      | --     |
| LED VANDY IN STL | --      | --     |
| LED VANDY IN BLK | --      | --     |



## CAREER STATS

| YEAR          | GP                          | GS        | MIN         | AVG         | FG         | FGA        | PCT         | 3FG       | 3FGA       | 3PCT        | FT         | FTA        | PCT         | OFF        | DEF        | TOT        | AVG        | PF         | FO        | AST        | TO         | BLK        | STL        | PTS         | AVG         |  |
|---------------|-----------------------------|-----------|-------------|-------------|------------|------------|-------------|-----------|------------|-------------|------------|------------|-------------|------------|------------|------------|------------|------------|-----------|------------|------------|------------|------------|-------------|-------------|--|
| 2020-21*      | MISSED SEASON DUE TO INJURY |           |             |             |            |            |             |           |            |             |            |            |             |            |            |            |            |            |           |            |            |            |            |             |             |  |
| 2021-22*      | 29                          | 29        | 746         | 25.7        | 104        | 242        | .430        | 13        | 56         | .232        | 57         | 85         | .671        | 45         | 120        | 165        | 5.7        | 85         | 2         | 46         | 74         | 33         | 59         | 278         | 9.6         |  |
| 2022-22*      | 31                          | 31        | 930         | 30.0        | 126        | 288        | .438        | 10        | 54         | .185        | 86         | 129        | .667        | 53         | 155        | 208        | 6.7        | 98         | 7         | 90         | 111        | 31         | 97         | 348         | 11.2        |  |
| 2023-24*      | 35                          | 34        | 921         | 26.3        | 156        | 269        | .580        | 25        | 61         | .410        | 66         | 103        | .641        | 43         | 194        | 237        | 6.8        | 105        | 6         | 74         | 89         | 45         | 72         | 403         | 11.5        |  |
| <b>CAREER</b> | <b>95</b>                   | <b>94</b> | <b>2597</b> | <b>27.3</b> | <b>386</b> | <b>799</b> | <b>.483</b> | <b>48</b> | <b>171</b> | <b>.281</b> | <b>209</b> | <b>317</b> | <b>.659</b> | <b>141</b> | <b>469</b> | <b>610</b> | <b>6.4</b> | <b>288</b> | <b>15</b> | <b>210</b> | <b>274</b> | <b>109</b> | <b>228</b> | <b>1029</b> | <b>10.8</b> |  |

\*at Penn State



# 10 JANE NWABA

G // 5-10 // Gr. // Carson, Calif. (Pepperdine)



## CAREER HIGHS

Points // 22, San Francisco (02/01/24)  
 FG Made // 8, San Francisco (02/01/24)  
 FG Attempts // 18, Pacific (02/22/24)  
 3-Pt Made // 3, at Saint Mary's (01/07/23)  
 3-Pt Attempt // 7, at Saint Mary's (01/07/23)  
 FT Made // 8, Gonzaga (12/29/22)  
 FT Attempt // 12, Cal State LA (12/29/23)  
 Rebounds // 12 (3x), Last: at LMU (01/27/24)  
 Assists // 8, at San Francisco (02/01/24)  
 Steals // 4, Cal State LA (12/29/23)  
 Blocks // 2 (8x), Last: San Francisco (02/01/24)  
 Minutes // 40 (2x), Last: Gonzaga (02/24/24)



## THE NWABA FILE

Comes to Vanderbilt after a four-year career at Pepperdine ('21-'24)  
 Averaged 10.0 pts, 6.9 reb, 2.6 ast, and 1.1 stl over her final two years at Pepperdine  
 Utilizing her one-year NCAA Eligibility Relief from the 2020-21 season  
 Appeared in 105 collegiate games with 64 starts  
 Enters the 2024-25 season on an 11-game double-digit scoring streak  
 Collected 11 career double-doubles with nine coming in '23-'24  
 Working on a Masters Degree in Medicine, Health & Society

## HONORS

All-WCC Honorable Mention ('24)  
 3-Time All-WCC Academic Honorable Mention ('22, '23, '24)  
 CIF Division II All-State first team ('20)  
 CIF Los Angeles City Section MVP ('19)

## FOLLOW JANE

@jane11nwaba  
 @jane11nwaba  
 @janenwaba

## HOW DO YOU SAY IT?

Nwaba • Wah-Buh

## 2023-24 • SENIOR (at Pepperdine)

- Started in a team-best 30 games at Pepperdine
- Led the Waves in scoring (10.7 ppg), rebounding (7.6 rpg), assists (2.8 apg), and steals (1.3 spg)
- Played a team-high in 31.1 minutes per game
- Collected nine double-doubles, which is the 11th-most in a single-season at Pepperdine
- Ranked fourth in the WCC with 8.7 rebounds per game
- Led the team with 19 double-figure scoring
- Pulled down double-digit rebounds in a team-best 11 games
- Scored a career high 22 pts (8-of-15) vs. San Francisco on 02/01/24
- Had three or more assists in 16 games

## SUPERLATIVES

| SUPERLATIVES     | 2023-24 | CAREER |
|------------------|---------|--------|
| 10+ POINTS       | 19      | 36     |
| 15+ POINTS       | 5       | 9      |
| 20+POINTS        | 1       | 1      |
| MADE 3+ 3-PT FG  | --      | 1      |
| 10+ REBOUNDS     | 11      | 14     |
| 3+ ASSISTS       | 16      | 30     |
| 3+ STEALS        | 4       | 8      |
| 2+ BLOCKS        | 5       | 8      |
| DOUBLE-DOUBLES   | 9       | 11     |
| LED VANDY IN PTS | --      | --     |
| LED VANDY IN REB | --      | --     |
| LED VANDY IN AST | --      | --     |
| LED VANDY IN STL | --      | --     |
| LED VANDY IN BLK | --      | --     |



## CAREER STATS

| YEAR          | GP         | GS        | MIN         | AVG         | FG         | FGA        | PCT         | 3FG       | 3FGA       | 3PCT        | FT         | FTA        | PCT         | OFF        | DEF        | TOT        | AVG        | PF         | FO       | AST        | TO         | BLK       | STL        | PTS        | AVG        |
|---------------|------------|-----------|-------------|-------------|------------|------------|-------------|-----------|------------|-------------|------------|------------|-------------|------------|------------|------------|------------|------------|----------|------------|------------|-----------|------------|------------|------------|
| 2020-21*      | 23         | 1         | 335         | 14.6        | 35         | 76         | .461        | 0         | 3          | .000        | 10         | 25         | .400        | 35         | 42         | 77         | 3.3        | 27         | 0        | 12         | 24         | 5         | 19         | 80         | 3.5        |
| 2021-22*      | 23         | 4         | 364         | 15.8        | 45         | 100        | .450        | 5         | 24         | .208        | 17         | 23         | .739        | 26         | 51         | 77         | 3.3        | 51         | 4        | 21         | 27         | 10        | 16         | 112        | 4.9        |
| 2022-23*      | 29         | 29        | 920         | 31.7        | 95         | 244        | .389        | 18        | 69         | .261        | 61         | 94         | .649        | 79         | 98         | 177        | 6.1        | 76         | 2        | 70         | 65         | 10        | 28         | 269        | 9.3        |
| 2023-24*      | 30         | 30        | 930         | 31.0        | 131        | 314        | .417        | 12        | 54         | .222        | 47         | 84         | .560        | 79         | 149        | 228        | 7.6        | 74         | 1        | 84         | 122        | 19        | 39         | 321        | 10.7       |
| <b>CAREER</b> | <b>105</b> | <b>64</b> | <b>2549</b> | <b>24.3</b> | <b>306</b> | <b>734</b> | <b>.417</b> | <b>35</b> | <b>150</b> | <b>.233</b> | <b>135</b> | <b>226</b> | <b>.597</b> | <b>219</b> | <b>340</b> | <b>559</b> | <b>5.3</b> | <b>228</b> | <b>7</b> | <b>187</b> | <b>238</b> | <b>44</b> | <b>102</b> | <b>782</b> | <b>7.4</b> |

\* at Pepperdine





# 11 JORDYN OLIVER

G // 5-10 // Gr. // Prosper, Texas (Baylor • Duke)



## CAREER HIGHS

Points // 15 (2x), Last: Western Kentucky (11/15/23)  
 FG Made // 7, Western Kentucky (11/15/23)  
 FG Attempts // 11, vs. Jackson State (03/21/21)  
 3-Pt Made // 1 (3x), Last: Northern Iowa (11/25/23)  
 3-Pt Attempt // 2 (2x), Last: at Kansas (01/15/20)  
 FT Made // 4, Grambling State (11/08/19)  
 FT Attempt // 6, Grambling State (11/08/19)  
 Rebounds // 11 (2x), Last: Northern Iowa (11/25/23)  
 Assists // 10, Northwestern State (12/18/20)  
 Steals // 4 (2x), Last: at Mississippi State (01/04/24)  
 Blocks // 3, TCU (01/26/21)  
 Minutes // 34 (2x), Last: Dayton (12/30/23)



## THE OLIVER FILE

Played two seasons at Baylor and one season at Duke before coming to Vanderbilt

Appeared in 113 collegiate games with 33 starts over four seasons

Won two Big 12 Reg. Season Titles at Baylor ('20, '21)

Won two Big 12 Tournament Titles at Baylor ('20, '21)

Appeared in six NCAA Tournament games

Played prep ball at Prosper High School in Prosper, Texas

5-star recruit according to HoopGurlz/espnW

Won the 2017 FIBA Americas U16 Championship with Team USA Basketball

Ranked No. 12 nationally in the Class of 2019 by HoopGurlz/espnW

Working on a Masters Degree in Leadership & Organizational Performance

## HONORS

SEC First-Year Academic Honor Roll ('24)

All-ACC Academic Team ('23)

Academic All-Big 12 Team ('21)

McDonald's All-American ('19)

Jordan Brand Classic All-American ('19)

## FOLLOW JORDYN

@jordynoliver11

@jordynoliver11

@jordynoliver11

## 2023-24 • GRADUATE

- Appeared in 32 games and made a career-best 23 starts in her first season at Vanderbilt
- Averaged a career-best 5.3 pts & 4.9 rebs per game
- Scored a career-high 17 points vs. Louisiana Tech on 12/03
- Shot 58.0 percent (76-of-131) from the field
- Second on the team in assists with 92
- Matched her career high in points with 15 vs. Western Kentucky on 11/15
- Pulled down a career-high 11 rebounds vs. Northern Iowa on 11/25
- Shot 70 percent from the field or better in 10 games
- Led Vandy in assists in 10 games

## SUPERLATIVES

| SUPERLATIVES     | 2023-24 | CAREER |
|------------------|---------|--------|
| 10+ POINTS       | 3       | 10     |
| 15+ POINTS       | 1       | 2      |
| 20+POINTS        | --      | --     |
| MADE 3+ 3-PT FG  | --      | --     |
| 10+ REBOUNDS     | 2       | 3      |
| 3+ ASSISTS       | 15      | 43     |
| 3+ STEALS        | 5       | 6      |
| 2+ BLOCKS        | 1       | 3      |
| DOUBLE-DOUBLES   | 1       | 3      |
| LED VANDY IN PTS | 1       | 1      |
| LED VANDY IN REB | 5       | 5      |
| LED VANDY IN AST | 10      | 10     |
| LED VANDY IN STL | 5       | 5      |
| LED VANDY IN BLK | 5       | 5      |

## CAREER STATS

| YEAR          | GP                          | GS        | MIN         | AVG         | FG         | FGA        | PCT         | 3FG      | 3FGA      | 3PCT        | FT        | FTA        | PCT         | OFF        | DEF        | TOT        | AVG        | PF         | FO       | AST        | TO         | BLK       | STL       | PTS       | AVG        |  |
|---------------|-----------------------------|-----------|-------------|-------------|------------|------------|-------------|----------|-----------|-------------|-----------|------------|-------------|------------|------------|------------|------------|------------|----------|------------|------------|-----------|-----------|-----------|------------|--|
| 2019-20*      | 23                          | 0         | 220         | 9.6         | 25         | 62         | .403        | 2        | 9         | .222        | 13        | 31         | .419        | 5          | 33         | 38         | 1.7        | 19         | 0        | 54         | 26         | 9         | 9         | 65        | 2.8        |  |
| 2020-21*      | 25                          | 3         | 279         | 11.2        | 42         | 80         | .525        | 0        | 0         | .000        | 16        | 27         | .593        | 25         | 37         | 62         | 2.5        | 19         | 0        | 50         | 19         | 8         | 19        | 100       | 4.0        |  |
| 2021-22^      | MISSED SEASON DUE TO INJURY |           |             |             |            |            |             |          |           |             |           |            |             |            |            |            |            |            |          |            |            |           |           |           |            |  |
| 2022-23^      | 33                          | 7         | 571         | 17.3        | 56         | 121        | .463        | 0        | 2         | .000        | 12        | 32         | .375        | 27         | 89         | 116        | 3.5        | 28         | 0        | 63         | 38         | 9         | 31        | 124       | 3.8        |  |
| 2023-24       | 32                          | 23        | 852         | 26.6        | 76         | 131        | .580        | 1        | 2         | .500        | 16        | 26         | .615        | 58         | 100        | 158        | 4.9        | 42         | 0        | 92         | 47         | 9         | 33        | 169       | 5.3        |  |
| <b>CAREER</b> | <b>113</b>                  | <b>33</b> | <b>1923</b> | <b>17.0</b> | <b>199</b> | <b>394</b> | <b>.505</b> | <b>3</b> | <b>13</b> | <b>.231</b> | <b>57</b> | <b>116</b> | <b>.491</b> | <b>115</b> | <b>259</b> | <b>374</b> | <b>3.3</b> | <b>108</b> | <b>0</b> | <b>259</b> | <b>130</b> | <b>35</b> | <b>92</b> | <b>45</b> | <b>4.1</b> |  |

\*at Baylor - ^at Duke






# 12 KHAMIL PIERRE

F // 6-2 // So. // Phoenix, Ariz. (Perry HS)



## CAREER HIGHS

Points // 28, at Georgia (02/11/24)  
 FG Made // 12, at Georgia (02/11/24)  
 FG Attempts // 16 (2x), Last: vs. Florida (03/07/24)  
 3-Pt Made // 1 (2x), Last: at Texas A&M (02/15/24)  
 3-Pt Attempt // 1 (8x), Last: at Texas A&M (02/15/24)  
 FT Made // 9, LSU (02/08/24)  
 FT Attempt // 10, LSU (02/08/24)  
 Rebounds // 15, vs. Florida (03/07/24)  
 Assists // 3 (2x), Last: Radford (12/31/23)  
 Steals // 3 (4x), Last: Tennessee (02/18/24)  
 Blocks // 2 (4x), Last: vs. Florida (03/07/24)  
 Minutes // 34 (2x), Last: vs. Florida (03/07/24)



## THE PIERRE FILE

- Started the final 10 games of '23-'24
- Ended '23-'24 on a three-game double-digit scoring streak
- 4-star recruit by HoopGurlz/espnW ('23)
- Ranked as the 63rd-best prospect in Class of 2023 according to HoopGurlz/espnW
- Collected 28 double-doubles over her final two prep seasons
- Ended her prep career on a 54-game double-digit scoring streak
- Undeclared a major

## HONORS

- All-SEC Freshman Team ('24)
- Named SEC Freshman of the Week a school record five times in '23-'24
- Arizona's Gatorade Player of the Year ('23)
- McDonald's All-American Nominee ('23)

## FOLLOW KHAMIL

- @khamil.Pierre
- @KhamilPierre

## HOW DO YOU SAY IT?

- Khamil • Kah-Meel
- Pierre • Pea-Air

## 2023-24 • FRESHMAN

- Appeared in 33 games and made 11 starts as a true freshman
- Averaged 8.9 points per game and ranked second on the team in rebounds at 5.9 caroms per game
- Collected four double-doubles on the year
- Scored a career-high 28 points at Georgia on 3/3
- Registered double-figure pts in 14 games and scored 15 or more pts five times
- Led the team in scoring in four games and rebounding in six games
- Averaged 11.0 points in two NCAA Tournament games
- Scored a career high 22 pts (8-of-15) vs. San Francisco on 02/01/24
- Had three or more assists in 16 games

## SUPERLATIVES

| SUPERLATIVES     | 2023-24 | CAREER |
|------------------|---------|--------|
| 10+ POINTS       | 13      | 13     |
| 15+ POINTS       | 5       | 5      |
| 20+POINTS        | 1       | 1      |
| MADE 3+ 3-PT FG  | --      | --     |
| 10+ REBOUNDS     | 4       | 4      |
| 3+ ASSISTS       | 2       | 2      |
| 3+ STEALS        | 4       | 4      |
| 2+ BLOCKS        | 4       | 4      |
| DOUBLE-DOUBLES   | 4       | 4      |
| LED VANDY IN PTS | 4       | 4      |
| LED VANDY IN REB | 8       | 8      |
| LED VANDY IN AST | --      | --     |
| LED VANDY IN STL | 3       | 3      |
| LED VANDY IN BLK | 7       | 7      |



## CAREER STATS

| YEAR    | GP | GS | MIN | AVG  | FG  | FGA | PCT  | 3FG | 3FGA | 3PCT | FT | FTA | PCT  | OFF | DEF | TOT | AVG | PF | FO | AST | TO | BLK | STL | PTS | AVG |
|---------|----|----|-----|------|-----|-----|------|-----|------|------|----|-----|------|-----|-----|-----|-----|----|----|-----|----|-----|-----|-----|-----|
| 2023-24 | 33 | 11 | 634 | 19.2 | 112 | 267 | .419 | 2   | 9    | .222 | 68 | 102 | .667 | 63  | 112 | 175 | 5.3 | 86 | 2  | 22  | 55 | 15  | 33  | 294 | 8.9 |
| CAREER  | 33 | 11 | 634 | 19.2 | 112 | 267 | .419 | 2   | 9    | .222 | 68 | 102 | .667 | 63  | 112 | 175 | 5.3 | 86 | 2  | 22  | 55 | 15  | 33  | 294 | 8.9 |



# 13 JUSTINE PISSOTT

G/F // 6-4 // Jr. // Toms River, N.J. (Tennessee)



## CAREER HIGHS

Points // 17, Dayton (12/20/23)  
 FG Made // 6, Dayton (12/20/23)  
 FG Attempts // 13, Radford (12/31/23)  
 3-Pt Made // 5, Dayton (12/20/23)  
 3-Pt Attempt // 8, Georgia (03/03/24)  
 FT Made // 3, vs. Alabama State (11/20/23)  
 FT Attempt // 3, vs. Alabama State (11/20/23)  
 Rebounds // 6 (2x), Last: Dayton (12/20/23)  
 Assists // 4 (2x), Last: at UT Martin (11/09/23)  
 Steals // 2 (2x), Last: at Missouri (02/29/24)  
 Blocks // 3, at UT Martin (11/09/23)  
 Minutes // 33 (2x), Last: Georgia (03/03/24)



## THE PISSOTT FILE

Played one season at Tennessee before coming to Vanderbilt

Played 27 games as a freshman at Tennessee

Appeared in five NCAA Tournament games

Won the 2022 FIBA Americas U18 Championship with Team USA Basketball

5-star recruit according to HoopGurlz/espnW

Ranked No. 11 nationally in the Class of 2022 by HoopGurlz/espnW & USA Today

## HONORS

McDonald's All-American ('22)

Jordan Brand Classic All-American ('22)

WBCA All-American ('22)

## FOLLOW JUSTINE

@justinepissott

@j.usssssyy

@justinepissott

## 2023-24 • SOPHOMORE

- Appeared in 33 games and made 28 starts in her first season at Vanderbilt
- Tallied a career-best 6.8 points per game and was second on the team with 52 made 3-pointers
- Scored a career-high 17 points vs. Dayton on 12/20
- Shot 36.7 percent (52-of-141) on 3PFG
- Collected three or more 3-pointers in nine games
- Registered double-digit points in eight games
- Averaged 1.6 made 3-point field goals per game, which was second-best on the team

## SUPERLATIVES

| SUPERLATIVES     | 2023-24 | CAREER |
|------------------|---------|--------|
| 10+ POINTS       | 6       | 7      |
| 15+ POINTS       | 2       | 2      |
| 20+POINTS        | --      | --     |
| MADE 3+ 3-PT FG  | 9       | 10     |
| 10+ REBOUNDS     | --      | --     |
| 3+ ASSISTS       | 2       | 3      |
| 3+ STEALS        | --      | --     |
| 2+ BLOCKS        | 2       | 2      |
| DOUBLE-DOUBLES   | --      | --     |
| LED VANDY IN PTS | --      | --     |
| LED VANDY IN REB | --      | --     |
| LED VANDY IN AST | --      | --     |
| LED VANDY IN STL | --      | --     |
| LED VANDY IN BLK | 5       | 5      |

## CAREER STATS

| YEAR     | GP | GS | MIN | AVG  | FG  | FGA | PCT  | 3FG | 3FGA | 3PCT | FT | FTA | PCT   | OFF | DEF | TOT | AVG | PF | FO | AST | TO | BLK | STL | PTS | AVG |
|----------|----|----|-----|------|-----|-----|------|-----|------|------|----|-----|-------|-----|-----|-----|-----|----|----|-----|----|-----|-----|-----|-----|
| 2022-23* | 27 | 0  | 189 | 7.0  | 20  | 60  | .333 | 12  | 46   | .261 | 2  | 2   | 1.000 | 6   | 20  | 26  | 1.0 | 20 | 0  | 10  | 12 | 4   | 1   | 54  | 2.0 |
| 2023-24  | 33 | 28 | 698 | 21.2 | 80  | 225 | .356 | 52  | 141  | .369 | 12 | 16  | .750  | 14  | 57  | 71  | 2.2 | 54 | 1  | 25  | 40 | 17  | 10  | 224 | 6.8 |
| CAREER   | 60 | 28 | 887 | 14.8 | 100 | 285 | .351 | 64  | 187  | .342 | 14 | 18  | .778  | 20  | 77  | 97  | 1.6 | 74 | 1  | 35  | 52 | 21  | 11  | 278 | 4.6 |

\*at Tennessee







# 14 AIYANA MITCHELL

F // 6-4 // So. // Colorado Springs, Colo. (Fountain-Fort Carson HS)

## CAREER HIGHS

Points // 3, at Kentucky (01/11/24)  
 FG Made // 1 (6x), Last: at Arkansas (02/25/24)  
 FG Attempts // 2, (2x), Last: Radford (12/31/23)  
 3-Pt Made // --  
 3-Pt Attempt // --  
 FT Made // 1 (2x), Last: at Kentucky (01/11/24)  
 FT Attempt // 2 (2x), Last: at Kentucky (01/11/24)  
 Rebounds // 4, Alabama State (11/20/23)  
 Assists // --  
 Steals // --  
 Blocks // 1 (4x), Last: Tennessee (02/18/24)  
 Minutes // 12, Tennessee (02/18/24)



## THE MITCHELL FILE

Fourth player in program history from Colorado

Scored a 42 points and pulled down 15 rebounds in a prep game

Collected 20 double-doubles during he prep career

Undeclared a major

## HONORS

SEC First -Year Academic Honor Roll ('24)

All-Colorado second team ('23)

Under Armour Future 60 Camp('23)

## FOLLOW AIYANA

@AiyanaMitchell7

@aiyanamitchell2

@aiyanajm22

## HOW DO YOU SAY IT?

Aiyana • Eye-on-Uh

## 2023-24 • FRESHMAN

- Appeared in 15 games as a true freshman
- Scored a career-high three points at Kentucky on 1/11
- Pulled down a career-best four rebounds against Alabama State on 11/20
- Shot 54.5 percent from the field
- Played in a career-high 12 minutes against Tennessee on 2/18

## SUPERLATIVES

| SUPERLATIVES     | 2023-24 | CAREER |
|------------------|---------|--------|
| 10+ POINTS       | --      | --     |
| 15+ POINTS       | --      | --     |
| 20+POINTS        | --      | --     |
| MADE 3+ 3-PT FG  | --      | --     |
| 10+ REBOUNDS     | --      | --     |
| 3+ ASSISTS       | --      | --     |
| 3+ STEALS        | --      | --     |
| 2+ BLOCKS        | --      | --     |
| DOUBLE-DOUBLES   | --      | --     |
| LED VANDY IN PTS | --      | --     |
| LED VANDY IN REB | --      | --     |
| LED VANDY IN AST | --      | --     |
| LED VANDY IN STL | --      | --     |
| LED VANDY IN BLK | 3       | 3      |

## CAREER STATS

| YEAR    | GP | GS | MIN | AVG | FG | FGA | PCT  | 3FG | 3FGA | 3PCT | FT | FTA | PCT  | OFF | DEF | TOT | AVG | PF | FO | AST | TO | BLK | STL | PTS | AVG |
|---------|----|----|-----|-----|----|-----|------|-----|------|------|----|-----|------|-----|-----|-----|-----|----|----|-----|----|-----|-----|-----|-----|
| 2023-24 | 15 | 0  | 58  | 3.9 | 6  | 11  | .545 | 0   | 0    | .000 | 2  | 4   | .500 | 4   | 7   | 11  | 0.7 | 10 | 0  | 0   | 3  | 4   | 0   | 14  | 0.9 |
| CAREER  | 15 | 0  | 58  | 3.9 | 6  | 11  | .545 | 0   | 0    | .000 | 2  | 4   | .500 | 4   | 7   | 11  | 0.7 | 10 | 0  | 0   | 3  | 4   | 0   | 14  | 0.9 |





# 23 IYANA MOORE

G // 5-8 // Sr. // Milwaukee, Wis. (Blackman HS)



## CAREER HIGHS

Points // 37, at Kentucky (01/11/14)  
 FG Made // 14, at Kentucky (01/11/14)  
 FG Attempts // 21, Alabama State (12/28/21)  
 3-Pt Made // 9, Alabama State (12/28/21)  
 3-Pt Attempt // 12, Alabama State (12/28/21)  
 FT Made // 9, vs. Iowa State (11/24/23)  
 FT Attempt // 10, vs. Iowa State (11/24/23)  
 Rebounds // 9, at Missouri (02/29/24)  
 Assists // 8, at Kentucky (02/17/22)  
 Steals // 4 (4x), Last: Fairfield (11/12/23)  
 Blocks // 1 (8x), Last: at Missouri (02/29/24)  
 Minutes // 43, Alabama (02/06/22)



## THE MOORE FILE

- Enters '23-'24 on a seven-game double-digit scoring streak
- Leads all active SEC players in career FT% at 81.7% (179-of-219)
- Her 13.4 career ppg average is fifth-best among active SEC players
- Her career 36.0% 3-pt FG% and 2.00 3-Pt FGM per game both rank fourth among active SEC players
- Ranks sixth among active SEC players in assists per game at 2.65
- Needs 87 points to score 1,000 career points
- Holds the school record for most 3-pt FGM in a game with nine vs. Alabama State on 12/28/21
- Attended Blackman HS in Murfreesboro, Tenn., & won the 2021 TSSAA Class AAA state championship
- Majoring in Human & Organizational Development

## HONORS

- All-SEC second team ('24)
- All-SEC freshman team ('22)
- Two-time SEC Academic Honor Roll ('23, '24)
- SEC First-Year Academic Honor Roll ('22)
- SEC Co-Freshman of the Week (1/4/22)
- McDonald's All-American nominee ('21)

## FOLLOW IYANA

- @iyanamoore\_
- @yanam23
- @imoore\_23

## HOW DO YOU SAY IT?

Iyana • Eye-on-Uh

## 2023-24 • JUNIOR

- Started all 33 games after missing the 2022-23 season with an injury
- Averaged a team-high 14.2 ppg, which ranked 15th in the SEC
- Her 17.6 ppg in SEC games was sixth-best in the SEC in league play
- Made a team-high 57 3-pointers and shot 33.3 percent from behind the arc
- Shot a team-high 82.7 percent (110-of-133) from the free throw line, which was fourth-best in the SEC and 76th-best in the nation
- Scored double-digit points in 22 games
- Registered 20 or more points in nine games
- Her career-high 37 points scored at Kentucky on 1/11 were the most points scored by a player in an SEC game during the season and is tied for the sixth-most points scored in single game in school history
- Dished out a career-high seven assists at Kentucky on 1/11
- Pulled down a personal-best nine rebounds at Missouri on 2/29

## CAREER STATS

| YEAR    | GP                          | GS | MIN  | AVG  | FG  | FGA | PCT  | 3FG | 3FGA | 3PCT | FT  | FTA | PCT  | OFF | DEF | TOT | AVG | PF  | FO | AST | TO  | BLK | STL | PTS | AVG  |  |
|---------|-----------------------------|----|------|------|-----|-----|------|-----|------|------|-----|-----|------|-----|-----|-----|-----|-----|----|-----|-----|-----|-----|-----|------|--|
| 2021-22 | 35                          | 17 | 1136 | 32.5 | 148 | 396 | .374 | 79  | 207  | .382 | 69  | 86  | .802 | 32  | 71  | 103 | 2.9 | 67  | 1  | 89  | 99  | 6   | 55  | 444 | 12.7 |  |
| 2022-23 | MISSED SEASON DUE TO INJURY |    |      |      |     |     |      |     |      |      |     |     |      |     |     |     |     |     |    |     |     |     |     |     |      |  |
| 2023-24 | 33                          | 33 | 1089 | 33.0 | 151 | 399 | .378 | 57  | 171  | .333 | 110 | 133 | .827 | 32  | 83  | 115 | 3.5 | 81  | 0  | 91  | 83  | 3   | 45  | 469 | 14.2 |  |
| CAREER  | 68                          | 50 | 2226 | 32.7 | 299 | 795 | .376 | 136 | 378  | .360 | 179 | 219 | .817 | 64  | 154 | 218 | 3.2 | 148 | 1  | 180 | 182 | 9   | 100 | 913 | 13.4 |  |

## SUPERLATIVES

| SUPERLATIVES     | 2023-24 | CAREER |
|------------------|---------|--------|
| 10+ POINTS       | 22      | 43     |
| 15+ POINTS       | 14      | 27     |
| 20+POINTS        | 8       | 13     |
| 30+POINTS        | 1       | 2      |
| MADE 3+ 3-PT FG  | 9       | 21     |
| 10+ REBOUNDS     | --      | --     |
| 3+ ASSISTS       | 17      | 31     |
| 3+ STEALS        | 4       | 12     |
| 2+ BLOCKS        | --      | --     |
| DOUBLE-DOUBLES   | --      | --     |
| LED VANDY IN PTS | 13      | 29     |
| LED VANDY IN REB | --      | --     |
| LED VANDY IN AST | 7       | 12     |
| LED VANDY IN STL | 4       | 9      |
| LED VANDY IN BLK | 2       | 4      |



# WOMEN'S BASKETBALL



# 24 AGA MAKURAT

G // 6-3 // So. // Sierakowice, Poland (Sopocka Akademia Tenisowa)

## CAREER HIGHS

Points // 18 (2x), Last: at South Carolina (01/28/24)  
 FG Made // 6, at South Carolina (01/28/24)  
 FG Attempts // 9 (3x), Last: at South Carolina (01/28/24)  
 3-Pt Made // 5, Western Kentucky (11/15/23)  
 3-Pt Attempt // 7 (2x), Last: at South Carolina (01/28/24)  
 FT Made // 3, Western Kentucky (11/15/23)  
 FT Attempt // 4, Western Kentucky (11/15/23)  
 Rebounds // 7, at South Carolina (01/28/24)  
 Assists // 3 (2x), Last: at Kentucky (01/11/24)  
 Steals // 2, Kennesaw State (11/06/23)  
 Blocks // 3, Florida (01/07/24)  
 Minutes // 24, at South Carolina (01/28/24)



## THE MAKURAT FILE

First player in program history from Poland

Played club ball with Enea AZS II club in the Poland-1 Liga

A top-15 international recruit in the Class of 2023 by WorldWideHoops

Has two older sisters that played NCAA Division I women's basketball Anna (UConn) and Ola (Utah)

Majoring in Human & Organizational Development

## HONORS

SEC First-Year Academic Honor Roll ('24)

Represented Poland at the FIBA U20 Women's EuroBasket

Played at the FIBA U18 and U16 Women's European Championship for Poland

## FOLLOW AGA

@a.makurat24

## HOW DO YOU SAY IT?

Aga • Ah-Gah

Makurat • Mock-ew-Rah

## 2023-24 • FRESHMAN

- Appeared in all 33 games and made three starts in her first year at Vanderbilt
- Scored double-digit points in three games
- Registered a career-high 18 points twice, first vs. Western Kentucky on 11/15 then again at South Carolina 1/28
- Made 29 3-pointers on the year and shot 32.2 percent from behind the arc
- Hit a career-best five 3-pointers against the Hilltoppers
- Led the Commodores in scoring twice

## SUPERLATIVES

| SUPERLATIVES     | 2023-24 | CAREER |
|------------------|---------|--------|
| 10+ POINTS       | 3       | 3      |
| 15+ POINTS       | 2       | 2      |
| 20+POINTS        | --      | --     |
| MADE 3+ 3-PT FG  | 3       | 3      |
| 10+ REBOUNDS     | --      | --     |
| 3+ ASSISTS       | 2       | 2      |
| 3+ STEALS        | --      | --     |
| 2+ BLOCKS        | 3       | 3      |
| DOUBLE-DOUBLES   | --      | --     |
| LED VANDY IN PTS | 2       | 2      |
| LED VANDY IN REB | 1       | 1      |
| LED VANDY IN AST | --      | --     |
| LED VANDY IN STL | --      | --     |
| LED VANDY IN BLK | 6       | 6      |

## CAREER STATS

| YEAR    | GP | GS | MIN | AVG  | FG | FGA | PCT  | 3FG | 3FGA | 3PCT | FT | FTA | PCT  | OFF | DEF | TOT | AVG | PF | FO | AST | TO | BLK | STL | PTS | AVG |
|---------|----|----|-----|------|----|-----|------|-----|------|------|----|-----|------|-----|-----|-----|-----|----|----|-----|----|-----|-----|-----|-----|
| 2023-24 | 33 | 3  | 469 | 14.2 | 44 | 129 | .341 | 29  | 90   | .322 | 11 | 14  | .786 | 12  | 37  | 49  | 1.5 | 29 | 0  | 19  | 32 | 13  | 10  | 128 | 3.9 |
| CAREER  | 33 | 3  | 469 | 14.2 | 44 | 129 | .341 | 29  | 90   | .322 | 11 | 14  | .786 | 12  | 37  | 49  | 1.5 | 29 | 0  | 19  | 32 | 13  | 10  | 128 | 3.9 |







# 30 TRINITY WILSON

F // 6-3 // Fr. // Lakeville, Minn. (Lakeville North HS)



## CAREER HIGHS

Points // --  
 FG Made // --  
 FG Attempts // --  
 3-Pt Made // --  
 3-Pt Attempt // --  
 FT Made // --  
 FT Attempt // --  
 Rebounds // --  
 Assists // --  
 Steals // --  
 Blocks // --  
 Minutes // --

## THE WILSON FILE

Ranked the fifth-best player in Minnesota according to PrepGirlsHoops.com

Selected to Minnesota All-Star Basketball Game

Her mother Brenda Marquis played at UConn and was a member of the undefeated 1995 NCAA championship team  
Undeclared a major

## HONORS

All-state honorable mention ('23)

Five-time All-South Suburban Conference honoree

East Metro Player of the Year finalist ('23)

## FOLLOW TRINITY

- @trinitywilsonn
- @trinitywilson\_bts
- @TrinityWilson30

## HIGH SCHOOL

- Attended Lakeville North High School in Lakeville, Minnesota
- Collected over 1,000 points and 1,000 rebounds during her prep career
- Averaged 13.6 points per game and shot 66.7 percent from the floor in 28 games as a senior
- Guided LNHS to four-straight sectional championships
- Tallied double-digit points in 22 games
- Registered a career-best 27 points against Farmington in the 2023 sectional playoffs
- Scored double-digit points in 22 games
- Averaged 22.0 points per game in the sectional playoffs to lead her team to a second-consecutive title during her junior season
- Played AAU basketball for North Tartan 17 in the EBYL

## SUPERLATIVES

| SUPERLATIVES     | 2023-24 | CAREER |
|------------------|---------|--------|
| 10+ POINTS       | --      | --     |
| 15+ POINTS       | --      | --     |
| 20+POINTS        | --      | --     |
| 30+POINTS        | --      | --     |
| MADE 3+ 3-PT FG  | --      | --     |
| 10+ REBOUNDS     | --      | --     |
| 3+ ASSISTS       | --      | --     |
| 3+ STEALS        | --      | --     |
| 2+ BLOCKS        | --      | --     |
| DOUBLE-DOUBLES   | --      | --     |
| LED VANDY IN PTS | --      | --     |
| LED VANDY IN REB | --      | --     |
| LED VANDY IN AST | --      | --     |
| LED VANDY IN STL | --      | --     |
| LED VANDY IN BLK | --      | --     |



## CAREER STATS

| YEAR   | GP | GS | MIN | AVG | FG | FGA | PCT | 3FG | 3FGA | 3PCT | FT | FTA | PCT | OFF | DEF | TOT | AVG | PF | FO | AST | TO | BLK | STL | PTS | AVG |
|--------|----|----|-----|-----|----|-----|-----|-----|------|------|----|-----|-----|-----|-----|-----|-----|----|----|-----|----|-----|-----|-----|-----|
| CAREER | -- | -- | --  | --  | -- | --  | --  | --  | --   | --   | -- | --  | --  | --  | --  | --  | --  | -- | -- | --  | -- | --  | --  | --  | --  |



# 35 SACHA WASHINGTON

F // 6-2 // Sr. // Lawrenceville, Ga. (Collins Hill HS)

## CAREER HIGHS

Points // 33, Louisiana Tech (12/03/23)  
 FG Made // 15, Louisiana Tech (12/03/23)  
 FG Attempts // 20, Louisiana Tech (12/03/23)  
 3-Pt Made // --  
 3-Pt Attempt // 1, Lipscomb (12/18/22)  
 FT Made // 10, Fairfield (11/12/23)  
 FT Attempt // 16, Fairfield (11/12/23)  
 Rebounds // 17, Fairfield (11/12/23)  
 Assists // 7, Fairfield (11/12/23)  
 Steals // 8, Louisiana Tech (12/03/23)  
 Blocks // 6, Dayton (12/20/23)  
 Minutes // 40, vs. Florida (03/07/24)



## THE WASHINGTON FILE

1,008 career points puts her at 39th on Vanderbilt's all-time scoring list

Became the 41st Commodore to score 1,000 career points on 3/20/24 vs. Columbia

Ranks second among active SEC players in rebounds (720) and blocks (108)

Her career 7.27 rpg fourth among active SEC players

One of two active SEC players to amass over 1,000 pts, 700 reb, and 108 blk in their career

Her 72 starts at Vanderbilt is the most on the team

Attended Collins Hill HS in Lawrenceville, Ga.

Majoring in Medicine, Health & Society

## HONORS

All-SEC freshman team ('22)

Two-time SEC Academic Honor Roll ('23, '24)

Two-time SEC Academic Honor Roll ('23, '24)

SEC First-Year Academic Honor Roll ('22)

Two-time SEC Freshman of the Week (2/8/22, 2/28/22)

McDonald's All-American nominee ('21)

## FOLLOW SACHA

@sacha\_washington

@sacha\_washington

@sachaw33

## HOW DO YOU SAY IT?

Sacha • Sah-Shuh

## 2023-24 • JUNIOR

- Started in all 33 games in her third year at Vanderbilt
- Led the team in rebounding at 7.9 rebounds per game
- Paced the Commodores in blocked shots with 44
- Second on the team in scoring at 12.1 points per contest
- Collected a team-high eight double-doubles
- Scored a career-high 33 points vs. Louisiana Tech on 12/3
- Registered 20 or more points in three games & scored double figures in 19 games
- Led the team in rebounds in 16 games and in scoring in seven games
- Collected a personal-best 17 rebounds vs. Fairfield on 11/12
- Scored her 1,000th career point in the First Four win over Columbia in the 2024 NCAA Tournament on 3/20

## SUPERLATIVES

| SUPERLATIVES     | 2023-24 | CAREER |
|------------------|---------|--------|
| 10+ POINTS       | 18      | 48     |
| 15+ POINTS       | 9       | 20     |
| 20+POINTS        | 3       | 6      |
| 30+POINTS        | 1       | 1      |
| MADE 3+ 3-PT FG  | --      | --     |
| 10+ REBOUNDS     | 8       | 24     |
| 3+ ASSISTS       | 5       | 8      |
| 3+ STEALS        | 6       | 9      |
| 2+ BLOCKS        | 10      | 28     |
| DOUBLE-DOUBLES   | 9       | 22     |
| LED VANDY IN PTS | 7       | 13     |
| LED VANDY IN REB | 16      | 53     |
| LED VANDY IN AST | 3       | 5      |
| LED VANDY IN STL | 4       | 5      |
| LED VANDY IN BLK | 16      | 54     |



## CAREER STATS

| YEAR    | GP | GS | MIN  | AVG  | FG  | FGA | PCT  | 3FG | 3FGA | 3PCT | FT  | FTA | PCT  | OFF | DEF | TOT | AVG | PF  | FO | AST | TO  | BLK | STL | PTS  | AVG  |
|---------|----|----|------|------|-----|-----|------|-----|------|------|-----|-----|------|-----|-----|-----|-----|-----|----|-----|-----|-----|-----|------|------|
| 2021-22 | 35 | 8  | 708  | 20.2 | 104 | 224 | .464 | 0   | 0    | .000 | 58  | 85  | .682 | 113 | 117 | 230 | 6.6 | 87  | 2  | 26  | 57  | 19  | 26  | 266  | 7.6  |
| 2022-23 | 31 | 31 | 798  | 25.7 | 136 | 294 | .463 | 0   | 1    | .000 | 72  | 114 | .632 | 91  | 137 | 228 | 7.4 | 87  | 5  | 35  | 67  | 45  | 25  | 344  | 11.1 |
| 2023-24 | 33 | 33 | 959  | 29.1 | 163 | 310 | .526 | 0   | 0    | .000 | 72  | 117 | .615 | 118 | 144 | 262 | 7.9 | 91  | 4  | 44  | 90  | 44  | 52  | 398  | 12.1 |
| CAREER  | 99 | 72 | 2465 | 24.9 | 403 | 828 | .487 | 0   | 1    | .000 | 202 | 316 | .639 | 322 | 398 | 720 | 7.3 | 265 | 11 | 105 | 214 | 108 | 103 | 1008 | 10.2 |