



CRIMSON TIDE

FOOTBALL

18 NATIONAL CHAMPIONSHIPS » 147 FIRST TEAM ALL-AMERICANS » 77 POSTSEASON GAMES » 42 BOWL VICTORIES » 30 SEC CHAMPIONSHIPS

A GAME 5 V

ALABAMA AT VANDERBILT

OCT. 5, 2024 / 3:20 P.M. CT / NASHVILLE, TENN.

FIRSTBANK STADIUM (28,934)

TV: SEC NETWORK

(Play-By-Play: Tom Hart, Analyst: Cole Cubelic, Sideline: Alyssa Lang)

RADIO: CRIMSON TIDE SPORTS NETWORK

(Play-By-Play: Chris Stewart, Analyst: Tyler Watts, Sideline: Damion Square, Host: Roger Hoover)
CTSN on Sirius/XM: 132 or 192

CRIMSON TIDE

2024 Record/SEC Record 4-0/1-0
AP/Coaches Poll 1/2
Head Coach Kalen DeBoer
Record at Alabama (Years) 4-0 (1st)
Career Record (Years) 108-12 (10th)

COMMODORES

2024 Record/SEC Record 2-2/0-1
AP/Coaches Poll NR/NR
Head Coach Clark Lea
Record at Vanderbilt (Years) ... 11-29 (4th)
Career Record (Years) 11-29 (4th)

INSIDE THE SERIES

Overall: 86th Meeting (Alabama leads, 63-18-4)
In Nashville: Alabama leads, 29-13-2
Current Streak: Alabama, Won 23
Last Meeting: Sept. 24, 2022 - Tuscaloosa (W, 55-3)
Series Notes: Alabama and Vanderbilt will share the field for the 86th time when the two schools collide at FirstBank Stadium. The Crimson Tide leads the all-time series, 63-18-4, including a 29-13-2 mark in Nashville. Alabama has won its last 23 matchups with Vandy, including the most recent pairing on Sept. 4, 2022, in Tuscaloosa, a 55-3 Tide victory. Alabama head coach Kalen DeBoer has never faced the Commodores during his career, while Vanderbilt head coach Clark Lea is 0-1 in his only opportunity against UA.

2024 SCHEDULE

1/2 ALABAMA (4-0, 1-0 SEC)

A31 WESTERN KENTUCKY	ESPN	W, 63-0
S7 USF	ESPN	W, 42-16
S14 at RV/RV Wisconsin	FOX	W, 42-10
S28 2/1 GEORGIA*	ABC	W, 41-34
05 at Vanderbilt*	SEC Network	3:20 p.m.
012 SOUTH CAROLINA*	ABC	11 a.m.
019 at Tennessee*	TBA	TBA
026 MISSOURI*	TBA	TBA
N9 at LSU*	TBA	TBA
N16 MERCER	ESPN+/SECN+	1 p.m.
N23 at Oklahoma*	TBA	TBA
N30 AUBURN*	TBA	TBA

VANDERBILT (2-2, 0-1 SEC)

A31 VIRGINIA TECH	ESPN	W, 34-27 (OT)
S7 ALCORN STATE	ESPNU	W, 55-0
S14 at Georgia State	ESPN+	L, 32-36
S21 at 7/8 Missouri*	ABC	27-30 (20T)
05 1/2 ALABAMA*	SEC Network	3:20 p.m.
012 at Kentucky*	SEC Network	6:45 p.m.
019 BALL STATE	SEC Network+	6 p.m.
026 TEXAS*	TBA	TBA
N2 at Auburn*	TBA	TBA
N9 SOUTH CAROLINA*	TBA	TBA
N23 at LSU*	TBA	TBA
N30 TENNESSEE*	TBA	TBA

* - Conference game
BOLD indicates home game
Rankings listed are Associated Press/Coaches
All times Central

SOCIAL MEDIA:



Follow us on Facebook and Instagram @AlabamaFBL



Follow us on X at @AlabamaFTBL

Follow **ALABAMA FOOTBALL** on the social media sites listed for up-to-date news, exclusive content and more.

CRIMSON TIDE FOOTBALL MEDIA SERVICES (ALL TIMES CENTRAL)

MONDAY	TUESDAY	WEDNESDAY	THURSDAY	FRIDAY	SATURDAY	SUNDAY
MEDIA DAY 11:30 a.m. Offensive/Defensive Coordinators 12 p.m. Coach DeBoer	POST-PRACTICE 11:15 a.m. Players	POST-PRACTICE 11:15 a.m. Assistant Coaches SEC COACHES CALL 11:30 a.m. The Kalen DeBoer Show @ Baumhower's 6:30 p.m.	NO MEDIA AVAILABILITY	NO MEDIA AVAILABILITY	VANDERBILT 3:15 p.m. (SEC NETWORK)	NO MEDIA AVAILABILITY

MONDAY

11:30 a.m. - Head Coach/Coordinators Press Conference – Alabama head coach Kalen DeBoer along with offensive coordinator Nick Sheridan and defensive coordinator Kane Wommack will be available to the media for a weekly press conference in the Naylor Stone Media Room in the Mal Moore Athletic Facility starting at 11:30 a.m.

MONDAY MEDIA SCHEDULE

- 11:00 a.m.** – Game notes posted on RollTide.com
- 11:30 a.m.** – Offensive/Defensive Coordinator available in the Naylor Stone Media Room
- 12:00 p.m.** – Head coach Kalen DeBoer available in the Naylor Stone Media Room
- 3:00 p.m.** – Press conference video posted on RollTide.com

TUESDAY

11:15 a.m. – Selected players available immediately off the practice field inside the Hank Crisp Indoor Facility

WEDNESDAY

11:15 a.m. – Selected assistant coaches available immediately off the practice field inside the Hank Crisp Indoor Facility

10:00 a.m.-12:40 p.m. – SEC Weekly Teleconference – Kalen DeBoer (11:30-40 a.m.) - 1-877-381-5694 (Confidential). Contact SEC Office 1-205-458-3000 for weekly passcode to access the call

6:30 p.m. – The ‘Hey Coach’ Show gives fans a chance to talk live to head coach Kalen DeBoer and a select student-athlete from 6:30-7:30 p.m. at Baumhower’s Victory Grille in Tuscaloosa (500 Harper Lee Drive).

THURSDAY

No media availability

FRIDAY

No media availability

ON THE INTERNET

RollTide.com – Alabama’s official athletics website serves as a resource for in-depth information on current and historical Crimson Tide student-athletes, coaches and teams. The football page includes links to rosters, coaching staff, notes packages, practice reports and schedules as well as Tide TV and all of Alabama’s rich football history and tradition.

SECSports.com – Media covering the Southeastern Conference have its own website to get the latest information on the league. Through the services of Sports Systems, Inc., the site has the latest updated standings, results, schedules, statistics, notes and PDF versions of all SEC releases and media guides. On the site, the SEC has a digital image platform that provides access to the SEC’s latest photographs, images, logos and links to all of the SEC school media web sites and home pages.

CRIMSON TIDE VIDEO FTP – Links to download footage for broadcast television use will only be e-mailed when footage is made available. For questions or to be added to the list, please contact Christopher England at cengland@ia.ua.edu.

MEDIA GUIDELINES

ALABAMA PLAYERS – Interview requests for Alabama players should be made through Alex Thompson. Any requests for one-on-one interviews during the week must be made by the Sunday before at 5 p.m. One-on-one interviews can be arranged Monday through Wednesday. Additionally, an interview session with 4-8 players will be conducted post-practice on Tuesday. All player requests for Tuesday need to be made by 5 p.m. on the Monday before. Players are off limits for interviews beginning Thursday.

ALABAMA ASSISTANTS/STAFF – Interview requests for Alabama assistant coaches and staff should be made through Aaron Jordan. Any requests for one-on-one interviews during the week must be made by the Sunday before at 5 p.m. One-on-one interviews can be arranged as the schedule permits. Additionally, an interview session with requested assistant coaches will be conducted post-practice on Wednesday. All requests for Wednesday need to be made by 5 p.m. on the Tuesday before. Assistants will be only be made available if requested in the proper amount of time. All coaches are off limits for interviews beginning Thursday.

GAME CREDENTIALS – Media should apply for credentials at www.RollTide.com/media. All credentials are held at media will call, which is located in the northeast side of Bryant-Denny Stadium just inside Gate 59. The media will call window opens three hours prior to kickoff. Any questions can be directed to Aaron Jordan (ajordan@ia.ua.edu).

ALABAMA ATHLETICS COMMUNICATIONS

Phone: (205) 348-6084 Fax: (205) 348-8841

Assistant Athletics Director, Football Communications:

Alex Thompson (Coach DeBoer/Players)
 Phone: (440) 666-7615
 e-mail: athompson@ia.ua.edu

Associate Director of Athletics Communications:

Steven Gonzalez (Football Stats)
 Phone: (602) 803-0521
 e-mail: sgonzalez@ia.ua.edu

Assistant Director of Athletics Communications:

Nathan Sheehan
 Phone: (847) 846-9894
 e-mail: nsheehan@ia.ua.edu

Assistant Athletics Director, Athletics Communications:

Aaron Jordan (Logistics/Credentials/Assistant Coaches)
 Phone: (205) 913-1979
 e-mail: ajordan@ia.ua.edu

Assistant Athletics Director, Athletics Communications:

Josh Maxson (Nick Saban)
 Phone: (205) 242-5917
 e-mail: jmaxson@ia.ua.edu

Assistant Director of Athletics Communications:

Jen Smith
 Phone: (205) 470-8197
 e-mail: jesmith@ia.ua.edu

Associate Director of Athletics Communications:

Nick Cicere (Football Notes/Players)
 Phone: (719) 330-1001
 e-mail: ncicere@ia.ua.edu

Assistant Director of Athletics Communications:

Anna Nobles
 Phone: (601) 441-4289
 e-mail: anobles@ia.ua.edu

Assistant Director of Athletics Communications:

Stephanie Withey
 Phone: (864) 380-3852
 e-mail: swithey@ia.ua.edu

UNRANKED, NO PROBLEM FOR THE TIDE: With its 42-10 win at Wisconsin on Sept. 14, Alabama has won 23 straight games against unranked opponents. The Crimson Tide's last loss to an unranked opponent came on Oct. 9, 2021, at Texas A&M.

ALABAMA IN THE AP POLL: Alabama's No. 1 ranking in the Week 6 edition of the Associated Press Poll marked the 267th consecutive week that the Crimson Tide has appeared in the poll. That streak is the longest active streak in college football. The 267 weeks more than doubles second-place Georgia with the Bulldogs appearing in the poll for 120 consecutive weeks. Alabama's 267 straight weeks tops the Crimson Tide's previous program-long streak of 105 consecutive weeks under head coach Gene Stallings in the mid-1990s.

ON TOP, YET AGAIN: Now ranked atop the Associated Press Poll, Alabama has held the No. 1 ranking in the poll at least once in 16 of the last 17 seasons. The only season the Tide did not reach No. 1 over that stretch was 2023.

ALABAMA IN THE AP SINCE 2008: Alabama began the 2008 season at No. 24 in the Associated Press Preseason Poll. The Crimson Tide opened the year with a dominant 34-10 win over then-No. 9 Clemson in Atlanta, and since that win over the Tigers, UA has not been ranked lower than No. 17 in 266 polls that have followed. According to the College Poll Archive, the Tide is the only team to be represented on all 267 editions of the poll from the start of the 2008 season to the current week. The next closest team is Ohio State with 252 appearances followed by Oklahoma at 243. Alabama has spent 95.0 percent of the 17-plus years ranked in the top 10. A whopping 82.1 percent of that time Alabama has been ranked in the top five. The Crimson Tide has also been ranked No. 1 a total of 110 times since 2008. Only 14 other teams have earned the No. 1 ranking over that time, with the second-most appearances coming from Georgia at 40 and Clemson in third at 23.

ALABAMA HAS THE MOST WINS SINCE 2008: Dating back to the start of the 2008 season, Alabama has won 203 games, which is the most in the Football Bowl Subdivision. That sum is 21 more than Ohio State, the next-closest win total over that stretch.

Total Wins (since 2008)

Team	Wins	2008+09+10+11+12+13+14+15+16+17+18+19+20+21+22+23+24
1. ALABAMA	203	12+14+10+12+13+11+12+14+14+13+14+11+13+13+11+12+4
2. Ohio State	182	10+11+12+6+12+12+14+12+11+12+13+13+7+11+11+11+4
3. Georgia	181	11+10+8+6+10+12+8+10+10+8+13+11+12+8+14+15+13+3
4. Clemson	176	7+9+6+10+11+11+10+14+14+12+15+14+10+10+11+9+3
5. Oklahoma	169	12+8+12+10+10+11+8+11+11+12+12+12+9+11+6+10+4
6. Boise State	166	12+14+12+12+11+8+12+9+10+11+10+12+5+7+10+8+3

PRONUNCIATION GUIDE

#73 OLAUS ALINEN	OH-louse AH-lee-nin
#5 GERMIE Bernard	JER-mee
#11 JIHAAD Campbell	JUH-haad
#80 Josh CUEVAS	KWAY-viss
#81 CJ DIPPRE	dih-PREE
#88 ISAIA FAGA	ee-SIGH-uh FAH-guh
#94 EDRIC Hill	ED-rick
#25 J AHLIL Hurley	jah-LIL
#69 Joseph IONATA	eye-uh-NOT-uh
#7 DASHAWN Jones	DAY-shawn
#19 Keanu KOHT	COOT
#20 JAH-MARIEN Latham	juh-MARE-ee-en
#12 Dylan LONERGAN	LAWN-er-ginn
#9 Jaylen MBAKWE	mm-BOCK-way
#10 JEHIEM Oatis	juh-HEEM
#41 Justin OKORONKWO	oh-koe-RONK-woe
#45 Robbie OUZTS	OOTS
#42 YHONZAE Pierre	yawn-ZAY
#90 Jordan RENAUD	reh-NOD
#34 QUE Robinson	Q
#49 QUA RUSSAW	KWAY ROO-saw
#3 Keon SABB	SAB
#56 Geno VANDEMARK	VAN-duh-mark

ALABAMA FOOTBALL

QUICK FACTS

Location	Tuscaloosa, Ala.
Enrollment	40,846
Founded	April 12, 1831
Conference	Southeastern (West)
Colors	Crimson and White
Nickname	Crimson Tide
President	Dr. Stuart Bell
Director of Athletics	Greg Byrne
Faculty Athletics Representative	Dr. James King

FOOTBALL HISTORY

First Season	1892
All-Time Record	969-337-43 (.734)
All-Time SEC Record	447-173-20 (.714)
National Championships	18
SEC Championships	30
First Team All-Americans	147 players, 187 times
First Team All-Conference	286 players, 382 times
Bowl Appearances/Postseason Games	71/77
Bowl Victories	42

COACHING STAFF

Head Coach	Kalen DeBoer
Alma Mater	Sioux Falls, 1998
Collegiate Career Record (Years)	108-12 (10th)
Alabama Record (Years)	4-0 (1st)
Offensive Coordinator	Nick Sheridan
Alma Mater	Michigan, 2010
Defensive Coordinator	Kane Wommack
Alma Mater	Southern Miss, 2009

TEAM INFORMATION

2023 Overall Record	12-2
2023 SEC Record/Finish	8-0/First (West)
2023 Bowl	CFP Semifinal at Rose Bowl
Bowl Result	Michigan 27, Alabama 20 (OT)
Final Ranking	No. 5 Associated Press
	No. 5 USA TODAY Coaches

2024 SOUTHEASTERN CONFERENCE STANDINGS

School	Overall	SEC
ALABAMA	4-0	1-0
LSU	4-1	1-0
Missouri	4-0	1-0
Tennessee	4-0	1-0
Texas	5-0	1-0
Texas A&M	4-1	2-0
Arkansas	3-2	1-1
Florida	2-2	1-1
Georgia	3-1	0-1
Oklahoma	4-1	1-1
South Carolina	3-1	1-1
Kentucky	3-2	1-2
Ole Miss	4-1	0-1
Vanderbilt	2-2	0-1
Auburn	2-3	0-2
Mississippi State	1-4	0-2



PRESEASON HONORS

Tyler Booker

First Team All-American - OG (ESPN.com)
 First Team All-American - OL (Walter Camp)
 Second Team All-American - OG (Associated Press)
 Second Team All-American - OL (CBS Sports)
 Second Team All-American - OG (The Sporting News)
 Second Team All-American - OG (USA Today)
 Lombardi Award Watch List
 Outland Trophy Watch List

Parker Brailsford

First Team All-American - C (Associated Press)
 First Team All-American - C (CBS Sports)
 First Team All-American - C (ESPN.com)
 First Team All-American - C (The Sporting News)
 First Team All-American - C (USA Today)
 Second Team All-American - C (Walter Camp)
 Lombardi Award Watch List
 Outland Trophy Watch List
 Rimington Trophy Watch List

Zabien Brown

Freshman All-American (247Sports)
 Shaun Alexander Freshman of the Year Award Watch List

James Burnip

Second Team All-American (ESPN.com)
 Second Team All-American (Walter Camp)
 Ray Guy Award Watch List

Jihaad Campbell

Butkus Award Watch List

CJ Dippre

Mackey Award Watch List

Justice Haynes

Doak Walker Award Watch List

Kneeland Hibbett

Mannely Award Watch List

Tim Keenan III

AFC A Good Works Team Watch List
 Jason Witten Collegiate Man of the Year Watch List
 Wuerffel Trophy Watch List

Deontae Lawson

Second Team All-American (CBS Sports)
 Second Team All-American (ESPN.com)
 Second Team All-American (USA Today)
 Bednarik Award Watch List
 Butkus Award Watch List
 Lombardi Award Watch List
 Lott IMPACT Trophy Watch List
 Nagurski Trophy Watch List

Jam Miller

Doak Walker Award Watch List

Jalen Milroe

Davey O'Brien Award Watch List
 Earl Campbell Tyler Rose Award Watch List
 Johnny Unitas Golden Arm Award Watch List
 Manning Award Watch List
 Maxwell Award Watch List
 Walter Camp Player of the Year Watch List

Malachi Moore

Second Team All-American - DB (CBS Sports)
 Second Team All-American - DB (The Sporting News)
 Bednarik Award Watch List
 Lott IMPACT Trophy Watch List
 Nagurski Trophy Watch List
 Thorpe Award Watch List
 Walter Camp Player of the Year Watch List

Graham Nicholson

First Team All-American (Associated Press)
 First Team All-American (CBS Sports)
 First Team All-American (ESPN.com)
 First Team All-American (The Sporting News)
 First Team All-American (USA Today)
 First Team All-American (Walter Camp)
 Lou Groza Award Watch List

Jaeden Roberts

Lombardi Award Watch List

Tim Smith

Outland Trophy Watch List

Ryan Williams

Shaun Alexander Freshman of the Year Award Watch List

ALWAYS IN THE HUNT: Since the 2008 season, Alabama has played in 188 of 194 regular season games that have had national championship implications. The final three games of the 2010 campaign and the final three weeks of the 2022 schedule marked the only six regular season contests without direct national championship implications over the last 17 seasons.

HONORING A LEGEND: Prior to Alabama's Sept. 7 game against USF, The University of Alabama formally dedicated Saban Field at Bryant-Denny Stadium with pregame and halftime ceremonies honoring former head coach Nick Saban. Under Saban's guidance, Alabama was nearly unbeatable at its home stadium that now bears his namesake. Across his 17 seasons in Tuscaloosa, Saban's teams went 108-9 (.923) when playing at home. Of those nine losses, only one was by more than seven points.

2024 TEAM CAPTAINS: The Crimson Tide's 2024 team captains were announced after practice on Aug. 20. As selected by their teammates, Tyler Booker, Deontae Lawson, Jalen Milroe and Malachi Moore were each named team captains for the season. It marked the second year in a row for Milroe and Moore, as the duo were voted permanent team captains by their teammates at the end of the 2023 regular season.

OFFENSIVE NOTES

HARD-EARNED HARDWARE vs. UGA: Jalen Milroe was named the Southeastern Conference Offensive Player of the Week following his performance against then-No. 2/1 Georgia on Sept. 28. One day later, the Tide signal-caller was recognized as the Davey O'Brien Quarterback of the Week, the Maxwell Award and Walter Camp Offensive Player of the Week and the Shrine Bowl's "Monday Morning Quarterback", while also earning a spot on the Manning Award "Star of the Week" list. Against the Bulldogs, Milroe accounted for a career-best 491 total yards and four touchdowns in the Crimson Tide's 41-34 win.

UNPRECEDENTED IN THE AP ERA: Following Alabama's 41-34 win over then-No. 2/1 Georgia on Sept. 28, Jalen Milroe became the first player since the creation of the Associated Press Poll (1936) to manage 300-plus yards passing, 100-plus yards rushing and two rushing scores against a top-five opponent.

LOCKED IN: Jalen Milroe was given a 92.9 passing grade by Pro Football Focus following his performance against then-No. 2/1 Georgia on Sept. 28. It marked the second-highest grade of any FBS quarterback in Week 5 and was the highest single-game passing grade for Milroe in his collegiate career.

MILROE vs. THE BEST: As Alabama's starter each of the last two seasons, Jalen Milroe has played some of his best football against the top competition. He has guided the Crimson Tide to five wins over Associated Press Top 25 teams, including last weekend's victory over then-No. 2 Georgia to go with four wins a season ago. In seven total contests against AP Top 25 foes across the last two seasons, Milroe has completed 67.8 percent (116-171) of his passes for 1,601 yards while accounting for 15 total touchdowns (nine passing, six rushing). He has accumulated 2,040 total yards in those matchups.

PILING UP THE POINTS: Jalen Milroe has accounted for 18 total touchdowns in four games of action this season, including 10 passing and eight rushing. His 18 touchdowns and a two-point conversion have led to 110 points, the third-best total in the nation. Milroe's eight rushing scores are tied for the national lead among quarterbacks in Division I, while he is one of only 24 FBS quarterbacks with at least 10 passing touchdowns.

THROWING THE BOMB: Through four games this season, Jalen Milroe has completed 62-of-85 passes for 964 yards. Entering Alabama's matchup with Vanderbilt, Milroe is averaging 11.34 yards per pass attempt, good for third in the SEC and nationally. He has also accumulated 15.55 yards per completion which ranks fourth in the conference and 10th in Division I.

COACHING ASSIGNMENTS

Nick Sheridan - Offensive Coordinator/Quarterbacks	Box
Kane Wommack (<i>WAH-mick</i>) - Defensive Coordinator/Inside Linebackers	Field
Bryan Ellis - Tight Ends	Field
Robert Gillespie - Assistant Head Coach/Running Backs	Field
Colin Hitschler - Co-Defensive Coordinator/Safeties	Box
Chris Kapilovic (<i>kuh-PILL-uh-vick</i>) - Offensive Line	Field
Maurice Linguist - Co-Defensive Coordinator/Corners	Field
Jay Nunez - Special Teams	Field
Freddie Roach - Associated Head Coach/Defensive Line	Field
Christian Robinson - Outside Linebackers	Field
JaMarcus Shephard - Assistant Head Coach/Co-Offensive Coordinator/Wide Receivers	Field

HOME RUN HITTER: Jalen Milroe’s passing touchdowns have typically come in the form of a big play during his time as QB1 at Alabama. Across 17 starts the last two seasons, he is averaging 35.3 yards per passing touchdown, accumulating 1,166 total yards on 33 scores. This season alone, the Katy, Texas, native has thrown for 10 total touchdowns with every score coming from at least 16 yards or better. He has also recorded three touchdowns of 55-plus yards, highlighted by an 84-yarder in the season opener with Western Kentucky. As the starter in 2023, Milroe averaged 33.1 yards per score across his 23 passing touchdowns.

Milroe’s Passing Touchdowns (2024)

Opponent	Yardage
Western Kentucky	22, 84, 55
USF	16, 43
Wisconsin	31, 26, 37
Georgia	16, 75
Vanderbilt	-
South Carolina	-
Tennessee	-
Missouri	-
LSU	-
Mercer	-
Oklahoma	-
Auburn	-
TOTAL	40.5 ypp (405 yards)

DUAL-THREAT JALEN: Jalen Milroe has proven to be a threat with his arms and legs during his time at the Capstone. He has rushed for 21 total touchdowns during his career, including eight this season. Milroe’s eight rushing touchdowns are tied for the most by a quarterback in Division I and are also tied for the fifth-most at any position. In 2023, he totaled 12 rushing touchdowns which finished as the second-most by a quarterback in Alabama single-season history, trailing only Jalen Hurts’ 13 from the 2016 campaign.

WHERE #4 RANKS: Through four games, Jalen Milroe has been one of country’s most efficient quarterbacks. Below is a look at where Milroe currently stands nationally among signal-callers.

Where Milroe Ranks

Category	Total	SEC	Nationally
Passing Efficiency	204.7	2nd	2nd
Points Responsible For	110	1st	3rd
Total Touchdowns	18	1st	T3rd
Yards per Pass Attempt	11.3	3rd	3rd
Completion Percentage	72.9%	3rd	7th
Yards per Completion	15.5	4th	10th
Passing Touchdowns	10	T3rd	T24th
Rushing Touchdowns (QB)	8	1st	T1st

THERE HE GOES AGAIN: Ryan Williams was recognized as the Southeastern Conference Freshman of the Week following Alabama’s 41-34 win over then-No. 2/1 Georgia. One day later, Williams was selected as the Shaun Alexander Award’s Player of the Week. The freshman led the Crimson Tide receivers for a fourth consecutive week, recording a career-high 177 yards and a touchdown. The league honor was the second of Williams’ young career, having earned SEC honors following his performance in the Tide’s season-opening win over Western Kentucky on Aug. 31.

FIVE-STAR REVIEW: Ryan Williams has made his presence known, as the freshman leads Alabama in receptions (16), receiving yards (462) and receiving touchdowns (5) through his first four collegiate games. Williams’ 28.8 yards per catch average leads all FBS receivers, with Williams producing six catches of 43-plus yards already this season. Among freshmen, Williams shares the national lead in touchdowns while his 16 receptions are third-most. Williams’ 177 receiving yards in the Crimson Tide’s win over the Bulldogs on Sept. 28 are the second-most by a true freshman in program history, trailing only David Bailey’s 187 receiving yards set on Nov. 29, 1969 against Auburn.

JAM & JUSTICE: Alabama’s 1-2 punch of Jam Miller and Justice Haynes has proven effective through the first four weeks of the season. The duo have combined for 483 of the Tide’s 887 rushing yards (54.5 percent) and five touchdowns on the ground. Miller has scored at least one rushing or receiving touchdown in all four games, with Haynes crossing the goal line in two matchups this season.

ALABAMA IN THE AP RANKINGS

Alabama has been ranked in 879 of the 1,239 Associated Press college football polls since 1936, according to the AP Poll Archive. The Crimson Tide owns a 545-138-8 (.795) all-time record in games when ranked in the Associated Press college football poll. Alabama is also ranked in the AP Poll for the 267th consecutive week, topping its previous streak of 105 consecutive polls from 1991-97 under head coach Gene Stallings. The 267 consecutive weeks is the second-longest stretch by any program in the poll’s history, trailing only Nebraska’s all-time mark of 348 consecutive weeks. Alabama has started nine seasons at No. 1 (2022, 2021, 2018, 2017, 2016, 2013, 2010, 1978, 1966).

ASSOCIATED PRESS TOP 25 (WEEK 6)

Rank	Team (FPV)	Record	Points	Previous Rank
1	ALABAMA (40)	4-0	1,549	4
2	Texas (19)	5-0	1,525	1
3	Ohio State (4)	4-0	1,445	-
4	TENNESSEE	4-0	1,356	5
5	GEORGIA	3-1	1,329	2
6	Oregon	4-0	1,216	8
7	Penn State	4-0	1,208	9
8	Miami	5-0	1,170	7
9	MISSOURI	4-0	1,085	11
10	Michigan	4-1	913	12
11	USC	3-1	854	13
12	Ole Miss	4-1	799	6
13	LSU	4-1	757	14
14	Notre Dame	4-1	748	16
15	Clemson	3-1	694	17
16	Iowa State	4-0	656	18
17	BYU	5-0	549	22
18	Utah	4-1	467	10
19	OKLAHOMA	4-1	428	21
20	Kansas State	4-1	398	23
21	Boise State	3-1	253	25
22	Louisville	3-1	223	15
23	Indiana	5-0	172	-
24	Illinois	4-1	169	19
25	Texas A&M	4-1	122	24
	UNLV	4-0	-	-

Others receiving votes: Arizona 106, Pittsburgh 42, Nebraska 30, Boston College 18, Iowa 17, James Madison 13, **SOUTH CAROLINA 8**, Oklahoma State 8, Rutgers 7, Navy 6, Kentucky 6, SMU 4, Army 2, Colorado 1.

2024 Opponents in **BOLD**

ALABAMA IN THE COACHES POLL

The Crimson Tide has enjoyed much success in the coaches' rankings over the past half century. The United Press International debuted the coaches poll in 1950 and ran the poll through the 1990 season. USA TODAY has administered the poll for the past 34 seasons (1991-present) with US LBM coming on the title sponsor of the poll at the start of the 2023 season. Alabama was ranked No. 1 in the 2010 preseason coaches poll after starting out the 2009 preseason poll at No. 5. Alabama remained in the top five the entire season, reaching No. 1 after defeating Florida in the SEC Championship and holding the position to claim the national championship after defeating Texas in Pasadena. The Tide then claimed the No. 1 spot to close out the 2011, 2012, 2015, 2017 and 2020 seasons. The Tide has compiled four UPI (1961, 1964, 1973 and 1979) and seven USA TODAY (1992, 2009, 2011, 2012, 2015, 2017 and 2020) coaches poll national titles.

USA TODAY COACHES TOP 25 (WEEK 6)

Rank	Team (FPV)	Record	Points	Previous Rank
1	Texas (29)	5-0	1,339	2
2	ALABAMA (19)	4-0	1,330	4
3	Ohio State (7)	4-0	1,281	3
4	TENNESSEE	4-0	1,163	6
5	GEORGIA	3-1	1,153	1
6	Oregon	4-0	1,090	7
7	Penn State	4-0	1,062	8
8	Miami	5-0	981	9
9	MISSOURI	4-0	948	11
10	Michigan	4-1	792	12
11	Ole Miss	4-1	743	5
12	LSU	4-1	725	13
13	Notre Dame	4-1	702	14
14	Clemson	3-1	671	15
15	USC	3-1	660	16
16	Iowa State	4-0	500	19
17	OKLAHOMA	4-1	470	18
18	Utah	4-1	408	10
19	BYU	5-0	375	22
20	Kansas State	4-1	242	25
21	Texas A&M	4-1	198	24
22	Louisville	3-1	197	17
23	UNLV	4-0	180	-
24	Indiana	5-0	143	-
25	Illinois	4-1	122	21

Others receiving votes: Boise State 103, Pittsburgh 51, Arizona 44, Rutgers 35, Iowa 29, James Madison 25, Duke 22, Kentucky 17, Oklahoma State 15, SMU 14, Nebraska 12, Navy 9, Colorado 9, Boston College 6, Army 3, Liberty 2, UCF 2, Tulane 1, **SOUTH CAROLINA 1**.

2024 Opponents in **BOLD**

COLLEGE PRESS BOX

collegepressbox is the official media website for Division I football. Access and download game notes, quotes, statistics, media guides, headshots, logos and more for all FBS schools, conferences, post-season games, awards and the College Football Playoff. For access, please register for an account at collegepressbox.com/register.



QUICK STRIKE: The Tide have created a reputation as a big-play offense to start the 2024 season. Of Alabama's 26 touchdowns, 15 have been scores of 20-plus yards (57.6 percent). The 15 touchdowns are split between eight passes and seven runs.

400+ YARDS OF TOTAL OFFENSE: Alabama has gained 400-plus yards of total offense in 69 of its last 87 games, dating back to the start of the 2018 season. The Crimson Tide has produced at least 400 yards of offense in three of four games this season, most recently recording 547 yards in UA's 41-34 win against then-No. 2/1 Georgia on Sept. 28. In the 18 instances where the offense did not go over 400 yards, Alabama is 15-3.

500+ YARDS OF OFFENSE: With 557 yards of total offense in the Tide's 41-34 win over then-No. 2/1 Georgia on Sept. 28, Alabama has eclipsed 500 yards of offense in 59 games since the start of the 2015 season. The Crimson Tide went for 500-plus twice in 2023, first against LSU on Nov. 4 (507 yards) followed by a Nov. 18 win over Chattanooga (574 yards). UA's offense racked up 500-plus yards seven times apiece in both 2022 and 2021, eight times in 2020 and nine times in 2019, with the 2018 roster setting the Alabama single-season record with 500-or-more yards in 12 games.

600+ YARDS OF OFFENSE: Alabama totaled 600 yards of offense in the 63-0 win over Western Kentucky to open the 2024 campaign. The 600-plus yard performance marked the 15th instance in program history that the Tide has been at or above 600 yards. The Crimson Tide's most recent instance of 600-plus came on Sept. 24, 2022, when UA posted 628 against Vanderbilt in the SEC opener. Alabama went over 600 yards twice in 2021 and four times during the 2020 campaign.

POINTS AT A PREMIUM: Alabama has scored 40-plus points in each of its first four games for the first time since 2019. The Crimson Tide's 47.0 points per game average ranks third in the SEC and eighth in the FBS.

40-OR-MORE SINCE 2018: Alabama has scored 40-or-more points in 56 of the last 87 games. Fifty-six leads the nation for the most total games of 40-plus points since the start of the 2018 season. Ohio State has the second-most instances of scoring 40-or-more points over that stretch at 47, while Oklahoma is third with 40. UA has produced no fewer than 41 points in its first four games this season, the first time the Tide have opened a year with such a streak since 2019.

Scoring 40-or-More Points (since 2018)

Team	40-or-More Points/Total Games	Percent
1. ALABAMA	56/87	64.3%
2. Ohio State	47/80	58.7%
3. Oklahoma	40/83	48.1%
4. Clemson	40/85	47.0%
5. UCF	33/79	41.7%

OPENING DRIVE TOUCHDOWNS: The Crimson Tide has won 55 of its last 56 games when scoring a touchdown on the first offensive possession of the game. The most recent instance came last season on Sept. 28 against then-No. 2/1 Georgia when Jalen Milroe rushed into the end zone from seven yards away to open the night's scoring. Alabama's lone loss when scoring a touchdown on the opening drive during the current stretch came at Texas A&M on Oct. 9, 2021.

SCORING STREAK CONTINUES: Alabama extended its school record for consecutive games with a score to 314 thanks to Jalen Milroe's seven-yard touchdown run on Sept. 28 to open UA's 41-34 win over then-No. 2/1 Georgia. The Tide was last held off the scoreboard in a 9-0 loss to Auburn on Nov. 18, 2000. Alabama owns a 254-60 (.808) record over the course of the current streak.

BALL PROTECTION: In the last 223 games (dating back to the start of the 2008 season), Alabama has turned the ball over only 238 times (129 fumbles, 109 interceptions) for an average of 1.06 turnovers per game. Since 2009, the Tide has turned the ball over only 220 times in 212 games (1.03/game). The 220 turnovers since 2009 includes 89 interceptions in 5,625 attempts (one interception every 63.2 attempts) by UA starting quarterbacks and 33 lost fumbles in 5,511 carries (one fumble lost every 167.0 carries) by the Tide's top two running backs.

DEFENSIVE NOTES

LAYING DOWN THE LAW: Linebacker Deontae Lawson was named the Lott Trophy Player of the Week on Oct. 2 following his standout performance in Alabama’s 41-34 win over then-No. 2/1 Georgia on Sept. 28. Lawson produced a team-high 10 tackles, including seven solo stops. The redshirt junior also contributed one sack (-11 yards), two tackles for loss and a pass breakup against the Bulldogs.

CAN’T CONTAIN CAMPBELL: Linebacker Jihaad Campbell has been a force for the Crimson Tide defensive unit to start the 2024 campaign. According to Pro Football Focus, the junior is the third-ranked linebacker nationally with a 90.0 overall defensive grade. Among linebackers, Campbell’s 90.7 run defense grade ranks fourth in the country while his 87.4 coverage grade places him sixth in the FBS.

KEENAN III NAMED SEC DL OF THE WEEK: Alabama’s Tim Keenan III was named SEC Defensive Lineman of the Week on Sept. 9 following his standout performance against USF. Keenan III managed personal bests in sacks (1.5), tackles for loss (2.5) and total tackles (9), while also contributing one quarterback hurry.

KEON, KEEPING ON: Keon Sabb was named SEC Defensive Player of the Week and the Reese’s Senior Bowl Defensive Player of the Week following Alabama’s season opener against Western Kentucky on Aug. 31. Sabb earned the start at safety and played a key role in helping UA shut out the Hilltoppers, recording two tackles and a pair of interceptions with a combined 87 yards on his returns.

THE BUCK STOPS HERE: Through four games, the Crimson Tide defense has allowed just 11 third-down conversions in 64 attempts (17.1 percent), the second-best mark in the FBS.

TURNOVERS, TURNOVERS, TURNOVERS: Alabama has forced at least one turnover in 116 of the last 131 contests (dating back to the start of the 2015 season). During the current run, Alabama has forced 203 turnovers (130 interceptions, 73 fumbles) and returned 42 of those miscues for touchdowns.

SHUTOUTS SINCE 2007: Since 2007, Alabama has recorded 27 shutouts, including 12 in Southeastern Conference play. With its 63-0 win over Western Kentucky on Aug. 31, the Crimson Tide defense has 12 more shutouts than its nearest competitor over that span. Ranking second in shutouts during that time is Ohio State with 15.

HARD TO FIND THE END ZONE AGAINST THE TIDE: Since the start of the 2009 season, no team has allowed fewer touchdowns than the Crimson Tide. Alabama has surrendered only 377 touchdowns over the last 212 games. That is 46 fewer than second-place Iowa (423).

Fewest TDs Allowed (since 2009)

Team	Touchdowns
1. ALABAMA	377
2. Iowa	423
3. Wisconsin	444
4. Penn State	445
5. Ohio State	459

KEEPING THE GROUND GAME IN-CHECK: The Crimson Tide defense limited then-No. 2/1 Georgia to only 80 yards rushing in its thrilling 41-34 win over the Bulldogs on Sept. 28. Alabama’s defensive unit has held 24 of its last 46 opponents (dating back to the 2021 season) to less than 100 yards rushing. UA has also limited 13 of the last 31 opponents to 80 yards or less dating back to the start of the 2022 campaign, including twice in 2024.

TOUGH SLEDDING ON THE GROUND: Alabama’s defense has been a force in the run game since 2007. More recently, the Tide has given up just 97 rushing scores in the last 131 games (dating to the start of the 2015 season). Since 2007, UA has allowed the fewest rushing touchdowns in the nation at 153, a total that is 26 fewer than second-place Iowa (179).

Fewest Rushing Touchdowns Allowed (FBS teams since 2007)

1. ALABAMA	153
2. Iowa	179
3. Ohio State	204
4. Utah	214
5. Wisconsin	217

RUSHING DEFENSE: Alabama has surrendered only 37 individual 100-yard rushing performances dating back to the 2005 season, a mark that is the fewest in the nation.

Fewest 100-Yard Rushing Games Allowed (FBS teams since 2005)

1. ALABAMA	37
2. Ohio State	48
3. Georgia	49
4. Utah	53
5. Boise State	64
6. BYU	65

2024 PRESEASON ALL-SEC TEAMS

COACHES

First Team (4)

Tyler Booker (OL)
James Burnip (P)
Deontae Lawson (LB)
Malachi Moore (DB)

Second Team (5)

Parker Brailsford (C)
Kneeland Hibbett (LS)
Graham Nicholson (PK)
Kadyn Proctor (OL)
Tim Smith (DL)

Third Team (5)

Jihaad Campbell (LB)
Justice Haynes (RB)
Domani Jackson (DB)
Tim Keenan III (DL)
Jalen Milroe (QB)

PRESS - MEDIA DAYS

First Team (5)

Tyler Booker (OL)
James Burnip (P)
Kneeland Hibbett (LS)
Deontae Lawson (LB)
Malachi Moore (DB)

Second Team (4)

Parker Brailsford (C)
Graham Nicholson (PK)
Kadyn Proctor (OL)
Tim Smith (DL)

Third Team (7)

Jihaad Campbell (LB)
Justice Haynes (RB)
Domani Jackson (DB)
Tim Keenan III (DL)
Jalen Milroe (QB)
Jaeden Roberts (OL)
Keon Sabb (DB)

2024 UA COACHES' PLAYERS OF THE WEEK

The Alabama coaching staff recognizes players of the week after each game. Below is a game-by-game look at the honorees.

OFFENSE

SKILL

WKU: Jalen Milroe USF: ---
 WIS: Jalen Milroe UGA: Jalen Milroe, Ryan Williams
 VAN: USC:
 TEN: MIZ:
 LSU: MER:
 OKL: AUB:

POWER

WKU: Tyler Booker USF: Tyler Booker
 WIS: Offensive Line, CJ Dippre UGA: Parker Brailsford
 VAN: USC:
 TEN: MIZ:
 LSU: MER:
 OKL: AUB:

SCOUT

WKU: Graham Roten USF: Bubba Hampton
 WIS: Jay Lindsey UGA: William Sanders
 VAN: USC:
 TEN: MIZ:
 LSU: MER:
 OKL: AUB:

DEFENSE

SKILL

WKU: Keon Sabb USF: Malachi Moore
 WIS: Domani Jackson UGA: Zabien Brown, Domani Jackson
 VAN: USC:
 TEN: MIZ:
 LSU: MER:
 OKL: AUB:

POWER

WKU: Jihaad Campbell USF: Tim Keenan III
 WIS: LT Overton UGA: Qua Russaw
 VAN: USC:
 TEN: MIZ:
 LSU: MER:
 OKL: AUB:

SCOUT

WKU: Kolby Peavy USF: Sterling Dixon
 WIS: Lane Whisenhunt UGA: Jeremiah Beaman
 VAN: USC:
 TEN: MIZ:
 LSU: MER:
 OKL: AUB:

SPECIAL TEAMS

PLAYER

WKU: James Burnip USF: Bray Hubbard
 WIS: James Burnip UGA: Jeremiah Alexander
 VAN: USC:
 TEN: MIZ:
 LSU: MER:
 OKL: AUB:

SCOUT

WKU: Jay Loper Jr. USF: Nolan Asberry
 WIS: Adam Thorsland UGA: Conner Warhurst
 VAN: USC:
 TEN: MIZ:
 LSU: MER:
 OKL: AUB:

SPECIAL TEAMS NOTES

BIG LEG BURNIP: James Burnip has maintained his consistent form through four games. Called upon for 20 punts, Burnip has produced eight 50-plus yard punts, with seven boots pinning opponents inside the 20-yard line. Burnip's 45.8 yards per punt is 17th-best figure in the country and ranks third in the SEC.

HE'S THAT GUY: Burnip was named the Ray Guy Award's Punter of the Week on Sept. 17 for his punting prowess during UA's 42-10 win at Wisconsin on Sept. 14, as he averaged 49.2 yards per kick over his five boots. Burnip produced a season-long 64-yard kick in Madison, the sixth 60-plus yard punt of his career. The recognition was the second of the season thus far for Burnip, as he was named to the Ray Guy Award "Ray's 8" list following his performance against Western Kentucky on Aug. 31.

NICHOL AND DIMING: Winner of the Lou Groza Award in 2023, Graham Nicholson connected on his first field goal as a member of the Crimson Tide, a 28-yard attempt to help Alabama to a 41-34 win over then-No. 2/1 Georgia on Sept. 28.

SERIES NOTES

THE ALABAMA-VANDERBILT SERIES: Alabama and Vanderbilt will meet for the 86th time in series history and the first time since Sept. 24, 2022 when the two teams square off on Saturday afternoon. The Crimson Tide holds a 63-18-4 advantage over the Commodores, including a 29-13-2 mark on the road in Nashville. UA has not traveled to Vanderbilt since Sept. 23, 2017, a 59-0 Alabama victory. The Tide is currently riding a 23-game winning streak over the 'Dores and has not lost to Vandy since Sept. 29, 1984.

Vanderbilt (Alabama leads, 63-18-4 (61-19-4 NCAA))

Date	Result	Site	Score	Total
Oct. 10, 1903	L	A	0-30	0-30
Oct. 7, 1905	L	A	0-34	0-64
Oct. 20, 1906	L	A	0-78	0-142
Nov. 10, 1917	L	H*	2-7	2-149
Nov. 8, 1919	L	A	36-0	14-165
Nov. 6, 1920	W	H*	14-7	28-172
Nov. 5, 1921	L	H*	0-14	28-186
Oct. 2, 1926	W	A	19-7	47-193
Dec. 3, 1927	L	H*	7-14	54-207
Nov. 2, 1929	L	A	0-13	54-220
Oct. 25, 1930	W	H*	12-7	66-227
Nov. 26, 1931	W	A	14-6	80-233
Nov. 24, 1932	W	H*	20-0	100-233
Nov. 30, 1933	W	A	7-0	107-233
Nov. 29, 1934	W	H*	34-0	141-233
Nov. 28, 1935	L	A	6-14	147-247
Nov. 25, 1936	W	H*	14-6	161-253
Nov. 25, 1937	W	A	9-7	170-260
Nov. 24, 1938	W	H*	7-0	177-260
Nov. 30, 1939	W	A	39-0	216-260
Nov. 23, 1940	W	H*	25-21	241-281
Nov. 21, 1942	W	H*	27-7	268-295
Nov. 17, 1945	W	A	71-0	339-295
Nov. 16, 1946	W	H*	12-7	351-302
Oct. 4, 1947	L	A	7-14	358-316
Oct. 2, 1948	T	H**	14-14	372-330
Oct. 1, 1949	L	A	7-14	379-344
Oct. 7, 1950	L	H**	22-27	401-371
Oct. 6, 1951	L	A	20-22	421-393
Oct. 3, 1953	W	A	21-12	442-405
Oct. 2, 1954	W	H**	28-14	470-419
Oct. 1, 1955	L	A	6-21	476-440
Oct. 6, 1956	L	H**	7-32	483-472
Oct. 5, 1957	T	A	6-6	489-478
Oct. 4, 1958	T	H*	0-0	489-478
Oct. 3, 1959	T	A	7-7	496-485

Oct. 1, 1960	W	H*	21-0	517-485
Oct. 7, 1961	W	A	5-6	542-491
Oct. 6, 1962	W	H*	17-7	559-498
Oct. 5, 1963	W	A	21-6	580-504
Oct. 3, 1964	W	H*	24-0	604-504
Oct. 9, 1965	W	A	22-7	626-511
Oct. 22, 1966	W	H*	42-6	668-517
Oct. 14, 1967	W	A	35-21	703-538
Oct. 12, 1968	W	H	31-7	734-545
Oct. 11, 1969	L	A	10-14	744-559
Oct. 10, 1970	W	H	35-11	779-570
Oct. 9, 1971	W	A	42-0	821-570
Sept. 30, 1972	W	H	48-21	869-591
Sept. 29, 1973	W	A	44-0	913-591
Sept. 28, 1974	W	H	23-10	936-601
Sept. 27, 1975	W	A	40-7	976-608
Sept. 25, 1976	W	H	42-14	1,018-622
Sept. 24, 1977	W	A	24-12	1,042-634
Sept. 30, 1978	W	H	51-28	1,093-662
Sept. 29, 1979	W	A	66-3	1,159-665
Sept. 27, 1980	W	H	41-0	1,200-665
Sept. 26, 1981	W	A	28-7	1,228-672
Sept. 25, 1982	W	H	24-21	1,252-693
Sept. 24, 1983	W	A	44-24	1,296-717
Sept. 29, 1984	L	H	21-30	1,317-747
Sept. 28, 1985	W	A	40-20	1,357-767
Sept. 6, 1986	W	H	42-10	1,399-777
Sept. 26, 1987	W	A	30-23	1,429-800
Sept. 24, 1988	W	H	44-10	1,473-810
Sept. 30, 1989	W	A	20-14	1,493-824
Sept. 29, 1990	W	H	59-28	1,562-852
Sept. 28, 1991	W	A	48-17	1,610-869
Sept. 5, 1992	W	H	25-8	1,635-877
Sept. 11, 1993	#W	A	17-6	1,652-883
Sept. 10, 1994	W	H	17-7	1,669-890
Sept. 2, 1995	W	A	33-25	1,702-915
Sept. 14, 1996	W	H	36-26	1,738-941
Sept. 11, 1997	W	A	20-0	1,758-941
Sept. 12, 1998	W	H*	32-7	1,790-948
Sept. 4, 1999	W	A	28-17	1,818-965
Sept. 9, 2000	W	H*	28-10	1,846-975
Sept. 8, 2001	W	A	12-9	1,858-984
Nov. 2, 2002	W	A	30-8	1,888-992
Sept. 9, 2006	%W	H	13-10	1,901-1,002
Sept. 8, 2007	%W	A	24-10	1,925-1,012
Oct. 8, 2011	W	H	34-0	1,959-1,012
Sept. 23, 2017	W	A	59-0	2,018-1,012
Sept. 24, 2022	W	H	55-3	2,073-1,015

*---Birmingham

**---Mobile

#Later forfeited per NCAA ruling

%Later vacated per NCAA ruling

GENERAL NOTES

ALABAMA DEGREES: Alabama has seen significant success on the field over the last 17 seasons and that success has coincided with the Tide's efforts in the classroom. The 2024 squad is no exception as the Crimson Tide entered the 2024 campaign with 13 student-athletes who already had their degree in-hand, including: James Burnip, Kneeland Hibbett, Justin Jefferson, Keanu Koht, Jah-Marien Latham, Deontae Lawson, Jalen Milroe, Malachi Moore, Robbie Ouzts, Jaeden Roberts, Que Robinson, DeVonta Smith and Tim Smith.

CHAMPIONS IN THE CLASSROOM: Alabama's achievements in the classroom have been most impressive during national title seasons. Those six squads (2009, 2011, 2012, 2015, 2017 and 2020) included 139 student-athletes who had earned their degrees prior to game time.

LEADING BY EXAMPLE: Jalen Milroe was named a 2024 William V. Campbell Trophy semifinalist on Sept. 25. The Campbell Trophy recognizes an individual as the best football scholar-athlete in the nation for his combined academic success, football performance and exemplary leadership. Milroe graduated cum laude in 2023, earning his undergraduate degree in management with a 3.51 GPA. He is currently pursuing his master's degree.

APR SUCCESS: According to the most recent Academic Progress Rate (APR) numbers that were announced by the NCAA in June of 2024, figures that cover the four-year period extending from the 2019-20 through 2022-23 school years, the Crimson Tide continued to score well above the national cutoff standard. The football program's total average of 997 was tops among all Southeastern Conference schools and finished second among FBS Division I programs behind only Ohio State. In total, the football program was one of 10 University of Alabama teams to lead their respective sport in the SEC in APR numbers with 11 UA squads setting or tying all-time program-high marks for the four-year average. In total, Alabama finished with a program-best 995.5 across the University's 21 sports in 2022-23, surpassing the previous mark of 995.0 set a year earlier. The most recent report marked the sixth consecutive year of improvement for Alabama's overall average score.

209 NATIONAL TV APPEARANCES IN 223 GAMES: The Crimson Tide's matchup with Georgia on Sept. 28 was the Tide's 209th nationally televised game since the start of the 2008 season, including every contest since the start of 2014.

DEBOER AGAINST RANKED OPPONENTS: Kalen DeBoer is 13-2 across 15 career matchups with teams ranked in the Associated Press Top 25, including an impressive 5-1 mark against top-10 teams. Added to those totals was the Crimson Tide's 41-34 win over then-No. 2 Georgia on Sept. 28. DeBoer's first career matchup against a top-25 foe at the FBS level came at Fresno State on Sept. 4, 2021, with the Bulldogs falling at No. 11 Oregon. Following the loss to the Ducks, DeBoer-led teams at Fresno and Washington proceeded to reel off 12 straight wins against ranked foes, including six victories in 2023. The winning streak was snapped following Washington's 34-13 loss to top-ranked Michigan in last season's CFP National Championship.

AGAINST THE TOP 10: Alabama owns an 86-80-1 (.516) all-time record against teams ranked in the top-10 of the Associated Press Poll. Since the start of the 2008 season, the Crimson Tide has posted a 37-14 (.725) overall record against top-10 teams, including a 22-8 (.733) mark versus the top 10 since the inception of the College Football Playoff.

BEATING THE BEST: The Crimson Tide is 81-22 (.786) against the Associated Press Top 25 since the start of 2008. That record includes a 4-2 mark in 2023 with wins against then-No. 15 Ole Miss on Sept. 23, then-No. 17 Tennessee on Oct. 21, then-No. 13 LSU on Nov. 4 and finally against then-No. 1 Georgia in the SEC Championship Game on Dec. 2. Since 2007, Alabama has 25 wins over AP Top-Five teams, the most in the country. LSU has produced the next-closest win total with 12.

ALABAMA vs. No. 1: Alabama owns the NCAA record for the most wins all-time against the Associated Press Poll's No. 1 team since the poll was introduced in 1936. The Crimson Tide has compiled 11 wins against the AP's top-ranked team in program history, most recently against then-No. 1 Georgia in the 2023 Southeastern Conference Championship Game. Prior to that, the Tide downed the top-ranked Bulldogs in the 2021 SEC Championship Game.

Most Wins All-Time vs. AP No. 1 (since 1936)

1. ALABAMA	11
2. Miami (Fla.) Notre Dame	9
4. Oklahoma Purdue USC	7
7. Auburn Ohio State Texas	5
10. Arkansas Penn State UCLA Wisconsin	4

BAMA IN THE NFL

LEADING THE WAY TO THE NFL: As of the 2024 NFL Draft, Alabama has had more draft picks over the last 16 drafts (133) than any other program in the nation. The list of 133 features 12 Super Bowl champions, 35 Pro Bowl selections and 14 First Team All-Pro members along with one Offensive and one Defensive Rookie of the Year.

2024 NFL DRAFT: The Crimson Tide saw 10 former players selected in the 2024 NFL Draft, including three first-round picks in quarterback JC Latham (No. 7, Tennessee Titans), linebacker Dallas Turner (Minnesota Vikings) and defensive back Terrion Arnold (No. 24, Detroit Lions). The second round featured Kool-Aid McKinstry (New Orleans Saints) and Chris Braswell (Tampa Bay Buccaneers) while Jermaine Burton (Cincinnati Bengals) followed in the third round. Day three began with Justin Eboigbe (Los Angeles Chargers) being selected in the fourth round, followed by sixth-rounders Jase McClellan (Atlanta Falcons) and Will Reichard (Vikings) and seventh-round Jaylen Key (New York Jets).

QUICK HITS ON ALABAMA'S NFL DRAFT SUCCESS: Below is a look at some of Alabama's recent success in the NFL Draft.

- Over the last 16 NFL Drafts, Alabama has produced 133 total picks which is more than any other program in the nation. Of those 133, an impressive 47 (35.3 percent) have been first-rounders.
- Since 2000, the Crimson Tide has produced an NCAA-leading 49 first-rounders, a number that is nine better than the next closest school in Ohio State (38).
- Since 2010, Alabama has had an NCAA-best 46 players selected in the first round, a number that nearly doubles the next closest school in OSU (25).
- With the selection of JC Latham in the 2024 NFL Draft, Alabama has had at least one player selected in the first round of 16 straight drafts (2009-present) to set the new NCAA record. The Crimson Tide was previously tied with Miami (1995-2008), who owned the old mark of 14 consecutive first-rounders.
- Alabama has produced multiple first round picks in 13 of the last 16 NFL Drafts with single first-round selections in 2009, 2015 and 2016.

CRIMSON TIDE IN THE NFL: Alabama enters Week 5 of the 2024-25 NFL regular season with 77 players on active rosters (including reserve/practice squad) and is currently represented on 28 of the league's 32 teams. Alabama had 74 total players (including reserve/practice squad) overall and 62 on an active 53-man roster in Week 1, the most of any program in college football. The next closest school for active players was Ohio State with 49 followed by Georgia at 45, LSU with 39 and Michigan at 38 to round out the top five. Below is a look at where former Crimson Tide standouts are playing.

ALABAMA PLAYERS IN THE NFL

Jonathan Allen	Washington Commanders	Defensive Tackle
Will Anderson Jr.	Houston Texans	Defensive End
*Jalyn Armour-Davis	Baltimore Ravens	Cornerback
Terrion Arnold	Detroit Lions	Cornerback
^Anthony Averett	Pittsburgh Steelers	Cornerback
*Christian Barmore	New England Patriots	Defensive Tackle
Jordan Battle	Cincinnati Bengals	Safety
Bradley Bozeman	Los Angeles Chargers	Center
Brian Branch	Detroit Lions	Safety
Chris Braswell	Tampa Bay Buccaneers	Linebacker
^Tony Brown	Cleveland Browns	Defensive Back
Jermaine Burton	Cincinnati Bengals	Wide Receiver
Amari Cooper	Cleveland Browns	Wide Receiver
Lester Cotton	Miami Dolphins	Offensive Guard
^Darrian Dalcourt	Baltimore Ravens	Offensive Guard
Raekwon Davis	Indianapolis Colts	Defensive Tackle
Landon Dickerson	Philadelphia Eagles	Offensive Guard
Trevon Diggs	Dallas Cowboys	Cornerback
Justin Eboigbe	Los Angeles Chargers	Defensive Tackle
^Rashaan Evans	Atlanta Falcons	Inside Linebacker
Minkah Fitzpatrick	Pittsburgh Steelers	Free Safety
^Miller Forristall	Los Angeles Rams	Tight End
Jahmyr Gibbs	Detroit Lions	Running Back
Da'Shawn Hand	Miami Dolphins	Defensive End
*Christian Harris	Houston Texans	Linebacker
Najee Harris	Pittsburgh Steelers	Running Back
^Ronnie Harrison Jr.	Indianapolis Colts	Defensive Back
*DeMarcco Hellams	Atlanta Falcons	Safety
Derrick Henry	Baltimore Ravens	Running Back
Marlon Humphrey	Baltimore Ravens	Cornerback
Jalen Hurts	Philadelphia Eagles	Quarterback
Eddie Jackson	Baltimore Ravens	Free Safety
^Kareem Jackson	Buffalo Bills	Safety
Josh Jacobs	Green Bay Packers	Running Back
Anfernee Jennings	New England Patriots	Outside Linebacker
Jerry Judy	Cleveland Browns	Wide Receiver
^Josh Jobe	Seattle Seahawks	Cornerback
Mac Jones	Jacksonville Jaguars	Quarterback
Ryan Kelly	Indianapolis Colts	Center
^Jaylen Key	New York Jets	Safety
JC Latham	Tennessee Titans	Offensive Tackle
^Cameron Latu	Cleveland Browns	Tight End
^Alex Leatherwood	Los Angeles Chargers	Offensive Tackle
Phidarian Mathis	Washington Commanders	Defensive Tackle
Jase McClellan	Atlanta Falcons	Running Back
Xavier McKinney	Green Bay Packers	Safety
Kool-Aid McKinstry	New Orleans Saints	Cornerback
John Metchie III	Houston Texans	Wide Receiver
C.J. Mosley	New York Jets	Inside Linebacker
Evan Neal	New York Giants	Offensive Tackle
Daron Payne	Washington Commanders	Nose Tackle
LaBryan Ray	Carolina Panthers	Defensive End
Jarran Reed	Seattle Seahawks	Defensive Tackle
Will Reichard	Minnesota Vikings	Kicker

Eli Ricks	Philadelphia Eagles	Cornerback
Calvin Ridley	Tennessee Titans	Wide Receiver
A'Shawn Robinson	Carolina Panthers	Defensive Tackle
Brian Robinson Jr.	Washington Commanders	Running Back
Cam Robinson	Jacksonville Jaguars	Offensive Tackle
JK Scott	Los Angeles Chargers	Punter
DeVonta Smith	Philadelphia Eagles	Wide Receiver
^Irv Smith Jr.	Houston Texans	Tight End
Tyler Steen	Philadelphia Eagles	Offensive Tackle
Pat Surtain II	Denver Broncos	Cornerback
*Tua Tagovailoa	Miami Dolphins	Quarterback
Dalvin Tomlinson	Cleveland Browns	Defensive End
Henry To'oTo'o	Houston Texans	Linebacker
Dallas Turner	Minnesota Vikings	Linebacker
Jaylen Waddle	Miami Dolphins	Wide Receiver
Levi Wallace	Denver Broncos	Defensive Back
Jameson Williams	Detroit Lions	Wide Receiver
*Jonah Williams	Arizona Cardinals	Offensive Tackle
Quinnen Williams	New York Jets	Defensive Tackle
Jedrick Wills Jr.	Cleveland Browns	Offensive Tackle
Mack Wilson	Arizona Cardinals	Linebacker
Bryce Young	Carolina Panthers	Quarterback
Byron Young	Philadelphia Eagles	Defensive Tackle

* - Reserve/Injured
 ^ - Practice Squad
 Team listed as of Oct. 3, 2024

LEADERS IN THE LEAGUE: Every year, the National Football League allows each of its 32 teams to name up to eight team captains. The start of the 2024-25 season featured nine former Crimson Tide players who were selected as one of the permanent captains for their respective squads. The list of captains to start the year includes Will Anderson Jr. (Texans), Bradley Bozeman (Chargers), Jalen Hurts (Eagles), Ryan Kelly (Colts), Pat Surtain II (Broncos), Tua Tagovailoa (Dolphins) and Bryce Young (Panthers) along with both C.J. Mosley and Quinnen Williams for the Jets. Despite featuring Alabama players on their rosters, the Commanders, Cowboys, Packers, Ravens and Seahawks all do not name permanent team captains for the season or select captains on a game-by-game basis.

71 IN A SEASON: A total of 71 former Crimson Tide players appeared in a game and recorded at least one snap through all 18 weeks of the 2023-24 regular season, setting a new NFL record. The 71 tops the previous mark of 70, which was also set by Alabama during the 2022-23 campaign, when the Tide became the first program to have 70 former players see game action in any regular season in league history. The number of former Alabama players to play in an NFL regular-season contest has now increased each year for seven consecutive seasons starting with 38 in 2016. The 2017 season saw 44 former players earn game action, breaking Alabama's previous record of 40 in 1987, and was followed by 52 in 2018. The total moved to 62 in 2019, followed by 64 in 2020, 68 in 2021 and 70 in 2022.

ALABAMA FOOTBALL CAREER PARTICIPATION CHART

	Career G-GS	2024 G-GS	2023 G-GS	2022 G-GS	2021 G-GS	2020 G-GS	Consecutive Games	Consecutive Starts
Cole Adams	5-0	3-0	2-0 (RS)	—	—	—	3	—
Jeremiah Alexander	19-0	1-0	14-0	4-0 (RS)	—	—	1	—
Olaus Ainen	8-0	4-0	4-0 (RS)	—	—	—	4	—
Noland Asberry	1-0	1-0	—	—	—	—	—	—
Jeremiah Beaman	1-0	1-0	—	—	—	—	—	—
Germie Bernard	4-4	4-4	TR	—	—	—	4	4
Naquil Bertrand	1-0	1-0	TR	—	—	—	—	—
Tyler Booker	29-18	4-4	13-13	12-1	—	—	15	15
Parker Brailsford	4-4	4-4	TR	—	—	—	4	4
Zabien Brown	4-4	4-4	—	—	—	—	4	4
James Burnip (P)	46-46	4-4	14-14	13-13	15-15	TR	46	46
Jihaad Campbell	26-12	4-4	13-8	9-0	—	—	17	11
Noah Carter	1-0	1-0	—	—	—	—	—	—
MJ Chirgwin	1-0	1-0	—	—	—	—	—	—
Josh Cuevas	4-0	4-0	TR	—	—	—	4	—
CJ Dippre	18-15	4-4	14-11	TR	—	—	18	4
Sterling Dixon	1-0	1-0	—	—	—	—	—	—
Isaia Faga	1-0	1-0	—	—	—	—	—	—
Wilkin Formby	6-2	3-2	3-0 (RS)	—	—	—	—	—
Peyton Fox	1-0	1-0	—	—	—	—	—	—
JR Gardner	3-0	2-0	1-0	—	—	—	—	—
Jalen Hale	13-0	—	13-0	—	—	—	—	—
Jaren Hamilton	4-0	2-0	2-0 (RS)	—	—	—	—	—
Bubba Hampton	2-0	2-0	—	—	—	—	—	—
Justice Haynes	17-4	4-4	13-0	—	—	—	16	4
Emmanuel Henderson Jr.	26-0	4-0	9-0	13-0	—	—	13	—
Kneeland Hibbett (SN)	46-46	4-4	14-14	13-13	15-15	—	46	46
Baker Hickman	1-0	1-0	—	—	—	—	—	—
Daniel Hill	3-0	3-0	—	—	—	—	2	—
Edric Hill	5-0	3-0	2-0 (RS)	—	—	—	—	—
Kameron Howard	3-0	3-0	TR	—	—	—	—	—
Bray Hubbard	13-0	4-0	9-0	—	—	—	12	—
Jahlil Hurley	4-0	4-0	RS	—	—	—	4	—
Joseph Ionata	1-0	1-0	—	—	—	—	—	—
Domani Jackson	4-4	4-4	TR	—	—	—	4	4
Justin Jefferson	18-0	4-0	14-0	TR	—	—	18	—
Cayden Jones	4-0	4-0	—	—	—	—	4	—
DaShawn Jones	4-0	4-0	TR	—	—	—	4	—
Keon Keeley	1-0	1-0	RS	—	—	—	—	—
Tim Keenan III	20-17	4-4	14-13	2-0	RS	—	18	15
Dre Kirkpatrick Jr.	4-0	4-0	—	—	—	—	4	—
Keanu Koht	11-0	4-0	3-0	4-0	RS	—	4	—
Jah-Marien Latham	35-4	4-4	14-0	12-0	4-0 (RS)	1-0	29	4
Kendrick Law	28-5	4-3	13-3	11-0	—	—	15	—
Deontae Lawson	30-19	4-4	11-11	11-4	4-0 (RS)	—	7	7
Danny Lewis Jr.	23-1	4-0	14-1	5-0 (RS)	—	—	19	—
Jay Lindsey	2-0	2-0	—	—	—	—	—	—
Ty Lockwood	4-0	2-0	2-0 (RS)	—	—	—	—	—
Dylan Loneragan	2-0	1-0	1-0 (RS)	—	—	—	—	—
Jay Loper Jr.	1-0	1-0	—	—	—	—	—	—
Michael Lorino III	1-0	—	1-0	—	—	—	—	—
King Mack	4-0	4-0	TR	—	—	—	4	—
Alijah May	1-0	1-0	—	—	—	—	—	—
Jaylen Mbakwe	4-0	4-0	—	—	—	—	4	—
Miles McVay	8-0	4-0	4-0 (RS)	—	—	—	4	—
Jam Miller	31-0	4-0	14-0	13-0	—	—	31	—
Jalen Milroe	29-18	4-4	13-13	8-1	4-0 (RS)	—	15	15
Zavier Mincey	4-0	4-0	—	—	—	—	4	—
Rog Montgomery	6-0	4-0	2-0 (RS)	—	—	—	4	—
Malachi Moore	56-37	4-4	13-13	13-1	15-9	11-10	11	11
Red Morgan	4-0	4-0	—	—	—	—	4	—
Graham Nicholson (PK)	4-4	4-4	TR	—	—	—	4	4
Jehiem Oatis	29-13	4-0	13-3	12-10	—	—	15	—
Caleb Odom	4-0	4-0	—	—	—	—	4	—
Justin Okoronkwo	4-0	4-0	—	—	—	—	4	—
Hunter Osborne	2-0	2-0	RS	—	—	—	—	—
Robbie Ouzts	42-11	4-1	14-7	13-3	11-0	—	31	1
LT Overton	4-0	4-0	TR	—	—	—	4	—
Damon Payne Jr.	24-0	4-0	14-0	6-0	RS	—	19	—
Kolby Peavy	1-0	1-0	—	—	—	—	—	—
Yhonzae Pierre	4-0	4-0	RS	—	—	—	4	—
Casey Poe	1-0	1-0	—	—	—	—	—	—
Kobe Prentice	30-3	4-0	13-0	13-3	—	—	7	—
Elijah Pritchett	20-3	4-3	14-0	2-0 (RS)	—	—	19	2
Kadyn Proctor	16-16	2-2	14-14	—	—	—	2	2
QB Reese	3-0	3-0	—	—	—	—	—	—
Jordan Renaud	5-0	3-0	2-0 (RS)	—	—	—	—	—
Kevin Riley	1-0	1-0	—	—	—	—	—	—
Jaeden Roberts	19-13	4-4	12-9	3-0	RS	—	15	13
Que Robinson	38-1	4-1	14-0	13-0	7-0	RS	31	1
Graham Roten	2-0	1-0	1-0	—	—	—	—	—
Alex Rozier	1-0	1-0	—	—	—	—	—	—
Qua Russaw	4-3	4-3	RS	—	—	—	4	—
Keon Sabb	4-4	4-4	TR	—	—	—	4	4
William Sanders	1-0	1-0	—	—	—	—	—	—
Rico Scott	2-0	2-0	—	—	—	—	—	—
Ty Simpson	12-0	2-0	6-0	4-0 (RS)	—	—	—	—
DeVonta Smith	27-4	4-4	4-0 (RS)	10-0	9-0	—	4	4
James Smith	13-0	4-0	9-0	—	—	—	4	—
Tim Smith	56-23	4-4	14-10	13-7	15-2	10-0	56	9
Conor Talty	7-0	4-0	3-0 (RS)	—	—	—	4	—
Adam Thorland	1-0	—	1-0	—	—	—	—	—
Geno VanDeMark	4-1	4-1	TR	—	—	—	4	—
Jay Williams	1-0	1-0	—	—	—	—	—	—
Ryan Williams	4-4	4-4	—	—	—	—	4	4
Richard Young	5-0	2-0	3-0 (RS)	—	—	—	—	—

ALABAMA'S MILESTONE VICTORIES

Win	Result of Game (Date and Site)
1	Alabama 56, Birmingham HS 0 Nov. 11, 1892 - Birmingham, Ala.
100	Alabama 49, Ole Miss 0 Oct. 11, 1919 - Tuscaloosa, Ala.
150	Alabama 34, Florida 0 Nov. 14, 1925 - Montgomery, Ala.
200	Alabama 28, George Washington 6 Oct. 8, 1932 - Washington, D.C.
250	Alabama 26, Kentucky 6 Oct. 29, 1938 - Lexington, Ky.
300	Alabama 54, SW Louisiana 0 Oct. 12, 1946 - Tuscaloosa, Ala.
350	Alabama 33, Georgia 12 Oct. 31, 1953 - Athens, Ga.
400	Alabama 36, Miami (Fla.) 3 Nov. 10, 1962 - Tuscaloosa, Ala.
450	Alabama 17, Southern Miss 14 Sept. 28, 1968 - Mobile, Ala.
500	Alabama 21, LSU 7 Nov. 22, 1973 - Baton Rouge, La.
550	Alabama 35, Virginia Tech 0 Oct. 28, 1978 - Tuscaloosa, Ala.
600	Alabama 28, Southern Miss 16 Nov. 12, 1983 - Birmingham, Ala.
650	Alabama 32, LSU 16 Nov. 11, 1989 - Baton Rouge, La.
700	Alabama 23, Ole Miss 9 Oct. 21, 1995 - Oxford, Miss.
750	Alabama 34, Tennessee 14 Oct. 26, 2002 - Knoxville, Tenn.
800	Alabama 30, Mississippi State 10 Nov. 13, 2010 - Tuscaloosa, Ala.
850	Alabama 42, Missouri 13 Dec. 6, 2014 - Atlanta, Ga.
900	Alabama 29, LSU 0 Nov. 3, 2018 - Baton Rouge, La.
950	Alabama 30, Ole Miss 24 Nov. 12, 2022 - Oxford, Miss.

ALABAMA'S 10-WIN FOOTBALL SEASONS [42]

Year	Record
1920	10-1
1925	10-0
1930	10-0
1934	10-0
1945	10-0
1952	10-2
1961	11-0
1962	10-2
1964	10-1
1966	11-0
1971	11-1
1972	10-2
1973	11-1
1974	11-1
1975	11-1
1977	11-1
1978	11-1
1979	12-0
1980	10-2
1986	10-3
1989	10-2
1991	11-1
1992	13-0
1994	12-1
1996	10-3
1999	10-3
2002	10-3
2008	12-2
2009	14-0
2010	10-3
2011	12-1
2012	13-1
2013	11-2
2014	12-2
2015	14-1
2016	14-1
2017	13-1
2018	14-1
2019	11-2
2020	13-0
2021	13-2
2022	11-2
2023	12-2

BRYANT-DENNY STADIUM ALL-TIME OPPONENTS

Opponent	Record
Arkansas	14-2
Arkansas State	2-0
AUBURN	7-5
Austin Peay	1-0
BYU	1-0
Central Florida	0-1
Charleston Southern	1-0
Chattanooga	8-0
Cincinnati	2-0
The Citadel	1-0
Clemson	6-0
Colorado State	2-0
Duke	1-0
Duquesne	2-0
Florida	8-4
Florida Atlantic	2-0
Florida International	2-0
Florida State	2-0
Fresno State	1-0
Furman	3-0
GEORGIA	7-2
Georgia Southern	1-0
Georgia State	2-0
Hawai'i	1-0
Houston	5-0
Howard	9-0
Kent State	2-0
Kentucky	9-0
LSU	11-9
Louisiana (Lafayette)	5-0
Louisiana Tech	0-1
ULM	3-1
Louisville	2-0
MERCER	4-0
Memphis	4-0
Miami (Fla.)	6-0
Middle Tennessee	3-0
Millsaps	1-0
Ole Miss	21-2
Mississippi College	1-0
Mississippi State	40-8-1
MISSOURI	1-0
New Mexico State	2-0
NC State	4-0
North Texas	4-0
Northern Illinois	0-1
Oglethorpe	1-0
Oklahoma	0-1
Penn State	2-2
Pensacola N.A.S.	1-0
Richmond	1-0
Rutgers	1-0
San Jose State	1-0
Sewanee	1-0
SOUTH CAROLINA	8-1
SOUTH FLORIDA (USF)	1-0
Southern Miss	22-1-1
Southwestern Presbyterian	1-0
Tampa	1-0
Temple	1-0
Tennessee	10-3
Texas	0-1
Texas A&M	5-1
TCU	0-2
Tulane	2-0
Tulsa	3-0
UCLA	0-1
Utah State	3-0
Vanderbilt	16-1
Villanova	0-1
Virginia Tech	7-0
Washington	1-0
Western Carolina	5-0
WESTERN KENTUCKY	4-0
Wichita State	1-0

BOLD indicates 2024 home opponents

ALABAMA HEAD COACH KALEN DEBOER



PREVIOUS COACHING EXPERIENCE

Washington	Head Coach (2022-23)
Fresno State	Head Coach (2020-21)
Indiana	Off. Coordinator/QBs (2019)
Fresno State	Off. Coordinator/QBs (2017-18)
Eastern Michigan	Off. Coordinator/QBs (2014-16)
Southern Illinois	Off. Coordinator/WRs (2010-13)
Sioux Falls	Head Coach (2005-09) Off. Coordinator (2000-04)

YEAR-BY-YEAR RECORD

SIoux FALLS (67-3, .957)

Year	Overall	Conf.	Notes
2005	11-2	9-1	NAIA Playoff
2006	14-0	10-0	GPAC and NAIA Champions
2007	13-1	10-0	GPAC Champions; NAIA Playoff
2008	14-0	10-0	GPAC and NAIA Champions
2009	15-0	10-0	GPAC and NAIA Champions

FRESNO STATE (12-6, .667)

Year	Overall	Conf.	Notes
2020	3-3	3-3	
2021	9-3	6-2	New Mexico Bowl*

* Did not coach bowl game

WASHINGTON (25-3, .893)

Year	Overall	Conf.	Notes
2022	11-2	7-2	Alamo Bowl Champions
2023	14-1	9-0	Pac-12 Champions; CFP NCG

ALABAMA (4-0, 1.000)

Year	Overall	Conf.	Notes
2024	4-0	1-0	

DIVISION I:	(41-9, .820)
TOTAL:	(108-12, .900)

• Kalen DeBoer has produced unprecedented results at every stop of his coaching career. His hard work and dedication to his craft has shaped one of the most impressive resumes in college football after just nine years as a head coach.

• DeBoer's coaching philosophy stresses the importance of class, integrity and academic success. He has a passion for bringing people together while building the total program. DeBoer believes in creating an environment that allows his players to thrive. He holds a deep commitment to developing the young men in his program and investing in them both on and off the field as they prepare for their next steps in life.

• DeBoer and his staff believe in developing players athletically, academically, socially and spiritually so that they leave the program as better men. Beyond winning football games, it is about building a culture within the program that is contagious and producing a team that loves each other and are willing to play for each other.

• There are three non-negotiables in DeBoer's program that have stood the test of time and resulted in stunning success: family, accountability and toughness.

• During his 26 years in coaching, he has consistently prospered at multiple levels and in different roles, helping to build and revitalize programs while establishing a diverse network of contacts across the country, in both coaching and recruiting. In his first nine seasons as a head coach, DeBoer has accumulated a record of 104-12, which includes a 25-3 record in his previous stop with the Washington Huskies and three NAIA National Championships at Sioux Falls.

• DeBoer enters 2024 with a 12-2 record against top-25 teams in his four seasons at Fresno State and Washington. He also boasts a staggering 24-6 record in one-score contests across his first nine years as a head coach, including a 12-2 mark at Washington in one-score games.

• In 2023, he led Washington to the College Football Playoff National Championship Game with a victory over Texas in the Sugar Bowl. DeBoer's '23 group won the Pac-12 Championship and recorded the most wins in a season in program history (14). Additionally, he won the 2023 Associated Press, AFCA, Eddie Robinson, George Munger, Walter Camp, Sporting News and Home Depot Coach of the Year awards.

• DeBoer became the first Washington coach to win 11-or-more games in consecutive seasons after going 11-2 in 2022 and 14-1 in 2023 and the first to win a bowl game in his first season with the Huskies. That success resulted in back-to-back Pac-12 Coach of the Year honors. His Washington squads also went 10-1 against ranked teams, and he is 18-3 in playoff games as a head coach, including his stint at Sioux Falls.

• Along with winning the Pac-12 and the Sugar Bowl during the 2023 season, UW recorded two top-10 wins over Oregon along with victories against No. 12 Oregon State, No. 13 Utah and No. 24 USC.

• In his first year at UW, he led the Huskies to an 11-2 overall record after Washington finished 4-8 the previous year. They posted a 3-0 mark against ranked teams and a win over Texas in the Valero Alamo Bowl. His Huskies swept its three Northwest rivals and finished in a tie for second in the Pac-12, while he was named Pac-12 Co-Coach of the Year.

• Prior to his time at UW, DeBoer spent two seasons as Fresno State, which included the pandemic-shortened 2020 season. Under his guidance, the Bulldogs made great strides on both sides of the ball, posting a combined 12-6 record. Fresno was 4-8 in 2019 prior to DeBoer's arrival.

• In 2021, Fresno State went 9-3 under DeBoer. The 2020 season saw the Bulldogs finish at 3-3 overall.

• Immediately prior to leading Fresno State's program, DeBoer was on staff at Indiana University as offensive coordinator and quarterbacks coach. He helped guide the Hoosiers to an 8-5 record and a berth in the Gator Bowl. IU's eight victories in 2019 matched their highest wins total in 26 seasons, and IU ranked No. 3 in the Big Ten in total offense. Indiana averaged 432.8 yards of total offense per game, throwing for 302.4 yards per contest while rushing for 130.4.

• DeBoer joined then-head coach Jeff Tedford as the Fresno State offensive coordinator and quarterbacks coach in 2017. In two seasons in that role, DeBoer helped the Bulldogs to overall records of 10-4 (2017) and 12-2 (2018), along with two division titles, two bowl game victories and the Mountain West Conference Championship in 2018.

• A school-record setting wide receiver at the University of Sioux Falls (S.D.), DeBoer later led his alma mater to three NAIA National Championships in five seasons as head coach, winning titles in 2006, 2008 and 2009, while also finishing as runner-up in 2007 and making the semifinals in his first season as head coach in 2005. During his five seasons at Sioux Falls, DeBoer compiled a 67-3 overall record, including a 49-1 mark in Great Plains Athletic Conference play. He was NAIA National Coach of the Year in each of his three championship seasons at USF.

• After the 2009 season, he took a job at Southern Illinois as offensive coordinator and wide receivers coach from 2010 through 2013. He moved to Eastern Michigan as offensive coordinator and quarterbacks coach from 2014 through 2016, helping the Eagles to their third-ever bowl-game berth in 2016. plays (99).

• A 1998 graduate of Sioux Falls with a degree in secondary education, DeBoer was a record-setting football and baseball student-athlete. During his football career, he compiled 3,400 yards and 33 touchdowns on 234 career receptions – all school records at the time – and played on the 1996 NAIA Division II National Championship team.

• He also played baseball for the Cougars, batting .520 (still a school record) as a senior in 1998. His career average of .492 is tops in USF history, as are his 37 career homers and .944 slugging percentage.

DEBOER PERSONAL QUICK FACTS

Hometown:	Millbank, S.D.
Born:	October 24, 1974
Wife:	Nicole
Children:	Alexis and Avery
Education:	Sioux Falls Bachelor's Degree Secondary Education (1998)

DEBOER YEAR-BY-YEAR RESULTS

2005 - SIOUX FALLS (11-2, 9-1 GPAC)

Date	Opponent	Score
Sept. 3	at Concordia (Neb.)	W, 14-7
Sept. 10	Hastings College	W, 42-21
Sept. 17	at Briar Cliff	W, 50-14
Sept. 24	Dana College	W, 53-22
Oct. 1	at Midland Lutheran	W, 27-17
Oct. 8	Northwestern College	W, 19-14
Oct. 15	at Morningside College	L, 26-27
Oct. 22	Doane College	W, 39-0
Oct. 29	at Nebraska Wesleyan	W, 41-7
Nov. 5	Dakota Wesleyan	W, 60-9
Nov. 19	at Saint Xavier (Ill.) (CS)	W, 31-28
Nov. 26	Tabor College (Quarterfinals)	W, 48-13
Dec. 3	at Carroll College (Semifinals)	L, 0-55

2006 - SIOUX FALLS (14-0, 10-0 GPAC)

Date	Opponent	Score
Sept. 2	Concordia (Neb.)	W, 49-7
Sept. 9	at Hastings College	W, 32-0
Sept. 16	Briar Cliff	W, 41-0
Sept. 23	at Dana College	W, 51-17
Sept. 30	Midland Lutheran	W, 50-3
Oct. 7	at Northwestern College	W, 17-14
Oct. 14	Morningside College	W, 24-0
Oct. 21	at Doane College	W, 51-7
Oct. 28	Nebraska Wesleyan	W, 52-0
Nov. 4	at Dakota Wesleyan	W, 41-0
Nov. 18	Jamestown College (CS)	W, 48-10
Nov. 25	Morningside College (Quarterfinals)	W, 37-7
Dec. 2	Missouri Valley (Semifinals)	W, 25-18
Dec. 16	vs. Saint Francis (Ind.) (Championship)	W, 23-19

2007 - SIOUX FALLS (13-1, 10-0 GPAC)

Date	Opponent	Score
Sept. 1	Dana College	W, 50-6
Sept. 8	at Midland Lutheran	W, 69-3
Sept. 15	Northwestern College	W, 44-20
Sept. 22	at Morningside College	W, 34-28
Sept. 29	Doane College	W, 51-0
Oct. 6	at Nebraska Wesleyan	W, 49-7
Oct. 13	Dakota Wesleyan	W, 50-16
Oct. 27	at Concordia (Neb.)	W, 48-3
Nov. 3	Hastings College	W, 54-0
Nov. 10	at Briar Cliff	W, 49-15
Nov. 17	NW Oklahoma State (CS)	W, 35-7
Nov. 24	Saint Xavier (Ill.) (Quarterfinals)	W, 49-7
Dec. 2	Missouri Valley (Semifinals)	W, 11-10
Dec. 15	vs. Carroll College (Championship)	L, 9-17

2008 - SIOUX FALLS (14-0, 10-0 GPAC)

Date	Opponent	Score
Sept. 6	at Nebraska Wesleyan	W, 35-0
Sept. 13	Dana College	W, 70-0
Sept. 20	at Hastings College	W, 30-17
Sept. 27	Concordia (Neb.)	W, 47-0
Oct. 4	at Doane College	W, 37-7
Oct. 11	Briar Cliff	W, 42-0
Oct. 25	at Dakota Wesleyan	W, 38-0
Nov. 1	Northwestern College	W, 19-0
Nov. 8	at Dordt	W, 34-2
Nov. 15	Morningside College	W, 34-31
Nov. 22	Saint Ambrose (Iowa) (CS)	W, 28-0
Nov. 29	Langston University (Quarterfinals)	W, 50-13
Dec. 6	Saint Francis (Ind.) (Semifinals)	W, 24-6
Dec. 20	vs. Carroll College (Championship)	W, 23-7

2009 - SIOUX FALLS (15-0, 10-0 GPAC)

Date	Opponent	Score
Sept. 5	Nebraska Wesleyan	W, 44-3
Sept. 12	at Dana College	W, 76-3
Sept. 19	Hastings College	W, 42-19
Sept. 26	at Concordia (Neb.)	W, 80-0
Oct. 2	Doane College	W, 64-0
Oct. 8	at Briar Cliff	W, 41-8
Oct. 17	at North Dakota	W, 28-13
Oct. 24	Dakota Wesleyan	W, 59-7
Oct. 31	at Northwestern College	W, 49-14
Nov. 7	Dordt	W, 58-0
Nov. 14	at Morningside College	W, 49-21
Nov. 21	Minot State (CS)	W, 63-21
Nov. 28	Morningside College (Quarterfinals)	W, 49-21
Dec. 5	Saint Xavier (Ill.) (Semifinals)	W, 48-6
Dec. 19	vs. Lindenwood (Championship)	W, 25-22

2020 - FRESNO STATE (3-3, 3-3 MWC)

Date	Opponent	Score
Oct. 24	Hawai'i	L, 19-34
Oct. 29	Colorado State	W, 38-17
Nov. 7	at UNLV	W, 40-27
Nov. 14	at Utah State	W, 35-16
Dec. 5	at Nevada	L, 26-37
Dec. 12	at New Mexico	L, 39-49

2021 - FRESNO STATE (9-3, 6-2 MWC)

Date	Opponent	Score
Aug. 28	UConn	W, 45-0
Sept. 4	at Oregon	L, 24-31
Sept. 11	Cal Poly	W, 63-10
Sept. 18	at UCLA	W, 40-37
Sept. 24	UNLV	W, 38-30
Oct. 2	at Hawai'i	L, 24-27
Oct. 16	at Wyoming	W, 17-0
Oct. 23	Nevada	W, 34-32
Oct. 30	at San Diego State	W, 30-20
Nov. 6	Boise State	L, 14-40
Nov. 13	New Mexico	W, 34-7
Nov. 25	at San Jose State	W, 40-9

2022 - WASHINGTON (11-2, 7-2 Pac-12)

Date	Opponent	Score
Sept. 3	Kent State	W, 45-20
Sept. 10	Portland State	W, 52-6
Sept. 17	Michigan State	W, 39-28
Sept. 24	Stanford	W, 40-22
Sept. 30	at UCLA	L, 32-40
Oct. 8	at Arizona State	L, 38-45
Oct. 15	Arizona	W, 49-39
Oct. 22	at California	W, 28-21
Nov. 4	Oregon State	W, 24-21
Nov. 12	at Oregon	W, 37-34
Nov. 19	Colorado	W, 54-7
Nov. 26	at Washington State	W, 51-33
Dec. 29	vs. Texas (Alamo Bowl)	W, 27-20

2023 - WASHINGTON (14-1, 9-0 Pac-12)

Date	Opponent	Score
Sept. 2	Boise State	W, 56-19
Sept. 9	Tulsa	W, 43-10
Sept. 16	at Michigan State	W, 41-7
Sept. 23	California	W, 59-32
Sept. 30	at Arizona	W, 31-24
Oct. 14	Oregon	W, 36-33
Oct. 21	Arizona State	W, 15-7
Oct. 28	at Stanford	W, 42-33
Nov. 4	at USC	W, 52-42
Nov. 11	Utah	W, 35-28
Nov. 18	at Oregon State	W, 22-20
Nov. 25	Washington State	W, 24-21
Dec. 1	vs. Oregon (Pac-12 Championship)	W, 34-31
Jan. 1	vs. Texas (CFP Semifinal)	W, 37-31
Jan. 8	vs. Michigan (CFP Championship)	L, 13-34

2024 - ALABAMA (4-0, 1-0 SEC)

Date	Opponent	Score
Aug. 31	Western Kentucky	W, 63-0
Sept. 7	USF	W, 42-16
Sept. 14	at Wisconsin	W, 42-10
Sept. 28	Georgia	W, 41-34
Oct. 5	at Vanderbilt	

THE LAST TIME IT HAPPENED

INDIVIDUAL

Kickoff Returned for a Touchdown	Alabama:	Jameson Williams vs. Southern Miss in Tuscaloosa, Sept. 25, 2021 (100 yards) Jameson Williams vs. Southern Miss in Tuscaloosa, Sept. 25, 2021 (83 yards)
	Opponent:	Devon Achane, Texas A&M in Bryan-College Station, Oct. 9, 2021 (96 yards)
Punt Returned for a Touchdown	Alabama:	Caleb Downs vs. Chattanooga in Tuscaloosa, Nov. 18, 2023 (85 yards)
	Opponent:	Antonio Callaway, Florida in Atlanta, Dec. 5, 2015 (85 yards)
Interception Returned for a Touchdown	Alabama:	Chris Braswell vs. Mississippi State in Starkville, Sept. 30, 2023 (28 yards)
	Opponent:	Kelee Ringo, Georgia in Indianapolis, Jan. 10, 2022 (79 yards)
Fumble Return/Recovery for a Touchdown	Alabama:	Jihaad Campbell vs. Tennessee in Tuscaloosa, Oct. 21, 2023 (24 yards)
	Opponent:	John Youngblood, Ole Miss in Oxford, Sept. 17, 2016 (44 yards)
Blocked Punt Returned for a Touchdown	Alabama:	Ja'Corey Brooks (blk)/Malachi Moore (ret) vs. ULM in Tuscaloosa, Sept. 17, 2022 (3 yards)
	Opponent:	Thomas Davis, Georgia in Athens, Oct. 4, 2003 (7 yards)
Blocked Field Goal Returned for a Touchdown	Alabama:	Dont'a Hightower (blk)/Dre Kirkpatrick (ret) vs. Ga. Southern in Tuscaloosa, Nov. 19, 2011 (55 yards)
	Opponent:	Cornelius Washington (blk)/Alec Ogletree (ret), Georgia in Atlanta, Dec. 1, 2012 (55 yards)
Blocked PAT for Two-Point Conversion	Alabama:	Kenny Smith, Kecalp Bailey vs. East Carolina in Tuscaloosa, Oct. 17, 1998
	Opponent:	Jabari Zuniga (blk)/David Reese (ret), Florida in Atlanta, Dec. 3, 2016
Blocked Punt	Alabama:	Ja'Corey Brooks vs. Ole Miss in Tuscaloosa, Sept. 23, 2023
	Opponent:	Ike Larsen, Utah State in Tuscaloosa, Sept. 3, 2022
Blocked PAT	Alabama:	Xavier McKinney vs. LSU in Tuscaloosa, Nov. 9, 2019
	Opponent:	Jayden Peevy, Texas A&M in Bryan-College Station, Oct. 12, 2019
Blocked Field Goal	Alabama:	Chris Braswell vs. Texas A&M in Bryan-College Station, Oct. 7, 2023
	Opponent:	Jalen Carter, Georgia in Indianapolis, Jan. 10, 2022
300-399 Yards Total Offense	Alabama:	366, Jalen Milroe vs. Auburn in Auburn, Nov. 25, 2023 (259 passing, 107 rushing)
	Opponent:	382, Jayden Daniels, LSU in Tuscaloosa, Nov. 4, 2023 (219 passing, 163 rushing)
400+ Yards Total Offense	Alabama:	491, Jalen Milroe vs. Georgia in Tuscaloosa, Sept. 28, 2024 (374 passing, 117 rushing)
	Opponent:	448, Carson Beck, Georgia in Tuscaloosa, Sept. 28, 2024 (439 passing, 9 rushing)
100 Yards Rushing	Alabama:	117, Jalen Milroe vs. Georgia in Tuscaloosa, Sept. 28, 2024
	Opponent:	108, Byrum Brown, USF in Tuscaloosa, Sept. 7, 2024
200 Yards Rushing	Alabama:	206, Jahmyr Gibbs vs. Arkansas in Fayetteville, Oct. 1, 2022
	Opponent:	230, Ezekiel Elliott, Ohio State in New Orleans, Jan. 1, 2015
250 Yards Rushing	Alabama:	271, Derrick Henry vs. Auburn in Auburn, Nov. 28, 2015
	Opponent:	256, Bo Jackson, Auburn in Birmingham, Dec. 3, 1983
300 Yards Rushing	Alabama:	Has not occurred
	Opponent:	Has not occurred
Three Rushing Touchdowns	Alabama:	Jalen Milroe vs. Kentucky in Lexington, Nov. 11, 2023
	Opponent:	Clyde Edwards-Helaire, LSU in Tuscaloosa, Nov. 9, 2019
Four Rushing Touchdowns	Alabama:	Jalen Milroe vs. LSU in Tuscaloosa, Nov. 4, 2023
	Opponent:	N/A
Five Rushing Touchdowns	Alabama:	Najee Harris vs. Ole Miss in Oxford, Oct. 10, 2020
	Opponent:	N/A
Two 100-Yard Rushers	Alabama:	Jalen Hurts (132); Bo Scarbrough (109) vs. Tennessee in Knoxville, Oct. 15, 2016
	Opponent:	Jarquez Hunter (134); Robby Ashford (121), Auburn in Tuscaloosa, Nov. 26, 2022
Three or More 100-Yard Rushers	Alabama:	J. Taylor (142); W. Jackson (138); C. Culliver (127); R. Todd (102) vs. Va. Tech in Tuscaloosa, Oct. 27, 1973
	Opponent:	Has not occurred

THE LAST TIME IT HAPPENED

300-399 Yards Passing	Alabama: Opponent:	374, Jalen Milroe vs. Georgia in Tuscaloosa, Sept. 28, 2024 349, Quinn Ewers, Texas in Tuscaloosa, Sept. 9, 2023
400-499 Yards Passing	Alabama: Opponent:	455, Bryce Young vs. Tennessee in Knoxville, Oct. 15, 2022 439, Carson Beck, Georgia in Tuscaloosa, Sept. 28, 2024
500-599 Yards Passing	Alabama: Opponent:	559, Bryce Young vs. Arkansas in Tuscaloosa, Nov. 20, 2021 528, Rohan Davey, LSU in Tuscaloosa, Nov. 3, 2001
Three Passing Touchdowns	Alabama: Opponent:	Jalen Milroe vs. Wisconsin in Madison, Sept. 14, 2024 Carson Beck, Georgia in Tuscaloosa, Sept. 28, 2024
Four Passing Touchdowns	Alabama: Opponent:	Bryce Young vs. Vanderbilt in Tuscaloosa, Sept. 24, 2022 Deshaun Watson, Clemson in Glendale, Jan. 11, 2016
Five Passing Touchdowns	Alabama: Opponent:	Bryce Young vs. Kansas State in New Orleans, Dec. 31, 2022 Hendon Hooker, Tennessee in Knoxville, Oct. 15, 2022
Six Passing Touchdowns	Alabama: Opponent:	Tua Tagovailoa vs. Ole Miss in Tuscaloosa, Sept. 28, 2019 Danny Wuerffel, Florida in Atlanta, Dec. 7, 1996
Three Interceptions Thrown	Alabama: Opponent:	Blake Sims vs. Ohio State in New Orleans, Jan. 1, 2015 Carson Beck, Georgia in Tuscaloosa, Sept. 28, 2024
Four Interceptions Thrown	Alabama: Opponent:	Andrew Zow vs. Central Florida in Tuscaloosa, Oct. 28, 2000 Drew Little, Georgia State in Tuscaloosa, Nov. 18, 2010
Five Interceptions Thrown	Alabama: Opponent:	Jeff Rutledge vs. Nebraska in Lincoln, Sept. 17, 1977 Kent Austin, Ole Miss in Tuscaloosa, Sept. 17, 1983
10 or More Receptions in a Game	Alabama: Opponent:	13, John Metchie III vs. Auburn in Auburn, Nov. 27, 2021 10, Malik Nabers, LSU in Tuscaloosa, Nov. 4, 2023
100-199 Yards Receiving	Alabama: Opponent:	177, Ryan Williams vs. Georgia in Tuscaloosa, Sept. 28, 2024 132, Arian Smith; 100, Dillon Bell, Georgia in Tuscaloosa, Sept. 28, 2024
200-299 Yards Receiving	Alabama: Opponent:	215, DeVonta Smith vs. Ohio State in Miami Gardens, Jan. 11, 2021 207, Jalin Hyatt, Tennessee in Knoxville, Oct. 15, 2022
Two 100-Yard Receivers	Alabama: Opponent:	190, Jameson Williams; 173 John Metchie III vs. Arkansas in Tuscaloosa, Nov. 20, 2021 132, Arian Smith; 100, Dillon Bell, Georgia in Tuscaloosa, Sept. 28, 2024
Four or More Field Goals in a Game	Alabama: Opponent:	4, Will Reichard vs. Mississippi State in Starkville, Sept. 30, 2023 4, Bert Auburn, Texas in Austin, Sept. 10, 2022
50-Yard or Longer Field Goal	Alabama: Opponent:	50 and 52, Will Reichard vs. Michigan in Pasadena, Jan. 1, 2024 53, Nathaniel Vakos, Wisconsin in Madison, Sept. 14, 2024
Two Interceptions in a Game	Alabama: Opponent:	Keon Sabb vs. Western Kentucky in Tuscaloosa, Aug. 31, 2024 Daniel Thomas, Auburn in Tuscaloosa, Nov. 26, 2016
Three Interceptions in a Game	Alabama: Opponent:	Minkah Fitzpatrick vs. Arkansas in Fayetteville, Oct. 8, 2016 Has not occurred
Three Quarterback Sacks in a Game	Alabama: Opponent:	Christian Harris vs. Georgia in Indianapolis, Jan. 10, 2022 (3.5) Landon Jackson, Arkansas in Tuscaloosa, Oct. 14, 2023
Four Quarterback Sacks in a Game	Alabama: Opponent:	Will Anderson Jr. vs. Mississippi State in Starkville, Oct. 16, 2021 Has not occurred
Five Quarterback Sacks in a Game	Alabama: Opponent:	Derrick Thomas vs. Texas A&M in Bryan-College Station, Dec. 1, 1988 Has not occurred

THE LAST TIME IT HAPPENED

TEAM

Shutout (Defensive)	Alabama: Opponent:	vs. Western Kentucky (63-0) in Tuscaloosa, Aug. 31, 2024 Auburn (9-0) in Tuscaloosa, Nov. 18, 2000
Safety	Alabama: Opponent:	vs. Georgia in Tuscaloosa, Sept. 28, 2024 (intentional grounding by Georgia in end zone) at Texas A&M in Bryan-College Station, Oct. 7, 2017 (blocked punt out of back of end zone)
Held to No Offensive Touchdowns	Alabama: Opponent:	 vs. LSU in Tuscaloosa, Nov. 5, 2011 Western Kentucky in Tuscaloosa, Aug. 31, 2024
30 First Downs in a Game	Alabama: Opponent:	32 vs. Tennessee in Knoxville, Oct. 15, 2022 30 by Georgia in Atlanta, Dec. 4, 2021
Held Under 10 First Downs	Alabama: Opponent:	8 vs. LSU in Baton Rouge, Nov. 13, 2004 9 by Vanderbilt in Tuscaloosa, Sept. 24, 2022
450-499 Yards Total Offense	Alabama: Opponent:	451 vs. Auburn in Auburn, Nov. 25, 2023 (259 passing, 192 rushing) 478 by LSU in Tuscaloosa, Nov. 4, 2023 (272 passing, 206 rushing)
500-599 Yards Total Offense	Alabama: Opponent:	547 vs. Georgia in Tuscaloosa, Sept. 28, 2024 (374 passing, 173 rushing) 519 by Georgia in Tuscaloosa, Sept. 28, 2024 (439 passing, 80 rushing)
600-699 Yards Total Offense	Alabama: Opponent:	600 vs. Western Kentucky in Tuscaloosa, Aug. 31, 2024 (266 passing, 334 rushing) 647 by Ole Miss in Oxford, Oct. 10, 2020 (379 passing, 268 rushing)
700+ Yards Total Offense	Alabama: Opponent:	723 vs. Ole Miss in Oxford, Oct. 10, 2020 (417 passing, 306 rushing) Has not occurred
800+ Yards Total Offense	Alabama: Opponent:	833 vs. Virginia Tech in Tuscaloosa, Oct. 27, 1973 (748 rushing, 85 passing) Has not occurred
Held Under 200 Yards Total Offense in a Game	Alabama: Opponent:	 172 vs. Tulane in Tuscaloosa, Sept. 13, 2008 (73 passing, 99 rushing) 145 by Western Kentucky in Tuscaloosa, Aug. 31, 2024 (103 passing, 42 rushing)
300+ Yards Rushing in a Game	Alabama: Opponent:	334 vs. Western Kentucky in Tuscaloosa, Aug. 31, 2024 318 by Auburn in Tuscaloosa, Nov. 26, 2022
400+ Yards Rushing in a Game	Alabama: Opponent:	409 vs. Tennessee in Knoxville, Oct. 15, 2016 485 by USC in Birmingham, Sept. 12, 1970
450+ Yards Rushing in a Game	Alabama: Opponent:	496 vs. Vanderbilt in Nashville, Sept. 23, 2017 485 by USC in Birmingham, Sept. 12, 1970
500+ Yards Rushing in a Game	Alabama: Opponent:	514 vs. Mississippi State in Starkville, Nov. 1, 1986 Has not occurred
600+ Yards Rushing in a Game	Alabama: Opponent:	748 vs. Virginia Tech in Tuscaloosa, Oct. 27, 1973 Has not occurred
700+ Yard Rushing in a Game	Alabama: Opponent:	748 vs. Virginia Tech in Tuscaloosa, Oct. 27, 1973 Has not occurred
Held Under 100 Yards Rushing in a Game	Alabama: Opponent:	 23 vs. Texas A&M in Bryan-College Station, Oct. 7, 2023 80 by Georgia in Tuscaloosa, Sept. 28, 2024
Negative Yards Rushing in a Game	Alabama: Opponent:	Has not occurred -1 by Mississippi State in Starkville, Oct. 16, 2021
300-399 Yards Passing	Alabama: Opponent:	374 vs. Georgia in Tuscaloosa, Sept. 28, 2024 349 by Texas in Tuscaloosa, Sept. 9, 2023
400-499 Yards Passing	Alabama: Opponent:	 455 vs. Tennessee in Knoxville, Oct. 15, 2022 439 by Georgia in Tuscaloosa, Sept. 28, 2024

THE LAST TIME IT HAPPENED

500 Yards Passing	Alabama: 559 vs. Arkansas in Tuscaloosa, Nov. 20, 2021 Opponent: 528 by LSU in Tuscaloosa, Nov. 3, 2001
Held Under 100 Yards Passing	Alabama: 57 vs. Washington in Atlanta, Dec. 31, 2016 Opponent: 93 by Auburn in Auburn, Nov. 25, 2023
200 Yards in Punt Returns	Alabama: 262 vs. ULM in Tuscaloosa, Sept. 17, 2022 Opponent: Has not occurred
200 Yards in Kickoff Returns	Alabama: 250 vs. Boston College in Birmingham, Sept. 8, 1984 Opponent: 243 (8) by Virginia Tech in Atlanta, Sept. 5, 2009
Scored 50-59 Points in a Game	Alabama: 56 vs. Middle Tennessee in Tuscaloosa, Sept. 2, 2023 Opponent: 52 by Tennessee in Knoxville, Oct. 15, 2022
Scored 60-69 Points in a Game	Alabama: 63 vs. Western Kentucky in Tuscaloosa, Aug. 31, 2024 Opponent: Has not occurred
Scored 70-79 Points in a Game	Alabama: 77 vs. Virginia Tech in Tuscaloosa, Oct. 27, 1973 Opponent: 78 by Vanderbilt in Nashville, Oct. 20, 1906
Scored 80-89 Points in a Game	Alabama: 89 vs. Delta State in Tuscaloosa, Sept. 21, 1950 Opponent: Has not occurred
Scored 90 or More Points in a Game	Alabama: 110 vs. Marion Institute in Tuscaloosa, Sept. 30, 1922 Opponent: Has not occurred
Four Interceptions Thrown in a Game	Alabama: vs. Kent State in Tuscaloosa, Sept. 3, 2011 (AJ McCarron, 2; Phillip Sims, 2) Opponent: by Western Carolina in Tuscaloosa, Nov. 23, 2019 (Tyrie Adams 4)
Five Interceptions Thrown in a Game	Alabama: vs. Penn State in Tuscaloosa, Oct. 29, 1990 (Gary Hollingsworth, 4; Danny Woodson, 1) Opponent: by Ole Miss in Tuscaloosa, Sept. 17, 1983 (Kent Austin, 5)
Five or More Quarterback Sacks in a Game	Alabama: 5.0 vs. Texas A&M in Bryan-College Station, Oct. 7, 2023 Opponent: 6.0 by Michigan in Pasadena, Jan. 1, 2024
Five or More Fumbles	Alabama: 7 vs. South Carolina in Columbia, Sept. 29, 2001 (lost two) Opponent: 5 by Florida in Atlanta, Dec. 19, 2020 (lost two)
40 Minutes Time of Possession	Alabama: 40:26 vs. Tennessee in Tuscaloosa, Oct. 23, 2021 Opponent: N/A
Five Turnovers	Alabama: vs. Ole Miss in Tuscaloosa, Sept. 19, 2015 (3 INT, 2 FUM) Opponent: by Western Carolina in Tuscaloosa, Nov. 23, 2019 (4 INT, 1 FUM)
Six Turnovers	Alabama: vs. Arkansas in Tuscaloosa, Sept. 25, 1999 Opponent: by Tennessee in Knoxville, Oct. 26, 2002
Penalized for 100 Yards	Alabama: 120 vs. USF in Tuscaloosa, Sept. 7, 2024 Opponent: 100 by Mississippi State in Tuscaloosa, Oct. 22, 2022
Penalized for Less Than 20 Yards	Alabama: 15 yards vs. Michigan in Pasadena, Jan. 1, 2024 Opponent: 19 by Kentucky in Lexington, Nov. 11, 2023
15 or More Penalties	Alabama: 17 vs. Tennessee in Knoxville, Oct. 15, 2022 Opponent: 15 by Mississippi State in Starkville, Nov. 11, 2000
Recovered Onside Kick	Alabama: vs. Clemson in Glendale, Jan. 11, 2016 (Adam Griffith kick/Marlon Humphrey recovery) Opponent: by Arkansas in Fayetteville, Oct. 1, 2022
Two-Point Conversion	Alabama: vs. Georgia in Tuscaloosa, Sept. 28, 2024 (Jalen Milroe pass to Germie Bernard) Opponent: by Georgia in Tuscaloosa, Sept. 28, 2024

CRIMSON TIDE SPORTS NETWORK

The multimedia rights holder for The University of Alabama is Crimson Tide Sports Marketing. CTSN is a joint venture of Learfield Communications of Jefferson City, Mo., and IMG College, based in Winston Salem, N.C. Jim Carabin serves as the network's general manager. CTSN may be reached by calling (205) 348-9600.

Alabama Football on Radio and TV

Live Radio	Crimson Tide Sports Network CTSN on Sirius/XM: 132 or 192
Live TV	SEC Network Tom Hart, Cole Cubelic, Alyssa Lang

CTSN Media Services

Saturday, Oct. 5	12 p.m. (CT)	Crimson Tide Pregame Show presented by Beatbox Roger Hoover, Chris Stewart, Damion Square and Tyler Watts preview today's game from FirstBank Stadium
	1:15 p.m.	Conecuh Sausage Crimson Tide Tailgate Show Join Roger Hoover and Cory Reamer live in the press box from FirstBank Stadium
	2:15 p.m.	Kalen DeBoer Interview Chris Stewart chats with Alabama head coach Kalen DeBoer about today's game
	2:25 p.m.	Everwood Countdown to Kickoff Join Chris Stewart, Tyler Watts and Damion Square live from FirstBank Stadium
	3:15 p.m.	Kickoff Roger Hoover will be your host, Chris Stewart with the play-by-play, Tyler Watts with color commentary and Damion Square from the sidelines
	6:15 p.m.	Regions Bank 5th Quarter Show Roger Hoover and Tyler Watts with game stats and analysis along with the Kalen DeBoer press conference
	7:15 p.m.	Everwood Crimson Tide Postgame Party Gray Robertson live from the CTSN Studios in Tuscaloosa with Christian Miller for more postgame reports and analysis

CTSN RADIO AFFILIATES

Anniston	WHMA-FM 95.3
Arab	WAFN-FM 92.7
Ashland	WCKF-FM 100.7
Atlanta, Ga.	WMLB-AM 1690
Birmingham	WBHJ-HD2 95.7
Birmingham	WBPT-FM 106.9
Birmingham	WENN-AM 1320
Brewton	WKNU-FM 106.3
Centre	WEIS-FM 100.5
Centre	WEIS-AM 990
Chattanooga, Tenn.	WUUQ-FM 97.3
Chattanooga, Tenn.	WUUQ-FM 99.3
Columbia, Tenn.	WKOM-FM 101.7
Columbus, Ga.	WIDL-FM 95.7
Cookeville, Tenn.	WKXD-FM 104.7
Cookeville, Tenn.	WKXD-HD3 106.9-3
Corinth, Miss.	WADI-FM 95.3
Cowan, Tenn.	WZYX-FM 94.5
Cowan, Tenn.	WZYX-FM 95.3
Cowan, Tenn.	WZYX-AM 1440
Decatur	WAFN-AM 1310
Dothan	WBBK-FM 93.1
Fayette	WLDX-FM 97.1
Fayette	WLDX-AM 990
Fayetteville, Tenn.	WEKR-FM 98.5
Fayetteville, Tenn.	WEKR-AM 1240
Florence	WYTK-FM 93.9
Fort Walton Beach, Fla.	WTKE-FM 103.7
Fort Walton Beach, Fla.	WTKE-FM 100.3
Gadsden	WAAX-FM 101.9
Gadsden	WAAX-AM 570
Georgiana/Greenville	WFXX-FM 107.7
Haleyville	WWWH-FM 92.7
Hartsville, Tenn.	WTNK-FM 93.5
Hartsville, Tenn.	WTNK-AM 1090
Hattiesburg, Miss.	WFOR-FM 92.7
Hattiesburg, Miss.	WFOR-AM 1400
Huntsville	WZZN-FM 97.7
Jackson, Miss.	WJQS-FM 106.3
Jackson, Miss.	WJQS-AM 1400
Jasper	WJLX-FM 101.5
Jasper	WJLX-AM 1240
Lawrenceburg, Tenn.	WDXE-AM 1370
Linden/Demopolis	WINL-FM 98.5
Meridian, Miss.	WALT-FM 102.1
Mobile	WNXP-FM 105.5
Mobile	WZEW-FM 92.1
Monroeville	WMFC-FM 99.3
Montgomery	WXFX-FM 95.1
Nashville, Tenn.	WENO-AM 760
Opelika/Auburn	WZMG-AM 910
Panama City Beach, Fla.	WBPC-FM 95.1
Pensacola, Fla.	WPNN-FM 103.7
Pensacola, Fla.	WPNN-AM 790
Port Saint Joe, Fla.	WFCT-FM 105.5
Priceville	WAFN-FM 104.9
Russellville	WGOL-FM 100.7
Russellville	WGOL-AM 920
Scottsboro	WKEA-FM 98.3
Selma	WDXX-FM 100.1
Spartanburg, S.C.	WASC-AM 1530
Sylacauga	WFEB-FM 100.9
Sylacauga	WFEB-AM 1340
Tallassee	WTLS-FM 94.7
Tallassee	WTLS-FM 101.1
Tallassee	WTLS-AM 1300
Tuscaloosa	WFFN-FM 95.3
Tuscaloosa	WTBC-FM 100.9
Tuscaloosa	WTBC-AM 1230
Vernon	WJEC-FM 106.5
West Point, Ga.	WCJM-FM 100.9
West Point, Ga.	WPCH-AM 1310

2024 ALABAMA ROSTER

NUMERICAL ROSTER		No.	Name	Pos.	Class	Ht.	Wt.	Exp.	Hometown/Last School	
0	Deontae Lawson	LB	7	Cole Adams	WR	R-Fr.	5-10	181	RS	Owasso, Okla./Owasso
1	Domani Jackson	DB	35	Jeremiah Alexander	LB	R-So.	6-2	232	1L	Alabaster, Ala./Thompson
1	Kendrick Law	WR	73	Olaus Alinen	OL	R-Fr.	6-6	335	RS	Pori, Finland/The Loomis Chaffee School (Conn.)
2	Zabien Brown	DB	51	Noland Asberry	LB	Jr.	6-1	190	SQ	Mobile, Ala./Davidson
2	Ryan Williams	WR	56	JD Baird	LB	Jr.	5-8	190	SQ	Tuscaloosa, Ala./American Christian Academy
3	Emmanuel Henderson Jr.	WR	92	Jeremiah Beaman	DL	Fr.	6-4	296	HS	Birmingham, Ala./Parker
3	Keon Sabb	DB	5	Germie Bernard	WR	Jr.	6-1	209	TR	Las Vegas, Nev./Liberty/Michigan State/Washington
4	Jalen Milroe	QB	52	Tyler Booker	OL	Jr.	6-5	325	2L	New Haven, Conn./IMG Academy
4	Qua Russaw	LB	72	Parker Brailsford	OL	R-So.	6-2	290	TR	Mesa, Ariz./Saguaro/Washington
5	Germie Bernard	WR	2	Zabien Brown	DB	Fr.	6-0	196	HS	Santa Ana, Calif./Mater Dei
5	King Mack	DB	86	James Burnip	P	R-Sr.	6-6	236	3L	Mount Macedon, Victoria AU/Victoria University, Melbourne
6	Kameron Howard	DB	48	Prince Butler	DB	Jr.	6-1	200	SQ	Alexandria, Va./Hayfield
6	Kobe Prentice	WR	63	Diego Camboia	OL	Fr.	6-5	287	HS	Mobile, Ala./Mobile Christian
7	Cole Adams	WR	82	Miguel Camboia	WR	So.	6-1	190	SQ	Woodstock, Ontario/Mobile Christian
7	DaShawn Jones	DB	11	Jihaad Campbell	LB	Jr.	6-3	244	2L	Eril, N.J./IMG Academy
8	DeVonta Smith	DB	16	Cade Carruth	QB	Jr.	6-1	195	SQ	Trussville, Ala./Hewitt-Trussville
9	Jaylen Mbakwe	DB	24	Noah Carter	LB	Fr.	6-4	242	HS	Peoria, Ariz./Centennial
9	Richard Young	RB	52	Braylon Chatman	LB	So.	6-0	200	SQ	Trussville, Ala./Hewitt-Trussville
10	Austin Mack	QB	42	MJ Chirgwin	WR	Jr.	6-0	195	SQ	Huntington Beach, Calif./Huntington Beach
10	Jehiem Oatis	DL	19	John Cooper	QB	Fr.	6-2	192	HS	Mountain Brook, Ala./Mountain Brook
11	Jihaad Campbell	LB	98	Tucker Cornelius	PK	Fr.	6-3	195	HS	Tuscaloosa, Ala./Northridge
11	Rico Scott	WR	84	Colby Cruz	WR	Jr.	5-10	170	WO	Cumming, Ga./South Forsyth/Georgia Military College
12	Dylan Lonergan	QB	80	Josh Cuevas	TE	R-Jr.	6-3	251	TR	Los Angeles, Calif./Campbell Hall/Cal Poly/Washington
12	Zavier Mincey	DB	46	Chase Davis	DB	Jr.	6-1	182	SQ	Tuscaloosa, Ala./Paul W. Bryant
13	Malachi Moore	DB	37	Cole Davis	DB	Fr.	6-0	200	HS	Walterboro, S.C./Colleton Prep Academy
14	Jalen Hale	WR	81	CJ Dippre	TE	Sr.	6-5	262	1L	Scranton, Pa./Lakeland/Maryland
14	Graham Nicholson	PK	40	Sterling Dixon	LB	Fr.	6-3	212	HS	Spanish Fort, Ala./Spanish Fort
15	Justin Jefferson	LB	67	Wade Estess	OL	Fr.	6-3	305	HS	Madison, Miss./Germantown
15	Ty Simpson	QB	88	Isaia Faga	DL	Fr.	6-2	299	HS	Phenix City, Ala./Central
16	Cade Carruth	QB	39	Kaleb Fleming	WR	Jr.	6-1	205	SQ	Macomb Township, Mich./Spain Park
16	Jaren Hamilton	WR	75	Wilkin Formby	OL	R-Fr.	6-7	324	RS	Tuscaloosa, Ala./Northridge
16	Red Morgan	DB	46	Peyton Fox	TE	Jr.	6-4	225	SQ	Pelham, Ala./Briarwood Christian
17	Amari Jefferson	WR	41	JR Gardner	RB	So.	5-11	185	SQ	Gulf Shores, Ala./Gulf Shores
18	Bray Hubbard	DB	95	Anderson Green	P	Fr.	6-0	205	HS	Tuscaloosa, Ala./Northridge
18	Caleb Odom	WR	14	Jalen Hale	WR	So.	6-1	188	1L	Longview, Texas/Longview
19	John Cooper	QB	16	Jaren Hamilton	WR	R-Fr.	6-1	195	RS	Gainesville, Fla./F.W. Buchholz
19	Keanu Koht	LB	21	Bubba Hampton	WR	Fr.	5-10	194	HS	Daingerfield, Texas/Daingerfield
20	Daniel Hill	RB	32	Griffin Hanson	DB	Fr.	5-10	160	HS	Florence, Ala./Mars Hill Bible School
20	Jah-Marien Latham	DL	22	Justice Haynes	RB	So.	5-11	210	1L	Buford, Ga./Buford
21	Bubba Hampton	WR	3	Emmanuel Henderson Jr.	WR	Jr.	6-1	187	2L	Hartford, Ala./Geneva County
21	Dre Kirkpatrick Jr.	DB	48	Kneeland Hibbett	SN	Sr.	6-2	240	3L	Florence, Ala./Florence
22	Justice Haynes	RB	66	Baker Hickman	OL	So.	6-3	315	SQ	Tuscaloosa, Ala./Northridge
22	LT Overton	DL	20	Daniel Hill	RB	Fr.	6-1	241	HS	Meridian, Miss./Meridian
23	James Smith	DL	94	Edric Hill	DL	R-Fr.	6-3	275	RS	Kansas City, Mo./North Kansas City
24	Noah Carter	LB	6	Kameron Howard	DB	So.	5-11	197	TR	Clinton, Md./Saint Frances Academy/Charlotte
25	Jahlil Hurley	DB	71	Jackson Howell	OL	Fr.	6-3	285	HS	Trussville, Ala./Hewitt-Trussville
26	Jam Miller	RB	18	Bray Hubbard	DB	So.	6-2	204	1L	Ocean Springs, Miss./Ocean Springs
27	Michael Lorino III	RB	25	Jahlil Hurley	DB	R-Fr.	6-2	185	RS	Florence, Ala./Florence
27	Walter Sansing	DB	69	Joseph Ionata	OL	Fr.	6-5	307	HS	Clearwater, Fla./Cavalry Christian
28	Kevin Riley	RB	39	Jake Ivie	LB	So.	6-0	205	SQ	Alabaster, Ala./Thompson
28	Peyton Yates	DB	1	Domani Jackson	DB	Jr.	6-1	201	TR	San Diego, Calif./Mater Dei/USC
29	Ayden Moore	LB	17	Amari Jefferson	WR	Fr.	6-0	197	HS	Chattanooga, Tenn./Baylor School
29	Fredrick Moore	RB	15	Justin Jefferson	LB	Sr.	6-1	228	1L	Memphis, Tenn./Bartlett/Pearl River C.C.
30	Cayden Jones	LB	30	Cayden Jones	LB	Fr.	6-4	232	HS	Asheville, N.C./Christ School
31	Keon Keeley	DL	7	DaShawn Jones	DB	R-Jr.	6-0	185	TR	Baltimore, Md./Mount Saint Joseph/Wake Forest
31	Conor Talty	PK	31	Keon Keeley	DL	R-Fr.	6-5	277	RS	Tampa, Fla./Berkeley Prep
32	Griffin Hanson	DB	96	Tim Keenan III	DL	R-Jr.	6-2	326	1L	Birmingham, Ala./Ramsay
32	Jay Loper Jr.	WR	21	Dre Kirkpatrick Jr.	DB	Fr.	5-11	210	HS	Gadsden, Ala./Gadsden City
33	Hunter Osborne	DL	19	Keanu Koht	LB	R-Jr.	6-4	242	1L	Vero Beach, Fla./Vero Beach
34	Coby McNeal	TE	20	Jah-Marien Latham	DL	R-Sr.	6-3	278	2L	Reform, Ala./Pickens County
34	Que Robinson	LB	1	Kendrick Law	WR	Jr.	5-11	209	2L	Shreveport, La./Captain Shreve
35	Jeremiah Alexander	LB	0	Deontae Lawson	LB	R-Jr.	6-2	239	2L	Mobile, Ala./Mobile Christian
36	QB Reese	LB	87	Danny Lewis Jr.	TE	R-So.	6-5	257	1L	New Iberia, La./Westgate
37	Cole Davis	DB	88	Jay Lindsey	TE	Fr.	6-5	255	HS	Butler, Ala./Patrician Academy
38	Alijah May	DB	89	Ty Lockwood	TE	R-Fr.	6-5	239	RS	Thompson's Station, Tenn./Independence
39	Kaleb Fleming	WR	32	Jay Loper Jr.	WR	Jr.	5-11	180	SQ	Daphne, Ala./Bayside Academy

2024 ALABAMA ROSTER

NUMERICAL ROSTER		No.	Name	Pos.	Class	Ht.	Wt.	Exp.	Hometown/Last School	
39	Jake Ivie	LB	27	Michael Lorino III	RB	Jr.	6-0	185	SQ	Birmingham, Ala./Mountain Brook
40	Sterling Dixon	LB	10	Austin Mack	QB	R-Fr.	6-6	236	TR	Loomis, Calif./Folsom/Washington
41	JR Gardner	RB	5	King Mack	DB	So.	5-10	206	TR	Miami, Fla./Saint Thomas Aquinas/Penn State
41	Justin Okoronkwo	LB	76	JD Martin	OL	Fr.	6-2	240	HS	Pisgah, Ala./Pisgah
42	MJ Chirgwin	WR	38	Alijah May	DB	Sr.	5-11	195	SQ	Pinson, Ala./Pinson Valley
42	Yhonzae Pierre	LB	9	Jaylen Mbakwe	DB	Fr.	5-11	192	HS	Clay, Ala./Clay-Chalkville
43	Jayshawn Ross	LB	34	Coby McNeal	TE	R-Jr.	6-5	250	SQ	Dothan, Ala./Ashford/Colorado State
44	Damon Payne Jr.	DL	58	Miles McVay	OL	R-Fr.	6-6	342	RS	East Saint Louis, Ill./East Saint Louis
45	Robbie Ouzts	TE	26	Jam Miller	RB	Jr.	5-10	218	2L	Tyler, Texas/Tyler Legacy
46	Jay Williams	SN	4	Jalen Milroe	QB	R-Jr.	6-2	225	2L	Katy, Texas/Tompkins
46	Chase Davis	DB	12	Zavier Mincey	DB	Fr.	6-3	204	HS	Daytona Beach, Fla./Mainland
46	Peyton Fox	TE	83	Cooper Mollison	WR	Fr.	5-10	185	HS	Vestavia Hills, Ala./Vestavia Hills
47	Kolby Peavy	DB	55	Roq Montgomery	OL	R-Fr.	6-3	337	RS	Anniston, Ala./Anniston
47	Adam Thorsland	TE	29	Ayden Moore	LB	Fr.	6-2	230	HS	Trussville, Ala./Hewitt-Trussville
48	Prince Butler	DB	29	Fredrick Moore	RB	Fr.	5-9	160	HS	Cypress, Texas/Bridgeland
48	Kneeland Hibbett	SN	13	Malachi Moore	DB	Gr.	6-0	201	4L	Trussville, Ala./Hewitt-Trussville
49	Conner Warhurst	DB	16	Red Morgan	DB	Fr.	6-0	186	HS	Phenix City, Ala./Central
50	Casey Poe	OL	14	Graham Nicholson	PK	Sr.	6-0	183	TR	Cincinnati, Ohio/Summit Country Day/Miami (Ohio)
50	Tim Smith	DL	10	Jehiem Oatis	DL	Jr.	6-5	325	2L	Columbia, Miss./Columbia
51	Noland Asberry	LB	18	Caleb Odum	WR	Fr.	6-5	227	HS	Carrollton, Ga./Carrollton
52	Tyler Booker	OL	41	Justin Okoronkwo	LB	Fr.	6-3	228	HS	Munich, Germany/Therese von Bayern School
52	Braylon Chatman	LB	33	Hunter Osborne	DL	R-Fr.	6-4	298	RS	Trussville, Ala./Hewitt-Trussville
52	Alex Rozier	SN	45	Robbie Ouzts	TE	Sr.	6-4	270	3L	Rock Hill, S.C./Rock Hill
53	Vito Perri	LB	22	LT Overton	DL	Jr.	6-5	283	TR	Milton, Ga./Milton/Texas A&M
53	Kade Wehby	SN	44	Damon Payne Jr.	DL	R-Jr.	6-4	313	2L	Belleville, Mich./Belleville
55	Roq Montgomery	OL	47	Kolby Peavy	DB	So.	6-1	180	SQ	Monroeville, Ala./Excel
56	JD Baird	LB	53	Vito Perri	LB	R-So.	6-0	205	SQ	Alpharetta, Ga./Alpharetta
56	Geno VanDeMark	OL	62	Davis Peterson	OL	So.	6-1	235	SQ	Birmingham, Ala./Mountain Brook
57	Elijah Pritchett	OL	42	Yhonzae Pierre	LB	R-Fr.	6-3	239	RS	Eufaula, Ala./Eufaula
58	Miles McVay	OL	50	Casey Poe	OL	Fr.	6-4	322	HS	Lindale, Texas/Lindale
61	Graham Roten	OL	6	Kobe Prentice	WR	Jr.	5-10	188	2L	Calera, Ala./Calera
62	Davis Peterson	OL	57	Elijah Pritchett	OL	R-So.	6-6	327	1L	Columbus, Ga./Carver
63	Diego Camboia	OL	74	Kadyn Proctor	OL	So.	6-7	369	1L	Des Moines, Iowa/Southeast Polk
64	Mac Smith	OL	36	QB Reese	LB	Fr.	6-0	221	HS	Birmingham, Ala./Ramsay
66	Baker Hickman	OL	90	Jordan Renaud	DL	R-Fr.	6-4	268	RS	Sarasota, Fla./Tyler Legacy
67	Wade Estess	OL	28	Kevin Riley	RB	Fr.	5-11	195	HS	Northport, Ala./Tuscaloosa County
68	Billy Roby	OL	77	Jaeden Roberts	OL	R-Jr.	6-5	310	1L	Houston, Texas/North Shore
69	Joseph Iontata	OL	34	Que Robinson	LB	R-Sr.	6-5	241	3L	Birmingham, Ala./Jackson-Olin
70	William Sanders	OL	68	Billy Roby	OL	So.	5-11	245	SQ	Huntsville, Ala./Huntsville
71	Jackson Howell	OL	43	Jayshawn Ross	LB	Fr.	6-4	239	HS	Kansas City, Mo./Liberty North
72	Parker Brailsford	OL	61	Graham Roten	OL	Sr.	6-3	285	SQ	Fairview, Tenn./Christ Presbyterian Academy
73	Olaus Alinen	OL	52	Alex Rozier	SN	Jr.	6-4	220	SQ	Hattiesburg, Miss./Oak Grove
74	Kadyn Proctor	OL	4	Qua Russaw	LB	R-Fr.	6-2	251	RS	Montgomery, Ala./Carver
75	Wilkin Formby	OL	3	Keon Sabb	DB	R-So.	6-1	206	TR	Glassboro, N.J./IMG Academy/Michigan
76	JD Martin	OL	70	William Sanders	OL	Fr.	6-3	309	HS	Brookwood, Ala./Brookwood
77	Jaeden Roberts	OL	27	Walter Sansing	DB	So.	5-10	160	SQ	Homewood, Ala./Homewood
78	Josh Cuevas	TE	97	Reid Schuback	PK	Sr.	6-0	185	SQ	Poway, Calif./Poway
81	CJ Dippre	TE	11	Rico Scott	WR	Fr.	6-0	200	HS	Harrisburg, Pa./Bishop McDevitt
82	Miguel Camboia	WR	99	Nick Serpa	P	Sr.	6-4	215	SQ	Foothill Ranch, Calif./Trabuco Hills
83	Cooper Mollison	WR	15	Ty Simpson	QB	R-So.	6-2	215	1L	Martin, Tenn./Westview
84	Colby Cruz	WR	8	DeVonta Smith	DB	R-Jr.	6-0	205	2L	Cincinnati, Ohio/La Salle
85	Lane Whisenhunt	LB	23	James Smith	DL	So.	6-3	296	1L	Montgomery, Ala./Carver
86	James Burnip	P	64	Mac Smith	OL	So.	6-3	270	SQ	Birmingham, Ala./Mountain Brook
87	Danny Lewis Jr.	TE	50	Tim Smith	DL	Gr.	6-4	314	4L	Gifford, Fla./Sebastian River
88	Isaia Faga	DL	12	Dylan Lonergan	QB	R-Fr.	6-2	214	RS	Snellville, Ga./Brookwood
88	Jay Lindsey	TE	31	Conor Talty	PK	R-Fr.	6-1	198	RS	Chicago, Ill./Saint Rita
89	Ty Lockwood	TE	47	Adam Thorsland	TE	Sr.	6-5	232	SQ	Walhalla, S.C./Walhalla
90	Jordan Renaud	DL	56	Geno VanDeMark	OL	R-Jr.	6-5	333	TR	Lodi, N.J./Saint Joseph/Michigan State
92	Jeremiah Beaman	DL	49	Conner Warhurst	DB	So.	6-2	190	SQ	Russellville, Ala./Russellville
94	Edric Hill	DL	53	Kade Wehby	SN	Sr.	5-9	185	SQ	Plantation, Fla./Saint Thomas Aquinas
95	Anderson Green	P	85	Lane Whisenhunt	LB	So.	6-2	285	SQ	Vestavia Hills, Ala./Vestavia Hills
96	Tim Keenan III	DL	46	Jay Williams	SN	Fr.	6-0	195	HS	Ringgold, Ga./Heritage
97	Reid Schuback	PK	2	Ryan Williams	WR	Fr.	6-0	175	HS	Mobile, Ala./Saraland
98	Tucker Cornelius	PK	28	Peyton Yates	DB	Jr.	5-10	180	SQ	Eads, Tenn./Briarcrest Christian
99	Nick Serpa	P	9	Richard Young	RB	R-Fr.	5-11	216	RS	Lehigh Acres, Fla./Lehigh Senior

ALABAMA CRIMSON TIDE DEPTH CHART

DEFENSE

BANDIT	20	Jah-Marien Latham	6-3	278	R-Sr.	Reform, Ala.	OR
	22	LT Overton	6-5	283	Jr.	Milton, Ga.	
NT	96	Tim Keenan III	6-2	326	R-Jr.	Birmingham, Ala.	
	44	Damon Payne Jr.	6-4	313	R-Jr.	Belleville, Mich.	
DT	50	Tim Smith	6-4	314	Gr.	Gifford, Fla.	OR
	10	Jehiem Oatis	6-5	325	Jr.	Columbia, Miss.	
	23	James Smith	6-3	296	So.	Montgomery, Ala.	
WOLF	4	Qua Russaw	6-2	251	R-Fr.	Montgomery, Ala.	OR
	34	Que Robinson	6-5	241	R-Sr.	Birmingham, Ala.	
	19	Keanu Koht	6-4	242	R-Jr.	Vero Beach, Fla.	
STINGER	0	Deontae Lawson	6-2	239	R-Jr.	Mobile, Ala.	OR
	35	Jeremiah Alexander	6-2	232	R-So.	Alabaster, Ala.	
	41	Justin Okoronkwo	6-3	228	Fr.	Munich, Germany	
MIKE	11	Jihaad Campbell	6-3	244	Jr.	Erial, N.J.	
	15	Justin Jefferson	6-1	228	Sr.	Memphis, Tenn.	
CB	1	Domani Jackson	6-1	201	Jr.	San Diego, Calif.	
	9	Jaylen Mbakwe	5-11	192	Fr.	Clay, Ala.	
CB	2	Zabien Brown	6-0	196	Fr.	Santa Ana, Calif.	OR
	7	DaShawn Jones	6-0	185	R-Jr.	Baltimore, Md.	
	12	Zavier Mincey	6-3	204	Fr.	Daytona Beach, Fla.	
FS	3	Keon Sabb	6-1	206	R-So.	Glassboro, N.J.	
	18	Bray Hubbard	6-2	204	So.	Ocean Springs, Miss.	
SS	13	Malachi Moore	6-0	201	Gr.	Trussville, Ala.	
	6	Kameron Howard	5-11	197	So.	Clinton, Md.	
HUSKY	8	DeVonta Smith	6-0	205	R-Jr.	Cincinnati, Ohio	OR
	16	Red Morgan	6-0	186	Fr.	Phenix City, Ala.	
	5	King Mack	5-10	206	So.	Miami, Fla.	

OFFENSE

LT	74	Kadyn Proctor	6-7	369	So.	Des Moines, Iowa	
	58	Miles McVay	6-6	342	R-Fr.	East Saint Louis, Ill.	
LG	52	Tyler Booker	6-5	325	Jr.	New Haven, Conn.	
	73	Olaus Alinen	6-6	335	R-Fr.	Pori, Finland	
C	72	Parker Brailsford	6-2	290	R-So.	Mesa, Ariz.	
	55	Roq Montgomery	6-3	337	R-Fr.	Anniston, Ala.	
RG	77	Jaeden Roberts	6-5	310	R-Jr.	Houston, Texas	
	56	Geno VanDeMark	6-5	333	R-Jr.	Lodi, N.J.	
RT	75	Wilkin Formby	6-7	324	R-Fr.	Tuscaloosa, Ala.	OR
	57	Elijah Pritchett	6-6	327	R-So.	Columbus, Ga.	
TE (Y)	81	CJ Dippre	6-5	262	Sr.	Scranton, Pa.	
	87	Danny Lewis Jr.	6-5	257	R-So.	New Iberia, La.	
TE (H)	45	Robbie Ouzts	6-4	270	Sr.	Rock Hill, S.C.	
	80	Josh Cuevas	6-3	251	R-Jr.	Los Angeles, Calif.	
QB	4	Jalen Milroe	6-2	225	R-Jr.	Katy, Texas	
	15	Ty Simpson	6-2	215	R-So.	Martin, Tenn.	
RB	26	Jam Miller	5-10	218	Jr.	Tyler, Texas	OR
	22	Justice Haynes	5-11	210	So.	Buford, Ga.	
WR (Z)	5	Germie Bernard	6-1	209	Jr.	Las Vegas, Nev.	
	3	Emmanuel Henderson Jr.	6-1	187	Jr.	Hartford, Ala.	
WR (X)	2	Ryan Williams	6-0	175	Fr.	Mobile, Ala.	
	18	Caleb Odom	6-5	227	Fr.	Carrollton, Ga.	
WR (H)	1	Kendrick Law	5-11	209	Jr.	Shreveport, La.	OR
	6	Kobe Prentice	5-10	188	Jr.	Calera, Ala.	
	7	Cole Adams	5-10	181	R-Fr.	Owasso, Okla.	

SPECIAL TEAMS

PK/KO	14	Graham Nicholson	6-0	183	Sr.	Cincinnati, Ohio	
	31	Conor Talty	6-1	198	R-Fr.	Chicago, Ill.	
HOLD	86	James Burnip	6-6	236	R-Sr.	Mount Macedon, Victoria AU	
P	86	James Burnip	6-6	236	R-Sr.	Mount Macedon, Victoria AU	
SN	48	Kneeland Hibbett	6-2	240	Sr.	Florence, Ala.	
PR	7	Cole Adams	5-10	181	R-Fr.	Owasso, Okla.	OR
	9	Jaylen Mbakwe	5-11	192	Fr.	Clay, Ala.	
KOR	1	Kendrick Law	5-11	209	Jr.	Shreveport, La.	OR
	3	Emmanuel Henderson Jr.	6-1	187	Jr.	Hartford, Ala.	
	9	Jaylen Mbakwe	5-11	192	Fr.	Clay, Ala.	
	7	Cole Adams	5-10	181	R-Fr.	Owasso, Okla.	

SCHEDULE/RESULTS/RECORD BREAKDOWN

Team Results

	Date	Opponent		Score	Overall	Conf	Time	Attend
	08/31/2024	Western Ky.	W	63-0	1-0	0-0	3:33	100077
	09/07/2024	South Fla.	W	42-16	2-0	0-0	3:51	100077
	09/14/2024	at Wisconsin	W	42-10	3-0	0-0	3:11	76323
*	09/28/2024	Georgia	W	41-34	4-0	1-0	3:45	100077

TEAM STATISTICS

Team Statistics

	UA	OPP
Scoring	188	60
Points per game	47.0	15.0
Points Off Turnovers	35	7
First Downs	84	73
Rushing	38	27
Passing	40	37
Penalty	6	9
Rushing Yardage	887	477
Yards gained rushing	987	571
Yards lost rushing	100	94
Rushing attempts	155	140
Average per rush	5.7	3.4
Average per game	221.8	119.3
TDs Rushing	16	3
Passing Yardage	1060	786
Comp-Att-Int	71-99-1	83-157-5
Average per pass	10.7	5.0
Average per catch	14.9	9.5
Average per game	265.0	196.5
TDs Passing	10	4
Total offense	1947	1263
Total plays	254	297
Average per play	7.7	4.3
Average per game	486.8	315.8
Kick returns: #-Yards	5-106	10-205
Punt returns: #-Yards	10-86	3-5
Int returns: #-Yards	5-118	1-0
Kick return average	21.2	20.5
Punt return average	8.6	1.7
Int return average	23.6	0.0
Fumbles-Lost	7-4	8-3
Penalties-Yards	34-309	25-205
Average per game	77.3	51.3
Punts-Yards	20-915	26-1138
Average per punt	45.8	43.8
Net punt average	44.5	38.9
Kickoffs-Yards	31-1984	16-1018
Average per kick	64.0	63.6
Net kick average	40.6	40.1
Time of possession / game	30:01	29:59
3rd-down conversion	24/51	11/64
3rd-down pct	47%	17%
4rd-down conversion	2/3	10/14

BREAKDOWN

Overall	4-0
Home	3-0
Away	1-0
Neutral	0-0
SEC	1-0
Non-Conference	3-0
Overtime	0-0
Day	1-0
Night	3-0
vs. Top 25	1-0
vs. Top 15	1-0
vs. Top 10	1-0
vs. Top 5	1-0
Scores First	2-0
Opponent Scores First	2-0
Leading after 1st Qtr	4-0
Trailing after 1st Qtr	0-0
Tied after 1st Qtr	0-0
Leading at Half	4-0
Trailing at Half	0-0
Tied at Half	0-0
Leading after 3rd Qtr	4-0
Trailing after 3rd Qtr	0-0
Tied after 3rd Qtr	0-0
Wins Coin Toss	3-0
Loses Coin Toss	1-0
Natural Grass	3-0
Artificial Surface	1-0

SCORE BY QUARTERS

	1st	2nd	3rd	4th	OT	Total
Alabama	56	51	31	50	0	188
Opponents	6	10	22	22	0	60

ALABAMA GAME-BY-GAME STATISTICS

Date	Opponent	Rushing				Receiving				Passing				Kick Returns				Punt Returns				tot off		
		no.	yds	td	lg	no.	yds	td	lg	cmp	att	int	yds	td	lg	no.	yds	td	lg	no.	yds		td	lg
08/31/2024	Western Ky.	47	334	6	85	12	266	3	84	12	18	0	266	3	84	0	0	0	0	5	42	0	12	600
09/07/2024	South Fla.	42	199	4	56	16	194	2	43	16	26	0	194	2	43	1	52	0	52	3	28	0	28	393
09/14/2024	at Wisconsin	34	181	3	34	16	226	3	47	16	22	0	226	3	47	0	0	0	0	1	20	0	20	407
09/28/2024	Georgia	32	173	3	36	27	374	2	75	27	33	1	374	2	75	4	54	0	25	1	-4	0	0	547
Alabama		155	887	16	85	71	1060	10	84	71	99	1	1060	10	84	5	106	0	52	10	86	0	28	1947
Opponents		140	477	3	21	83	786	4	67	83	157	5	786	4	67	10	205	0	28	3	5	0	4	1263

Alabama Averages

Games	Avg/ rush	Avg/ catch	Pass effc	KR avg	PR avg	All purpose avg/game	Total offense avg/game
4	5.7	14.9	193.0	21.2	8.6	564.3	486.8

Date	Opponent	Tackles				Sacks no-yds	Fumble ff fr-yds	Pass Defense			blkd kick	PAT attempts			off			
		ua	a	total	tfl-yds			int-yds	qbh	brup		kick	rush	rcv	saf	t/o	pts	
08/31/2024	Western Ky.	31	36	67	7.0-30	1-10	0	0-0	2-87	3	8	0	9-9	0	0	0	14	63
09/07/2024	South Fla.	39	40	79	7.0-25	4-20	0	0-0	0-0	10	6	0	6-6	0	0	0	0	42
09/14/2024	at Wisconsin	44	30	74	4.0-20	2-15	4	2-0	0-0	1	7	0	6-6	0	0	0	14	42
09/28/2024	Georgia	34	34	68	6.0-28	3-22	2	1-0	3-31	2	9	0	4-4	0	1	1	7	41
Alabama		148	140	288	24.0-103	10-67	6	3-0	5-118	16	30	0	25-25	0	1	1	35	188
Opponents		153	86	239	20.0-83	6-52	3	4-0	1-0	4	6	0	4-4	0	1	0	7	60

Date	Opponent	Punting							Field Goals			Kickoffs						
		no.	yds	avg	long	blkd	tb	fc	50+	i20	md-att	long	blkd	no.	yds	avg	tb	ob
08/31/2024	Western Ky.	3	152	50.7	54	0	0	3	2	1	0-0	0	0	10	639	63.9	5	0
09/07/2024	South Fla.	7	300	42.9	50	0	0	5	3	1	0-0	0	0	7	445	63.6	5	0
09/14/2024	at Wisconsin	5	246	49.2	64	0	0	4	3	4	0-1	0	0	7	447	63.9	4	0
09/28/2024	Georgia	5	217	43.4	48	0	1	1	0	1	1-1	28	0	7	453	64.7	1	0
Alabama		20	915	45.8	64	0	1	13	8	7	1-2	28	0	31	1984	64.0	15	0
Opponents		26	1138	43.8	59	0	2	4	6	5	4-7	53	0	16	1018	63.6	10	0

Alabama Inside Opponent Red-Zone

Date	Opponent	Score	Times In RZ	Times Scored	Total		Rush	Pass	FGs	Failed to score inside RZ						
					Pts	TDs	TDs	TDs	Made	FGA	Down	Int	Fumb	Half	Game	
08/31/2024	Western Ky.	W 63-0	5	4	28	4	4	0	0	0	0	0	0	0	0	1
09/07/2024	South Fla.	W 42-16	4	3	21	3	2	1	0	0	0	0	0	1	0	0
09/14/2024	at Wisconsin	W 42-10	2	2	14	2	2	0	0	0	0	0	0	0	0	0
09/28/2024	Georgia	W 41-34	5	4	24	3	2	1	1	1	0	1	0	0	0	
Totals 13 of 16 (81.3%)			16	13	87	12	10	2	1	1	0	1	1	0	1	

OPPONENT GAME-BY-GAME STATISTICS

Date	Opponent	Rushing				Receiving				Passing				Kick Returns				Punt Returns				tot off		
		no.	yds	td	lg	no.	yds	td	lg	cmp	att	int	yds	td	lg	no.	yds	td	lg	no.	yds		td	lg
08/31/2024	Western Ky.	27	42	0	10	22	103	0	16	22	40	2	103	0	16	2	38	0	22	0	0	0	0	145
09/07/2024	South Fla.	46	206	1	20	16	103	0	14	16	36	0	103	0	14	2	36	0	19	1	4	0	4	309
09/14/2024	at Wisconsin	41	149	0	21	18	141	1	25	18	31	0	141	1	25	3	62	0	24	0	0	0	0	290
09/28/2024	Georgia	26	80	2	12	27	439	3	67	27	50	3	439	3	67	3	69	0	28	2	1	0	1	519
Opponents		140	477	3	21	83	786	4	67	83	157	5	786	4	67	10	205	0	28	3	5	0	4	1263
Alabama		155	887	16	85	71	1060	10	84	71	99	1	1060	10	84	5	106	0	52	10	86	0	28	1947

Opponents Averages

Games	Avg/ rush	Avg/ catch	Pass effic	KR avg	PR avg	All purpose avg/game	Total offense avg/game
4	3.4	9.5	97.0	20.5	1.7	368.3	315.8

Date	Opponent	Tackles				Sacks no-yds	Fumble ff fr-yds	Pass Defense			blkd kick	PAT attempts			off			
		ua	a	total	tfl-yds			int-yds	qbh	brup		kick	rush	rcv	saf	t/o	pts	
08/31/2024	Western Ky.	43	18	61	2.0-10	1-7	1	1-0	0-0	0	1	0	0-0	0	0	0	0	0
09/07/2024	South Fla.	36	26	62	6.0-45	3-36	2	3-0	0-0	3	2	0	1-1	0	0	0	7	16
09/14/2024	at Wisconsin	34	16	50	5.0-13	2-9	0	0-0	0-0	0	0	0	1-1	0	0	0	0	10
09/28/2024	Georgia	40	26	66	7.0-15	0-0	0	0-0	1-0	1	3	0	2-2	0	1	0	0	34
Opponents		153	86	239	20.0-83	6-52	3	4-0	1-0	4	6	0	4-4	0	1	0	7	60
Alabama		148	140	288	24.0-103	10-67	6	3-0	5-118	16	30	0	25-25	0	1	1	35	188

Date	Opponent	Punting								Field Goals			Kickoffs					
		no.	yds	avg	long	blkd	tb	fc	50+	i20	md-att	long	blkd	no.	yds	avg	tb	ob
08/31/2024	Western Ky.	9	403	44.8	54	0	0	2	3	0	0-1	0	0	1	65	65.0	1	0
09/07/2024	South Fla.	9	397	44.1	52	0	2	1	1	2	3-4	34	0	5	325	65.0	4	0
09/14/2024	at Wisconsin	5	198	39.6	59	0	0	0	1	2	1-2	53	0	3	195	65.0	3	0
09/28/2024	Georgia	3	140	46.7	56	0	0	1	1	1	0-0	0	0	7	433	61.9	2	0
Opponents		26	1138	43.8	59	0	2	4	6	5	4-7	53	0	16	1018	63.6	10	0
Alabama		20	915	45.8	64	0	1	13	8	7	1-2	28	0	31	1984	64.0	15	0

Opponents Inside Alabama Red-Zone

Date	Opponent	Score	Times In RZ	Times Scored	Total Pts	TDS	Rush TDS	Pass TDS	FGs Made	Failed to score inside RZ					
										FGA	Down	Int	Fumb	Half Game	
08/31/2024	Western Ky.	W 63-0	2	0	0	0	0	0	0	1	1	0	0	0	0
09/07/2024	South Fla.	W 42-16	4	4	16	1	1	0	3	3	0	0	0	0	0
09/14/2024	Wisconsin	W 42-10	1	1	7	1	0	1	0	0	0	0	0	0	0
09/28/2024	Georgia	W 41-34	5	4	28	4	2	2	0	0	0	1	0	0	0
Totals 9 of 12 (75.0%)			12	9	51	6	3	3	3	4	1	1	0	0	0

TEAM COMPARISON GAME-BY-GAME

Opponent	Score	First Downs				Rushing Number-Yards	Passing		Total Offense Plays-Yards	Return Yards	Turn- Overs
		Total	Rush	Pass	Pen		Comp-Att.-Int	Yards			
Western Ky.	63-0	25 / 10	14 / 3	9 / 6	2 / 1	47-334 / 27-42	12-18-0 / 22-40-2	266 / 103	65-600 / 67-145	129 / 38	1 / 2
South Fla.	42-16	20 / 21	8 / 11	8 / 6	4 / 4	42-199 / 46-206	16-26-0 / 16-36-0	194 / 103	68-393 / 82-309	80 / 40	3 / 0
Wisconsin	42-10	18 / 17	10 / 8	8 / 7	0 / 2	34-181 / 41-149	16-22-0 / 18-31-0	226 / 141	56-407 / 72-290	20 / 62	0 / 2
Georgia	41-34	21 / 25	6 / 5	15 / 18	0 / 2	32-173 / 26-80	27-33-1 / 27-50-3	374 / 439	65-547 / 76-519	81 / 70	1 / 4
Totals	188-60	84 / 73	38 / 27	40 / 37	6 / 9	155-887 / 140-477	71-99-1 / 83-157-5	1060 / 786	254-1947 / 297-1263	310 / 210	5 / 8

Opponents	3rd Down Conversion	4th Down Conversion	Time of Possession	TOP Margin	Avg Yds/Rush	Avg Yds/Pass	Avg Yds/Play	Punting Number-Avg	Penalties Number-Yards	Sacks
Western Ky.	8-13 / 3-18	1-1 / 2-3	30:35 / 29:25	01:10	7.1 / 1.6	14.8 / 2.6	9.2 / 2.2	3-50.7 / 9-44.8	7-59.0 / 4-40.0	1 / 1
South Fla.	5-13 / 2-17	0-0 / 0-2	31:13 / 28:47	02:26	4.7 / 4.5	7.5 / 2.9	5.8 / 3.8	7-42.9 / 9-44.1	13-120.0 / 11-92.0	4 / 3
Wisconsin	8-14 / 3-14	0-0 / 3-4	25:44 / 34:16	-08:32	5.3 / 3.6	10.3 / 4.5	7.3 / 4.0	5-49.2 / 5-39.6	4-40.0 / 4-23.0	2 / 2
Georgia	3-11 / 3-15	1-2 / 5-5	32:34 / 27:26	05:08	5.4 / 3.1	11.3 / 8.8	8.4 / 6.8	5-43.4 / 3-46.7	10-90.0 / 6-50.0	3 / 0
Totals	24-51 / 11-64	2-3 / 10-14	120:06 / 119:54	00:12	5.7 / 3.4	10.7 / 5.0	7.7 / 4.3	20-45.8 / 26-43.8	34-309.0 / 25-205.0	10 / 6

Note: Game totals are displayed in the format TEAM/OPPONENT for each category

ALABAMA INDIVIDUAL STATISTICS

Rushing

Player	gp	att	gain	loss	net	avg	td	lg	avg/g
Jalen Milroe	4	52	324	51	273	5.3	8	40	68.3
Jamarion Miller	4	34	277	4	273	8.0	3	56	68.3
Justice Haynes	4	25	207	7	200	8.0	2	85	50.0
Daniel Hill	3	13	38	1	37	2.8	1	11	12.3
Germie Bernard	4	3	31	0	31	10.3	1	13	7.8
Ty Simpson	2	4	34	8	26	6.5	1	17	13.0
Kevin Riley	1	7	26	0	26	3.7	0	9	26.0
Richard Young	2	9	27	3	24	2.7	0	8	12.0
Dylan Lonergan	1	1	16	0	16	16.0	0	16	16.0
Kendrick Law	4	2	7	1	6	3.0	0	7	1.5
Team	4	5	0	25	-25	-5.0	0	0	-6.3
Total	4	155	987	100	887	5.7	16	85	221.8
Opponents	4	140	571	94	477	3.4	3	21	119.3

Passing

Player	gp	effic	comp-att-int	pct	yds	td	lg	avg/g
Jalen Milroe	4	204.7	62-85-1	72.9	964	10	84	241.0
Ty Simpson	2	121.9	9-14-0	64.3	96	0	20	48.0
Total	4	193.0	71-99-1	71.7	1060	10	84	265.0
Opponents	4	97.0	83-157-5	52.9	786	4	67	196.5

Receiving

Player	gp	no	yds	avg	td	lg	avg/g
Ryan Williams	4	16	462	28.9	5	84	115.5
Germie Bernard	4	13	150	11.5	1	26	37.5
Kobe Prentice	4	7	92	13.1	1	20	23.0
CJ Dippre	4	6	58	9.7	0	15	14.5
Justice Haynes	4	6	21	3.5	0	10	5.3
Josh Cuevas	4	5	69	13.8	1	37	17.3
Caleb Odom	4	5	45	9.0	0	15	11.3
Emmanuel Henderson	4	3	54	18.0	0	34	13.5
Robbie Ouzts	4	2	10	5.0	0	7	2.5
Kendrick Law	4	2	41	20.5	1	22	10.3
Jamarion Miller	4	2	24	12.0	1	16	6.0
Cole Adams	3	2	20	10.0	0	15	6.7
Rico Scott	2	2	14	7.0	0	7	7.0
Total	4	71	1060	14.9	10	84	265.0
Opponents	4	83	786	9.5	4	67	196.5

ALABAMA INDIVIDUAL STATISTICS

Interceptions

Player	no.	yds	avg	td	lg
Keon Sabb	2	87	43.5	0	64
Domani Jackson	1	7	7.0	0	7
Jihaad Campbell	1	24	24.0	0	24
Zabien Brown	1	0	0.0	0	0
Total	5	118	23.6	0	64
Opponents	1	0	0.0	0	0

Kick Returns

Player	no.	yds	avg	td	lg
Kendrick Law	2	77	38.5	0	52
Ryan Williams	2	14	7.0	0	14
Cole Adams	1	15	15.0	0	15
Total	5	106	21.2	0	52
Opponents	10	205	20.5	0	28

Fumble Returns

Player	no.	yds	avg	td	lg
Quandarrius Robinson	1	0	0.0	0	0
Jah-Marien Latham	1	0	0.0	0	0
Zabien Brown	1	0	0.0	0	0
Total	3	0	0.0	0	0
Opponents	4	0	0.0	0	0

Scoring

Player	td	fg	PAT						pts
			kick	rush	rcv	pass	dxp	saf	
Jalen Milroe	8	-	-	-	-	1	-	-	48
Ryan Williams	5	-	-	-	-	-	-	-	30
Graham Nicholson	-	1-2	23-23	-	-	-	-	-	26
Jamarion Miller	4	-	-	-	-	-	-	-	24
Germie Bernard	2	-	-	-	1	-	-	-	14
Justice Haynes	2	-	-	-	-	-	-	-	12
Josh Cuevas	1	-	-	-	-	-	-	-	6
Kendrick Law	1	-	-	-	-	-	-	-	6
Kobe Prentice	1	-	-	-	-	-	-	-	6
Ty Simpson	1	-	-	-	-	-	-	-	6
Daniel Hill	1	-	-	-	-	-	-	-	6
Conor Talty	-	-	2-2	-	-	-	-	-	2
Total	26	1-2	25-25	0	1	1	0	1	188
Opponents	7	4-7	4-4	0	1	1	0	0	60

Total Offense

Player	g	plays	rush	pass	total	avg/g
Jalen Milroe	4	137	273	964	1237	309.3
Jamarion Miller	4	34	273	0	273	68.3
Justice Haynes	4	25	200	0	200	50.0
Ty Simpson	2	18	26	96	122	61.0
Daniel Hill	3	13	37	0	37	12.3
Germie Bernard	4	3	31	0	31	7.8
Kevin Riley	1	7	26	0	26	26.0
Richard Young	2	9	24	0	24	12.0
Dylan Lonergan	1	1	16	0	16	16.0
Kendrick Law	4	2	6	0	6	1.5
Team	4	0	-25	0	-25	-6.3
Total	4	254	887	1060	1947	486.8
Opponents	4	297	477	786	1263	315.8

Punt Returns

Player	no.	yds	avg	td	lg
Cole Adams	7	42	6.0	0	12
Jaylen Mbakwe	1	28	28.0	0	28
Ryan Williams	2	16	8.0	0	20
Total	10	86	8.6	0	28
Opponents	3	5	1.7	0	4

Punting

Player	no.	yds	avg	lg	tb	fc	i20	50+	blk
James Burnip	20	915	45.8	64	1	13	7	8	0
Total	20	915	45.8	64	1	13	7	8	0
Opponents	26	1138	43.8	59	2	4	5	6	0

Kickoffs

Player	no.	yds	avg	tb	ob	retn	net	ydln
Conor Talty	31	1984	64.0	15	0			
Total	31	1984	64.0	15	0	10	40.6	24
Opponents	16	1018	63.6	10	0	4	40.1	24

All Purpose

Player	g	rush	rcv	pr	kr	ir	total	avg/g
Ryan Williams	4	0	462	16	14	0	492	123.0
Jamarion Miller	4	273	24	0	0	0	297	74.3
Jalen Milroe	4	273	0	0	0	0	273	68.3
Justice Haynes	4	200	21	0	0	0	221	55.3
Germie Bernard	4	31	150	0	0	0	181	45.3
Kendrick Law	4	6	41	0	77	0	124	31.0
Kobe Prentice	4	0	92	0	0	0	92	23.0
Keon Sabb	4	0	0	0	0	87	87	21.8
Cole Adams	3	0	20	42	15	0	77	25.7
Josh Cuevas	4	0	69	0	0	0	69	17.3
CJ Dippre	4	0	58	0	0	0	58	14.5
Emmanuel Henderson	4	0	54	0	0	0	54	13.5
Caleb Odom	4	0	45	0	0	0	45	11.3
Daniel Hill	3	37	0	0	0	0	37	12.3
Jaylen Mbakwe	4	0	0	28	0	0	28	7.0
Ty Simpson	2	26	0	0	0	0	26	13.0
Kevin Riley	1	26	0	0	0	0	26	26.0
Jihaad Campbell	4	0	0	0	0	24	24	6.0
Richard Young	2	24	0	0	0	0	24	12.0
Dylan Lonergan	1	16	0	0	0	0	16	16.0
Rico Scott	2	0	14	0	0	0	14	7.0
Robbie Ouzts	4	0	10	0	0	0	10	2.5
Domani Jackson	4	0	0	0	0	7	7	1.8
Team	4	-25	0	0	0	0	-25	-6.3
Total	4	887	1060	86	106	118	2257	564.3
Opponents	4	477	786	5	205	0	1473	368.3

ALABAMA DEFENSIVE STATISTICS

Team Defense

##	Player	gp	Tackles				Sacks	Pass defense			Fumbles		blkd	
			ua	a	tot	tfl/yds		no-yds	int-yds	brup	qbh	fr-yds	ff	kick
11	Jihaad Campbell	4	19	13	32	3-12	0.5-2	1-24	1	
0	Deontae Lawson	4	17	14	31	3-16	1-11	.	3	.	.	1	.	
13	Malachi Moore	4	13	10	23	0.5-1	.	.	4	.	.	1	.	
96	Tim Keenan III	4	6	12	18	4-16	1.5-10	.	.	1	.	.	.	
3	Keon Sabb	4	11	5	16	0.5-1	.	2-87	3	
15	Justin Jefferson	4	9	4	13	1-1	1-1	1	.	
22	LT Overton	4	3	10	13	1-4	1-4	.	1	4	.	1	.	
34	Quandarius Robinson	4	6	6	12	3.5-30	3.5-30	.	.	2	1-0	1	.	
18	Bray Hubbard	4	7	4	11	1-2	
1	Domani Jackson	4	5	5	10	.	.	1-7	2	
4	Qua Russaw	4	3	7	10	2-9	1-6	.	.	1	.	1	.	
50	Tim Smith	4	2	8	10	0.5-0	.	.	.	3	.	.	.	
8	DeVonta Smith	4	6	3	9	.	.	.	5	1	.	.	.	
20	Jah-Marien Latham	4	4	4	8	1	1-0	.	.	
2	Zabien Brown	4	7	1	8	1-3	.	1-0	1	.	1-0	.	.	
16	Red Morgan	4	6	1	7	1-2	.	.	1	
30	Cayden Jones	4	3	2	5	
7	DaShawn Jones	4	3	2	5	1.5-3	.	.	2	
23	James Smith	4	2	3	5	.	.	.	2	2	.	.	.	
9	Jaylen Mbakwe	4	3	1	4	.	.	.	2	
42	Yhonzae Pierre	4	2	2	4	.	.	.	2	
41	Justin Okoronkwo	4	1	3	4	
19	Keanu Koht	4	3	1	4	0.5-3	0.5-3	
44	Damon Payne Jr.	4	2	2	4	
90	Jordan Renaud	3	1	2	3	
24	Noah Carter	1	.	2	2	
80	Josh Cuevas	4	.	2	2	
10	Jehiem Oatis	4	1	1	2	.	.	.	1	1	.	.	.	
6	Kameron Howard	3	.	2	2	
5	King Mack	4	1	1	2	
3	Emmanuel Henderson	4	.	1	1	
94	Edric Hill	3	.	1	1	
52	Tyler Booker	4	1	.	1	
12	Zavier Mincey	4	1	.	1	
20	Daniel Hill	3	.	1	1	
21	Dre Kirkpatrick Jr.	4	.	1	1	
47	Kolby Peavy	1	.	1	1	
40	Sterling Dixon	1	.	1	1	
33	Hunter Osborne	2	.	1	1	
Totals		4	148	140	288	24-103	10-67	5-118	30	16	3-0	6	0	1
Opponents		4	153	86	239	20-83	6-52	1-0	6	4	4-0	3	0	0

PARTICIPATION CHART

##	Player	GP-GS	WestKy	USF	Wisc	UG
0	Deontae Lawson	4/4	START	START	START	START
1	Domani Jackson	4/4	START	START	START	START
1	Kendrick Law	4/3	START	START	START	XXX
2	Zabien Brown	4/4	START	START	START	START
2	Ryan Williams	4/4	START	START	START	START
3	Keon Sabb	4/4	START	START	START	START
3	Emmanuel Henderson	4/0	XXX	XXX	XXX	XXX
4	Jalen Milroe	4/4	START	START	START	START
4	Qua Russaw	4/3	START	START	START	XXX
5	Germie Bernard	4/4	START	START	START	START
5	King Mack	4/0	XXX	XXX	XXX	XXX
6	Kobe Prentice	4/0	XXX	XXX	XXX	XXX
6	Kameron Howard	3/0	XXX	XXX	XXX	...
7	DaShawn Jones	4/0	XXX	XXX	XXX	XXX
7	Cole Adams	3/0	XXX	XXX	...	XXX
8	DeVonta Smith	4/4	START	START	START	START
9	Richard Young	2/0	XXX	...	XXX	...
9	Jaylen Mbakwe	4/0	XXX	XXX	XXX	XXX
10	Jehiem Oatis	4/0	XXX	XXX	XXX	XXX
10	Austin Mack	0/0
11	Ijhaad Campbell	4/4	START	START	START	START
11	Rico Scott	2/0	XXX	...	XXX	...
12	Dylan Lonergan	1/0	XXX
12	Zavier Mincey	4/0	XXX	XXX	XXX	XXX
13	Malachi Moore	4/4	START	START	START	START
14	Graham Nicholson	4/0	XXX	XXX	XXX	XXX
14	Jalen Hale	0/0
15	Ty Simpson	2/0	XXX	...	XXX	...
15	Justin Jefferson	4/0	XXX	XXX	XXX	XXX
16	Cade Carruth	0/0
16	Jaren Hamilton	2/0	XXX	...	XXX	...
16	Red Morgan	4/0	XXX	XXX	XXX	XXX
17	Amari Jefferson	0/0
18	Bray Hubbard	4/0	XXX	XXX	XXX	XXX
18	Caleb Odum	4/0	XXX	XXX	XXX	XXX
19	Keanu Koht	4/0	XXX	XXX	XXX	XXX
19	John Cooper	0/0
20	Jah-Marien Latham	4/4	START	START	START	START
20	Daniel Hill	3/0	XXX	...	XXX	XXX
21	Bubba Hampton	2/0	XXX	...	XXX	...
21	Dre Kirkpatrick Jr.	4/0	XXX	XXX	XXX	XXX
22	LT Overton	4/0	XXX	XXX	XXX	XXX
22	Justice Haynes	4/4	START	START	START	START
23	James Smith	4/0	XXX	XXX	XXX	XXX
24	Noah Carter	1/0	XXX
24	Jahlil Hurley	4/0	XXX	XXX	XXX	XXX
26	Jamarion Miller	4/0	XXX	XXX	XXX	XXX
26	Ryder Stewart	0/0
27	Michael Lorino	0/0
27	Walter Sansing	0/0
28	Peyton Yates	0/0
28	Kevin Riley	1/0	XXX
29	Ayden Moore	0/0
29	Fredrick Moore	0/0
30	Cayden Jones	4/0	XXX	XXX	XXX	XXX
31	Keon Keeley	1/0	XXX
31	Conor Talty	4/0	XXX	XXX	XXX	XXX
32	Jay Loper Jr.	1/0	XXX
32	Griffin Hanson	0/0
33	Hunter Osborne	2/0	XXX	...	XXX	...

##	Player	GP-GS	WestKy	USF	Wisc	UG
34	Quandarius Robinson	4/1	XXX	XXX	XXX	START
34	Coby McNeal	0/0
35	Jeremiah Alexander	1/0	XXX
36	QB Reese	3/0	XXX	XXX	XXX	...
37	Cole Davis	0/0
38	Alijah May	1/0	XXX
39	Kaleb Fleming	0/0
39	Jake Ivie	0/0
40	Sterling Dixon	1/0	XXX
41	JR Gardner	2/0	XXX	...	XXX	...
41	Justin Okoronkwo	4/0	XXX	XXX	XXX	XXX
42	MJ Chirgwin	1/0	XXX
42	Yhonzae Pierre	4/0	XXX	XXX	XXX	XXX
43	Jayshawn Ross	0/0
44	Damon Payne Jr.	4/0	XXX	XXX	XXX	XXX
45	Robbie Ouzts	4/1	XXX	XXX	XXX	START
45	Jay Williams	1/0	XXX
46	Chase Davis	0/0
46	Peyton Fox	1/0	XXX
47	Adam Thorsland	0/0
47	Kolby Peavy	1/0	XXX
48	Kneeland Hibbett	4/0	XXX	XXX	XXX	XXX
48	Prince Butler	0/0
49	Conner Warhurst	0/0
50	Tim Smith	4/4	START	START	START	START
50	Casey Poe	1/0	XXX
51	Noland Asberry	1/0	XXX
52	Tyler Booker	4/4	START	START	START	START
52	Alex Rozier	1/0	XXX
52	Braylon Chatman	0/0
53	Kade Wehby	0/0
53	Vito Perri	0/0
55	Roq Montgomery	4/0	XXX	XXX	XXX	XXX
56	Geno VanDeMark	4/1	XXX	START	XXX	XXX
56	JD Baird	0/0
57	Elijah Pritchett	4/3	START	XXX	START	START
58	Miles McVay	4/0	XXX	XXX	XXX	XXX
61	Graham Roten	1/0	XXX
62	Davis Peterson	0/0
63	Diego Camboia	0/0
64	Mac Smith	0/0
65	Naquill Bertrand	1/0	XXX
66	Baker Hickman	1/0	XXX
67	Wade Estess	0/0
68	Billy Roby	0/0
69	Joseph Ionata	1/0	XXX
70	William Sanders	1/0	XXX
71	Jackson Howell	0/0
72	Parker Brailsford	4/4	START	START	START	START
73	Olaus Alinen	4/0	XXX	XXX	XXX	XXX
74	Kadyn Proctor	2/2	START	START
75	Wilkin Formby	3/2	START	START	XXX	...
76	JD Martin	0/0
77	Jaeden Roberts	4/4	START	START	START	START
80	Josh Cuevas	4/0	XXX	XXX	XXX	XXX
81	CJ Dippre	4/4	START	START	START	START
82	Miguel Camboia	0/0
83	Cooper Mollyson	0/0
84	Colby Cruz	0/0
85	Lane Whisenhunt	0/0

##	Player	GP-GS	WestKy	USF	Wisc	UG
86	James Burnip	4/0	XXX	XXX	XXX	XXX
87	Danny Lewis	4/0	XXX	XXX	XXX	XXX
88	Isaia Faga	1/0	XXX	...
88	Jay Lindsey	2/0	XXX	...	XXX	...
89	Ty Lockwood	2/0	XXX	...	XXX	...
90	Jordan Renaud	3/0	XXX	XXX	XXX	...
92	Jeremiah Beaman	1/0	XXX	...
94	Edric Hill	3/0	XXX	XXX	XXX	...
95	Anderson Green	0/0
96	Tim Keenan III	4/4	START	START	START	START
97	Reid Schuback	0/0
98	Tucker Cornelius	0/0
99	Nick Serpa	0/0

ALABAMA RUSHING/RECEIVING/PASSING GAME-BY-GAME

Rushing

Player	No-Yds/TD	WestKy	USF	Wisc	UG
Jalen Milroe	52-273/8	10-79/2	12-2/2	14-75/2	16-117/2
Jamarion Miller	34-273/3	5-54/1	15-140/1	9-71/1	5-8/0
Justice Haynes	25-200/2	4-102/1	13-46/1	2-17/0	6-35/0
Daniel Hill	13-37/1	9-29/1	DNP	4-8/0	-
Richard Young	9-24/0	6-8/0	DNP	3-16/0	DNP
Kevin Riley	7-26/0	7-26/0	DNP	DNP	DNP
Ty Simpson	4-26/1	2-32/1	DNP	2--6/0	DNP
Germie Bernard	3-31/1	-	1-13/0	-	2-18/1
Kendrick Law	2-6/0	1-7/0	-	-	1--1/0
Dylan Lonergan	1-16/0	1-16/0	DNP	DNP	DNP

Receiving

Player	No-Yds/TD	WestKy	USF	Wisc	UG
Ryan Williams	16-462/5	2-139/2	4-68/1	4-78/1	6-177/1
Germie Bernard	13-150/1	1-17/0	4-53/0	3-55/1	5-25/0
Kobe Prentice	7-92/1	3-43/0	2-34/1	-	2-15/0
CJ Dippre	6-58/0	1-8/0	1-12/0	-	4-38/0
Justice Haynes	6-21/0	-	-	3-16/0	3-5/0
Josh Cuevas	5-69/1	1-4/0	1-5/0	1-37/1	2-23/0
Caleb Odom	5-45/0	2-23/0	1-6/0	2-16/0	-
Emmanuel Henderson	3-54/0	1-10/0	-	1-10/0	1-34/0
Kendrick Law	2-41/1	1-22/1	-	-	1-19/0
Jamarion Miller	2-24/1	-	1-8/0	-	1-16/1
Cole Adams	2-20/0	-	1-5/0	DNP	1-15/0
Rico Scott	2-14/0	-	DNP	2-14/0	DNP
Robbie Ouzts	2-10/0	-	1-3/0	-	1-7/0

#4 Jalen Milroe	Comp	Att	Int	Pct	Yards	TD	Long	Sacked	Effic.
Western Ky.	7	9	0	77.8	200	3	84	1-7	374.4
South Fla.	16	26	0	61.5	194	2	43	3-36	149.6
Wisconsin	12	17	0	70.6	196	3	47	1-1	225.7
Georgia	27	33	1	81.8	374	2	75	0-0	191.0
Totals	62	85	1	72.9	964	10	84	5-44	204.7

#15 Ty Simpson	Comp	Att	Int	Pct	Yards	TD	Long	Sacked	Effic.
Western Ky.	5	9	0	55.6	66	0	20	0-0	117.2
Wisconsin	4	5	0	80.0	30	0	9	1-8	130.4
Totals	9	14	0	64.3	96	0	20	1-8	121.9

ALABAMA TACKLES GAME-BY-GAME

Total Tackles

Player	S-A	Total	WestKy	USF	Wisc	UG
Jihaad Campbell	19-13	32	6-3	8-3	4-4	1-3
Deontae Lawson	17-14	31	3-6	3-2	4-3	7-3
Malachi Moore	13-10	23	2-0	4-3	4-3	3-4
Tim Keenan III	6-12	18	1-2	3-6	2-1	0-3
Keon Sabb	11-5	16	2-0	2-1	4-2	3-2
Justin Jefferson	9-4	13	0-2	8-2	-	1-0
LT Overton	3-10	13	1-3	0-1	2-4	0-2
Quandarius Robinson	6-6	12	1-0	4-3	1-1	0-2
Bray Hubbard	7-4	11	5-1	1-3	-	1-0
Domani Jackson	5-5	10	1-0	0-2	-	4-3
Qua Russaw	3-7	10	0-4	1-1	1-1	1-1
Tim Smith	2-8	10	0-1	1-4	1-2	0-1
DeVonta Smith	6-3	9	1-1	1-0	3-0	1-2
Zabien Brown	7-1	8	-	-	2-0	5-1
Jah-Marien Latham	4-4	8	1-0	0-3	2-1	1-0
Red Morgan	6-1	7	1-0	1-0	3-0	1-1
DaShawn Jones	3-2	5	1-0	0-1	0-1	2-0
Cayden Jones	3-2	5	0-1	1-0	2-1	-
James Smith	2-3	5	0-3	-	1-0	1-0
Jaylen Mbakwe	3-1	4	3-1	-	-	-
Keanu Koht	3-1	4	-	-	3-0	0-1
Yhonzae Pierre	2-2	4	1-0	-	1-1	0-1
Damon Payne Jr.	2-2	4	-	1-2	-	1-0
Justin Okoronkwo	1-3	4	-	0-1	1-1	0-1
Jordan Renaud	1-2	3	-	0-1	1-1	DNP
King Mack	1-1	2	-	-	1-0	0-1
Jehiem Oatis	1-1	2	1-1	-	-	-
Kameron Howard	0-2	2	0-1	0-1	-	DNP
Noah Carter	0-2	2	0-2	DNP	DNP	DNP
Josh Cuevas	0-2	2	-	-	0-1	0-1
Zavier Mincey	1-0	1	-	-	1-0	-
Tyler Booker	1-0	1	-	-	-	1-0
Emmanuel Henderson	0-1	1	-	-	0-1	-
Daniel Hill	0-1	1	0-1	DNP	-	-
Dre Kirkpatrick Jr.	0-1	1	-	-	-	0-1
Hunter Osborne	0-1	1	-	DNP	0-1	DNP
Sterling Dixon	0-1	1	0-1	DNP	DNP	DNP
Kolby Peavy	0-1	1	0-1	DNP	DNP	DNP
Edric Hill	0-1	1	0-1	-	-	DNP

SUPERLATIVES

Alabama - Game Highs

RUSHES	47	Western Ky. (08/31/2024)
YARDS RUSHING	334	Western Ky. (08/31/2024)
YARDS PER RUSH	7.1	Western Ky. (08/31/2024)
TD RUSHES	6	Western Ky. (08/31/2024)
PASS ATTEMPTS	33	Georgia (09/28/2024)
PASS COMPLETIONS	27	Georgia (09/28/2024)
YARDS PASSING	374	Georgia (09/28/2024)
YARDS PER PASS	14.8	Western Ky. (08/31/2024)
TD PASSES	3	at Wisconsin (09/14/2024)
	3	Western Ky. (08/31/2024)
TOTAL PLAYS	68	South Fla. (09/07/2024)
TOTAL OFFENSE	600	Western Ky. (08/31/2024)
YARDS PER PLAY	9.2	Western Ky. (08/31/2024)
POINTS	63	Western Ky. (08/31/2024)
SACKS BY	4	South Fla. (09/07/2024)
FIRST DOWNS	25	Western Ky. (08/31/2024)
PENALTIES	13	South Fla. (09/07/2024)
PENALTY YARDS	120	South Fla. (09/07/2024)
TURNOVERS	3	South Fla. (09/07/2024)
PUNTS	7	South Fla. (09/07/2024)
PUNTING AVG	50.7	Western Ky. (08/31/2024)
LONG PUNT	64	at Wisconsin (09/14/2024)
PUNTS INSIDE 20	4	at Wisconsin (09/14/2024)
LONG PUNT RETURN	28	South Fla. (09/07/2024)

Opponent - Game Highs

RUSHES	46	South Fla. (09/07/2024)
YARDS RUSHING	206	South Fla. (09/07/2024)
YARDS PER RUSH	4.5	South Fla. (09/07/2024)
TD RUSHES	2	Georgia (09/28/2024)
PASS ATTEMPTS	50	Georgia (09/28/2024)
PASS COMPLETIONS	27	Georgia (09/28/2024)
YARDS PASSING	439	Georgia (09/28/2024)
YARDS PER PASS	8.8	Georgia (09/28/2024)
TD PASSES	3	Georgia (09/28/2024)
TOTAL PLAYS	82	South Fla. (09/07/2024)
TOTAL OFFENSE	519	Georgia (09/28/2024)
YARDS PER PLAY	6.8	Georgia (09/28/2024)
POINTS	34	Georgia (09/28/2024)
SACKS BY	3	South Fla. (09/07/2024)
FIRST DOWNS	25	Georgia (09/28/2024)
PENALTIES	11	South Fla. (09/07/2024)
PENALTY YARDS	92	South Fla. (09/07/2024)
TURNOVERS	4	Georgia (09/28/2024)
PUNTS	9	South Fla. (09/07/2024)
	9	Western Ky. (08/31/2024)
PUNTING AVG	46.7	Georgia (09/28/2024)
LONG PUNT	59	at Wisconsin (09/14/2024)
PUNTS INSIDE 20	2	at Wisconsin (09/14/2024)
	2	South Fla. (09/07/2024)
LONG PUNT RETURN	4	South Fla. (09/07/2024)

Alabama - Individual Game Highs

RUSHES	16	Jalen Milroe vs Georgia (09/28/2024)
YARDS RUSHING	140	Jamarion Miller vs South Fla. (09/07/2024)
TD RUSHES	2	Jalen Milroe vs Georgia (09/28/2024)
	2	Jalen Milroe at Wisconsin (09/14/2024)
	2	Jalen Milroe vs South Fla. (09/07/2024)
	2	Jalen Milroe vs Western Ky. (08/31/2024)
LONG RUSH	85	Justice Haynes vs Western Ky. (08/31/2024)
PASS ATTEMPTS	33	Jalen Milroe vs Georgia (09/28/2024)
PASS COMPLETIONS	27	Jalen Milroe vs Georgia (09/28/2024)
YARDS PASSING	374	Jalen Milroe vs Georgia (09/28/2024)
TD PASSES	3	Jalen Milroe at Wisconsin (09/14/2024)
	3	Jalen Milroe vs Western Ky. (08/31/2024)
LONG PASS	84	Jalen Milroe vs Western Ky. (08/31/2024)
RECEPTIONS	6	Ryan Williams vs Georgia (09/28/2024)
YARDS RECEIVING	177	Ryan Williams vs Georgia (09/28/2024)
TD RECEPTIONS	2	Ryan Williams vs Western Ky. (08/31/2024)
LONG RECEPTION	84	Ryan Williams vs Western Ky. (08/31/2024)
PUNTS	7	James Bumip vs South Fla. (09/07/2024)
PUNTING AVG	50.7	James Bumip vs Western Ky. (08/31/2024)
LONG PUNT	64	James Bumip at Wisconsin (09/14/2024)
PUNTS INSIDE 20	4	James Bumip at Wisconsin (09/14/2024)
LONG PUNT RETURN	28	Jaylen Mbakwe vs South Fla. (09/07/2024)
LONG KICKOFF RETURN	52	Kendrick Law vs South Fla. (09/07/2024)
TACKLES	11	Jihaad Campbell vs South Fla. (09/07/2024)
SACKS	1.5	Tim Keenan III vs South Fla. (09/07/2024)
TACKLES FOR LOSS	2.5	Tim Keenan III vs South Fla. (09/07/2024)

Opponent - Individual Game Highs

RUSHES	23	Byrum Brown vs South Fla. (09/07/2024)
YARDS RUSHING	108	Byrum Brown vs South Fla. (09/07/2024)
TD RUSHES	1	Trevor Etienne vs Georgia (09/28/2024)
	1	Dillon Bell vs Georgia (09/28/2024)
	1	Ta'Ron Keith vs South Fla. (09/07/2024)
LONG RUSH	21	Chez Mellusi at Wisconsin (09/14/2024)
PASS ATTEMPTS	50	Carson Beck vs Georgia (09/28/2024)
PASS COMPLETIONS	27	Carson Beck vs Georgia (09/28/2024)
YARDS PASSING	439	Carson Beck vs Georgia (09/28/2024)
TD PASSES	3	Carson Beck vs Georgia (09/28/2024)
LONG PASS	67	Carson Beck vs Georgia (09/28/2024)
RECEPTIONS	9	Will Pauling at Wisconsin (09/14/2024)
YARDS RECEIVING	132	Arian Smith vs Georgia (09/28/2024)
TD RECEPTIONS	1	Arian Smith vs Georgia (09/28/2024)
	1	Dillon Bell vs Georgia (09/28/2024)
	1	Lawson Luckie vs Georgia (09/28/2024)
	1	Will Pauling at Wisconsin (09/14/2024)
LONG RECEPTION	67	Dillon Bell vs Georgia (09/28/2024)
FIELD GOALS	3	John Cannon vs South Fla. (09/07/2024)
LONG FIELD GOALS	53	Nathaniel Vagos at Wisconsin (09/14/2024)
PUNTS	9	Andrew Stokes vs South Fla. (09/07/2024)
	9	Cole Maynard vs Western Ky. (08/31/2024)
PUNTING AVG	46.7	Brett Thorson vs Georgia (09/28/2024)
LONG PUNT	59	Atticus Bertrams at Wisconsin (09/14/2024)
PUNTS INSIDE 20	2	Atticus Bertrams at Wisconsin (09/14/2024)
	2	Andrew Stokes vs South Fla. (09/07/2024)
LONG PUNT RETURN	4	Sean Atkins vs South Fla. (09/07/2024)
LONG KICKOFF RETURN	28	Anthony Evans III vs Georgia (09/28/2024)
TACKLES	10	Dan Jackson vs Georgia (09/28/2024)
	10	De'Shawn Rucker vs South Fla. (09/07/2024)
SACKS	1	Leon Lowery at Wisconsin (09/14/2024)
	1	Christian Allegro at Wisconsin (09/14/2024)
	1	Jason Vaughn vs South Fla. (09/07/2024)
	1	Mac Harris vs South Fla. (09/07/2024)
	1	Kajuan Banks vs South Fla. (09/07/2024)
	1	Hosea Wheeler vs Western Ky. (08/31/2024)
TACKLES FOR LOSS	2	Malaki Starks vs Georgia (09/28/2024)
	2	Aaron Witt at Wisconsin (09/14/2024)
INTERCEPTIONS	1	Dan Jackson vs Georgia (09/28/2024)

ALABAMA DRIVE CHARTS

WESTERN KENTUCKY

Team	Qtr	Drive Started			Drive Ended			Consumed	
		Spot	Time	Obtained	Spot	Time	How lost	PI - Yds	TOP
ALA	1st	ALA31	12:50	Punt	ALA28	11:20	Punt	3 - 3	01:30
ALA		WKU16	10:48	Interception	WKU00	10:07	*TOUCHDOWN	2 - 16	00:41
ALA		WKU26	06:32	Interception	WKU00	05:01	*TOUCHDOWN	3 - 26	01:31
ALA		ALA19	03:46	Punt	WKU00	02:27	*TOUCHDOWN	4 - 81	01:19
ALA		ALA28	01:39	Punt	ALA20	00:12	Fumble	3 - -8	01:27
ALA	2nd	ALA20	13:39	FieldGoalMissed	WKU00	12:35	*TOUCHDOWN	2 - 80	01:04
ALA		ALA04	03:26	Downs	WKU00	02:53	*TOUCHDOWN	2 - 96	00:33
ALA		ALA45	01:45	Punt	WKU00	01:30	*TOUCHDOWN	2 - 55	00:15
ALA	3rd	ALA25	15:00	Kickoff	ALA29	13:13	Punt	3 - 4	01:47
ALA		ALA39	10:40	Punt	WKU00	06:30	*TOUCHDOWN	9 - 61	04:10
ALA		ALA47	05:38	Punt	WKU00	02:51	*TOUCHDOWN	6 - 53	02:47
ALA		ALA25	01:39	Punt	ALA26	00:45	Punt	3 - 1	00:54
ALA	4th	ALA21	14:02	Punt	WKU00	10:04	*TOUCHDOWN	10 - 79	03:58
ALA		ALA33	08:39	Punt	WKU12	00:00	End of half	13 - 55	08:39

Alabama	Q1	Q2	Q3	Q4	H1	H2	Total
Time of possession	06:28	01:52	09:38	12:37	08:20	22:15	30:35
3rd down conversions	2-4	0-0	2-4	4-5	2-4	6-9	8-13
Average field position	ALA47	ALA23	ALA34	ALA27	ALA38	ALA32	ALA35
4th down conversions	0-0	0-0	0-0	1-1	0-0	1-1	1-1

SOUTH FLORIDA

Team	Qtr	Drive Started			Drive Ended			Consumed	
		Spot	Time	Obtained	Spot	Time	How lost	PI - Yds	TOP
ALA	1st	ALA25	11:26	Kickoff	ALA28	10:20	Punt	3 - 3	01:06
ALA		ALA35	09:07	Punt	USF00	05:08	*TOUCHDOWN	10 - 65	03:59
ALA		ALA14	04:04	Punt	ALA13	02:40	Punt	3 - -1	01:24
ALA		ALA20	00:50	Punt	ALA07	13:00	Punt	5 - -13	02:50
ALA	2nd	ALA25	09:45	Kickoff	USF00	03:28	*TOUCHDOWN	11 - 75	06:17
ALA		ALA26	02:33	Punt	ALA15	00:59	Punt	3 - -11	01:34
ALA		ALA10	00:19	Punt	ALA08	00:00	End of half	1 - -2	00:19
ALA	3rd	ALA35	13:35	FieldGoalMissed	ALA21	12:01	Punt	3 - -14	01:34
ALA		ALA25	11:29	Punt	ALA39	10:55	Fumble	2 - 14	00:34
ALA		ALA25	09:35	Kickoff	ALA28	08:41	Punt	3 - 3	00:54
ALA		ALA35	07:24	Punt	ALA40	06:07	Punt	3 - 5	01:17
ALA		ALA45	04:19	Punt	USF04	13:44	Fumble	11 - 51	05:35
ALA	4th	USF34	11:50	Punt	USF00	10:04	*TOUCHDOWN	4 - 34	01:46
ALA		ALA25	06:45	Kickoff	USF00	05:50	*TOUCHDOWN	3 - 75	00:55
ALA		ALA40	03:20	Downs	USF00	02:30	*TOUCHDOWN	2 - 60	00:50
ALA		USF29	01:47	Downs	USF00	01:37	*TOUCHDOWN	1 - 29	00:10

Alabama	Q1	Q2	Q3	Q4	H1	H2	Total
Time of possession	07:19	10:10	08:47	04:57	17:29	13:44	31:13
3rd down conversions	0-3	2-3	2-6	1-1	2-6	3-7	5-13
Average field position	ALA24	ALA20	ALA33	USF49	ALA22	ALA41	ALA33
4th down conversions	0-0	0-0	0-0	0-0	0-0	0-0	0-0

WISCONSIN

Team	Qtr	Drive Started			Drive Ended			Consumed	
		Spot	Time	Obtained	Spot	Time	How lost	PI - Yds	TOP
ALA	1st	ALA25	09:51	Kickoff	WIS27	05:53	Missed FG	10 - 48	03:58
ALA		ALA40	01:43	Downs	WIS00	00:20	*TOUCHDOWN	4 - 60	01:23
ALA	2nd	ALA36	14:40	Punt	ALA42	13:44	Punt	3 - 6	00:56
ALA		WIS28	13:05	Fumble	WIS00	09:43	*TOUCHDOWN	7 - 28	03:22
ALA		ALA13	05:48	Punt	ALA20	04:02	Punt	3 - 7	01:46
ALA		ALA27	00:36	FieldGoalMissed	WIS00	00:19	*TOUCHDOWN	2 - 73	00:17
ALA	3rd	ALA25	15:00	Kickoff	WIS00	12:40	*TOUCHDOWN	5 - 75	02:20
ALA		ALA25	04:26	Kickoff	ALA30	02:27	Punt	3 - 5	01:59
ALA		WIS18	02:20	Fumble	WIS00	01:11	*TOUCHDOWN	3 - 18	01:09
ALA	4th	ALA46	13:47	Punt	WIS43	11:53	Punt	5 - 11	01:54
ALA		WIS37	10:13	Punt	WIS00	10:05	*TOUCHDOWN	1 - 37	00:08
ALA		ALA12	08:39	Punt	ALA44	02:07	Punt	11 - 32	06:32

Alabama	Q1	Q2	Q3	Q4	H1	H2	Total
Time of possession	05:21	06:21	05:28	08:34	11:42	14:02	25:44
3rd down conversions	2-3	2-4	2-3	2-4	4-7	4-7	8-14
Average field position	ALA33	ALA37	ALA44	ALA40	ALA36	ALA42	ALA39
4th down conversions	0-0	0-0	0-0	0-0	0-0	0-0	0-0

GEORGIA

Team	Qtr	Drive Started			Drive Ended			Consumed	
		Spot	Time	Obtained	Spot	Time	How lost	PI - Yds	TOP
ALA	1st	ALA30	14:54	Kickoff	UGA00	10:11	*TOUCHDOWN	8 - 70	04:43
ALA		ALA16	07:50	Punt	UGA00	04:39	*TOUCHDOWN	6 - 84	03:11
ALA		UGA22	03:46	Interception	UGA00	02:21	*TOUCHDOWN	3 - 22	01:25
ALA		ALA33	00:43	Punt	UGA00	12:24	*TOUCHDOWN	6 - 67	03:19
ALA	2nd	ALA25	06:43	Kickoff	UGA35	02:59	Downs	7 - 40	03:44
ALA		UGA25	02:50	Interception	UGA13	01:54	Interception	3 - 12	00:56
ALA		ALA22	01:31	Kickoff	ALA47	00:19	Punt	6 - 25	01:12
ALA	3rd	ALA26	13:21	Punt	ALA32	11:50	Punt	3 - 6	01:31
ALA		ALA21	05:00	Kickoff	UGA10	01:23	*FIELD GOAL	7 - 69	03:37
ALA	4th	UGA47	13:43	Fumble	UGA42	11:32	Punt	3 - 5	02:11
ALA		ALA25	09:46	Kickoff	ALA38	07:14	Punt	6 - 13	02:32
ALA		ALA03	05:36	Kickoff	ALA26	02:42	Punt	5 - 23	02:54
ALA		ALA25	02:31	Kickoff	UGA00	02:18	*TOUCHDOWN	1 - 75	00:13
ALA		ALA20	00:43	Interception	ALA16	00:00	End of half	2 - 4	00:43

Alabama	Q1	Q2	Q3	Q4	H1	H2	Total
Time of possession	10:08	08:36	05:14	08:36	18:44	13:50	32:34
3rd down conversions	2-3	0-2	0-2	1-4	2-5	1-6	3-11
Average field position	ALA39	ALA41	ALA24	ALA25	ALA40	ALA25	ALA32
4th down conversions	1-1	0-1	0-0	0-0	1-2	0-0	1-2

OPPONENT DRIVE CHARTS

WESTERN KENTUCKY

Team	Qtr	Drive Started			Drive Ended			Consumed	
		Spot	Time	Obtained	Spot	Time	How lost	PI - Yds	TOP
WKU	1st	WKU25	15:00	Kickoff	WKU31	12:50	Punt	5 - 6	02:10
WKU		WKU20	11:20	Punt	WKU22	10:48	Interception	2 - 2	00:32
WKU		WKU25	10:07	Kickoff	ALA22	06:32	Interception	8 - 53	03:35
WKU		WKU25	05:01	Kickoff	WKU30	03:46	Punt	3 - 5	01:15
WKU		WKU25	02:27	Kickoff	WKU30	01:39	Punt	3 - 5	00:48
WKU		ALA20	00:12	Fumble	ALA20	13:39	Missed FG	4 - 0	01:33
WKU	2nd	WKU25	12:35	Kickoff	ALA04	03:26	Downs	21 - 71	09:09
WKU		WKU25	02:53	Kickoff	WKU29	01:45	Punt	3 - 4	01:08
WKU		WKU25	01:30	Kickoff	WKU25	00:00	End of half	3 - 0	01:30
WKU	3rd	WKU17	13:13	Punt	WKU16	10:40	Punt	4 - 1	02:33
WKU		WKU20	06:25	Kickoff	WKU18	05:38	Punt	3 - 2	00:47
WKU		WKU25	02:51	Kickoff	WKU28	01:39	Punt	3 - 3	01:12
WKU		WKU28	00:45	Punt	WKU27	14:02	Punt	3 - 1	01:43
WKU	4th	WKU27	09:58	Kickoff	WKU32	06:39	Punt	3 - 5	01:19

Western Ky.	Q1	Q2	Q3	Q4	H1	H2	Total
Time of possession	08:32	13:08	05:22	02:23	21:40	07:45	29:25
3rd down conversions	0-5	3-8	0-4	0-1	3-13	0-5	3-18
Average field position	WKU33	WKU25	WKU23	WKU27	WKU31	WKU23	WKU28
4th down conversions	0-0	2-3	0-0	0-0	2-3	0-0	2-3

SOUTH FLORIDA

Team	Qtr	Drive Started			Drive Ended			Consumed	
		Spot	Time	Obtained	Spot	Time	How lost	PI - Yds	TOP
USF	1st	USF25	14:54	Kickoff	ALA15	11:26	*FIELD GOAL	13 - 60	03:28
USF		USF22	10:20	Punt	USF26	09:07	Punt	3 - 4	01:13
USF		USF25	05:08	Kickoff	USF34	04:04	Punt	3 - 9	01:04
USF		USF37	02:40	Punt	ALA38	00:50	Punt	6 - 25	01:50
USF	2nd	USF43	13:00	Punt	ALA07	09:45	*FIELD GOAL	9 - 50	03:15
USF		USF25	03:28	Kickoff	USF28	02:33	Punt	3 - 3	00:55
USF		USF48	00:59	Punt	ALA50	00:19	Punt	3 - 2	00:40
USF	3rd	USF48	14:51	Kickoff	ALA35	13:35	Missed FG	5 - 17	01:16
USF		ALA45	12:01	Punt	ALA43	11:29	Punt	3 - 3	00:32
USF		ALA39	10:55	Fumble	ALA00	09:35	*TOUCHDOWN	5 - 39	01:20
USF		USF35	08:41	Punt	USF25	07:24	Punt	3 - 10	01:17
USF		USF12	06:07	Punt	USF15	04:19	Punt	4 - 3	01:48
USF	4th	USF04	13:44	Fumble	USF13	11:50	Punt	3 - 9	01:54
USF		USF25	10:04	Kickoff	ALA04	06:45	*FIELD GOAL	8 - 71	03:19
USF		USF25	05:50	Kickoff	ALA40	03:20	Downs	8 - 35	02:30
USF		USF25	02:30	Kickoff	USF29	01:47	Downs	4 - 4	00:43
USF		USF21	01:30	Kickoff	USF35	00:00	End of half	3 - 14	01:30

South Fla.	Q1	Q2	Q3	Q4	H1	H2	Total
Time of possession	07:41	04:50	06:13	10:03	12:31	16:16	28:47
3rd down conversions	1-6	0-3	0-4	1-5	1-9	1-9	2-18
Average field position	USF27	USF39	USF42	USF20	USF32	USF31	USF32
4th down conversions	0-0	0-0	0-0	0-2	0-0	0-2	0-2

WISCONSIN

Team	Qtr	Drive Started			Drive Ended			Consumed	
		Spot	Time	Obtained	Spot	Time	How lost	PI - Yds	TOP
WIS	1st	WIS25	14:50	Kickoff	ALA35	09:51	*FIELD GOAL	10 - 40	04:59
WIS		WIS28	05:53	FieldGoalMissed	ALA39	01:43	Downs	8 - 33	04:10
WIS		WIS25	00:20	Kickoff	WIS27	14:40	Punt	3 - 2	00:40
WIS	2nd	WIS05	13:44	Punt	WIS28	13:05	Fumble	2 - 23	00:39
WIS		WIS25	09:43	Kickoff	WIS41	05:48	Punt	7 - 16	03:55
WIS		WIS16	04:02	Punt	ALA27	00:36	Missed FG	10 - 57	03:26
WIS		WIS27	00:07	Kickoff	WIS34	00:00	End of half	1 - 7	00:07
WIS	3rd	WIS25	12:40	Kickoff	ALA00	04:26	*TOUCHDOWN	17 - 75	08:14
WIS		WIS20	02:27	Punt	WIS18	02:20	Fumble	1 - -2	00:07
WIS		WIS18	00:58	Kickoff	WIS39	13:47	Punt	4 - 21	02:11
WIS	4th	WIS09	11:53	Punt	WIS16	10:13	Punt	3 - 7	01:40
WIS		WIS25	10:05	Kickoff	WIS29	08:39	Punt	3 - 4	01:26
WIS		WIS11	02:07	Punt	WIS28	00:00	End of half	5 - 17	02:07

Wisconsin	Q1	Q2	Q3	Q4	H1	H2	Total
Time of possession	09:39	08:39	09:32	06:26	18:18	15:58	34:16
3rd down conversions	1-4	0-3	1-4	1-3	1-7	2-7	3-14
Average field position	WIS26	WIS18	WIS21	WIS15	WIS22	WIS18	WIS20
4th down conversions	0-1	1-1	2-2	0-0	1-2	2-2	3-4

GEORGIA

Team	Qtr	Drive Started			Drive Ended			Consumed	
		Spot	Time	Obtained	Spot	Time	How lost	PI - Yds	TOP
UGA	1st	UGA20	10:06	Kickoff	UGA24	07:50	Punt	4 - 4	02:16
UGA		UGA25	04:39	Kickoff	UGA27	03:46	Interception	3 - 2	00:53
UGA		UGA21	02:14	Kickoff	UGA27	00:43	Punt	3 - 6	01:31
UGA	2nd	UGA25	12:24	Kickoff	ALA00	06:43	*TOUCHDOWN	11 - 75	05:41
UGA		UGA35	02:59	Downs	UGA35	02:50	Interception	1 - 0	00:09
UGA		UGA05	01:54	Interception	UGA00	01:39	*SAFETY	3 - 5	00:15
UGA		UGA08	00:19	Punt	ALA36	00:00	End of half	3 - 56	00:19
UGA	3rd	UGA41	14:54	Kickoff	UGA30	13:21	Punt	3 - 11	01:33
UGA		UGA20	11:50	Punt	ALA00	05:06	*TOUCHDOWN	15 - 80	06:44
UGA		UGA25	01:23	Kickoff	UGA47	13:43	Fumble	8 - 22	02:40
UGA	4th	UGA20	11:32	Punt	ALA00	09:46	*TOUCHDOWN	6 - 80	01:46
UGA		UGA22	07:14	Punt	ALA00	05:39	*TOUCHDOWN	4 - 78	01:35
UGA		UGA33	02:42	Punt	ALA00	02:31	*TOUCHDOWN	1 - 67	00:11
UGA		UGA25	02:18	Kickoff	ALA20	00:43	Interception	11 - 55	01:35

Georgia	Q1	Q2	Q3	Q4	H1	H2	Total
Time of possession	04:52	06:24	09:46	06:24	11:16	16:10	27:26
3rd down conversions	0-3	0-2	1-6	2-4	0-5	3-10	3-15
Average field position	UGA22	UGA18	UGA29	UGA25	UGA20	UGA27	UGA23
4th down conversions	0-0	1-1	3-3	1-1	1-1	4-4	5-5

ALABAMA BY QUARTER STATS

3rd-Down Conversions

Date	Opponent	Score	Overall	1st Qtr	2nd Qtr	3rd Qtr	4th Qtr	Overtime
08/31/2024	Western Ky.	W 63-0	8-13 61.5	2-4 50.0	0-0 0.0	2-4 50.0	4-5 80.0	0-0 0.0
09/07/2024	South Fla.	W 42-16	5-13 38.5	0-2 0.0	2-4 50.0	1-4 25.0	2-3 66.7	0-0 0.0
09/14/2024	at Wisconsin	W 42-10	8-14 57.1	2-3 66.7	2-4 50.0	2-3 66.7	2-4 50.0	0-0 0.0
09/28/2024	Georgia	W 41-34	3-11 27.3	2-2 100.0	0-3 0.0	0-2 0.0	1-4 25.0	0-0 0.0
Alabama			24-51 47.1	6-11 54.5	4-11 36.4	5-13 38.5	9-16 56.3	0-0 0.0
Opponents			11-64 17.2	2-15 13.3	3-18 16.7	2-15 13.3	4-16 25.0	0-0 0.0

4th-Down Conversions

Date	Opponent	Score	Overall	1st Qtr	2nd Qtr	3rd Qtr	4th Qtr	Overtime
08/31/2024	Western Ky.	W 63-0	1-1 100.0	0-0 0.0	0-0 0.0	0-0 0.0	1-1 100.0	0-0 0.0
09/07/2024	South Fla.	W 42-16	0-0 0.0	0-0 0.0	0-0 0.0	0-0 0.0	0-0 0.0	0-0 0.0
09/14/2024	at Wisconsin	W 42-10	0-0 0.0	0-0 0.0	0-0 0.0	0-0 0.0	0-0 0.0	0-0 0.0
09/28/2024	Georgia	W 41-34	1-2 50.0	0-0 0.0	1-2 50.0	0-0 0.0	0-0 0.0	0-0 0.0
Alabama			2-3 66.7	0-0 0.0	1-2 50.0	0-0 0.0	1-1 100.0	0-0 0.0
Opponents			10-14 71.4	0-1 0.0	4-5 80.0	4-4 100.0	2-4 50.0	0-0 0.0

Time of Possession

Date	Opponent	Score	Overall	1st Qtr	2nd Qtr	3rd Qtr	4th Qtr	Overtime
08/31/2024	Western Ky.	W 63-0	30:35	06:28	01:52	09:38	12:37	00:00
09/07/2024	South Fla.	W 42-16	31:13	06:29	11:00	04:28	09:16	00:00
09/14/2024	at Wisconsin	W 42-10	25:44	05:21	06:21	05:28	08:34	00:00
09/28/2024	Georgia	W 41-34	32:34	09:25	09:19	05:14	08:36	00:00
Alabama			Total 120:06	27:43	28:32	24:48	39:03	00:00
			Avg. 30:01	06:56	07:08	06:12	09:46	00:00
Opponents			Total 119:54	30:12	33:33	27:47	28:22	00:00
			Avg. 29:59	07:33	08:23	06:57	07:06	00:00

2024 RECAPS AND BOX SCORES



WESTERN KENTUCKY (0-1) 0
ALABAMA (1-0) 63

SATURDAY, AUG. 31 • BRYANT-DENNY STADIUM • TUSCALOOSA, ALA.
ATTENDANCE: 100,077 • TV: ESPN

TUSCALOOSA, Ala. – The No. 5/5 Alabama football team began the 2024 season in style, as head coach Kalen DeBoer earned his first victory in his Crimson Tide debut following a 63-0 win over Western Kentucky Saturday night in front of a sold-out crowd at Bryant-Denny Stadium.

Alabama produced 600 yards of total offense in its first showing of the season while limiting Western Kentucky to just 145 total yards. Quarterback Jalen Milroe needed just seven completions on nine attempts to notch 200 yards through the air, including three touchdowns. He added two rushing scores to his ledger as well, accounting for five total touchdowns in the win. Wide receiver Ryan Williams' first two catches as a member of the Crimson Tide both found the end zone with the freshman totaling 139 yards in his first collegiate game. Kendrick Law's lone reception resulted in a 22-yard touchdown.

Justice Haynes led Alabama with 102 rushing yards on four carries, highlighted by an 85-yard touchdown run in the second quarter. After the starters were pulled midway through the third quarter, running back Daniel Hill and quarterback Ty Simpson each provided rushing touchdowns late in the ballgame.

Defensively, Keon Sabb shined in his initial Alabama appearance, nabbing two first half interceptions. Deontae Lawson and Jihaad Campbell led Alabama with nine total tackles apiece, while Que Robinson notched the Crimson Tide's only sack.

	1	2	3	4	Score
Western Kentucky	0	0	0	0	0
Alabama	21	21	14	7	63

SCORING SUMMARY

1st	10:07	UA	Jalen Milroe 12 yard rush (Graham Nicholson kick), 2-16, 0:41	WKU 0 - UA 7
1st	05:01	UA	Kendrick Law 22 yard pass from Jalen Milroe (Graham Nicholson kick), 3-26, 1:31	WKU 0 - UA 14
1st	02:27	UA	Ryan Williams 84 yard pass from Jalen Milroe (Graham Nicholson kick), 4-81, 1:19	WKU 0 - UA 21
2nd	12:35	UA	Jam Miller 39 yard rush (Graham Nicholson kick), 2-90, 1:04	WKU 0 - UA 28
2nd	02:53	UA	Justice Haynes 85 yard rush (Graham Nicholson kick), 2-96, 0:33	WKU 0 - UA 35
2nd	01:30	UA	Ryan Williams 55 yd pass from Jalen Milroe (Graham Nicholson kick), 2-55, 0:15	WKU 0 - UA 42
3rd	06:30	UA	Jalen Milroe 21 yard rush (Graham Nicholson kick), 9-61, 4:10	WKU 0 - UA 49
3rd	02:51	UA	Daniel Hill 2 yard rush (Conor Talty kick), 6-53, 2:47	WKU 0 - UA 56
4th	10:04	UA	Ty Simpson 15 yard rush (Conor Talty kick), 10-79, 3:58	WKU 0 - UA 63

TIME DETAILS

	WKU	UA
FIRST DOWNS	10	25
RUSHES-YARDS (NET)	27-42	47-334
PASSING YDS (NET)	103	266
Passes Comp-Att-Int	22-40-2	12-18-0
TOTAL OFFENSE PLAYS-YARDS	67-145	65-600
Fumble Returns-Yards	0-0-0	0-0-0
Punt Returns-Yards	0-0-0	5-42-0
Kickoff Returns-Yards	2-38-0	0-0-0
Interception Returns-Yards	0-0-0	2-87-0
Punts (Number-Avg)	9-49.9	3-50.7
Fumbles-Lost	0-0	3-1
Penalties-Yards	4-40	7-59
Possession Time	29:25	30:35
Third-Down Conversions	3-8	8-13
Fourth-Down Conversions	2-3	1-1
Red-Zone Scores-Chances	0-2	4-5
Sacks By: Number-Yards	1-7	1-10

RUSHING: WKU - Elijah Young 10-18; TJ Finley 7-17; Caden Veltkamp 3-6; George Hart III 2-4; Easton Messer 2-2; L.T. Sanders 2-0. UA - Justice Haynes 4-102; Jalen Milroe 10-79; Jam Miller 5-54; Ty Simpson 2-32; Daniel Hill 9-29; Kevin Riley 7-26; Dylan Loneragan 1-16; Richard Young 6-8; Kendrick Law 1-7.

PASSING: WKU - TJ Finley 18-31-2-92; Caden Veltkamp 4-9-0-11. UA - Jalen Milroe 7-9-0-200; Ty Simpson 5-9-0-66.

RECEIVING: WKU - Moussa Barry 4-27; Elijah Young 4-16; Easton Messer 3-15; River Helms 2-20; Kisean Johnson 2-15; K.D. Hutchinson 2-5; Dalvin Smith 2-4; Bryce Childress 1-4; L.T. Sanders 1-4; TJ Finley 1-minus-7. UA - Kobe Prentice 3-43; Ryan Williams 2-139; Caleb Odum 2-23; Kendrick Law 1-22; Germie Bernard 1-17; Emmanuel Henderson Jr. 1-10; CJ Dippre 1-8; Josh Cuevas 1-4.

INTERCEPTIONS: UA - Keon Sabb 2-87

FUMBLES: UA - Jalen Milroe 1-0.



SOUTH FLORIDA (1-1) 13
ALABAMA (2-0) 42

SATURDAY, SEPT. 7, 2024 • SABAN FIELD AT BRYANT-DENNY STADIUM • TUSCALOOSA, ALA.
ATTENDANCE: 100,077 • TV: ESPN

TUSCALOOSA, Ala. – The 4/4 Alabama football team scored 28 points in the final quarter, as the Crimson Tide used a late push to take down USF, 42-16. Prior to the game, a sold-out crowd witnessed the official dedication of Saban Field at Bryant-Denny Stadium with pregame and halftime ceremonies honoring former head coach Nick Saban.

Jalen Milroe finished the night 17-of-27 with 199 passing yards and a pair of touchdowns. The junior quarterback added two additional touchdowns on the ground. Jam Miller led the Tide with 140 rushing yards, including a 56-yard touchdown run, on 15 attempts, while Justice Haynes provided a rushing score of his own to go with 41 yards on the ground.

Ryan Williams was Alabama's leading receiver for the second consecutive game, notching 68 yards and a score, boosted by a 43-yard touchdown reception in the fourth quarter. Kobe Prentice managed two catches, one of which resulted in a 16-yard touchdown.

The Crimson Tide defense was stout throughout the night, allowing just one USF touchdown. Up front, Tim Keenan III was the leading defender in sacks (1.5) and tackles for loss (2.5). Jihaad Campbell picked up a team-high 11 tackles, with Malachi Moore totaling seven tackles and a team-best two pass breakups.

	1	2	3	4	Score
South Florida	3	3	7	3	16
Alabama	7	7	0	28	42

SCORING SUMMARY

1st	11:26	USF	John Cannon 34 yard field goal, 13-60, 3:28	USF 3 - UA 0
1st	05:08	UA	Jalen Milroe 10 yard rush (Graham Nicholson kick), 10-65, 3:59	USF 3 - UA 7
2nd	09:45	USF	John Cannon 25 yard field goal, 9-50, 3:15	USF 6 - UA 7
2nd	03:28	UA	Jalen Milroe 5 yard rush (Graham Nicholson kick), 11-75, 6:17	USF 6 - UA 14
3rd	09:35	USF	Ta'Ron Keith 2 yard rush (John Cannon kick), 5-39, 1:20	USF 13 - UA 14
4th	10:04	UA	Kobe Prentice 16 yard pass from Jalen Milroe (Graham Nicholson kick), 4-34, 1:46	USF 13 - UA 21
4th	06:45	USF	John Cannon 22 yard field goal, 8-71, 3:19	USF 16 - UA 21
4th	05:50	UA	Ryan Williams 43 yard pass from Jalen Milroe (Graham Nicholson kick), 3-75, 0:55	USF 16 - UA 28
4th	02:30	UA	Jam Miller 56 yard rush (Graham Nicholson kick), 2-60, 0:50	USF 16 - UA 35
4th	01:37	UA	Justice Haynes 29 yard rush (Graham Nicholson kick), 1-29, 0:10	USF 16 - UA 42

TIME DETAILS

	USF	UA
FIRST DOWNS	21	20
RUSHES-YARDS (NET)	46-206	41-194
PASSING YDS (NET)	103	199
Passes Comp-Att-Int	16-36-0	17-27-0
TOTAL OFFENSE PLAYS-YARDS	82-309	68-393
Fumble Returns-Yards	0-0-0	0-0-0
Punt Returns-Yards	1-4-0	3-28-0
Kickoff Returns-Yards	2-36-0	1-52-0
Interception Returns-Yards	0-0-0	0-0-0
Punts (Number-Avg)	9-44.1	7-42.9
Fumbles-Lost	1-0	3-3
Penalties-Yards	11-92	13-120
Possession Time	28:47	31:13
Third-Down Conversions	2-18	5-13
Fourth-Down Conversions	0-2	0-0
Red-Zone Scores-Chances	4-4	3-4
Sacks By: Number-Yards	3-36	4-20

RUSHING: USF - Byrum Brown 23-108; Nay'Quan Wight 11-64; Kelley Joiner 6-25; Ta'Ron Keith 5-13. UA - Jam Miller 15-140; Justice Haynes 12-42; Germie Bernard 1-13; Jalen Milroe 12-39.

PASSING: USF - Byrum Brown 15-35-0-103; Bryce Archie 1-1-0-0. UA - Jalen Milroe 17-27-0-199.

RECEIVING: USF - Sean Atkins 4-35; Nay'Quan Wright 3-11; Ta'Ron Keith 3-6; Michael Brown-Stephens 2-21; Joshia Porter 2-8; Abdur Rahman Yassen 1-13; Kelley Joiner 1-9. UA - Ryan Williams 4-68; Germie Bernard 4-53; Kobe Prentice 2-34; CJ Dippre 1-12; Jam Miller 1-8; Caleb Odum 1-6; Justice Haynes 1-5; Josh Cuevas 1-5.

INTERCEPTIONS: None.

FUMBLES: UA - Kendrick Law 1-1, Jam Miller 1-1, Jalen Milroe 1-1.

2024 RECAPS AND BOX SCORES



4/4 ALABAMA (3-0) 42
WISCONSIN (2-1) 10

SATURDAY, SEPT. 14, 2024 • CAMP RANDALL STADIUM • MADISON, WIS.
ATTENDANCE: 76,323 • TV: FOX

MADISON, Wis. – The No. 4/4 Alabama football team showcased its explosivity on Saturday, as the Crimson Tide captured a 42-10 road win at Wisconsin.

Jalen Milroe starred yet again, with the junior quarterback finishing 12-of-17 for 196 yards and three touchdowns through the air. Milroe was Alabama's leading rusher as well, totaling 75 yards on 14 attempts with two rushing touchdowns. Among Alabama's running backs, Jam Miller managed 71 yards on nine attempts and a score.

For the third consecutive game, Ryan Williams led the Tide receiving corps with four catches for 78 yards and a touchdown. Germie Bernard and Josh Cuevas both reeled in their first Alabama touchdowns en route to the victory.

The Tide defense didn't budge the entirety of the day, limiting the Badgers to 290 yards of total offense. Jihaad Campbell extended his team lead in tackles with eight stops, while Deontae Lawson and Malachi Moore contributed seven tackles each. Que Robinson picked up his third sack in three games with LT Overton taking down the quarterback as well. Alabama forced four fumbles on Saturday, notching 14 points as the result of two takeaways.

	1	2	3	4	Score
Alabama	7	14	14	7	42
Wisconsin	3	0	7	0	10

SCORING SUMMARY

1st	09:51	WIS	Nathaniel Vakos 53 yard field goal, 10-40, 4:59	UA 0 - WIS 3
1st	00:20	UA	Ryan Williams 31 yard pass from Jalen Milroe (Graham Nicholson kick), 4-60, 1:23	UA 7 - WIS 3
2nd	09:43	UA	Jalen Milroe 3 yard rush (Graham Nicholson kick), 7-28, 3:22	UA 14 - WIS 3
2nd	00:19	UA	Germie Bernard 26 yard pass from Jalen Milroe (Graham Nicholson kick), 2-73, 0:17	UA 21 - WIS 3
3rd	12:40	UA	Jam Miller 34 yard rush (Graham Nicholson kick), 5-75, 2:20	UA 28 - WIS 3
3rd	04:26	WIS	Will Pauling 3 yard pass from Braedyn Locke (Nathaniel Vakos kick), 17-75, 8:14	UA 28 - WIS 10
3rd	01:11	UA	Jalen Milroe 10 yard rush (Graham Nicholson kick), 3-18, 1:09	UA 35 - WIS 10
4th	10:05	UA	Josh Cuevas 37 yard pass from Jalen Milroe (Graham Nicholson kick), 1-37, 0:08	UA 42 - WIS 10

TIME DETAILS

	UA	WIS
FIRST DOWNS	10	17
RUSHES-YARDS (NET)	34-181	41-149
PASSING YDS (NET)	226	141
Passes Comp-Att-Int	16-22-0	18-31-0
TOTAL OFFENSE PLAYS-YARDS	56-407	72-290
Fumble Returns-Yards	0-0-0	0-0-0
Punt Returns-Yards	1-20-0	0-0-0
Kickoff Returns-Yards	0-0-0	3-62-0
Interception Returns-Yards	0-0-0	0-0-0
Punts (Number-Avg)	5-49.2	5-39.6
Fumbles-Lost	0-0	4-2
Penalties-Yards	4-40	4-23
Possession Time	25:44	34:16
Third-Down Conversions	8-14	3-14
Fourth-Down Conversions	0-0	2-3
Red-Zone Scores-Chances	2-2	1-1
Sacks By: Number-Yards	2-15	2-19

RUSHING: UA - Jalen Milroe 14-75; Jam Miller 9-71; Justice Haynes 2-17; Richard Young 3-16; Daniel Hill 4-8; Ty Simpson 2-6. WIS - Chez Mellusi 11-66; Cade Yacamelli 8-39; Tawee Walker 11-26; Darrion Dupree 8-24; Tyler Van Dyke 1-9; Braedyn Locke 2-minus 15.

PASSING: UA - Jalen Milroe 12-17-0-196; Ty Simpson 4-5-0-30. WIS - Braedyn Locke 13-26-0-125; Tyler Van Dyke 5-5-0-16.

RECEIVING: UA - Ryan Williams 4-78; Germie Bernard 3-55; Justice Haynes 3-16; Caleb Odum 2-16; Rico Scott 2-14; Josh Cuevas 1-37; Emmanuel Henderson Jr. 1-10. WIS - Will Pauling 9-83; Chez Mellusi 4-12; Vinny Anthony 2-29; Bryson Green 1-12; Cade Yacamelli 1-5; Tawee Walker 1-0.

INTERCEPTIONS: None.

FUMBLES: WIS - Braedyn Locke 2-0, Chez Mellusi 1-1, Cade Yacamelli 1-1.



2/1 GEORGIA (3-1, 0-1 SEC) 34
4/4 ALABAMA (4-0, 1-0 SEC) 41

SATURDAY, SEPT. 28, 2024 • SABAN FIELD at BRYANT-DENNY STADIUM • TUSCALOOSA, ALA.
ATTENDANCE: 100,077 • TV: ABC

TUSCALOOSA, Ala. – Alabama came out on top in a thrilling matchup between two top-five teams, as Jalen Milroe's late 75-yard touchdown pass to Ryan Williams helped seal a 41-34 win over No. 2/1 Georgia. The Bulldogs' final drive was halted by Zabien Brown's first career interception, allowing the Tide to run out the remainder of the clock.

Milroe finished 27-of-33 through the air, throwing for a career-high 374 passing yards and two touchdowns. The dual-threat quarterback also added 117 yards and two touchdowns on 16 carries on the ground. Jam Miller's lone catch resulted in a 16-yard receiving score.

Williams led all Tide receivers once again, racking up 177 yards on six catches with the final one being the go-ahead score with 2:18 remaining in the ballgame. Germie Bernard hauled in five catches for 25 yards and also had a seven-yard rushing score.

The Alabama defense produced four total turnovers (three interceptions, one fumble) to aid in the winning effort. Deontae Lawson led all Tide defenders with 10 tackles (two for loss) while also contributing a sack and a pass breakup. Domani Jackson managed seven tackles and an interception, while Jihaad Campbell totaled four tackles and an interception, as well. As a group, UA broke up nine passes, recorded three sacks, totaled six tackles for loss and forced a safety.

	1	2	3	4	Score
Georgia	0	7	8	19	34
Alabama	21	9	3	8	41

SCORING SUMMARY

1st	10:11	ALA	Jalen Milroe 7 yard rush (Graham Nicholson kick), 8-70, 4:43	UGA 0 - UA 7
1st	04:39	ALA	Jam Miller 16 yard pass from Jalen Milroe (Graham Nicholson kick), 6-84, 3:11	UGA 0 - UA 14
1st	02:21	ALA	Germie Bernard 7 yard rush (Graham Nicholson kick), 3-22, 1:25	UGA 0 - UA 21
2nd	12:24	ALA	Jalen Milroe 36 yard rush (Graham Nicholson kick), 6-67, 3:19	UGA 0 - UA 28
2nd	06:43	UGA	Trevor Etienne 7 yard rush (Peyton Woodring kick), 11-75, 5:41	UGA 7 - UA 28
2nd	01:39	ALA	SAFETY, 0:15	UGA 7 - UA 30
3rd	05:06	UGA	Arian Smith 12 yard pass from Carson Beck (Lawson Luckie pass from Carson Beck), 15-80, 6:44	UGA 15 - UA 30
3rd	01:23	ALA	Graham Nicholson 28 yard field goal, 7-69, 3:37	UGA 15 - UA 33
4th	09:46	UGA	Lawson Luckie 8 yard pass from Carson Beck (Lawson Luckie pass from Carson Beck failed), 6-80, 1:46	UGA 21 - UA 33
4th	05:39	UGA	Dillon Bell 3 yard rush (Peyton Woodring kick), 4-78, 1:35	UGA 28 - UA 33
4th	02:31	UGA	Dillon Bell 67 yard pass from Carson Beck (Carson Beck rush failed), 1-67, 0:11	UGA 34 - UA 33
4th	02:18	ALA	Ryan Williams 75 yard pass from Jalen Milroe (Germie Bernard pass from Jalen Milroe), 1-75, 0:13	UGA 34 - UA 41

TIME DETAILS

	UGA	UA
FIRST DOWNS	25	21
RUSHES-YARDS (NET)	26-80	32-173
PASSING YDS (NET)	439	374
Passes Comp-Att-Int	27-50-3	27-33-1
TOTAL OFFENSE PLAYS-YARDS	76-519	65-547
Fumble Returns-Yards	0-0-0	0-0-0
Punt Returns-Yards	2-1-0	1--4-0
Kickoff Returns-Yards	3-69-0	4-54-0
Interception Returns-Yards	1-0-0	3-31-0
Punts (Number-Avg)	3-46.7	5-43.4
Fumbles-Lost	3-1	1-0
Penalties-Yards	6-50	10-90
Possession Time	27:26	32:34
Third-Down Conversions	3-15	3-11
Fourth-Down Conversions	5-5	1-2
Red-Zone Scores-Chances	4-5	4-5
Sacks By: Number-Yards	0-0	3-22

RUSHING: UGA - Trevor Etienne 12-55; Carson Beck 8-9; Dillon Bell 2-9; Branson Robinson 2-8; Cash Jones 2-minus 1. UA - Jalen Milroe 16-117; Justice Haynes 6-35; Germie Bernard 2-18; Jam Miller 5-8; Kendrick Law 1-minus 1.

PASSING: UGA - Carson Beck 27-50-3-439. UA - Jalen Milroe 27-33-1-374.

RECEIVING: UGA - Arian Smith 6-132; Dominic Lovett 6-59; Dillon Bell 5-100; Colbie Young 3-57; Anthony Evans II 2-28; Lawson Luckie 2-22; Trevor Etienne 2-6; Cash Jones 1-30. UA - Ryan Williams 6-177; Germie Bernard 5-25; CJ Dippre 4-38; Justice Haynes 3-5; Josh Cuevas 2-23; Kobe Prentice 2-15; Emmanuel Henderson Jr. 1-34; Kendrick Law 1-19; Jam Miller 1-16; Cole Adams 1-15; Robbie Ouzts 1-7.

INTERCEPTIONS: UGA - Dan Jackson 1-0. UA - Domani Jackson 1-7; Jihaad Campbell 1-24; Zabien Brown 1-0.

FUMBLES: UGA - Trevor Etienne 1-0, Anthony Evans III 1-0, Carson Beck 1-1. UA - Ryan Williams 1-0.



7
COLE ADAMS

Owasso, Okla.
Owasso

WR / R-Fr. / 5-10 / 181 / RS

REDSHIRT FRESHMAN (2024): Redshirted during his first season with the Crimson Tide ... grew into a more prominent role through fall camp ... works on special teams and in the wide receiver rotation ... totaled two catches for 20 yards ... added seven punt returns for 42 yards to go with a kick return for a gain of 15. **Western Kentucky:** Saw significant minutes on special teams, serving as the main punt returner and on kickoff return ... totaled 42 yards with a long of 12 across his five punt returns ... also worked at wideout against the Hilltoppers. **USF:** Left the game early due to injury ... recorded one reception for five yards and returned two punts for no gain prior to his exit. **Georgia:** Caught one pass for a 15-yard gain and a first down ... added one kick return for 15 yards.

ADAMS' CAREER STATISTICS

Year	Rushing					Receiving					
	G-S	Att.	Yds.	Avg.	TD	LP	Rec.	Yds.	Avg.	TD	LP
2023	2-0	0	0	0.0	0	--	2	11	5.5	0	7
2024	3-0	0	0	0.0	0	--	2	20	10.0	0	15
TOTAL	5-0	0	0	0.0	0	--	4	31	7.8	0	15

PUNT RETURNS

Year	G	No.	Yards	Avg.	TD	LP
2024	3	7	42	6.0	0	12

KICKOFF RETURNS

Year	G	No.	Yards	Avg.	TD	LP
2024	3	1	15	15.0	0	15

ADAMS' CAREER BESTS

Receptions	2 vs. Chattanooga, 2023
Receiving Yards	15 vs. Georgia, 2024
Long Reception	15 vs. Georgia, 2022
Punt Returns	5 vs. Western Kentucky, 2024
Punt Return Yards	42 vs. Western Kentucky, 2024
Long Punt Return	12 vs. Western Kentucky, 2024
Kickoff Returns	1 vs. Georgia, 2024
Kickoff Return Yards	15 vs. Georgia, 2024
Long Kickoff Return	15 vs. Georgia, 2024



35
JEREMIAH ALEXANDER

Alabaster, Ala.
Thompson

LB / R-So. / 6-2 / 232 / 1L

• **Special Teams Player of the Week - UA Coaching Staff Georgia**

SOPHOMORE (2024): Inside backer who has contributed on defense and special teams while at UA ... missed the first three games of the season recovering from injury ... selected as a special teams player of the week by the Alabama coaching staff for his efforts against Georgia in the top-five matchup. **Georgia:** Returned from injury for his first game action of the season.

ALEXANDER'S CAREER STATISTICS

Year	Tackles					Fumbles					
	G-S	TT	UT	AT	TFL	QBH	Sacks	FF	FR	PBU	INT
2022	4-0	1	0	1	0-0	0	0-0	0	0-0	0	0-0
2023	14-0	3	1	2	0-0	0	0-0	0	0-0	0	0-0
2024	1-0	0	0	0	0-0	0	0-0	0	0-0	0	0-0
TOTAL	19-0	4	1	3	0-0	0	0-0	0	0-0	0	0-0

ALEXANDER'S CAREER BESTS

Tackles 1 (four times); last vs. Chattanooga, 2023



73
DLAUS ALINEN

Pori, Finland
The Loomis Chaffee School

DL / R-Fr. / 6-6 / 335 / RS

REDSHIRT FRESHMAN (2024): A big-bodied offensive lineman who redshirted in his first season in Tuscaloosa ... provides depth in the Tide's deep offensive line group ... seen time in four games on special teams while also rotating in along the offensive line. **Western Kentucky:** Recorded 26 snaps of action against the Hilltoppers ... totaled three knockdown blocks while not allowing a sack, pressure or quarterback hit. **USF:** Saw time on special teams. **Wisconsin:** Contributed 11 snaps off the bench and recorded one knockdown ... also worked on special teams. **Georgia:** Blocked for the Tide's PAT and field goal unit.



51
NOLAND ASBERRY

Mobile, Ala.
Davidson

LB / Jr. / 6-1 / 190 / SQ

• **Special Teams Player of the Week - UA Coaching Staff USF**

JUNIOR (2024): Local product who walked on at linebacker ... named one of the special teams (scout) players of the week by the Alabama coaching staff for his efforts leading up to the USF contest. **Western Kentucky:** Saw his first collegiate action against the Hilltoppers.

ASBERRY'S CAREER STATISTICS

Year	Tackles					Fumbles					
	G-S	TT	UT	AT	TFL	QBH	Sacks	FF	FR	PBU	INT
2024	1-0	0	0	0	0-0	0	0-0	0	0-0	0	0-0



92
JEREMIAH BEAMAN

Birmingham, Ala.
Parker

DL / Fr. / 6-4 / 296 / HS

• **Defensive Player of the Week - UA Coaching Staff Georgia**

FRESHMAN (2024): Highly rated defensive line prospect who stayed in the state ... working towards a role in the Tide's deep rotation up front ... earned defensive (scout) player of the week recognition from the Alabama coaching staff for his efforts leading up to the Georgia game. **Wisconsin:** Entered late on defense for his first collegiate playing time.

BEAMAN'S CAREER STATISTICS

Year	Tackles					Fumbles					
	G-S	TT	UT	AT	TFL	QBH	Sacks	FF	FR	PBU	INT
2024	1-0	0	0	0	0-0	0	0-0	0	0-0	0	0-0



5
GERMIE BERNARD

Las Vegas, Nev.
Liberty/MSU/Washington

WR / Jr. / 6-1 / 209 / TR

JUNIOR (2024): Transferred to Alabama after spending last season with DeBoer at Washington ... immediately stepped into a starting role at wideout ... ranks second on UA with 13 receptions for 150 yards and a touchdown ... rushed three times for 31 yards and a score ... also added a two-point reception. **Western Kentucky:** Hauled in his lone target for 17 yards and a first down. **USF:** Recorded a team-high tying four receptions for 53 yards with a long of 22 ... also rushed one time for a 13-yard gain and a Tide first down. **Wisconsin:** Caught three of his five targets for 55 yards and a touchdown ... scored on a 26-yard reception. **Georgia:** Totaled eight points with a rushing touchdown and a two-point reception ... carried the ball two times for 18 yards, including his seven-yard score ... finished second in receptions with five for 25 yards.

BERNARD'S CAREER STATISTICS (AT ALABAMA)

Year	Rushing					Receiving					
	G-S	Att.	Yds.	Avg.	TD	LP	Rec.	Yds.	Avg.	TD	LP
2024	4-4	3	31	10.3	1	13	13	150	11.5	1	26

BERNARD'S CAREER BESTS (AT ALABAMA)

Receptions	5 vs. Georgia, 2024
Receiving Yards	55 at Wisconsin, 2024
Long Reception	26 at Wisconsin, 2024
Touchdowns	1 at Wisconsin, 2024
Two-Point Reception	1 vs. Georgia, 2024
Rushes	2 vs. Georgia, 2024
Rushing Yards	18 vs. Georgia, 2024
Long Rush	11 vs. Georgia, 2024
Touchdowns	1 vs. Georgia, 2024



52
TYLER BOOKER

New Haven, Conn.
IMG Academy

OL / Jr. / 6-5 / 325 / 2L

- **Outland Trophy Player the Week (Wisconsin)**
- **Offensive Player of the Week - UA Coaching Staff**
Western Kentucky, USF, Wisconsin

JUNIOR (2024): One of the top interior linemen in the country ... started all three games for the Crimson Tide, including two at left guard and one at left tackle ... named a preseason first team All-American by both Walter Camp and ESPN.com ... tabbed a preseason second team All-American by the Associated Press and The Sporting News along with CBS Sports and USA Today ... also selected to watch lists for both the Lombardi Award and Outland Trophy to start the year ... named one of the Outland's Players of the Week following the win at Wisconsin ... named an offensive (power) player of the week by the Alabama coaches for his play against Western Kentucky, USF and Wisconsin. **Western Kentucky:** Helped the Tide rack up 600 yards of total offense on the night ... graded out at a 94 percent across his 33 snaps in the opener ... totaled a team-high five knockdown blocks and did not allow a sack, hurry or quarterback hit. **USF:** Moved outside to left tackle in the absence of Kadyn Proctor ... led the line with 12 knockdown blocks while grading out at a 90 percent in his 78 snaps of action. **Wisconsin:** Returned to his left guard post ... earned a 96 percent grade across his 47 snaps and recorded a team-high tying nine knockdown blocks ... did not allow a sack, hurry or quarterback hit on the day. **Georgia:** Helped Alabama's offense rack up 547 yards against the nation's top-ranked defense ... finished with a 94 percent grade across 70 snaps of action ... totaled five knockdowns while not allowing a sack, pressure or quarterback hurry.



72
PARKER BRAILSFORD

Mesa, Ariz.
Saguaro/Washington

OL / R-So. / 6-2 / 290 / TR

- **Outland Trophy Player the Week (Wisconsin)**
- **Offensive Player of the Week - UA Coaching Staff**
Wisconsin, Georgia

SOPHOMORE (2024): Came to Tuscaloosa with DeBoer after spending the last two seasons at Washington ... earned the center job during his first fall with the Tide ... started all four games ... named a preseason first team All-American by the Associated Press and The Sporting News along with CBS Sports, ESPN.com and USA Today ... garnered

preseason second team All-America honors from Walter Camp ... selected to the Rimington Trophy Watch List, presented annually to the nation's top center ... also named to the watch lists for the Lombardi Award and Outland Trophy ... named one of the Outland's Players of the Week following the win at Wisconsin ... selected as an offensive (power) player of the week by the Alabama coaching staff for his efforts at Wisconsin and against Georgia.

Western Kentucky: Got the start at center in his first game as a member of the Crimson Tide ... totaled 34 snaps and graded out at 85 percent ... recorded two knockdown blocks while not allowing a sack, hurry or quarterback hit. **USF:** Played 75 snaps at center against the Bulls ... graded out at 85 percent and posted four knockdown blocks. **Wisconsin:** Totaled 46 snaps and earned an 89 percent grade in Madison ... recorded six knockdowns and did not allow a sack, pressure or quarterback hit. **Georgia:** Anchored the Tide's starting unit that did not allow a sack against the Bulldogs' top-ranked defense ... graded out at a 94 percent and totaled five knockdown blocks across 70 snaps of action.



2
ZABIEN BROWN

Santa Ana, Calif.
Mater Dei

DB / Fr. / 6-0 / 196 / HS

- **Defensive Player of the Week - UA Coaching Staff**
Georgia

FRESHMAN (2024): An elite defensive back recruit in the latest recruiting cycle ... excelled at corner during his first fall in Tuscaloosa to earn significant playing time ... started all four games and totaled eight tackles, including one for loss (-3 yards) ... added one interception, a pass breakup and one fumble recovery ... named a preseason Freshman All-American by 247Sports ... also tabbed to the Shaun Alexander Freshman of the Year Award Watch List ... selected as a defensive (skill) player of the week by the Alabama coaching staff for his efforts against Georgia. **Western Kentucky:** Got the start at corner against the Hilltoppers. **USF:** Started at corner for a second straight game. **Wisconsin:** Recorded two tackles and recovered a fumble against the Badgers. **Georgia:** Sealed the victory with his interception in the end zone on UGA's final offensive play ... also contributed six tackles, including one for loss (-3 yards), to go with a pass breakup.

BROWN'S CAREER STATISTICS

Year	G-S	Tackles					Fumbles				
		TT	UT	AT	TFL	QBH	Sacks	FF	FR	PBU	INT
2024	4-4	8	7	1	1-3	0	0-0	0	1-0	1	1-0

BROWN'S CAREER BESTS

Tackles	6 vs. Georgia, 2024
Tackles for Loss	1 vs. Georgia, 2024
Yards Lost	3 vs. Georgia, 2024
Interceptions	1 vs. Georgia, 2024
Pass Breakups	1 vs. Georgia, 2024
Fumble Recoveries	1 at Wisconsin, 2024



86
JAMES BURNIP

Mt. Macedon, Victoria AU
Victoria Uni., Melbourne

P / R-Sr. / 6-6 / 236 / 3L

- Ray Guy Award '8' of the Week (Western Kentucky)
- Ray Guy Award Punter of the Week (Wisconsin)
- Special Teams Player of the Week - UA Coaching Staff
Western Kentucky, Wisconsin

SENIOR (2024): One of the top punters in the country ... accumulated 915 yards on 20 punts to average 45.8 yards per boot ... eight of his punts have gone for 50-plus yards including a season-long 64-yarder ... dropped seven of his kicks inside the opponent 20 ... named a preseason second team All-American by Walter Camp and ESPN.com ... also selected to the Ray Guy Award Watch List, presented each year to the nation's top punter ... named the Ray Guy Award Punter of the Week for his play at Wisconsin ... earned 'Ray's 8' of the Week recognition from the Guy for his play against Western Kentucky ... named one of the special teams players of the week by the Alabama coaching staff for his output against the Hilltoppers and at Wisconsin. **Western Kentucky:** Accumulated 152 yards on his three boots to average 50.7 yards per punt ... had a long of 54 with two punts of 50-plus on the night. **USF:** Punted seven times for 300 yards, including three 50-yarders. **Wisconsin:** Totaled 246 yards on five punts to average 49.2 yards per kick ... boomed three punts of 50-plus including a season-long 64-yarder ... dropped four of his punts inside the UW 20-yard line. **Georgia:** Called on to punt five times for 217 yards to average 43.4 yards per boot with a long of 48.

BURNIP'S CAREER STATISTICS (AT ALABAMA)

Year	G-S	No.	Yds	Avg.	Lng	In			Blk	Yds	Net	Net
						20	50+	Blk				
2021	15-15	48	1,878	39.1	50	15	1	0	79	1,799	37.5	
2022	13-13	44	1,861	42.3	58	15	6	0	67	1,794	40.8	
2023	14-14	59	2,806	47.6	67	24	24	0	120	2,686	45.5	
2024	4-4	20	915	45.8	64	7	8	0	5	910	45.5	
TOTAL	46-46	171	7,460	43.6	67	61	39	0	271	7,189	42.0	

BURNIP'S CAREER BESTS (AT ALABAMA)

Punts	8 at USF, 2023
Punt Yards	369 at USF, 2023
Long Punt	67 at Mississippi State, 2023
Average	53.3 (three punts) at Mississippi State, 2023



11
JIHAAD CAMPBELL

Erial, N.J.
IMG Academy

LB / Jr. / 6-3 / 244 / 2L

- Defensive Player of the Week - UA Coaching Staff
Western Kentucky

JUNIOR (2024): An impactful player in the middle of the Tide defense ... leads Alabama with 32 tackles, including three for loss (-12 yards) and half a sack (-2 yards) ... added one interception for a 24-yard return to go with one pass breakup ... named to the Butkus Award Watch List, presented annually to the nation's top linebacker ... named a defensive (power) player of the week by the Alabama coaching staff for his efforts against Western Kentucky in the season opener. **Western Kentucky:** Tied for the team lead in tackles with nine stops, including one for loss (-7 yards). **USF:** Led the Tide defense with 11 stops on the night, including 1.5 for loss (-4 yards) and half a sack (-2 yards) ... also broke up one pass. **Wisconsin:** Recorded a team-high eight tackles in Madison. **Georgia:** Picked off a pass and returned the ball 24 yards ... added four tackles, including half a tackle for loss (-1 yard).

CAMPBELL'S CAREER STATISTICS

Year	G-S	Tackles					Fumbles				
		TT	UT	AT	TFL	QBH	Sacks	FF	FR	PBU	INT
2022	9-0	1	0	1	0-0	0	0-0	0	0-0	0	0-0
2023	13-8	66	34	32	4-9	3	0.5-2	0	2-24	3	1-2
2024	4-4	32	19	13	3-12	0	0.5-2	0	0-0	1	1-24
TOTAL	26-12	99	53	46	7-21	3	1-4	0	2-24	4	2-26

CAMPBELL'S CAREER BESTS

Tackles	14 at Mississippi State, 2023
Tackles for Loss	1.5 vs. USF, 2024
Yards Lost	7 vs. Western Kentucky, 2024
Sacks	0.5 (twice); last vs. USF, 2024
Yards Lost	2 (twice); last vs. USF, 2024
Quarterback Hurries	1 (three times); last at Kentucky, 2023
Interceptions	1 (twice); last vs. Georgia, 2024
Return Yards	24 vs. Georgia, 2024
Pass Breakups	1 (four times); last vs. USF, 2024
Fumble Recoveries	1 (twice); last at Auburn, 2023
Fumble Return Yards	24 vs. Tennessee, 2023
Touchdowns (Fumble Recovery)	1 vs. Tennessee, 2023



24
NOAH CARTER

Peoria, Ariz.
Centennial

LB / Fr. / 6-4 / 242 / HS

FRESHMAN (2024): One of the top linebacker prospects in the latest recruiting cycle ... provides depth on the outside. **Western Kentucky:** Saw time

on defense and special teams for his first collegiate action ... totaled two tackles on the night.

CARTER'S CAREER STATISTICS

Year	G-S	Tackles					Fumbles				
		TT	UT	AT	TFL	QBH	Sacks	FF	FR	PBU	INT
2024	1-0	2	0	2	0-0	0	0-0	0	0-0	0	0-0

CARTER'S CAREER BESTS

Tackles	2 vs. Western Kentucky, 2024
---------	------------------------------



42
MJ CHIRGIN


Huntington Beach, Calif.
Huntington Beach

WR / Jr. / 6-0 / 195 / SQ

JUNIOR (2024): A walk-on wideout who is in his third year with the program. **Western Kentucky:** Saw his first collegiate action off the bench against the Hilltoppers.

CHIRGIN'S CAREER STATISTICS

Year	G-S	Rushing					Receiving				
		Att.	Yds.	Avg.	TD	LP	Rec.	Yds.	Avg.	TD	LP
2024	1-0	0	0	0.0	0	--	0	0	0.0	0	--



80
JOSH CUEVAS

Los Angeles, Calif.
Campbell Hall/Cal Poly/Washington

TE / R-Jr. / 6-3 / 251 / TR

JUNIOR (2024): Joined the Crimson Tide after spending last season at Washington with DeBoer ... provides experience and depth in the tight end room ... totaled 69 yards and one touchdown on five receptions ... also recorded two tackles on special teams. **Western Kentucky:** Recorded one catch for four yards in his Alabama debut. **USF:** Totaled five yards on his lone reception of the night. **Wisconsin:** Caught one pass for a 37-yard score against the Badgers ... also made one tackle on special teams. **Georgia:** Recorded two receptions for 23 yards and a first down ... added one tackle on the night.

CUEVAS' CAREER STATISTICS (AT ALABAMA)

Year	G-S	Rushing					Receiving				
		Att.	Yds.	Avg.	TD	LP	Rec.	Yds.	Avg.	TD	LP
2024	4-0	0	0	0.0	0	--	5	69	13.8	1	37

CUEVAS' CAREER BESTS (AT ALABAMA)

Receptions	2 vs. Georgia, 2024
Receiving Yards	37 at Wisconsin, 2024
Long Reception	37 at Wisconsin, 2024
Touchdowns	1 at Wisconsin, 2024
Tackles	1 (twice); last vs. Georgia, 2024



/// 81

CJ
DIPPRE

Scranton, Pa.
Lakeland/Maryland

TE / Sr. / 6-5 / 262 / 1L

• **Offensive Player of the Week - UA Coaching Staff**
Wisconsin

SENIOR (2024): Transferred in from Maryland a season ago, seeing significant playing time in year one ... leads the Tide's deep tight end room ... caught six passes for 58 yards in four starts ... named to the Mackey Award Watch List, presented each year to the nation's top tight end ... selected as an offensive (power) player of the week by the Alabama coaches for his output at Wisconsin. **Western Kentucky:** Got the start against the Hilltoppers ... finished with one catch for eight yards. **USF:** Caught one of his two targets for a 12-yard gain and a Tide first down. **Wisconsin:** Provided blocks off the edge to help the Tide rack up 400-plus yards of offense in Madison. **Georgia:** Totaled 38 yards and two first downs on four receptions.

DIPPRE'S CAREER STATISTICS (AT ALABAMA)

Year	Rushing					Receiving					
	G-S	Att.	Yds.	Avg.	TD	LP	Rec.	Yds.	Avg.	TD	LP
2023	14-11	0	0	0.0	0	--	11	187	17.0	0	45
2024	4-4	0	0	0.0	0	--	6	58	9.7	0	15
TOTAL	18-15	0	0	0.0	0	--	17	245	14.4	0	45

DIPPRE'S CAREER BESTS (AT ALABAMA)

Receptions	4 vs. Georgia, 2024
Receiving Yards	45 at USF, 2023
Long Reception	45 at USF, 2023
Tackles	1 (twice); last vs. Georgia, 2023



/// 40
STERLING
DIXON

Spanish Fort, Ala.
Spanish Fort

LB / Fr. / 6-3 / 212 / HS

• **Defensive Player of the Week - UA Coaching Staff**
USF

FRESHMAN (2024): In-state talent at linebacker who joined the Crimson Tide in the latest recruiting cycle ... provides depth on the inside while also working on special teams ... selected as one of the defensive (scout) players of the week by the UA coaching staff for his efforts leading up to the USF contest. **Western Kentucky:** Saw time on defense and special teams for his first collegiate action ... finished with one tackle on the night.

DIXON'S CAREER STATISTICS

Year	Tackles							Fumbles				
	G-S	TT	UT	AT	TFL	QBH	Sacks	FF	FR	PBU	INT	
2024	1-0	1	0	1	0-0	0	0-0	0	0-0	0	0-0	

DIXON'S CAREER BESTS

Tackles 1 vs. Western Kentucky, 2024



/// 88
ISAIA
FAGA

Phenix City, Ala.
Central

DL / Fr. / 6-2 / 299 / HS

FRESHMAN (2024): In-state product who joined the Tide in the latest recruiting cycle ... working to expand his role along the defensive line. **Wisconsin:** Saw his first collegiate minutes in the matchup with the Badgers.

FAGA'S CAREER STATISTICS

Year	Tackles							Fumbles				
	G-S	TT	UT	AT	TFL	QBH	Sacks	FF	FR	PBU	INT	
2024	1-0	0	0	0	0-0	0	0-0	0	0-0	0	0-0	



/// 75
WILKIN
FORMBY

Tuscaloosa, Ala.
Northridge

DL / R-Fr. / 6-7 / 324 / RS

REDSHIRT FRESHMAN (2024): Local product who redshirted during his first season at the Capstone ... contributes along the offensive front ... seen time in three games with two starts at right tackle. **Western Kentucky:** Made the start at right tackle in the season opener ... played 34 snaps and totaled four knockdown blocks ... graded out at an 82 percent while not allowing a sack, pressure or quarterback hit. **USF:** Totaled seven knockdown blocks across 71 snaps of action at right tackle. **Wisconsin:** Entered off the bench for 17 snaps at right tackle ... recorded three knockdown blocks on the day.



/// 46

PEYTON
FOX

Pelham, Ala.
Briarwood Christian

TE / Jr. / 6-4 / 225 / SQ

JUNIOR (2024): A walk-on tight end who is in his third year with the program. **Western Kentucky:** Saw his first collegiate action against the Hilltoppers.

FOX'S CAREER STATISTICS

Year	Rushing					Receiving					
	G-S	Att.	Yds.	Avg.	TD	LP	Rec.	Yds.	Avg.	TD	LP
2024	1-0	0	0	0.0	0	--	0	0	0.0	0	--



/// 41
JR
GARDNER

Gulf Shores, Ala.
Gulf Shores

RB / So. / 5-11 / 185 / SQ

SOPHOMORE (2024): Second-year walk-on at running back. **Western Kentucky:** Entered late against the Hilltoppers.

GARDNER'S CAREER STATISTICS

Year	Rushing					Receiving					
	G-S	Att.	Yds.	Avg.	TD	LP	Rec.	Yds.	Avg.	TD	LP
2023	1-0	0	0	0.0	0	--	0	0	0.0	0	--
2024	2-0	0	0	0.0	0	--	0	0	0.0	0	--
TOTAL	3-0	0	0	0.0	0	--	0	0	0.0	0	--



/// 16
JAREN
HAMILTON

Gainesville, Fla.
F.W. Buchholz

WR / R-Fr. / 6-1 / 195 / RS

REDSHIRT FRESHMAN (2024): Speedy wideout who saw time in two games as a true freshman ... redshirted at season's end ... working to expand his role in the wide receiver group this season. **Western Kentucky:** Saw time on offense and special teams against the Hilltoppers. **Wisconsin:** Worked on offense and special teams in Madison.

HAMILTON'S CAREER STATISTICS

Year	G-S	Rushing					Receiving				
		Att.	Yds.	Avg.	TD	LP	Rec.	Yds.	Avg.	TD	LP
2023	2-0	0	0	0.0	0	--	0	0	0.0	0	--
2024	2-0	0	0	0.0	0	--	0	0	0.0	0	--
TOTAL	4-0	0	0	0.0	0	--	0	0	0.0	0	--



21
BUBBA HAMPTON

Daingerfield, Texas
Daingerfield

WR / Fr. / 5-10 / 194 / HS

• **Offensive Player of the Week - UA Coaching Staff**
USF

FRESHMAN (2024): Talented wide receiver prospect in the latest recruiting cycle ... works on special teams while building a role at wideout ... selected as one of the offensive (scout) players of the week by the UA coaching staff for his work leading up to the USF matchup. **Western Kentucky:** Saw time against the Hilltoppers for his first collegiate action. **Wisconsin:** Worked on special teams in Madison.

HAMPTON'S CAREER STATISTICS

Year	G-S	Rushing					Receiving				
		Att.	Yds.	Avg.	TD	LP	Rec.	Yds.	Avg.	TD	LP
2024	2-0	0	0	0.0	0	--	0	0	0.0	0	--



22
JUSTICE HAYNES

Buford, Ga.
Buford

RB / So. / 5-11 / 210 / 1L

SOPHOMORE (2024): Came on late in his freshman season ... provides the Crimson Tide with a 1-2 punch at running back along with Jam Miller ... totaled 200 yards and two scores on 25 carries ... added six receptions for 21 yards in the passing game ... named to the Doak Walker Award Watch List, presented annually to the nation's top running back. **Western Kentucky:** Led all rushers with 102 yards and a touchdown on only four carries ... found the end zone from 85 yards out to tie for the seventh-longest touchdown run in program history. **USF:** Rushed 13 times for 46 yards, including a 29-yard touchdown run. **Wisconsin:** Caught three passes for 16 yards and a first down ... also carried twice for 17 yards against the Badgers. **Georgia:** Totaled 35 yards on six rushes to go with three receptions for five yards.

HAYNES' CAREER STATISTICS

Year	G-S	Rushing					Receiving				
		Att.	Yds.	Avg.	TD	LP	Rec.	Yds.	Avg.	TD	LP
2023	13-0	25	168	6.7	2	33	0	0	0.0	0	--
2024	4-4	25	200	8.0	2	85	6	21	3.5	0	10
TOTAL	17-4	50	368	7.4	4	85	6	21	3.5	0	10

HAYNES' CAREER BESTS

Rushes	12 vs. USF, 2024
Rushing Yards	102 vs. Western Kentucky, 2024
Long Rush	85 vs. Western Kentucky, 2024
Touchdowns	2 vs. Chattanooga, 2023
Receptions	3 (twice); last vs. Georgia, 2024
Receiving Yards	16 at Wisconsin, 2024
Long Reception	10 at Wisconsin, 2024
Tackles	1 at Mississippi State, 2023



3
EMMANUEL HENDERSON JR.

Hartford, Ala.
Geneva County

WR / Jr. / 6-1 / 187 / 2L

JUNIOR (2024): Grown into a more significant role at wide receiver after coming to Alabama as a running back ... also works on special teams in the return game ... caught three passes for 54 yards and recorded one tackle on the season. **Western Kentucky:** Recorded one catch for a gain of 10 yards in the season opener. **USF:** Saw time on offense and special teams against the Bulls. **Wisconsin:** Targeted three times and finished with one catch for a gain of 10 yards ... also recorded one tackle on special teams. **Georgia:** Hauled in a huge 34-yard reception to help set up the Tide's first touchdown of the night.

HENDERSON JR.'S CAREER STATISTICS

Year	G-S	Rushing					Receiving				
		Att.	Yds.	Avg.	TD	LP	Rec.	Yds.	Avg.	TD	LP
2022	13-0	0	0	0.0	0	--	1	14	14.0	0	14
2023	9-0	0	0	0.0	0	--	0	0	0.0	0	--
2024	4-0	0	0	0.0	0	--	3	54	18.0	0	34
TOTAL	26-0	0	0	0.0	0	--	4	68	17.0	0	34

KICKOFF RETURNS

Year	G	No.	Yards	Avg.	TD	LP
2022	2	1	8	8.0	0	8
2023	1	0	0	0.0	0	--
TOTAL	3	1	8	8.0	0	8

HENDERSON JR.'S CAREER BESTS

Receptions	1 (four times); last vs. Georgia, 2024
Receiving Yards	34 vs. Georgia, 2022
Long Reception	34 vs. Georgia, 2024
Kickoff Returns	1 vs. Austin Peay, 2022
Kickoff Return Yards	8 vs. Austin Peay, 2022
Long Kickoff Return	8 vs. Austin Peay, 2022
Tackles	1 (six times); last at Wisconsin, 2024



48
KNEELAND HIBBETT

Florence, Ala.
Florence

SN / Sr. / 6-2 / 240 / 3L

SENIOR (2024): A four-year starter at long snapper ... earned a scholarship during fall camp ... selected to the Mannelly Award Watch List, presented each season to the nation's top long snapper ... perfect on all snapping duties this season.

HIBBETT'S CAREER BESTS

Tackles	1 vs. Michigan, 2023
Fumble Recoveries	1 vs. Auburn, 2022



66
BAKER HICKMAN

Tuscaloosa, Ala.
Northridge

OL / So. / 6-3 / 315 / 5Q

SOPHOMORE (2024): Big-bodied offensive line walk-on from Tuscaloosa. **Western Kentucky:** Entered off the bench late against the Hilltoppers for his first collegiate action.



20
DANIEL HILL

Meridian, Miss.
Meridian

RB / Fr. / 6-1 / 241 / HS

FRESHMAN (2024): Talented running back prospect who joined the Crimson Tide this summer ... adds depth in the Tide's deep running back room ... carried 13 times for 37 yards and a touchdown in two games of action ... also contributed one tackle on special teams. **Western Kentucky:** Rushed nine times for 29 yards and a score in his collegiate debut ... also recorded one tackle on special teams. **Wisconsin:** Totaled eight yards on four carries against the Badgers. **Georgia:** Saw time on special teams in the top-five matchup.

HILL'S CAREER STATISTICS

Year	G-S	Rushing					Receiving				
		Att.	Yds.	Avg.	TD	LP	Rec.	Yds.	Avg.	TD	LP
2024	3-0	13	37	2.8	1	11	0	0	0.0	0	--

HILL'S CAREER BESTS

Rushes 9 vs. Western Kentucky, 2024
 Rushing Yards 29 vs. Western Kentucky, 2024
 Long Rush 11 vs. Western Kentucky, 2024
 Touchdowns 1 vs. Western Kentucky, 2024
 Tackles 1 vs. Western Kentucky, 2024



/// 94
EDRIC HILL

Kansas City, Mo.
 North Kansas City

DL / R-Fr. / 6-3 / 275 / RS

REDSHIRT FRESHMAN (2024): Second-year defensive lineman who redshirted his first season in Tuscaloosa ... provides depth in the Tide's deep defensive lineman group. **Western Kentucky:** Totaled one tackle against the Hilltoppers. **USF:** Rotated in along the defensive front. **Wisconsin:** Entered off the bench in Madison.

HILL'S CAREER STATISTICS

Year	Tackles					Fumbles					
	G-S	TT	UT	AT	TFL	QBH	Sacks	FF	FR	PBU	INT
2023	2-0	1	1	0	0-0	0	0-0	0	0-0	0	0-0
2024	3-0	1	0	1	0-0	0	0-0	0	0-0	0	0-0
TOTAL	5-0	2	1	1	0-0	0	0-0	0	0-0	0	0-0

HILL'S CAREER BESTS

Tackles 1 (twice); last vs. Western Kentucky, 2024



/// 6
KAMERON HOWARD

Clinton, Md.
 St. Frances Aca./Charlotte

DB / So. / 5-11 / 197 / TR

SOPHOMORE (2024): Joined the Crimson Tide after one season at Charlotte ... contributes in the secondary and on special teams. **Western Kentucky:** Made one stop in his Alabama debut. **USF:** Recorded one tackle against the Bulls. **Wisconsin:** Saw time on defense and special teams in Madison.

HOWARD'S CAREER STATISTICS (AT ALABAMA)

Year	Tackles					Fumbles					
	G-S	TT	UT	AT	TFL	QBH	Sacks	FF	FR	PBU	INT
2024	3-0	2	0	2	0-0	0	0-0	0	0-0	0	0-0

HOWARD'S CAREER BESTS (AT ALABAMA)

Tackles 1 (twice); last vs. USF, 2024



/// 18
BRAY HUBBARD

Ocean Springs, Miss.
 Ocean Springs

DB / So. / 6-2 / 204 / 1L

• **Special Teams Player of the Week - UA Coaching Staff USF**

SOPHOMORE (2024): Grew into a bigger role as his freshman season wore on ... rotates in the Tide's safety group while also continuing his work on special teams ... accumulated 11 tackles, including one for loss (-2 yards) ... earned special teams player of the week recognition from the Alabama coaching staff for his efforts against USF. **Western Kentucky:** Finished with six tackles on the night, including one for loss (-2 yards). **USF:** Recorded four tackles on the night, including two on kickoff coverage. **Wisconsin:** Saw time on defense and special teams in Madison. **Georgia:** Notched one tackle on kickoff coverage.

HUBBARD'S CAREER STATISTICS

Year	Tackles					Fumbles					
	G-S	TT	UT	AT	TFL	QBH	Sacks	FF	FR	PBU	INT
2023	9-0	1	1	0	0-0	0	0-0	0	0-0	0	0-0
2024	4-0	11	7	4	1-2	0	0-0	0	0-0	0	0-0
TOTAL	13-0	12	8	4	1-2	0	0-0	0	0-0	0	0-0

HUBBARD'S CAREER BESTS

Tackles 6 vs. Western Kentucky, 2024
 Tackles for Loss 1 vs. Western Kentucky, 2024
 Yards Lost 2 vs. Western Kentucky, 2024



/// 25
JAHLIL HURLEY

Florence, Ala.
 Florence

DB / R-Fr. / 6-2 / 185 / RS

REDSHIRT FRESHMAN (2024): Talented in-state defensive back ... redshirted his first season in Tuscaloosa while gaining valuable reps ... provides depth in the secondary and works on special teams. **Western Kentucky:** Saw his first collegiate action in the season opener. **USF:** Worked on defense against the Bulls. **Wisconsin:** Came off the bench in Madison. **Georgia:** Saw time on special teams.

HURLEY'S CAREER STATISTICS

Year	Tackles					Fumbles					
	G-S	TT	UT	AT	TFL	QBH	Sacks	FF	FR	PBU	INT
2024	4-0	0	0	0	0-0	0	0-0	0	0-0	0	0-0



/// 69
JOSEPH IONATA

Clearwater, Fla.
 Cavalry Christian

OL / Fr. / 6-5 / 307 / HS

FRESHMAN (2024): Talented offensive line prospect in the latest recruiting cycle ... working to expand his role along the Tide's offensive front. **Western Kentucky:** Earned his first collegiate action against the Hilltoppers ... totaled 28 snaps at center, finishing with three knockdown blocks ... graded out at an 86 percent by the Tide coaches while not allowing a sack, pressure or quarterback hit.



/// 1
DOMANI JACKSON

San Diego, Calif.
 Mater Dei/USC

DB / Jr. / 6-1 / 201 / TR

• **Defensive Player of the Week - UA Coaching Staff Wisconsin, Georgia**

JUNIOR (2024): Came to Alabama after spending two seasons at USC ... immediately stepped in at one of the starting cornerback spots ... totaled 10 tackles, a pair of pass breakups and one interception with seven yards on the return ... selected as a defensive (skill) player of the week by the Crimson Tide coaches for his efforts at Wisconsin and against Georgia. **Western Kentucky:** Recorded one tackle in his Crimson Tide debut. **USF:** Totaled two tackles and a pass breakup against the Bulls. **Wisconsin:** Helped the Tide secondary limit the Badgers to only 141 yards passing on the day. **Georgia:** Picked off his first pass with the Tide, returning the ball seven yards ... added a breakup and seven total tackles in the top-five matchup.

JACKSON'S CAREER STATISTICS (AT ALABAMA)

Year	Tackles					Fumbles					
	G-S	TT	UT	AT	TFL	QBH	Sacks	FF	FR	PBU	INT
2024	4-4	10	5	5	0-0	0	0-0	0	0-0	2	1-7

JACKSON'S CAREER BESTS (AT ALABAMA)

Tackles 7 vs. Georgia, 2024
 Interceptions 1 vs. Georgia, 2024
 Return Yards 7 vs. Georgia, 2024
 Pass Breakups 1 (twice); last vs. Georgia, 2024



/// 15
JUSTIN JEFFERSON

Memphis, Tenn.
Bartlett/Pearl River C.C.

LB / Sr. / 6-1 / 228 / 1L

SENIOR (2024): Saw significant minutes on special teams while rotating in on defense a season ago ... earned an expanded role at linebacker during fall camp ... recorded 13 tackles, including one sack (-1 yard), to go with a forced fumble. **Western Kentucky:** Recorded two tackles against the Hilltoppers. **USF:** Finished with 10 stops on the night, including one sack (-1 yard). **Wisconsin:** Entered on defense and special teams in the second half against the Badgers. **Georgia:** Forced a fumble and recorded one tackle on the night.

JEFFERSON'S CAREER STATISTICS (AT ALABAMA)

Year	Tackles					Fumbles					
	G-S	TT	UT	AT	TFL	QBH	Sacks	FF	FR	PBU	INT
2023	14-0	4	3	1	0-0	0	0-0	1	0-0	0	0-0
2024	4-0	13	9	4	1-1	0	1-1	1	0-0	0	0-0
TOTAL	18-0	17	12	5	1-1	0	1-1	2	0-0	0	0-0

JEFFERSON'S CAREER BESTS (AT ALABAMA)

Tackles	10 vs. USF, 2024
Tackles for Loss	1 vs. USF, 2024
Yards Lost	1 vs. USF, 2024
Sacks	1 vs. USF, 2024
Yards Lost	1 vs. USF, 2024
Forced Fumbles	1 (twice); last vs. Georgia, 2024



/// 30
CAYDEN JONES

Asheville, N.C.
Christ School

LB / Fr. / 6-4 / 232 / HS

FRESHMAN (2024): Athletic linebacker who joined the Crimson Tide in the spring ... works on special teams while expanding his role on defense ... totaled five tackles in his rookie campaign. **Western Kentucky:** Totaled one tackle in his collegiate debut. **USF:** Saw time on defense and special teams, recording one tackle on the night. **Wisconsin:** Recorded three tackles in Madison. **Georgia:** Worked on special teams against the Bulldogs.

JONES' CAREER STATISTICS

Year	Tackles					Fumbles					
	G-S	TT	UT	AT	TFL	QBH	Sacks	FF	FR	PBU	INT
2024	4-0	5	3	2	0-0	0	0-0	0	0-0	0	0-0

JONES' CAREER BESTS

Tackles	3 at Wisconsin, 2024
---------	----------------------



/// 7
DASHAWN JONES

Baltimore, Md.
Mount St. Joseph/Wake Forest

DB / R-Jr. / 6-0 / 185 / TR

JUNIOR (2024): Came to Alabama from Wake Forest ... rotates in at cornerback for the Tide ... totaled five tackles, including 1.5 for loss (-3 yards), to go with a pair of pass breakups. **Western Kentucky:** Recorded one tackle for loss (-2 yards) and a pass breakup in his Crimson Tide debut. **USF:** Finished with one stop, including half a tackle for loss (-1 yard). **Wisconsin:** Posted one tackle against the Badgers. **Georgia:** Totaled two tackles and a pass breakup on the night.

JONES' CAREER STATISTICS (AT ALABAMA)

Year	Tackles					Fumbles					
	G-S	TT	UT	AT	TFL	QBH	Sacks	FF	FR	PBU	INT
2024	4-0	5	3	2	1.5-3	0	0-0	0	0-0	2	0-0

JONES' CAREER BESTS (AT ALABAMA)

Tackles	2 vs. Georgia, 2024
Tackles for Loss	1 vs. Western Kentucky, 2024
Yards Lost	2 vs. Western Kentucky, 2024
Pass Breakups	1 (twice); last vs. Georgia, 2024



/// 31
KEON KEELEY

Tampa, Fla.
Berkeley Prep

LB / R-Fr. / 6-5 / 277 / RS

REDSHIRT FRESHMAN (2024): Redshirted in his first season at the Capstone ... moved from outside linebacker to defensive line in year two. **Western Kentucky:** Made his collegiate debut against the Hilltoppers.

KEELEY'S CAREER STATISTICS

Year	Tackles					Fumbles					
	G-S	TT	UT	AT	TFL	QBH	Sacks	FF	FR	PBU	INT
2024	1-0	0	0	0	0-0	0	0-0	0	0-0	0	0-0



/// 96
TIM KEENAN III

Birmingham, Ala.
Ramsay

DL / R-Jr. / 6-2 / 326 / 1L

- **SEC Defensive Lineman of the Week (USF)**
- **Defensive Player of the Week - UA Coaching Staff USF**

JUNIOR (2024): Powerful interior lineman who excelled for the Tide last season ... recorded 18 tackles, including a team-high four for loss (-16 yards) ... added 1.5 sacks (-10 yards) and one quarterback pressure ... selected to the watch lists for the AFCA Good Works Team and the Jason Witten Collegiate Man of the Year ... also named to the Wuerffel Trophy Watch List, presented each year in recognition of a player's community service efforts ... earned SEC Defensive Lineman of the Week accolades for his play against USF ... recognized as one of the defensive (power) players of the week by the Alabama coaches for his output against USF. **Western Kentucky:** Recorded three tackles in the season opener. **USF:** Put together a dominant effort against the Bulls ... totaled nine tackles, including a team-high 2.5 for loss (-12 yards) and 1.5 sacks (-10 yards) ... also contributed one quarterback hurry. **Wisconsin:** Finished with three tackles, including one for loss (-3 yards). **Georgia:** Totaled three stops, including half a tackle for loss (-1 yard).

KEENAN III'S CAREER STATISTICS

Year	Tackles					Fumbles					
	G-S	TT	UT	AT	TFL	QBH	Sacks	FF	FR	PBU	INT
2022	2-0	1	0	1	0.5-0	0	0-0	0	0-0	0	0-0
2023	14-13	38	17	21	1.5-7	7	1-6	0	0-0	1	0-0
2024	4-4	18	6	12	4-16	1	1.5-10	0	0-0	0	0-0
TOTAL	20-17	57	23	34	6-23	8	2.5-16	0	0-0	1	0-0

KEENAN III'S CAREER BESTS

Tackles	9 vs. USF, 2024
Tackles for Loss	2.5 vs. USF, 2024
Yards Lost	12 vs. USF, 2024
Sacks	1.5 vs. USF, 2024
Yards Lost	10 vs. USF, 2024
Quarterback Hurries	3 vs. Ole Miss, 2023
Pass Breakups	1 at Kentucky, 2023



/// 21
DRE KIRKPATRICK JR.

Gadsden, Ala.
Gadsden City

DB / Fr. / 5-11 / 210 / HS

FRESHMAN (2024): An Alabama legacy who is the son of the former All-American and NFL standout of the same name ... provides depth in the secondary

while also contributing on special teams. **Western Kentucky:** Made his collegiate debut in the Tide's season opener. **USF:** Worked on defense and special teams against the Bulls. **Wisconsin:** Saw time on special teams in Madison. **Georgia:** Recorded his first career tackle on kickoff coverage.

KIRKPATRICK JR.'S CAREER STATISTICS

Year	Tackles					Fumbles					
	G-S	TT	UT	AT	TFL	QBH	Sacks	FF	FR	PBU	INT
2024	4-0	1	0	1	0-0	0	0-0	0	0-0	0	0-0

KIRKPATRICK JR.'S CAREER BESTS

Tackles 1 vs. Georgia, 2024



19
KEANU
KOHT

Vero Beach, Fla.
Vero Beach

LB / R-Jr. / 6-4 / 242 / 1L

JUNIOR (2024): Battled injuries to start his Alabama career ... provides the Tide with a pass-rushing threat off the edge ... totaled four tackles, including half a sack (-3 yards). **Western Kentucky:** Entered off the bench against the Hilltoppers. **USF:** Rotated in along the defensive front. **Wisconsin:** Recorded three tackles against the Badgers. **Georgia:** Contributed one tackle, including half a sack (-3 yards) that forced a UGA safety.

KOHT'S CAREER STATISTICS

Year	Tackles					Fumbles					
	G-S	TT	UT	AT	TFL	QBH	Sacks	FF	FR	PBU	INT
2022	4-0	0	0	0	0-0	0	0-0	0	0-0	0	0-0
2023	3-0	4	2	2	1.5-2	0	0-0	0	0-0	0	0-0
2024	4-0	4	3	1	0.5-3	0	0.5-3	0	0-0	0	0-0
TOTAL	11-0	8	5	3	2-5	0	0.5-3	0	0-0	0	0-0

KOHT'S CAREER BESTS

Tackles 3 at Wisconsin, 2024
Tackles for Loss 1 vs. Middle Tennessee, 2023
Yards Lost 3 vs. Georgia, 2024
Sacks 0.5 vs. Georgia, 2024
Yards Lost 3 vs. Georgia, 2024



20
JAH-MARIEN
LATHAM

Reform, Ala.
Pickens County

DL / R-Sr. / 6-3 / 278 / 2L

SENIOR (2024): Veteran defensive lineman for the Crimson Tide ... expanded his role last season before earning a starting spot this fall ... totaled eight tackles, a fumble recovery and one quarterback hurry across four starts. **Western Kentucky:** Got the start against the Hilltoppers ... finished with one tackle on the night. **USF:** Recorded

three tackles and a quarterback hurry against the Bulls. **Wisconsin:** Contributed three stops on the day. **Georgia:** Recovered a fumble and added one tackle in the top-five matchup.

LATHAM'S CAREER STATISTICS

Year	Tackles					Fumbles					
	G-S	TT	UT	AT	TFL	QBH	Sacks	FF	FR	PBU	INT
2020	1-0	0	0	0	0-0	0	0-0	0	0-0	0	0-0
2021	4-0	1	1	0	0-0	0	0-0	0	0-0	0	0-0
2022	12-0	4	1	3	0-0	2	0-0	0	0-0	0	0-0
2023	14-0	8	2	6	1.5-12	4	1.5-12	0	0-0	1	0-0
2024	4-4	8	4	4	0-0	1	0-0	0	1-0	0	0-0
TOTAL	35-4	21	8	13	1.5-12	7	1.5-12	0	1-0	1	0-0

LATHAM'S CAREER BESTS

Tackles 3 (three times); last at Wisconsin, 2024
Tackles for Loss 1 vs. Arkansas, 2023
Yards Lost 11 vs. Arkansas, 2023
Sacks 1 vs. Arkansas, 2023
Yards Lost 11 vs. Arkansas, 2023
Quarterback Hurries 2 at Mississippi State, 2023
Pass Breakups 1 at Mississippi State, 2023
Fumble Recoveries 1 vs. Georgia, 2024



1
KENDRICK
LAW

Shreveport, La.
Captain Shreve

WR / Jr. / 5-11 / 209 / 2L

JUNIOR (2024): An explosive talent who is a threat with the ball in his hands ... earned a starting spot at wideout while also working in the return game ... caught two passes for 41 yards and a touchdown while also rushing twice for six yards ... added two kickoff returns for a combined 77 yards. **Western Kentucky:** Caught one pass for a 22-yard touchdown ... added one rush for a gain of seven. **USF:** Returned one kickoff for a 52-yard gain ... also saw one target at wideout. **Wisconsin:** Started at wideout while also contributing on special teams in Madison. **Georgia:** Exited the game early due to injury ... caught one pass for 19 yards and a first down while also rushing once ... added a 25-yard kick return.

LAW'S CAREER STATISTICS

Year	Rushing					Receiving					
	G-S	Att.	Yds.	Avg.	TD	LP	Rec.	Yds.	Avg.	TD	LP
2022	11-0	0	0	0.0	0	--	8	103	12.9	0	39
2023	13-3	0	0	0.0	0	--	15	135	9.0	0	34
2024	4-3	2	6	3.0	0	7	2	41	20.5	1	22
TOTAL	28-6	2	6	3.0	0	7	25	279	11.2	1	39

KICKOFF RETURNS

Year	G	No.	Yards	Avg.	TD	LP
2023	13	17	405	23.8	0	33
2024	3	2	77	38.5	0	52
TOTAL	16	19	482	25.4	0	52

LAW'S CAREER BESTS

Receptions 3 (twice); last at Auburn, 2023
Receiving Yards 52 vs. Auburn, 2022
Long Reception 39 vs. Auburn, 2022
Touchdowns 1 vs. Western Kentucky, 2024
Rushes 1 (twice); last vs. Georgia, 2024
Rushing Yards 7 vs. Western Kentucky, 2024
Long Rush 7 vs. Western Kentucky, 2024
Kickoff Returns 3 (twice); last vs. LSU, 2023
Kickoff Return Yards 80 at Texas A&M, 2023
Long Kickoff Return 52 vs. USF, 2024
Tackles 2 vs. Kansas State, 2022



**DEONTAE
LAWSON**

Mobile, Ala.
Mobile Christian

LB / R-Jr. / 6-2 / 239 / 2L

Lott Trophy Player of the Week (Georgia)

JUNIOR (2024): An imposing presence in the middle of the Tide defense ... one of the nation's top linebackers ... Alabama's signal-caller on defense who wears the green dot for communication ... ranks second on UA for tackles with 31, including three for loss (-16 yards) and one sack (-11 yards) ... added three pass breakups and a forced fumble ... named a preseason second team All-American by CBS Sports, ESPN.com and USA Today ... earned a spot on the Butkus Award Watch List, presented each year to the nation's top linebacker ... tabbed to the watch lists for the Bednarik, Lott and Nagurski, which all recognize the top defensive player in college football ... also named to the Lombardi Award Watch List ... earned Lott Trophy Player of the Week recognition for his efforts against Georgia. **Western Kentucky:** Tied for the team-high total for tackles with nine, including one for loss (-4 yards) ... also recorded a pass breakup against the Hilltoppers. **USF:** Notched five stops on the night. **Wisconsin:** Put together a big day in Madison ... finished with seven tackles, a forced fumble and one pass breakup. **Georgia:** Led the Tide with 10 tackles, including two for loss (-12 yards) and one sack (-11 yards) ... also broke up one pass against the Bulldogs.

LAWSON'S CAREER STATISTICS

Year	Tackles					Fumbles					
	G-S	TT	UT	AT	TFL	QBH	Sacks	FF	FR	PBU	INT
2021	4-0	0	0	0	0-0	0	0-0	0	0-0	0	0-0
2022	11-4	51	24	27	2.5-7	0	0-0	0	0-0	4	0-0
2023	11-11	67	32	35	5.5-26	4	3-21	0	0-0	4	0-0
2024	4-4	31	17	14	3-16	0	1-11	1	0-0	3	0-0
TOTAL	30-19	149	73	76	11-49	4	4-32	1	0-0	11	0-0

LAWSON'S CAREER BESTS

Tackles 12 vs. Tennessee, 2023
Tackles for Loss 2 (twice); last vs. Georgia, 2024
Yards Lost 14 vs. Middle Tennessee, 2023
Sacks 1 (four times); last vs. Georgia, 2024
Yards Lost 12 vs. Middle Tennessee, 2023
Quarterback Hurries 1 (four times); last vs. LSU, 2023
Pass Breakups 2 (twice); last vs. Michigan, 2023
Forced Fumbles 1 at Wisconsin, 2024



87
DANNY
LEWIS JR.

New Iberia, La.
Westgate

TE / R-So. / 6-5 / 257 / 1L

SOPHOMORE (2024): Redshirted in his first season with the Tide before expanding his role last season ... contributes at tight end and on special teams.
Western Kentucky: Saw time in the season opener.
USF: Worked on special teams against the Bulls.
Wisconsin: Earned snaps in Madison. **Georgia:** Entered on special teams in the top-five pairing.

LEWIS JR.'S CAREER STATISTICS

Year	Rushing					Receiving					
	G-S	Att.	Yds.	Avg.	TD	LP	Rec.	Yds.	Avg.	TD	LP
2022	5-0	0	0	0.0	0	--	0	0	0.0	0	--
2023	14-1	0	0	0.0	0	--	1	5	5.0	0	5
2024	4-0	0	0	0.0	0	--	0	0	0.0	0	--
TOTAL	23-1	0	0	0.0	0	--	1	5	5.0	0	5

KICKOFF RETURNS

Year	G	No.	Yards	Avg.	TD	LP
2023	2	1	14	14.0	0	14

LEWIS JR.'S CAREER BESTS

Receptions	1 vs. Chattanooga, 2023
Receiving Yards	5 vs. Chattanooga, 2023
Long Reception	5 vs. Chattanooga, 2023
Kickoff Returns	1 vs. Chattanooga, 2023
Kickoff Return Yards	14 vs. Chattanooga, 2023
Long Kickoff Return	14 vs. Chattanooga, 2023



88
JAY
LINDSEY

Butler, Ala.
Patrician Academy

TE / Fr. / 6-5 / 255 / HS

• **Offensive Player of the Week - UA Coaching Staff**
Wisconsin

FRESHMAN (2024): Talented in-state product in the latest recruiting cycle ... provides depth to the Crimson Tide's tight end room ... selected as one of the offensive (scout) players of the week by the UA coaching staff for his work leading up to the Wisconsin game. **Western Kentucky:** Made his collegiate debut against the Hilltoppers. **Wisconsin:** Saw time off the bench in Madison.

LINDSEY'S CAREER STATISTICS

Year	Rushing					Receiving					
	G-S	Att.	Yds.	Avg.	TD	LP	Rec.	Yds.	Avg.	TD	LP
2024	2-0	0	0	0.0	0	--	0	0	0.0	0	--



89
TY
LOCKWOOD

Thompson's Station, Tenn.
Independence

TE / R-Fr. / 6-5 / 239 / RS

REDSHIRT FRESHMAN (2024): Returns for his second season at the Capstone after redshirting in year one ... a depth piece in the Tide's deep tight end room. **Western Kentucky:** Saw time against the Hilltoppers. **Wisconsin:** Entered late on offense.

LOCKWOOD'S CAREER STATISTICS

Year	Rushing					Receiving					
	G-S	Att.	Yds.	Avg.	TD	LP	Rec.	Yds.	Avg.	TD	LP
2023	2-0	0	0	0.0	0	--	0	0	0.0	0	--
2024	2-0	0	0	0.0	0	--	0	0	0.0	0	--
TOTAL	4-0	0	0	0.0	0	--	0	0	0.0	0	--



12
DYLAN
LONERAGAN

Snellville, Ga.
Brookwood

QB / R-Fr. / 6-2 / 214 / RS

REDSHIRT FRESHMAN (2024): A talented backup at quarterback ... redshirted his first season after seeing action in one game. **Western Kentucky:** Entered late in the second half against the Hilltoppers ... rushed one time for 16 yards and a first down.

LONERAGAN'S CAREER STATISTICS

Year	Passing					Rushing					
	G-S	Com-Att-Int	Pct.	Yds	TD	LP	No.	Yds	Avg.	TD	LP
2023	1-0	2-2-0	100.0	12	0	7	1	5	5.0	0	5
2024	1-0	0-0-0	0.0	0	0	--	1	16	16.0	0	16
TOTAL	2-0	2-2-0	100.0	12	0	7	2	21	10.5	0	16

LONERAGAN'S CAREER BESTS

Completions	2 vs. Chattanooga, 2023
Attempts	2 vs. Chattanooga, 2023
Passing Yards	12 vs. Chattanooga, 2023
Long Pass	7 vs. Chattanooga, 2023
Rushes	1 (twice); last vs. Western Kentucky, 2024
Rushing Yards	16 vs. Western Kentucky, 2024
Long Rush	16 vs. Western Kentucky, 2024



32
JAY
LOPER JR.

Daphne, Ala.
Bayside Academy

WR / Jr. / 5-11 / 180 / SQ

• **Special Teams Player of the Week - UA Coaching Staff**
Western Kentucky

JUNIOR (2024): A walk-on wideout for UA ... earned special teams (scout) player of the week recognition from the Crimson Tide coaches for his efforts leading up to the Western Kentucky game. **Western Kentucky:** Saw his first collegiate action against the Hilltoppers.

LOPER JR.'S CAREER STATISTICS

Year	Rushing					Receiving					
	G-S	Att.	Yds.	Avg.	TD	LP	Rec.	Yds.	Avg.	TD	LP
2024	1-0	0	0	0.0	0	--	0	0	0.0	0	--



5
KING
MACK

Miami, Fla.
St. Thomas Aquinas/Penn State

DB / So. / 5-10 / 206 / TR

SOPHOMORE (2024): Joined the Crimson Tide after one season at Penn State ... works in the defensive backfield while also contributing on special teams. **Western Kentucky:** Made his Alabama debut in the season opener. **USF:** Saw time against the Bulls. **Wisconsin:** Recorded one tackle on special teams while also working on defense in Madison. **Georgia:** Contributed on both defense and special teams against the Bulldogs ... finished with one tackle.

MACK'S CAREER STATISTICS (AT ALABAMA)

Year	Tackles					Fumbles					
	G-S	TT	UT	AT	TFL	QBH	Sacks	FF	FR	PBU	INT
2024	4-0	2	1	1	0-0	0	0-0	0	0-0	0	0-0

MACK'S CAREER BESTS (AT ALABAMA)

Tackles	1 (twice); last vs. Georgia, 2024
---------	-----------------------------------



/// 38
ALIJAH MAY

Pinson, Ala.
Pinson Valley

DB / Sr. / 5-11 / 195 / SQ

SENIOR (2024): A walk-on defensive back who is in his fourth year with the program. **Western Kentucky:** Saw time against the Hilltoppers.

MAY'S CAREER STATISTICS

Year	Tackles					Fumbles					
	G-S	TT	UT	AT	TFL	QBH	Sacks	FF	FR	PBU	INT
2024	1-0	0	0	0	0-0	0	0-0	0	0-0	0	0-0



/// 9
JAYLEN MBAKWE

Clay, Ala.
Clay-Chalkville

DB / Fr. / 5-11 / 192 / HS

FRESHMAN (2024): One of the top athletes in the latest recruiting cycle ... settled in at defensive back since arriving in Tuscaloosa ... also contributes on special teams ... totaled four tackles and a pair of pass breakups ... added one punt return for a gain of 28. **Western Kentucky:** Played extended minutes on defense while also working on special teams against the Hilltoppers ... finished with four tackles and a pass breakup in the opener ... also spent time on kickoff and punt return. **USF:** Saw time on defense and special teams ... returned one punt for a 28-yard gain. **Wisconsin:** Contributed on defense and special teams in Madison. **Georgia:** Broke up one pass in the top-five pairing.

MBAKWE'S CAREER STATISTICS

Year	Tackles					Fumbles					
	G-S	TT	UT	AT	TFL	QBH	Sacks	FF	FR	PBU	INT
2024	4-0	4	3	1	0-0	0	0-0	0	0-0	2	0-0

PUNT RETURNS

Year	G	No.	Yards	Avg.	TD	LP
2024	3	1	28	28.0	0	28

KICKOFF RETURNS

Year	G	No.	Yards	Avg.	TD	LP
2024	2	0	0	0.0	0	--

MBAKWE'S CAREER BESTS

Tackles	4 vs. Western Kentucky, 2024
Pass Breakups	1 (twice); last vs. Georgia, 2024
Punt Returns	1 vs. USF, 2024
Punt Return Yards	28 vs. USF, 2024
Long Punt Return	28 vs. USF, 2024



/// 58
MILES McVAY

East Saint Louis, Ill.
East Saint Louis

OL / R-Fr. / 6-6 / 342 / RS

REDSHIRT FRESHMAN (2024): Redshirted during his first season with the Crimson Tide ... working into a role at the tackle spots in year two ... played in all four games on special teams while also rotating in along the offensive front. **Western Kentucky:** Played 28 snaps against the Hilltoppers, totaling three knockdown blocks. **USF:** Working up front on the Tide's PAT unit. **Wisconsin:** Entered off the bench for 11 snaps in Madison ... also continued his work on special teams. **Georgia:** Contributed to the Tide's special teams units.



/// 26
JAM MILLER

Tyler, Texas
Tyler Legacy

RB / Jr. / 5-10 / 218 / 2L

JUNIOR (2024): Shifty runner with speed who is also a threat in the passing game ... provides the Crimson Tide with a 1-2 punch at running back along with Justice Haynes ... leads UA with 273 yards and three scores on 34 rushes ... added two receptions for 24 yards and a touchdown ... named to the Doak Walker Award Watch List, presented annually to the nation's top running back. **Western Kentucky:** Totaled 54 yards and a touchdown on only five carries ... had a long rush of 39. **USF:** Led all Tide rushers with 140 yards and one touchdown on only 15 carries ... averaged 9.3 yards per rush with a long gain of 56 which resulted in a score ... added one reception for an eight-yard gain. **Wisconsin:** Accumulated 71 yards on only nine rushes to go with a touchdown ... broke through the defense for a 34-yard score, the longest rush of the day by either team. **Georgia:** Caught one pass for a 16-yard touchdown ... added five rushes for eight total yards.

MILLER'S CAREER STATISTICS

Year	Rushing						Receiving					
	G-S	Att.	Yds.	Avg.	TD	LP	Rec.	Yds.	Avg.	TD	LP	
2022	13-0	33	223	6.8	2	40	1	-1	-1.0	0	0	
2023	14-0	41	201	4.9	1	45	4	73	18.3	1	35	
2024	4-0	34	273	8.0	3	56	2	24	12.0	1	16	
TOTAL	31-0	108	697	6.5	6	56	7	96	13.7	2	35	

MILLER'S CAREER BESTS

Rushes	15 vs. USF, 2024
Rushing Yards	140 vs. USF, 2024
Long Rush	56 vs. USF, 2024
Touchdowns	2 vs. Vanderbilt, 2022
Receptions	1 (seven times); last vs. Georgia, 2024
Receiving Yards	35 vs. LSU, 2023
Touchdowns	1 (twice); last vs. Georgia, 2024
Tackles	1 (four times); last at Kentucky, 2023



/// 4
JALEN MILROE

Katy, Texas
Tompkins

QB / R-Jr. / 6-2 / 225 / 2L

- Davey O'Brien 'Great 8' of the Week (Western Kentucky)
- SEC Offensive Player of the Week (Wisconsin)
- Davey O'Brien Quarterback of the Week (Wisconsin)
- Earl Campbell Tyler Rose Honor Roll (Wisconsin)
- Manning Award 'Star of the Week' List (Wisconsin)
- Maxwell Award Player of the Week (Wisconsin)
- Reese's Senior Bowl Offensive POTW (Wisconsin)
- SEC Offensive Player of the Week (Georgia)
- Davey O'Brien Quarterback of the Week (Georgia)
- Manning Award 'Star of the Week' List (Georgia)
- Maxwell Award Player of the Week (Georgia)
- Shrine Bowl 'Monday Morning Quarterback' (Georgia)
- Walter Camp Offensive Player of the Week (Georgia)
- Offensive Player of the Week - UA Coaching Staff
Western Kentucky, Wisconsin, Georgia

JUNIOR (2024): Regarded as one of the top quarterbacks and athletes at any position in all of college football ... returned for his second season as the Tide's starting quarterback ... responsible for 110 total points to lead the SEC and rank third nationally while his 27.5 points per game are tops in the FBS ... owns a 204.7 passing efficiency mark that ranks second in Division I ... completing 72.9 percent of his passes to rank third in the SEC and seventh nationally ... averaging 11.34 yards per pass attempt to rank third in the country while his 15.55 passing yards per completion are fourth in the league and 10th Division I ... accounted for 18 total touchdowns ... thrown for 10 scores to rank third in the conference ... rushed for eight touchdowns to tie for the national lead by a quarterback and fifth at any position ... scored 48 total points to rank fifth in the conference 13th in Division I ... thrown for 964 yards and 10 scores on 62-of-85 passing with one interception ... rushed 52 times for 273 yards and eight touchdowns on the ground ... named to the watch lists for the Davey O'Brien, Manning and Unitas, which all recognize the nation's premiere signal-caller ... earned a spot on the watch lists for the Maxwell Award and Walter Camp Player of the Year ... also tabbed to the Earl Campbell Tyler Rose Award Watch List ... named the Reese's Senior Bowl Offensive Player of the Week after Wisconsin ... tabbed the Shrine Bowl 'Monday Morning Quarterback' after Georgia ... selected as a Manning Award 'Star of the Week' following the trip to UW and after Georgia ... earned Earl Campbell Player of the Week after UGA while also being tabbed to the honor roll following Wisconsin ... selected as the O'Brien Quarterback of the Week following Wisconsin and Georgia while also being

named to the 'Great 8' list after Western Kentucky ... garnered Walter Camp Offensive Player of the Week accolades after UGA ... named the Maxwell Award Player of the Week following Wisconsin and Georgia ... named SEC Offensive Player of the Week after downing the Badgers and Bulldogs ... earned offensive (skill) player of the week recognition from the Alabama coaching staff for his play against Western Kentucky, Wisconsin and Georgia. **Western Kentucky:** Was efficient in just over a half of action, totaling five touchdowns on the night ... finished 7-of-9 passing for 200 yards and three scores ... added 10 rushes for 79 yards and two touchdowns with his legs. **USF:** Contributed four touchdowns on the night, including two through the air and a pair with his legs ... was 17-of-27 passing for 199 yards while rushing 12 times. **Wisconsin:** Finished with five total touchdowns on the day, including three passing and two rushing ... racked up 196 yards and three scores on 12-of-17 passing ... added 75 yards and two scores across 15 carries with his legs. **Georgia:** Accounted for a career-high 491 yards and tallied four touchdowns against the Bulldogs' top-ranked defense ... threw for 374 yards and two scores on 27-of-33 passing ... added two rushing touchdowns and 117 yards on 16 rushes.

MILROE'S CAREER STATISTICS

Year	Passing					Rushing					
	G-S	Com-Att-Int	Pct.	Yds	TD	LP	No.	Yds	Avg.	TD	LP
2021	4-0	3-7-0	42.8	41	1	24	15	57	3.8	0	15
2022	8-1	31-53-3	58.5	297	5	35	31	263	8.5	1	77
2023	13-13	187-284-6	65.8	2,834	23	79	161	531	3.3	12	53
2024	4-4	62-85-1	72.9	964	10	84	52	273	5.3	8	40
TOTAL	29-18	283-429-10	66.0	4,136	39	84	259	1,124	4.3	21	77

MILROE'S CAREER BESTS

Completions	27 vs. Georgia, 2024
Attempts	33 (twice); last vs. Georgia, 2024
Passing Yards	374 vs. Georgia, 2024
Long Pass	84 vs. Western Kentucky, 2024
Touchdowns	3 (seven times); last at Wisconsin, 2024
Rushes	21 vs. Michigan, 2023
Rushing Yards	155 vs. LSU, 2023
Long Rush	77 at Arkansas, 2022
Touchdowns	4 vs. LSU, 2023



/// 12
ZAVIER
MINCEY

Daytona Beach, Fla.
Mainland

DB / Fr. / 6-3 / 204 / HS

FRESHMAN (2024): Lengthy defensive back from the talent-rich state of Florida ... contributes on special teams while working to expand his role in the Tide secondary. **Western Kentucky:** Made his collegiate debut in the Tide's season opener. **USF:** Worked on defense and special teams against the Bulls. **Wisconsin:** Recorded one tackle in Madison. **Georgia:** Saw time on special teams in the top-five matchup.

MINCEY'S CAREER STATISTICS

Year	Tackles					Fumbles					
	G-S	TT	UT	AT	TFL	QBH	Sacks	FF	FR	PBU	INT
2024	4-0	1	1	0	0-0	0	0-0	0	0-0	0	0-0

MINCEY'S CAREER BESTS

Tackles **1 at Wisconsin, 2024**



/// 55
ROQ
MONTGOMERY

Anniston, Ala.
Anniston

OL / R-Fr. / 6-3 / 337 / RS

REDSHIRT FRESHMAN (2024): In-state product who redshirted during his first season at UA ... provides depth on the interior of the Crimson Tide's offensive line ... played in four games on special teams while also rotating in along the offensive front. **Western Kentucky:** Recorded 30 snaps against the Hilltoppers, finishing with three knockdown blocks on the night. **USF:** Entered for two snaps at center while continuing his role on special teams against the Bulls. **Wisconsin:** Totaled 11 snaps on the offensive line and recorded one knockdown. **Georgia:** Contributed on special teams.



/// 13
MALACHI
MOORE

Trussville, Ala.
Hewitt-Trussville

DB / Gr. / 6-0 / 201 / 4L

• **Defensive Player of the Week - UA Coaching Staff**
USF

GRADUATE (2024): Passed up on entering the NFL Draft to return for his final season with the Crimson Tide ... one of the top defensive backs in college football ... recorded 23 tackles, including half a tackle for loss (-1 yard) ... also contributed four pass breakups and a forced fumble ... named a preseason second team All-American by The Sporting News and CBS Sports ... earned a spot on the Thorpe Award Watch List, presented each year to the nation's top defensive back ... selected to the watch lists for the Bednarik, Lott and Nagurski, which are presented to the top defensive player in college football ... also tabbed to the Walter Camp Player of the Year Watch List ... selected as one of the defensive (skill) players of the week by the Crimson Tide coaches for his play against USF. **Western Kentucky:** Recorded two tackles in the season opener. **USF:** Played a key role in limiting the Bulls to only 103 yards passing ... finished with seven stops and a pair of pass breakups on the night. **Wisconsin:** Had his day cut short due to injury ... forced a key fumble and added seven tackles, including half a tackle for loss (-1 yard). **Georgia:** Broke up two passes and recorded seven total stops in the top-five matchup.

MOORE'S CAREER STATISTICS

Year	Tackles					Fumbles					
	G-S	TT	UT	AT	TFL	QBH	Sacks	FF	FR	PBU	INT
2020	11-11	44	27	17	4-8	2	0-0	1	1-28	6	3-42
2021	15-9	17	11	6	2-3	1	0-0	0	0-0	1	1-1
2022	13-1	31	19	12	1.5-12	0	1.5-12	0	0-0	5	0-0
2023	13-13	52	30	22	5-13	1	0-0	0	0-0	5	1-0
2024	4-4	23	13	10	0.5-1	0	0-0	1	0-0	4	0-0
TOTAL	56-38	167	100	67	13-37	4	1.5-12	2	1-28	21	5-41

MOORE'S CAREER BESTS

Tackles	8 (twice); last at USF, 2023
Tackles for Loss	2 (twice); last at Mississippi State, 2023
Yards Lost	10 vs. Kansas State, 2022
Sacks	1 vs. Kansas State, 2022
Yards Lost	10 vs. Kansas State, 2022
Quarterback Hurries	1 (four times); last vs. Ole Miss, 2023
Interceptions	1 (five times); last at USF, 2023
Return Yards	42 vs. Georgia, 2020
Pass Breakups	2 (six times); last vs. Georgia, 2024
Forced Fumbles	1 (twice); last at Wisconsin, 2024
Fumble Recoveries	1 at Tennessee, 2020
Fumble Return Yards	28 at Tennessee, 2020
Touchdowns (Fumble Recovery)	1 at Tennessee, 2020
Touchdowns (Blocked Punt)	1 vs. ULM, 2022



/// 16
RED
MORGAN

Phenix City, Ala.
Central

DB / Fr. / 6-0 / 186 / HS

FRESHMAN (2024): Versatile defensive back who can play multiple positions in the Tide secondary ... works on defense and special teams ... recorded seven tackles, including one for loss (-2 yards), to go with a pass breakup. **Western Kentucky:** Recorded one tackle for loss (-2 yards) and a pass breakup in his collegiate debut. **USF:** Finished with one stop on the night. **Wisconsin:** Totaled three tackles in Madison. **Georgia:** Contributed two tackles against the Bulldogs.

MORGAN'S CAREER STATISTICS

Year	Tackles					Fumbles					
	G-S	TT	UT	AT	TFL	QBH	Sacks	FF	FR	PBU	INT
2024	4-0	7	6	1	1-2	0	0-0	0	0-0	1	0-0

MORGAN'S CAREER BESTS

Tackles	3 at Wisconsin, 2024
Tackles for Loss	1 vs. Western Kentucky, 2024
Yards Lost	2 vs. Western Kentucky, 2024
Pass Breakups	1 vs. Western Kentucky, 2024



14
GRAHAM NICHOLSON

Cincinnati, Ohio
Summit Country Day/Miami

PK / Sr. / 6-0 / 183 / TR

SENIOR (2024): Transferred to Alabama after three successful seasons at Miami of Ohio ... the reigning Lou Groza Award winner ... accumulated 26 total points on 23 made PATs and one field goal ... garnered preseason first team All-America recognition from the Associated Press, The Sporting News and Walter Camp along with CBS Sports, ESPN.com and USA Today ... also named to the watch list for the Groza.

Western Kentucky: Finished a perfect 7-of-7 on PATs against the Hilltoppers. **USF:** Made all six of his PAT attempts on the night. **Wisconsin:** Went 0-for-1 on his lone field goal try while hitting on all six PATs. **Georgia:** Hit on all four PAT tries while adding his first field goal of the season from 28 yards.

NICHOLSON'S CAREER STATISTICS (AT ALABAMA)

Year	Extra Points			Field Goals			
	G-S	XP-A	Pct.	FG-A	Pct.	Long	Pts.
2024	4-4	23-23	100.0	1-2	50.0	28	26

FIELD GOAL BREAKDOWN

Year	1-19	20-29	30-39	40-49	50+
2024	0-0	1-1	0-0	0-1	0-0

NICHOLSON'S CAREER BESTS (AT ALABAMA)

Field Goals Made	1 vs. Georgia, 2024
Field Goal Attempts	1 vs. Georgia, 2024
Long Field Goal	28 vs. Georgia, 2024
PAT Made	7 vs. Western Kentucky, 2024
PAT Attempts	7 vs. Western Kentucky, 2024
Points	7 vs. Western Kentucky, 2024



10
JHEIEM OATIS

Columbia, Miss.
Columbia

DL / Jr. / 6-5 / 325 / 2L

JUNIOR (2024): Powerful presence on the interior of Alabama's defensive line ... battled injuries last season but is back to full strength ... recorded two tackles, a quarterback hurry and one pass breakup. **Western Kentucky:** Finished with two tackles and a pass breakup in the season opener. **USF:** Recorded one quarterback pressure against the Bulls. **Wisconsin:** Rotated in along the defensive front in Madison. **Georgia:** Contributed up front in the top-five pairing.

OATIS' CAREER STATISTICS

Year	Tackles							Fumbles				
	G-S	TT	UT	AT	TFL	QBH	Sacks	FF	FR	PBU	INT	
2022	12-10	29	10	19	2-9	4	1-8	0	0-0	2	0-0	
2023	13-3	26	9	17	1-7	2	0-5	0	0-0	2	0-0	
2024	4-0	2	1	1	0-0	1	0-0	0	0-0	1	0-0	
TOTAL	29-13	57	20	37	3-16	7	1-13	0	0-0	5	0-0	

OATIS' CAREER BESTS

Tackles	8 at Arkansas, 2022
Tackles for Loss	1 at Arkansas, 2022
Yards Lost	8 at Arkansas, 2022
Sacks	1 at Arkansas, 2022
Yards Lost	8 at Arkansas, 2022
Quarterback Hurries	1 (seven times); last vs. USF, 2024
Pass Breakups	1 (five times); last vs. Western Kentucky, 2024



18
CALEB ODOM

Carrollton, Ga.
Carrollton

WR / Fr. / 6-5 / 227 / HS

FRESHMAN (2024): Signed with the Tide as a tight end before moving to wideout during the spring ... a big body in the wide receiver room ... also contributes on special teams ... recorded five catches for 45 yards on the season. **Western Kentucky:** Caught two passes for 23 yards in his first collegiate game. **USF:** Recorded one catch for a six-yard gain against the Bulls. **Wisconsin:** Totaled 16 yards across his two receptions. **Georgia:** Saw time on offense and special teams.

ODOM'S CAREER STATISTICS

Year	Rushing					Receiving					
	G-S	Att.	Yds.	Avg.	TD	LP	Rec.	Yds.	Avg.	TD	LP
2024	4-0	0	0	0.0	0	--	5	45	9.0	0	15

ODOM'S CAREER BESTS

Receptions	2 (twice); last at Wisconsin, 2024
Receiving Yards	23 vs. Western Kentucky, 2024
Long Reception	15 vs. Western Kentucky, 2024



41
JUSTIN OKORONKWO

Munich, Germany
Therese von Bayern School

LB / Fr. / 6-3 / 228 / HS

FRESHMAN (2024): An international prospect who comes to Tuscaloosa from Germany ... contributes on special teams while also seeing time on defense ... totaled four tackles. **Western Kentucky:** Saw his first collegiate action against the Hilltoppers. **USF:** Recorded one tackle on kickoff coverage. **Wisconsin:** Made two tackles on defense against the Badgers. **Georgia:** Registered one tackle on special teams in the top-five matchup.

OKORONKWO'S CAREER STATISTICS

Year	Tackles							Fumbles				
	G-S	TT	UT	AT	TFL	QBH	Sacks	FF	FR	PBU	INT	
2024	4-0	4	1	3	0-0	0	0-0	0	0-0	0	0-0	

OKORONKWO'S CAREER BESTS

Tackles 2 at Wisconsin, 2024



33
HUNTER OSBORNE

Trussville, Ala.
Hewitt-Trussville

DL / R-Fr. / 6-4 / 298 / RS


REDSHIRT FRESHMAN (2024): Redshirted during his first season in Tuscaloosa ... provides depth along the Tide's defensive line. **Western Kentucky:** Saw his first collegiate action against the Hilltoppers. **Wisconsin:** Recorded one tackle in Madison.

OSBORNE'S CAREER STATISTICS

Year	Tackles							Fumbles				
	G-S	TT	UT	AT	TFL	QBH	Sacks	FF	FR	PBU	INT	
2024	2-0	1	0	1	0-0	0	0-0	0	0-0	0	0-0	

OSBORNE'S CAREER BESTS

Tackles 1 at Wisconsin, 2024



45
ROBBIE OUZTS

Rock Hill, S.C.
Rock Hill

TE / Sr. / 6-4 / 270 / 3L

SENIOR (2024): Hybrid tight end who has contributed in a big way each of his first three seasons in Tuscaloosa ... totaled two receptions for 10 yards. **Western Kentucky:** Saw time against the Hilltoppers. **USF:** Caught one pass for a gain of three yards. **Wisconsin:** Helped the Tide rack up 400-plus yards of offense on the day. **Georgia:** Got the start against the Bulldogs ... recorded one catch for a seven-yard gain.

OUZTS' CAREER STATISTICS

Year	Rushing					Receiving					
	G-S	Att.	Yds.	Avg.	TD	LP	Rec.	Yds.	Avg.	TD	LP
2021	11-0	0	0	0.0	0	--	1	8	8.0	0	8
2022	13-3	0	0	0.0	0	--	4	43	10.8	0	17
2023	14-7	0	0	0.0	0	--	3	33	11.0	1	21
2024	4-1	0	0	0.0	0	--	2	10	5.0	0	7
TOTAL	42-11	0	0	0.0	0	--	10	94	9.4	1	21

KICKOFF RETURNS

Year	G	No.	Yards	Avg.	TD	LP
2023	14	2	22	11.0	0	11

OUZTS' CAREER BESTS

Receptions	2 vs. Auburn, 2022
Receiving Yards	29 vs. Auburn, 2022
Long Reception	21 vs. Ole Miss, 2023
Touchdowns	1 vs. Chattanooga, 2023
Kickoff Returns	1 (twice); last vs. Chattanooga, 2023
Kickoff Return Yards	11 (twice); last vs. Chattanooga, 2023
Long Kickoff Return	11 (twice); last vs. Chattanooga, 2023



22
LT
OVERTON

Milton, Ga.
Milton/Texas A&M

DL / Jr. / 6-5 / 283 / TR

• **Defensive Player of the Week - UA Coaching Staff**
Wisconsin

JUNIOR (2024): Transferred to Alabama after spending two seasons at Texas A&M ... immediately earned a significant role along the defensive front ... leads the Tide defense with four quarterback hurries ... also contributed 13 tackles, including one sack (-4 yards), to go with a forced fumble and a pass breakup ... named a defensive (power) player of the week by the Crimson Tide coaching staff for his efforts at Wisconsin. **Western Kentucky:** Finished with four tackles in his Crimson Tide debut. **USF:** Racked up four quarterback hurries to go with one tackle against the Bulls. **Wisconsin:** Put together a dominant performance in Madison ... recorded six tackles, including one sack (-4 yards) ... also forced a fumble and had one pass breakup on the day. **Georgia:** Totaled two tackles against the Bulldogs.

OVERTON'S CAREER STATISTICS (AT ALABAMA)

Tackles		Fumbles	
Year	G-S TT UT AT TFL QBH Sacks FF FR PBU INT	Year	G-S TT UT AT TFL QBH Sacks FF FR PBU INT
2024	4-0 13 3 10 1-4 4 1-4 1 0-0 1 0-0		

OVERTON'S CAREER BESTS (AT ALABAMA)

Tackles	6 at Wisconsin, 2024
Tackles for Loss	1 at Wisconsin, 2024
Yards Lost	4 at Wisconsin, 2024
Sacks	1 at Wisconsin, 2024
Yards Lost	4 at Wisconsin, 2024
Quarterback Hurries	4 vs. USF, 2024
Pass Breakups	1 at Wisconsin, 2024
Forced Fumbles	1 at Wisconsin, 2024



44
DAMON PAYNE JR.

Belleville, Mich.
Belleville

DL / R-Jr. / 6-4 / 313 / 2L

JUNIOR (2024): Veteran defensive lineman who has expanded his role each year with the Tide ... rotates up front in UA's deep line group ... recorded four tackles. **Western Kentucky:** Saw time against

the Hilltoppers. **USF:** Recorded three tackles on the night. **Wisconsin:** Rotated in along the defensive front against the Badgers. **Georgia:** Finished with one stop in the top-five matchup.

PAYNE JR.'S CAREER STATISTICS

Tackles		Fumbles	
Year	G-S TT UT AT TFL QBH Sacks FF FR PBU INT	Year	G-S TT UT AT TFL QBH Sacks FF FR PBU INT
2022	6-0 7 4 3 0.5-1 0 0-0 0 1-0 0 0-0		
2023	14-0 9 1 8 1-5 0 0.5-5 0 0-0 0 0-0		
2024	4-0 4 2 2 0-0 0 0-0 0 0-0 0 0-0		
TOTAL	24-0 20 7 13 1.5-6 0 0.5-0 0 1-0 0 0-0		

PAYNE JR.'S CAREER BESTS

Tackles	3 (twice); last vs. USF, 2024
Tackles for Loss	0.5 (three times); last at Kentucky, 2023
Yards Lost	5 at Kentucky, 2023
Sacks	0.5 at Kentucky, 2023
Yards Lost	5 at Kentucky, 2023
Fumble Recoveries	1 vs. Austin Peay, 2022



47
KOLBY PEAVY

Monroeville, Ala.
Excel

DB / So. / 6-1 / 180 / SQ

• **Defensive Player of the Week - UA Coaching Staff**
Western Kentucky

SOPHOMORE (2024): Walk-on defensive back for the Crimson Tide ... selected as one of the defensive (scout) players of the week by the UA coaches for his efforts leading up to Western Kentucky matchup. **Western Kentucky:** Recorded one tackle on special teams against the Hilltoppers.

PEAVY'S CAREER STATISTICS

Tackles		Fumbles	
Year	G-S TT UT AT TFL QBH Sacks FF FR PBU INT	Year	G-S TT UT AT TFL QBH Sacks FF FR PBU INT
2024	1-0 1 0 1 0-0 1 0-0 0 0-0 0 0-0		

PEAVY'S CAREER BESTS

Tackles	1 vs. Western Kentucky, 2024
---------	------------------------------



42
YHONZAE PIERRE

Eufaula, Ala.
Eufaula

LB / R-Fr. / 6-3 / 239 / RS

REDSHIRT FRESHMAN (2024): Did not see playing time in his first season at the Capstone, redshirting at year's end ... expanded his role in the outside backer group this season ... recorded four tackles and a pair of pass breakups. **Western Kentucky:** Posted one tackle and a pass breakup in his first game of collegiate action. **USF:** Saw time against the Bulls. **Wisconsin:** Was impressive off the edge,


totaling two tackles and a pass breakup in Madison. **Georgia:** Registered one tackle against the Bulldogs.

PIERRE'S CAREER STATISTICS

Tackles		Fumbles	
Year	G-S TT UT AT TFL QBH Sacks FF FR PBU INT	Year	G-S TT UT AT TFL QBH Sacks FF FR PBU INT
2024	4-0 4 2 2 0-0 0 0-0 0 0-0 2 0-0		

PIERRE'S CAREER BESTS

Tackles	2 at Wisconsin, 2024
Pass Breakups	1 (twice); last at Wisconsin, 2024



50
CASEY POE

Lindale, Texas
Lindale

OL / Fr. / 6-4 / 322 / HS

FRESHMAN (2024): Highly regarded offensive line prospect in the latest recruiting cycle ... working to earn a spot in the Tide's deep rotation up front. **Western Kentucky:** Entered off the bench for his first collegiate snaps.



6
KOBE PRENTICE

Calera, Ala.
Calera

WR / Jr. / 5-10 / 188 / 2L

JUNIOR (2024): Playmaker at wideout who returns a wealth of experience ... recorded seven receptions for 92 yards and a touchdown. **Western Kentucky:** Caught a team-high three passes for 43 yards against the Hilltoppers. **USF:** Totaled 34 yards and a touchdown on two receptions ... found the end zone on a 16-yard catch-and-run. **Wisconsin:** Saw time against the Badgers. **Georgia:** Converted one first down across his two catches for 15 total yards.

PRENTICE'S CAREER STATISTICS

Rushing		Receiving	
Year	G-S Att. Yds. Avg. TD LP Rec. Yds. Avg. TD LP	Year	G-S Att. Yds. Avg. TD LP
2022	13-3 0 0 0.0 0 -- 31 337 10.9 2 47		
2023	13-0 0 0 0.0 0 -- 18 314 17.4 2 79		
2024	4-0 0 0 0.0 0 -- 7 92 13.1 1 20		
TOTAL	30-3 0 0 0.0 0 -- 56 743 13.3 5 79		

PRENTICE'S CAREER BESTS

Receptions	9 at Tennessee, 2022
Receiving Yards	93 vs. Arkansas, 2023
Long Reception	79 vs. Arkansas, 2023
Touchdowns	1 (five times); last vs. USF, 2024



57
ELIJAH
PRITCHETT

Columbus, Ga.
Carver

DL / R-So. / 6-6 / 327 / 1L

- **Outland Trophy Player the Week (Wisconsin)**
- **Offensive Player of the Week - UA Coaching Staff Wisconsin**

SOPHOMORE (2024): Big-bodied offensive lineman who saw significant minutes a season ago ... provides versatility and depth along the Alabama front ... played in four games with two starts at right tackle and one at left tackle this season ... added to the Outland Trophy Watch List following the Wisconsin matchup ... named one of the Outland's Players of the Week following the win in Madison ... selected as an offensive (power) player of the week by the Tide coaching staff for his play at Wisconsin. **Western Kentucky:** Saw time at left tackle in the season opener ... totaled 34 snaps and registered two knockdown blocks. **USF:** Entered late off the bench for six snaps at right tackle. **Wisconsin:** Got the start at right tackle against the Badgers ... played 40 snaps while contributing one knockdown block. **Georgia:** Manned the starting right tackle spot for a second consecutive game ... totaled three knockdown blocks and did not allow a sack across his 70 total plays.



74
KADY
PROCTOR

Des Moines, Iowa
Southeast Polk

DL / So. / 6-7 / 369 / 1L

- **Outland Trophy Player the Week (Wisconsin)**
- **Offensive Player of the Week - UA Coaching Staff Wisconsin**

SOPHOMORE (2024): A powerful presence at left tackle ... started all 14 games for the Crimson Tide as a true freshman ... returned to his starting post this fall ... missed the first two games this season due to injury ... returned for the Wisconsin matchup ... added to the Outland Trophy Watch List following the Tide's win over the Badgers ... named one of the Outland's Players of the Week following the game in Madison ... selected as an offensive (power) player of the week by the Alabama coaching staff for his efforts at Wisconsin in his first game back. **Wisconsin:** Returned to action at left tackle ... recorded a team-high tying nine knockdown blocks while grading out at an 85 percent across his 46 snaps. **Georgia:** Earned a 90 percent grade with five knockdown blocks in the top-five matchup ... helped the Tide line keep Jalen Milroe upright all night as the group did not allow a sack.



36
QB
REESE

Birmingham, Ala.
Ramsay

LB / Fr. / 6-0 / 221 / HS

FRESHMAN (2024): In-state linebacker from up the road in Birmingham ... contributes on special teams. **Western Kentucky:** Made his Alabama debut in the season opener. **USF:** Saw time against the Bulls. **Wisconsin:** Worked on special teams in Madison.

REESE'S CAREER STATISTICS

Year	G-S	Tackles					Fumbles				
		TT	UT	AT	TFL	QBH	Sacks	FF	FR	PBU	INT
2024	3-0	0	0	0	0-0	0	0-0	0	0-0	0	0-0



90
JORDAN
RENAUD

Sarasota, Fla.
Tyler Legacy

DL / R-Fr. / 6-4 / 268 / RS

REDSHIRT FRESHMAN (2024): Saw time in two games during his first year at UA, redshirting at season's end ... provides depth along the Tide defensive front ... totaled three tackles. **Western Kentucky:** Saw time in the season opener. **USF:** Recorded one tackle against the Bulls. **Wisconsin:** Finished with two stops in Madison.

RENAUD'S CAREER STATISTICS

Year	G-S	Tackles					Fumbles				
		TT	UT	AT	TFL	QBH	Sacks	FF	FR	PBU	INT
2023	2-0	3	0	3	0.5-0	0	0-0	0	0-0	0	0-0
2024	3-0	3	1	2	0-0	0	0-0	0	0-0	0	0-0
TOTAL	5-0	6	1	5	0.5-0	0	0-0	0	0-0	0	0-0

RENAUD'S CAREER BESTS

Tackles	3 vs. Chattanooga, 2023
Tackles for Loss	0.5 vs. Chattanooga, 2023



28
KEVIN
RILEY

Northport, Ala.
Tuscaloosa County

RB / Fr. / 5-11 / 195 / HS

FRESHMAN (2024): A local talent who signed with the Crimson Tide from just down the street ...

provides UA with another weapon in the backfield. **Western Kentucky:** Accumulated 26 yards on seven carries in the season opener.

RILEY'S CAREER STATISTICS

Year	G-S	Rushing					Receiving				
		Att.	Yds.	Avg.	TD	LP	Rec.	Yds.	Avg.	TD	LP
2024	1-0	7	26	3.7	0	9	0	0	0.0	0	--

RILEY'S CAREER BESTS

Rushes	7 vs. Western Kentucky, 2024
Rushing Yards	26 vs. Western Kentucky, 2024
Long Rush	9 vs. Western Kentucky, 2024



77
JAEDEN
ROBERTS

Houston, Texas
North Shore

OL / R-Jr. / 6-5 / 310 / 1L

- **Outland Trophy Player the Week (Wisconsin)**
- **Offensive Player of the Week - UA Coaching Staff Wisconsin**

JUNIOR (2024): A powerful blocker up front along the Alabama offensive line ... earned a starting role last season ... started all four games at right guard for the Tide ... named to the Lombardi Award Watch List ... added to the Outland Trophy Watch List following the Wisconsin game ... selected as one of the Outland's Players of the Week following the win in Madison ... earned offensive (power) player of the week recognition from the Alabama coaches for his efforts at Wisconsin. **Western Kentucky:** Made the start at right guard and totaled 32 snaps in the season opener ... graded out at an 84 percent by the Tide coaches ... totaled three knockdown blocks while not allowing a sack, pressure or quarterback hit. **USF:** Accumulated seven knockdown blocks across his 78 snaps of action at right guard. **Wisconsin:** Graded out at a 92 percent across his 39 snaps of action in Madison ... recorded six knockdowns from his right guard spot. **Georgia:** Recorded a team-high eight knockdowns across his 70 snaps of action ... did not allow a sack as the Tide line kept Jalen Milroe upright all night.



34
QUE
ROBINSON

Birmingham, Ala.
Jackson-Olin

LB / R-Sr. / 6-5 / 241 / 3L

SENIOR (2024): One of the Tide's veteran leaders on the defensive side of the ball ... provides a pass-rush threat off the edge ... totaled 12 tackles, including 3.5 sacks (-30 yards) ... also notched two quarterback hurries, a forced fumble and one fumble recovery. **Western Kentucky:** Recorded one

sack (-10 yards) and a quarterback hurry in the season opener. **USF:** Totaled seven stops, including one sack (-7 yards), against the Bulls. **Wisconsin:** Registered one sack (-11 yards) for a third straight game, part of his two tackles on the day ... also forced a fumble and recovered a fumble in Madison. **Georgia:** Got the start against the Bulldogs ... finished with two tackles, including half a sack (-2 yards), to go with a quarterback hurry.

ROBINSON'S CAREER STATISTICS

Year	Tackles							Fumbles				
	G-S	TT	UT	AT	TFL	QBH	Sacks	FF	FR	PBU	INT	
2021	7-0	0	0	0	0-0	0	0-0	0	0-0	0	0-0	
2022	13-0	7	3	4	0.5-3	0	0.5-3	0	0-0	0	0-0	
2023	14-0	24	16	8	2.5-17	2	1.5-12	0	1-0	0	0-0	
2024	4-1	12	6	6	3.5-30	2	3.5-30	1	1-0	0	0-0	
TOTAL	38-1	43	25	18	6.5-50	4	5.5-45	1	2-0	0	0-0	

ROBINSON'S CAREER BESTS

Tackles	7 vs. USF, 2024
Tackles for Loss	1 (five times); last at Wisconsin, 2024
Yards Lost	11 at Wisconsin, 2024
Sacks	1 (four times); last at Wisconsin, 2024
Yards Lost	11 at Wisconsin, 2024
Quarterback Hurries	2 vs. Chattanooga, 2023
Forced Fumbles	1 at Wisconsin, 2024
Fumble Recoveries	1 (twice); last at Wisconsin, 2024



61
GRAHAM
ROTEN

Fairview, Tenn.
Christ Presbyterian Aca.

OL / Sr. / 6-3 / 285 / SQ

- Offensive Player of the Week - UA Coaching Staff Western Kentucky

SENIOR (2024): A fourth-year walk-on for the Crimson Tide ... selected as an offensive (scout) player of the week for his efforts leading up to Western Kentucky in the season opener. **Western Kentucky:** Entered off the bench for his first action of the season.



52
ALEX
ROZIER

Hattiesburg, Miss.
Oak Grove

SN / Jr. / 6-4 / 220 / SQ

JUNIOR (2024): Walk-on long snapper for the Tide. **Western Kentucky:** Saw the first game action of his career against the Hilltoppers.



4
QUA
RUSSAW

Montgomery, Ala.
Carver

LB / R-Fr. / 6-2 / 251 / RS

- Defensive Player of the Week - UA Coaching Staff Georgia

REDSHIRT FRESHMAN (2024): Redshirted during his first season with the Crimson Tide ... put together a standout fall camp to earn himself significant playing time in year two ... played in all four games with three starts ... totaled 10 tackles, including two for loss (-9 yards) and one sack (-6 yards) ... also contributed one quarterback hurry and forced a fumble ... selected as a defensive (power) player of the week by the Alabama coaches for his output against Georgia. **Western Kentucky:** Finished with four tackles, including one for loss (-3 yards), while adding a quarterback hurry in the season opener. **USF:** Recorded two tackles in his start against the Bulls. **Wisconsin:** Exited the game early due to injury ... contributed two stops during his time on the field. **Georgia:** Was productive in limited action ... recorded one sack (-6 yards) as part of his two tackles while also forcing a fumble.

RUSSAW'S CAREER STATISTICS

Year	Tackles							Fumbles				
	G-S	TT	UT	AT	TFL	QBH	Sacks	FF	FR	PBU	INT	
2024	4-3	10	3	7	2-9	1	1-6	1	0-0	0	0-0	

RUSSAW'S CAREER BESTS

Tackles	4 vs. Western Kentucky, 2024
Tackles for Loss	1 (twice); last vs. Georgia, 2024
Yards Lost	6 vs. Georgia, 2024
Sacks	1 vs. Georgia, 2024
Yards Lost	6 vs. Georgia, 2024
Quarterback Hurries	1 vs. Western Kentucky, 2024
Forced Fumbles	1 vs. Georgia, 2024



3
KEON
SABB

Glassboro, N.J.
IMG Academy/Michigan

DB / R-So. / 6-1 / 206 / TR

- Reese's Senior Bowl Defensive POTW (Western Kentucky)
- SEC Defensive Player of the Week (Western Kentucky)
- Defensive Player of the Week - UA Coaching Staff Western Kentucky

SOPHOMORE (2024): Joined the Crimson Tide after two seasons at Michigan ... immediately stepped into a starting role in Alabama's defensive backfield ... picked off a team-high two passes for a combined 87 return yards to go with three pass breakups ... also contributed 16 tackles, including half a stop

for loss (-1 yard) ... earned SEC Defensive Player of the Week recognition for his efforts against Western Kentucky ... also named the Reese's Senior Bowl Defensive Player of the Week following WKU ... selected as a defensive (skill) player of the week by the UA coaches for his output against the Hilltoppers. **Western Kentucky:** Got the start in his first game with the Crimson Tide ... totaled two tackles to go with a pair of interceptions for a combined 87 return yards. **USF:** Recorded three tackles and a pass breakup against the Bulls. **Wisconsin:** Put together a huge effort in Madison ... recorded six tackles, including half a tackle for loss (-1 yard) ... also broke up two passes. **Georgia:** Posted five tackles in the top-five matchup.

SABB'S CAREER STATISTICS (AT ALABAMA)

Year	Tackles							Fumbles				
	G-S	TT	UT	AT	TFL	QBH	Sacks	FF	FR	PBU	INT	
2024	4-4	16	11	5	0.5-1	0	0-0	0	0-0	3	2-87	

SABB'S CAREER BESTS (AT ALABAMA)

Tackles	6 at Wisconsin, 2024
Tackles for Loss	0.5 at Wisconsin, 2024
Yards Lost	1 at Wisconsin, 2024
Interceptions	2 vs. Western Kentucky, 2024
Return Yards	87 vs. Western Kentucky, 2024
Pass Breakups	2 at Wisconsin, 2024



70
WILLIAM
SANDERS

Brookwood, Ala.
Brookwood

OL / Fr. / 6-3 / 309 / HS

- Offensive Player of the Week - UA Coaching Staff Georgia

FRESHMAN (2024): In-state product who was one of the top interior line recruits in the latest cycle ... provides depth to the Tide's offensive line unit in his first season at the Capstone ... named one of the offensive (scout) players of the week by the Alabama coaching staff for his efforts leading up to the Georgia matchup. **Western Kentucky:** Entered off the bench for his first collegiate action.



11
RICO
SCOTT

Harrisburg, Pa.
Bishop McDevitt

WR / Fr. / 6-0 / 200 / HS

FRESHMAN (2024): One of the top wideout recruits in the latest cycle ... provides depth in the Tide's wide receiver corps ... caught two passes for 14 yards. **Western Kentucky:** Made his collegiate debut against the Hilltoppers. **Wisconsin:** Recorded two receptions for 14 yards in Madison.

SCOTT'S CAREER STATISTICS

Year	Rushing					Receiving					
	G-S	Att.	Yds.	Avg.	TD	LP	Rec.	Yds.	Avg.	TD	LP
2024	2-0	0	0	0.0	0	--	2	14	7.0	0	7

SCOTT'S CAREER BESTS

Receptions	2 at Wisconsin, 2024
Receiving Yards	14 at Wisconsin, 2024
Long Reception	7 at Wisconsin, 2024



15
TY
SIMPSON

Martin, Tenn.
Westview

QB / R-So. / 6-2 / 215 / 1L

SOPHOMORE (2024): A talented signal-caller who serves as the Crimson Tide's backup ... accumulated 96 yards on 9-of-14 passing ... also rushed four times for 26 yards and a score. **Western Kentucky:** Finished 5-of-9 passing for 66 yards ... added two rushes for 32 yards and a score with his legs. **Wisconsin:** Totaled 30 yards on 4-of-5 passing while adding two rushes against the Badgers.

SIMPSON'S CAREER STATISTICS

Year	Passing					Rushing					
	G-S	Com-Att-Int	Pct.	Yds	TD	LP	No.	Yds	Avg.	TD	LP
2022	4-0	4-5-0	80.0	35	0	14	0	0	0.0	0	--
2023	6-0	11-20-0	55.0	179	0	51	14	86	6.1	2	78
2024	2-0	9-14-0	64.3	96	0	20	4	26	6.5	1	17
TOTAL	12-0	24-39-0	61.5	310	0	51	18	112	6.2	3	78

SIMPSON'S CAREER BESTS

Completions	5 (twice); last vs. Western Kentucky, 2024
Attempts	9 (twice); last vs. Western Kentucky, 2024
Passing Yards	73 at USF, 2023
Long Pass	51 at Kentucky, 2023
Rushes	9 at USF, 2023
Rushing Yards	78 vs. Chattanooga, 2023
Long Rush	78 vs. Chattanooga, 2023
Touchdowns	1 (three times); last vs. Western Kentucky, 2024
Two-Point Rush	1 vs. Ole Miss, 2023



8
DEVONTA
SMITH

Cincinnati, Ohio
La Salle

DB / R-Jr. / 6-0 / 205 / 2L

REDSHIRT JUNIOR (2024): Talented defensive back who waited his turn ... earned a starting spot this fall ... leads the Tide defense with five pass breakups ... also registered nine tackles and a quarterback pressure across four starts. **Western Kentucky:** Made his first career start in the season opener ... finished with a pair of tackles on the night. **USF:** Posted one tackle and a pass breakup against the Bulls. **Wisconsin:** Recorded three tackles, a pair of pass breakups and one quarterback hurry in

Madison. **Georgia:** Broke up a pair of passes and added three tackles on the night.

SMITH'S CAREER STATISTICS

Year	Tackles					Fumbles					
	G-S	TT	UT	AT	TFL	QBH	Sacks	FF	FR	PBU	INT
2021	9-0	2	1	1	0-0	0	0-0	0	0-0	0	0-0
2022	10-0	0	0	0	0-0	0	0-0	0	0-0	0	0-0
2023	4-0	4	3	1	0-0	0	0-0	0	0-0	0	0-0
2024	4-4	9	6	3	0-0	1	0-0	0	0-0	5	0-0
TOTAL	27-4	15	10	5	0-0	1	0-0	0	0-0	5	0-0

SMITH'S CAREER BESTS

Tackles	4 vs. Chattanooga, 2023
Quarterback Hurries	1 at Wisconsin, 2024
Pass Breakups	2 (twice); last vs. Georgia, 2024



23
JAMES
SMITH

Montgomery, Ala.
Carver

DL / So. / 6-3 / 296 / 1L

SOPHOMORE (2024): Made an impact in year one with the Tide ... grown into a key contributor along UA's defensive front ... totaled five tackles, two quarterback hurries and a pair of pass breakups. **Western Kentucky:** Recorded three tackles in the season opener ... also contributed a pair of pass breakups and one quarterback pressure on the night. **USF:** Pressured the quarterback once against the Bulls. **Wisconsin:** Made one tackle in Madison. **Georgia:** Totaled one stop against the Bulldogs.

SMITH'S CAREER STATISTICS

Year	Tackles					Fumbles					
	G-S	TT	UT	AT	TFL	QBH	Sacks	FF	FR	PBU	INT
2023	9-0	2	1	1	0-0	0	0-0	0	1-0	0	0-0
2024	4-0	5	2	3	0-0	2	0-0	0	0-0	2	0-0
TOTAL	13-0	7	3	4	0-0	2	0-0	0	1-0	2	0-0

SMITH'S CAREER BESTS

Tackles	3 vs. Western Kentucky, 2024
Quarterback Hurries	1 (twice); last vs. USF, 2024
Pass Breakups	2 vs. Western Kentucky, 2024
Fumble Recoveries	1 at USF, 2023



50
TIM
SMITH

Gifford, Fla.
Sebastian River

DL / Gr. / 6-4 / 314 / 4L

GRADUATE (2024): Passed up on the NFL Draft to return for a final season at Alabama ... a veteran presence in the Tide's deep defensive line group ... accumulated 10 tackles, including half a tackle for loss, to go with three quarterback hurries ... selected to the Outland Trophy Watch List, presented

annually to the nation's top interior player on offense or defense. **Western Kentucky:** Recorded one tackle in his start against the Hilltoppers. **USF:** Put together a huge night ... totaled five stops, including half a tackle for loss, to go with two quarterback hurries. **Wisconsin:** Totaled three tackles against the Badgers. **Georgia:** Contributed one tackle and a quarterback hurry in the top-five matchup.

SMITH'S CAREER STATISTICS

Year	Tackles					Fumbles					
	G-S	TT	UT	AT	TFL	QBH	Sacks	FF	FR	PBU	INT
2020	10-0	14	8	6	2.5-10	1	1-8	1	2-0	0	0-0
2021	15-2	24	10	14	4-8	0	0.5-1	0	0-0	1	0-0
2022	13-7	20	8	12	2-6	0	1-4	0	0-0	0	0-0
2023	14-10	31	15	16	2-7	1	2-7	0	0-0	0	0-0
2024	4-4	10	2	8	0.5-0	3	0-0	0	0-0	0	0-0
TOTAL	56-23	99	43	56	11-31	5	4.5-20	1	2-0	1	0-0

SMITH'S CAREER BESTS

Tackles	9 at USF, 2023
Tackles for Loss	1.5 (twice); last vs. Ole Miss, 2023
Yards Lost	8 at Arkansas, 2020
Sacks	1.5 vs. Ole Miss, 2023
Yards Lost	8 at Arkansas, 2020
Quarterback Hurries	2 vs. USF, 2024
Pass Breakups	1 vs. New Mexico State, 2021
Forced Fumbles	1 vs. Mississippi State, 2020
Fumble Recoveries	1 (twice); last vs. Florida, 2020



31
CONOR
TALTY

Chicago, Ill.
Saint Rita

PK / R-Fr. / 6-1 / 198 / RS

REDSHIRT FRESHMAN (2024): Served as the Crimson Tide's backup kicker a season ago, redshirting after playing in three games ... handles kickoff duties for UA this season ... totaled 1,984 yards on 31 kickoffs with 15 touchbacks ... added two PATs in as many tries. **Western Kentucky:** Totaled 639 yards on 10 kickoffs with five touchbacks ... also made two PATs in as many tries. **USF:** Kicked off seven times for 445 yards with five touchbacks. **Wisconsin:** Averaged 63.9 yards with four touchbacks across his seven kickoffs totaling 447 yards. **Georgia:** Accumulated 453 yards and one touchback on seven kickoffs.

TALTY'S CAREER STATISTICS

Year	No.	Yards	Avg.	TB	OB
2024	31	1,984	64.0	15	0
TOTAL	37	2,349	63.5	16	0

Year	Extra Points			Field Goals		
	G-S	XP-A	Pct.	FG-A	Pct.	Long
2023	3-0	1-1	100.0	0-0	0.0	--
2024	1-0	2-2	100.0	0-0	0.0	--
TOTAL	4-0	3-3	100.0	0-0	0.0	--

FIELD GOAL BREAKDOWN					
Year	1-19	20-29	30-39	40-49	50+
2023	0-0	0-0	0-0	0-0	0-0

TALTY'S CAREER BESTS

Kickoffs	10 vs. Western Kentucky, 2024
Kickoff Yards	639 vs. Western Kentucky, 2024
Kickoff Average	64.7 vs. Georgia, 2024
PAT Made	2 vs. Western Kentucky, 2024
PAT Attempts	2 vs. Western Kentucky, 2024
Points	2 vs. Western Kentucky, 2024
Tackles	1 at Mississippi State, 2023




56
GENO
VANDEMARK

Lodi, N.J.
St. Joseph/Michigan State

DL / R-Jr. / 6-5 / 333 / TR

JUNIOR (2024): Joined the Crimson Tide from Michigan State ... provides the offensive line group with versatility and depth ... played in three games with one start at left guard. **Western Kentucky:** Saw his first game action for the Crimson Tide ... worked in a backup role along the offensive line while also working on special teams. **USF:** Got the start at left guard against the Bulls ... recorded five knockdown blocks and graded out at an 86 percent on the night. **Wisconsin:** Worked 19 snaps and produced two knockdowns in Madison ... graded out at a 90 percent.



46
JAY
WILLIAMS

Ringgold, Ga.
Heritage

SN / Fr. / 6-0 / 195 / HS

FRESHMAN (2024): A first-year backup long snapper who walked on. **Western Kentucky:** Entered late at snapper for his first collegiate action.



2
RYAN
WILLIAMS

Saraland, Ala.
Saraland

WR / Fr. / 6-0 / 175 / HS

- SEC Freshman of the Week (Western Kentucky)
- SEC Freshman of the Week (Georgia)
- Shaun Alexander Player of the Week (Georgia)
- Offensive Player of the Week - UA Coaching Staff Georgia

FRESHMAN (2024): A true freshman wideout who enrolled early to join the Crimson Tide this season ... entered the 2024 campaign and will finish the season at only 17 years old ... leads all Division I wideouts with a 28.9 yards per catch mark ... ranks second in the SEC and 16th nationally for receiving yards with 462 ... averaging 115.5 receiving yards per game, good for second in the conference and seventh in the country ... tied for second in the league and eighth in Division I with five receiving touchdowns ... leads UA with 16 receptions for 462 yards and five scores ... also returned two punts for 16 yards and a pair of kickoffs for a combined 14 yards ... selected to the Shaun Alexander Freshman of the Year Award Watch List ... named Alexander Player of the Week following the Georgia matchup ... earned SEC Freshman of the Week accolades for his play against Western Kentucky and UGA ... selected as one of the offensive (skill) players of the week by the Alabama coaching staff for his efforts against Georgia. **Western Kentucky:** Recorded two touchdowns and 139 yards on his two catches ... found the end zone from 84 and 55 yards away. **USF:** Accumulated 68 yards and a touchdown on his team-high tying four catches ... scored on a 43-yard reception. **Wisconsin:** Led the Tide with four catches for 78 yards and a touchdown ... added one punt return for a gain of 20 while also seeing time on kick return. **Georgia:** Racked up a team-high 177 yards on six catches to go with one score ... ran away with the game-winning touchdown on a highlight-reel 75-yard play ... also returned two kickoffs for a combined 14 yards to go with one punt return.

WILLIAMS' CAREER STATISTICS

Year	Rushing					Receiving					
	G-S	Att.	Yds.	Avg.	TD	LP	Rec.	Yds.	Avg.	TD	LP
2024	4-4	0	0	0.0	0	--	16	462	28.9	5	84

PUNT RETURNS

Year	G	No.	Yards	Avg.	TD	LP
2024	2	2	16	8.0	0	20

KICKOFF RETURNS

Year	G	No.	Yards	Avg.	TD	LP
2024	2	2	14	7.0	0	14

WILLIAMS' CAREER BESTS

Receptions	6 vs. Georgia, 2024
Receiving Yards	177 vs. Georgia, 2024
Long Reception	84 vs. Western Kentucky, 2024
Touchdowns	2 vs. Western Kentucky, 2024
Punt Returns	1 (twice); last vs. Georgia, 2024
Punt Return Yards	20 at Wisconsin, 2024
Long Punt Return	20 at Wisconsin, 2024
Kickoff Returns	2 vs. Georgia, 2024
Kickoff Return Yards	14 vs. Georgia, 2024
Long Kickoff Return	14 vs. Georgia, 2024



9
RICHARD
YOUNG

Lehigh Acres, Fla.
Lehigh Senior

RB / R-Fr. / 5-11 / 216 / RS

REDSHIRT FRESHMAN (2024): Saw time in three games in his first year at the Capstone, redshirting at season's end ... provides the Tide with another weapon in the running back room ... rushed nine times for 24 yards. **Western Kentucky:** Rushed six times for eight yards against the Hilltoppers. **Wisconsin:** Totaled 16 yards on three carries in Madison.

YOUNG'S CAREER STATISTICS

Year	G-S	Rushing					Receiving				
		Att.	Yds.	Avg.	TD	LP	Rec.	Yds.	Avg.	TD	LP
2023	3-0	9	24	2.7	1	11	0	0	0.0	0	--
2024	2-0	9	24	2.7	0	8	0	0	0.0	0	--
TOTAL	5-0	18	48	2.7	1	11	0	0	0.0	0	--

YOUNG'S CAREER BESTS

Rushes	6 vs. Western Kentucky, 2024
Rushing Yards	18 vs. Middle Tennessee, 2023
Long Rush	11 vs. Middle Tennessee, 2023
Touchdowns	1 vs. Chattanooga, 2023