

V VANDERBILT FOOTBALL

2024 GAME NOTES GAME 1 vs. VIRGINIA TECH

GAME 1

 **VIRGINIA TECH** (0-0, 0-0 ACC)
at **VANDERBILT** (0-0, 0-0 SEC)

 **SATURDAY, AUG. 31**
11:07 a.m.

 **NASHVILLE, TENN.**
FirstBank Stadium (28,934 • Shaw Sports Powerblade)

 **ESPN**
Roy Philpott, Sam Acho and Taylor Davis

 **102.5 THE GAME**
Vanderbilt Athletics App • SiriusXM 106 or 190
Andrew Allegretta, Norman Jordan and Kevin Ingram



STORYLINES

LIFT THE LID

Vanderbilt opens its 135th football season on Saturday, hosting Virginia Tech at FirstBank Stadium. The Commodores have won their season opener each of the last two seasons. It marks the first lid-lifter against a nonconference, Power 4 team since 2010 when the Dores opened against Northwestern. Vandy opened against SEC teams in both 2019 (Georgia) and 2020 (Texas A&M).

NEW LOOK: THE STAFF

Clark Lea, a 2004 Vanderbilt graduate, enters his fourth season at the helm of the Commodores with new faces joining the staff. Lea takes over defensive coordinator responsibilities, while Tim Beck is the team's new offensive coordinator and quarterbacks coach. Other new staff members include Jerry Kill (chief consultant to the head coach/senior offensive advisor), Jeff LePak (special teams coordinator and tight ends), Ghali Muhammad-Lankford (run game coordinator and running backs), Melvin Rice (safeties), Jamaal Richardson (cornerbacks), Chris Klenakis (offensive line), Steve Gregory (senior consultant/associate defensive coordinator) and Seth Payne (senior defensive analyst/pass rush specialist). Outside the lines, Lea welcomed new director of football sports performance Robert Stiner to oversee strength and conditioning efforts, as well as assistant football sports performance director Ian Bures.

NEW LOOK, PART II: THE ROSTER

Vanderbilt's roster features 51 new student-athletes who were not part of the team in 2023. There are just 12 players remaining that did not originally commit to fourth-year head coach Clark Lea and staff. The 2024 recruiting class included four four-star commits and gave Lea's three signing classes the highest three-year average recruiting ranking for Vandy in over a decade. Incoming transfers include 2023 Conference USA Offensive Player of the Year Diego Pavia at quarterback, as well as 47 career starts on the offensive line (Steven Losoya, Chase Mitchell, Steven Hubbard) and 32 career starts on the defensive line (Zaylin Wood, Khordae Sydnor).

NEW LOOK, PART III: THE LEAGUE

The Southeastern Conference enters its 16-team era this fall with the additions of Oklahoma and Texas. With the new teams, the SEC has eliminated the east and west divisions which had been in place since 1992. As a result, Vanderbilt will host Alabama for just the second time since 2007, visit LSU for the first time since 2009 and travel to Auburn for the first time since 2016. Tennessee (118 previous meetings), Kentucky (96 previous meetings) and Missouri (have met annually since Tigers joined the SEC in 2012) appear on the schedule.

On the flip side, Vanderbilt will not face Georgia for the first time since 1967, Ole Miss for the first time since 1969 and Florida for the first time since 1991. All 14 returning members of the SEC face either Texas or Oklahoma this season, with the Dores slated to play Texas on Oct. 26 at FirstBank Stadium. Vandy leads the all-time series with the Longhorns, 8-3-1, but the sides have not met since 1928. In 2025, the SEC opponents will remain the same eight teams, flipping the home and road match-ups.

NEW LOOK, PART IV: THE STADIUM

Progress continues to march forward with the Vandy United project as FirstBank Stadium evolves in 2024. This fall will see the debut of new premium seating in the north end zone, a building which will primarily be the operations home of Vanderbilt's men's and women's basketball teams. Atop the building sits a new video board and sound system for the seating bowl. In addition, most of the structural work is done in the south end zone for spaces which include new premium seating (opening 2025), new football game day locker room and a new dining facility for all Commodore student-athletes. The south end zone will also feature a secondary video board for the seating bowl.

2024 SCHEDULE

Aug. 31	RV/RV Virginia Tech	ESPN	11 a.m.
Sept. 7	Alcorn State	ESPNU	6:30 p.m.
Sept. 14	at Georgia State	ESPN+	6 p.m.
Sept. 21	at #11/11 Missouri*	TBD	Flex
Sept. 28	Open		
Oct. 5	#5/5 Alabama*	TBD	Afternoon
Oct. 12	at RV/RV Kentucky*	TBD	Flex
Oct. 19	Ball State	ESPN+/SECN+	6 p.m.
Oct. 26	#4/4 Texas*	TBD	Afternoon
Nov. 2	at RV/RV Auburn*	TBD	Early
Nov. 9	South Carolina*	TBD	Afternoon
Nov. 16	Open		
Nov. 23	at #13/12 LSU*	TBD	Night
Nov. 30	#15/15 Tennessee*	TBD	Early

*SEC game • All times Central • Home games in bold

Rankings: AP/Coaches on date of game (or current ranking for future opponents)

Early: 11 a.m.-noon • Afternoon: 2:30-3:30 p.m. • Night 5-7 p.m. • Flex: 2:30-7 p.m.

TABLE OF CONTENTS

1-4	Game Notes
4	Series History
5	Vanderbilt, Nashville & VUFB By the Numbers • Dores in the NFL
6	Quick Facts • Pronunciations
7	Media Schedule & Athletics Communications • 2024 Honors & Awards
8-9	Rosters
10	Positional & Geographic Breakdown
11	Majors & Eligibility
12	Newsstand
13-23	Commodore Capsules
24-27	2023 Game Recaps
28	The Record When • Starters
29	2023 Game Details • Starting Lineups • Game-by-Game Leaders
30	2023 Turnover Battle • Drive Charts
31-32	2023 Big Plays
33	2023 Scoring Drives
34-35	Record Book Quick Glance
36-56	2023 Statistics
57	The Last Time

FOOTBALL COMMUNICATIONS

Assistant Athletic Director • Communications

Michael Scholl

Primary Contact

mike.scholl@vanderbilt.edu • 574-876-6248

Associate Athletic Director • Communications

Brian Fremund

Secondary Contact • Credentials

brian.fremund@vanderbilt.edu • 251-623-3191

Credentials

sportssystem.com/vanderbilt

Media Hub

VUCommodores.com/pressbox

GAME NOTES

NOT ALL NEW

- While Vanderbilt features plenty of new faces, the Commodores return several key players from last season's team including their leaders in rushing, tackles, interceptions, tackles for loss, forced fumbles and blocked kicks.
- Junior linebacker Langston Patterson led Vandy in tackles (74) and tackles for loss (8.0) last season. Senior safeties CJ Taylor and De'Rickey Wright were tied for the team lead in interceptions (two) and forced fumbles (two) last fall. Patterson and fellow linebacker Bryan Longwell each blocked a kick.
- Offensively, running back Sedrick Alexander led the Dores in rushing yards and rushing touchdowns. In addition, Gunnar Hansen returns on the offensive line having started the last 18 games with 1,400 career snaps played.

LEA THE DC

- Head coach Clark Lea returns to his roots this fall, serving as the team's defensive coordinator. He ascended through the coaching ranks on the defensive side, culminating in a three-year run as defensive coordinator at Notre Dame.
- During that stretch, Lea helped the Fighting Irish to two undefeated regular seasons and College Football Playoff berths. Lea's tenure at Notre Dame included top-25 finishes in a plethora of categories, the 2020 Butkus Award winner (Jeremiah Owusu-Koramoah) and the first time in Notre Dame history that four players recorded at least 75 tackles, all four Lea's linebackers in 2017.

LEA'S DEFENSIVE NATIONAL RANKINGS

Category	2020	2019	2018
Total Defense	25	18	30
Scoring Defense	14	12	13
Rushing Defense	16	59	36
Passing Defense	61	3	44
Fumbles Recovered	8	1	49
Sacks	15	33	32
Third-Down Conversion Pct.	11	19	64
Tackles For Loss	6	26	60

BUILDING WITH BECK

- With the arrival of Tim Beck as New Mexico State's offensive coordinator, the Aggies improved across the board highlighted by a jump from 122nd in rushing offense to 57th in year one under Beck and 15th in year two.
- Beck inherited an offense that in 2021 ranked 104th in scoring, 89th in total offense, 122nd in rushing offense and 84th in third-down conversions.
- By NMSU's 10-win season in 2023, the Aggies improved 41 spots in scoring offense, 45 positions in total offense, 107 spots in rushing offense and 48 spots in third-down conversions.
- In addition, the Aggies finished 2023 eighth in FBS with 228 plays from scrimmage that went for at least 10 yards. They were second in the category among Group of 5 teams.
- Most importantly under Beck and head coach Jerry Kill, the Aggies went from two wins the year before their arrival to seven victories and a bowl game win in 2022 before posting NMSU's first 10-win season since 1960 in 2023. In addition, 2022-23 marked the first back-to-back seasons with winning records in Las Cruces since 1967-66.

BECK'S OFFENSIVE NATIONAL RANKINGS & NMSU RANKINGS PRIOR TO BECK

Category	2023	2022	2021 (Pre-Beck & Kill)
Scoring Offense	63	82	104
Rushing Offense	15	57	122
Total Offense	44	109	89
3rd Down Conversions	36	70	84
4th Down Conversions	48	3	92
Red Zone Conversions (Score Pct.)	53	42	88
Long Scrimmage Plays (10+ yards)	8	113	74
Time of Possession	34	106	45
Wins	10	7	2

LESS LAUNDRY

- One constant in Clark Lea's first three seasons at Vanderbilt has been the team's ability to play penalty-free football. Vandy has ranked among the top-30 in FBS in each of the past three seasons in fewest penalties.
- The Commodores have also been the least-penalized team in the SEC each of the past two seasons.
- Vanderbilt is one of just nine schools in FBS to rank among the 30 fewest penalized teams each of the last three seasons (Air Force, Army, Indiana, Iowa, Memphis, Minnesota, Navy and Wyoming).

PENALTIES CALLED BY SEASON

Season	Penalties	FBS Rank	SEC Rank
2023	59	17	1
2022	63	24	1
2021	66	29	3

EXTRA SPECIAL TEAMS

- Special teams have emerged as a strong point for the Commodores during Lea's tenure. Vandy has improved 89 positions in ESPN's Special Teams Efficiency from 2021 to 2023.
- Commodore special teams have produced three All-SEC selections over the last two years. Long snapper Wesley Schelling is a two-time All-SEC pick, while punter Matthew Hayball was All-SEC in 2023.
- With Schelling and Hayball both earning All-SEC accolades last season, it marked the first time since 2016 the Dores had multiple All-SEC picks in the same season.
- Hayball was also Vanderbilt's first All-American since 2016 and first Academic All-American since 2002.

SEDRICK THE ENTERTAINER

- Sophomore running back Sedrick Alexander is coming off a strong true freshman campaign last fall. The Texan played in all 12 games logging 504 all-purpose yards, 371 rushing yards and four rushing touchdowns.
- He led SEC freshmen in rushing yards and touchdowns and was named to the league's All-Freshman team.
- Alexander has been named to the Earl Campbell Tyler Rose Award Watch List entering 2024.

JUNIOR AS A FRESHMAN

- Fellow sophomore Junior Sherrill will look to continue his contributions after a successful freshman year. Sherrill finished the season with 20 receptions for 293 yards and two touchdowns while playing in all 12 contests.
- The Nashvillian enters 2024 having made at least one catch in 11 straight games and scored touchdowns in two of the last three games in 2023 (Auburn and Tennessee).
- Sherrill was rated the No. 8 freshman wide receiver in the nation by Pro Football Focus.

NEW HIGHTS

- Sophomore cornerback Martel Hight emerged as a key cog in the Commodore defense last season, playing in 11 games with 38 tackles, two break-ups and an interception return for a touchdown.
- When Hight registered a 37-yard interception return for a touchdown against UNLV last season, he became the first Vanderbilt freshman in school history to return an interception for a touchdown and the first Dore of any age to do so since 2019.

AWARD WINNING RETURN

- Graduate quarterback Diego Pavia enrolls at Vanderbilt after winning Conference USA Offensive Player of the Year honors last fall at New Mexico State.
- Of the 23 player of the year awards across FBS conferences (20 offensive/defensive, three overall player of the year), just nine remain in college football this season.
- Pavia will be one of just four defending conference player of the year honorees from 2023 to play on a Power 4 roster this fall.

DEFENDING POTY ON POWER 4 TEAMS

Player	2023 Player of the Year Award	2023 Team	2024 Team
Diego Pavia	CUSA Offensive	New Mexico State	Vanderbilt
Ollie Gordon II	Big 12 Offensive	Oklahoma State	Oklahoma State
Peny Boone	MAC Offensive	Toledo	UCF
Trey Moore	AAC Defensive	UTSA	Texas

CAN'T BRING THEM DOWN

- With the addition of quarterbacks Nate Johnson and Diego Pavia this season, Vanderbilt returns two of the top five signal-callers in Pro Football Focus' Elusive Rating from 2023. The PFF "Elusive Rating" distills the success and impact of a runner with the ball independently of the blocking in front of him by looking at how hard he was to bring down.
- Johnson was third among quarterbacks last season with a rating of 111.2, while Pavia was fifth checking-in at 96.2.

PFF ELUSIVE RATING - QBs

Quarterback	School (2024 School)	Rating
Riley Leonard	Duke (Notre Dame)	141.8
Devon Dampier	New Mexico	134.2
Nate Johnson	Utah (Vanderbilt)	111.2
Brandon Lewis	Nevada	98.0
Diego Pavia	New Mexico State (Vanderbilt)	96.2

GAME NOTES

DOMINANT DIEGO

Diego Pavia piloted a deadly efficient offense in 2023 while leading New Mexico State to 10 wins. Pavia ranked among the top-35 in FBS in passing touchdowns, points, passing yards per attempt and passing efficiency last season. In addition, Pavia ranked fifth among FBS quarterbacks in Pro Football Focus' Elusive Rating.

PAVIA'S 2023 NATIONAL RANKS

Category	FBS Rank	Stat
Passing Touchdowns	14	16
Points	18	42
Passing Yards/Attempt	21	8.1
Passing Efficiency	35	147.1
PFF Elusive Rating (QBs only)	5	96.2

PROTECTING THE ROCK

During his two seasons at New Mexico State, run game coordinator and running backs coach Ghaali Muhammad-Lankford helped the Aggies rank among the nation's top 25 in fumbles lost. Last fall, NMSU lost five fumbles on the season, tied for 23rd nationally. NMSU also lost five fumbles in 2022, tying for 20th nationally that season. Of those 10 fumbles lost over the last two seasons, just five were by Aggie running backs. In 2022, Muhammad-Lankford's running back room combined for 324 carries on the season and fumbled just once.

FREAKS LIST

With leadership from new director of football sports performance Robert Stiner, Vanderbilt placed two student-athletes on the 2024 College Football Freaks List, published by The Athletic's Bruce Feldman. Cornerback Kolbey Taylor made the list for the second time in his career Thanks to a 38'6" vertical jump and 10'8" broad jump. The Wyoming transfer played nine games last season for the Cowboys, recording 29 tackles and seven break-ups. Tight end Eli Stowers joined Taylor on the list. Stowers owns a 41'6" vertical and 10'8" broad jump. A high school state champion in the high jump, Stowers began his career as a four-star quarterback at Texas A&M before transferring to New Mexico State, where he then transitioned to tight end. Last fall for the Aggies he made 35 catches for 366 yards and two touchdowns, while adding 29 rushes for 113 yards and two scores on the ground and completing four passes for 99 yards and a touchdown. It marks the first time Vanderbilt has placed someone on Feldman's annual Freaks list since 2017 when running back Ralph Webb made the cut.

INTERNATIONAL FLAIR

Vanderbilt's roster features five international players hailing from four countries. Yilanan "Issa" Ouattara and Linus Zunk are both natives of Germany. Ouattara is from Cologne and played football with Cologne Crocodiles. Zunk is a Berliner who moved to the U.S. to play high school football at Rabun Gap-Nacoochee School in Georgia. Darren Agu played with Zunk at Rabun Gap after moving from London. Agu was born in Ireland and raised in London before moving to the U.S. to play football. Agu first played American football for the London Blitz and also spent time with the NFL Academy in London. Vanderbilt has its second consecutive Australian punter in Jesse Mirco. He is a product of the same ProKick Australia program which developed Vandy All-American punter Matthew Hayball. Mirco calls Fremantle, Western Australia, home and spent his first three collegiate seasons at Ohio State. Jérémy St-Hilaire adds Canada to Vanderbilt's roster. The freshman quarterback is from Montreal, but played high school football at the McCallie School in Chattanooga, Tennessee. In addition, graduate wide receiver Loic Fouonji calls Midland, Texas, home, but was born in Cameroon. His family moved to the United States when he was eight.

COMMODORES IN CLASS

As a two-time Vanderbilt graduate, Lea has continued to help the Commodores excel in the classroom. Last fall, the team posted a 3.106 grade-point average. That mark was a program record for the fall term. During the semester, Vandy had 10 football student-athletes with a 4.0 semester, 29 on the Dean's List, 67 with at least a 3.0 GPA for the semester and landed 55 on the SEC Fall Academic Honor Roll. Vanderbilt also had a school-record five student-athletes on the College Sports Communicators Academic All-District Team, while punter Matthew Hayball became Vandy's first CSC Academic All-American since 2002.

BAILEY JOINS SEC OPPORTUNITY FORM

Third-season wide receivers coach Alex Bailey was one of two Vanderbilt coaches selected for the SEC Coaches Opportunity Forum over the summer. He was joined by lacrosse associate head coach Jill Kendall. Bailey and Kendall were in Atlanta for a two-day program focused on professional development, mentorship and networking opportunities for assistant coaches across the league. The forum aimed to empower coaches with the knowledge and skills necessary to ascend to head coaching positions in their respective sport. The program featured a comprehensive lineup of panels and sessions aimed at providing guidance on navigating the coaching landscape.

SEW ON THE GRAD PATCH

Vanderbilt features 21 student-athletes this season who have already earned at least an undergraduate degree. Those players are denoted on the field with a "Graduate" banner on their SEC uniform patch. While the group does primarily include graduate transfers, four student-athletes have earned their undergraduate degree from Vanderbilt — Christian James, Gage Pitchford, Tyson Russell and Kevo Wesley. James has already earned two Vanderbilt degrees, majoring in human and organizational development as an undergrad before earning a master's in marketing. Pitchford earned his undergraduate degree in three years, majoring in engineering science. He was the recipient of the Stein Stone Memorial Award, given by the School of Engineering to a senior who earned a varsity letter and made the most satisfactory scholastic and extra-mural progress as an undergraduate. Russell graduated in December 2023, majoring in human and organizational development. Wesley earned his undergraduate degree in May 2024 as a political science major.

GRADUATE STUDENT-ATHLETES



Emmanuel Adebi	Steven Losoya
Julian Ashby	Jesse Mirco
Hayden Bray	Chase Mitchell
Will Conley	Diego Pavia
Mark Davis	Gage Pitchford
Aeneas DiCosmo	Tyson Russell
Loic Fouonji	Eli Stowers
Maurice Hampton	Kevo Wesley
Steven Hubbard	Darien Wiley
Christian James	Zaylin Wood
Moni Jones	

SO LONG, OLE FRIENDS

With the addition of Texas and Oklahoma to the Southeastern Conference this fall, the league has moved away from divisional play. As a result, the Vanderbilt schedule said goodbye to some long-time SEC foes. Vanderbilt and Ole Miss will not meet for the first time since 1969. The teams played annually and were then paired as permanent crossover opponents when the league went to divisions. Ole Miss is the second-most common opponent in Vanderbilt history, trailing only Tennessee. The Commodores also see former SEC East mates Georgia and Florida off the schedule. Vandy and Georgia met annually from 1968-2023, with the exception of the 2020 Covid season. The Dores and Florida played every season since 1992. With the changes, Vanderbilt will travel to LSU for the first time since 2009 and Auburn for the first time since 2016. Alabama will be making its first trip to Nashville since 2017 and just the second visit to Music City since 2007. Vanderbilt drew Texas as its newcomer for 2024 and 2025. This fall's meeting will be the first since 1928 and Texas' first trip to Vandy since 1925. The Dores lead the all-time series with the Longhorns, 8-3-1

BACK TO THE FUTURE

In 2025, the SEC will flip its eight conference opponents from home and road sites. This means Vanderbilt is slated to host Auburn, Kentucky, LSU and Missouri, while the Dores will travel to Alabama, South Carolina, Tennessee and Texas. For the nonconference slate, Vanderbilt will return the game with Virginia Tech, visiting Blacksburg, Virginia. The Dores will then play home games against Charleston Southern, Georgia State and Colorado State to round out the schedule. In 2026, Vanderbilt has three nonconference opponents lined-up: Austin Peay, Delaware and NC State.

HAIL TO THEE OUR ALMA MATER

Head coach Clark Lea, a "Double Dore" with undergraduate and master's degrees from Vanderbilt, is one of eight Power 4 head coaches leading their alma mater. In addition, Vice Chancellor and Athletics Director Candice Storey Lee holds three degrees from Vanderbilt, where she was a member of the women's basketball team from 1996-2002. With the combination of Lea and Lee, Vanderbilt is one of just two Power 4 institutions where both the athletics director and football coach are graduates of their current employer. Oklahoma State athletics director Chad Weiberg and head coach Mike Gundy are both graduates of OSU.

FBS Head Coaches at Alma Mater

Coach	School
Jeff Brohm	Louisville
Mario Cristobal	Miami (Fla.)
Kenny Dillingham	Arizona State
DeShaun Foster	UCLA
Mike Gundy	Oklahoma State
Brent Key	Georgia Tech
Clark Lea	Vanderbilt
Kirby Smart	Georgia

GAME NOTES

VANDY UNITED

- The Vandy United project takes another step forward this fall, with several areas of the FirstBank Stadium renovations completed.
- In the north end zone, new premium seating is now open. The new sections expand premium options beyond the suites and Bridge area beneath the press box, and sold out in advance of the season.
- Atop the north end zone building sits a new LED video board from CTS and Elite Displays. The 30x84-foot video board uses 8mm SMD technology with a resolution of 1152x3200 pixels for crystal-clear images.
- Alongside the video board is a new speaker array from L-Acoustics. The system includes 24 K2 Line Array speakers, 16 KS28 sub speakers, 13 A15 speakers and 12 amplifiers delivering 168,000 watts of power for the primary audio system. L-Acoustics and Fulcrum Acoustic are providing supplementary fill speakers throughout the stadium to ensure coverage and intelligibility are consistent in the entire seating bowl.
- The north end zone building will also receive 230 feet of 10mm ribbon displays.
- Once completed, the north end zone building will house Vanderbilt's men's and women's basketball teams. The operations center will include two practice gyms, locker rooms and lounges, a weight room and athletic training facility, while maintaining convenient access to historic Memorial Gymnasium.
- Underneath FirstBank Stadium, a new visiting team locker room area has been completed.
- In 2025, the south end zone will bring additional premium seating to FirstBank Stadium including living room boxes, loge boxes, club seating, field-level seating, founders' suites, club suites and open-air tailgate suites.
- The south end zone building will also house a new football game day locker room and student-athlete training table and dining facility for all varsity teams.



View from the new north end zone premium section, open this fall.



Rendering of the completed south end zone facility, opening fall 2025.



Exterior rendering of the completed renovations at FirstBank Stadium.

SERIES HISTORY VS. VIRGINIA TECH

OVERALL 3-6
NASHVILLE 3-2
AWAY 0-3
NEUTRAL 0-1

1930	W	40-0	Nashville, Tenn.
1965	W	21-10	Nashville, Tenn.
1966	L	6-21	Richmond, Va. (Tobacco Bowl)
1982	W	45-0	Nashville, Tenn.
1983	L	10-21	Blacksburg, Va.
1984	L	3-23	Nashville, Tenn.
1985	L	24-38	Nashville, Tenn.
1986	L	21-29	Blacksburg, Va.
1989	L	0-18	Blacksburg, Va.

SERIES NOTES

- Vanderbilt and Virginia Tech first met at Dudley Field in 1930, a 40-0 Vandy win.
- The sides did not play again until 1965, a 21-10 Vandy win in Nashville.
- Virginia Tech got its first win in the series the next season in Richmond, Virginia. The game at City Stadium was the Tobacco Bowl, an annual regular season game including at least one team from the Commonwealth from 1949-82. The game was held during the National Tobacco Festival.
- The teams met annually from 1982-86. Vandy took the first game in the run, 45-0, in Nashville, before the Hokies captured the next four games.
- The last meeting came in Blacksburg in 1989, an 18-0 Virginia Tech decision.

NOTABLES

- 1989** The 18-0 Virginia Tech win is the only 18-0 score in the post-WWII era of Vanderbilt football. Vanderbilt won five games by an 18-0 score in 1900 (vs. Nashville), 1910 (vs. Tennessee), 1911 (vs. Kentucky), 1924 (vs. Mississippi State) and 1937 (vs. Chicago). The Dores have lost by an 18-0 score twice: 1898 at Virginia and 1905 at Michigan.
- 1985** John Gromos threw for 316 yards with Carl Parker hitting 133 receiving yards. It marked the 11th time in school history Vandy had a 300-yard passer and 100-yard receiver in the same game
- 1985** Gromos' 82-yard pass to Carl Parker was the third-longest in school history at the time and remains the seventh-longest completion in school history
- 1982** Whit Taylor's four touchdown passes vs. VT are the second-most in a game in Vandy history
- 1982** Allama Matthews caught all four of Taylor's touchdown passes, giving him the second-most receiving touchdowns in a game in school history
- 1982** The six total passing touchdowns by Vanderbilt are a single-game record
- 1965** Sid Ransom's 32-yard interception return for a touchdown was the fifth in Vandy history
- 1930** 40-0 win over Virginia Tech was one of five shutouts on the season for Dan McGugin's team

CONNECTIONS

- Vanderbilt chief consultant to the head coach and senior offensive advisor Jerry Kill spent 2019 at Virginia Tech as assistant to the head coach. He worked with then-head coach Justin Fuente primarily supporting the run game. The Hokies went 8-5 and reached the Belk Bowl that season.
- Virginia Tech head coach Brent Pry spent three seasons on the staff at Vanderbilt, first serving as co-defensive coordinator and linebackers coach from 2011-12 before adding assistant head coach responsibilities in 2013. He helped the Dores to bowl games all three seasons.
- Hokie defensive coordinator Chris Marve played at Vanderbilt, including his senior season in 2011 with Pry as his position coach. Marve was a four-time All-SEC linebacker who ranks in Vandy's career top-10 for tackles and tackles for loss.
- Marve coached at Vanderbilt from 2014-18, helping mentor some of the all-time great Vanderbilt linebackers including Zach Cunningham and Oren Burks.
- Virginia Tech assistant cornerbacks coach Brayden DeVault-Smith played at Vanderbilt, including the 2017 and '18 seasons with Marve as his position coach.
- No Vanderbilt players hail from the Commonwealth of Virginia.
- Two Virginia Tech players call Nashville home. Redshirt freshman receiver Chance Fitzgerald attended Nolensville High School, while sophomore safety Mose Phillips III is a product of Cane Ridge High School.
- Both teams have graduate transfers from Middle Tennessee on the roster. Vanderbilt defensive lineman Zaylin Wood and offensive lineman Steven Losoya both played at MTSU. Virginia Tech linebacker Sam Brumfield played for the Blue Raiders, as did wide receiver Jaylin Lane.
- In addition, Vanderbilt edge defender Hayden Bray and Virginia Tech defensive lineman Kelvin Gilliam Jr. are both Oklahoma transfers.
- Virginia Tech associate athletic director and chief of staff for football Michael Hazel spent 11 seasons on the football staff at Vandy, including four as director of football operations. He earned his master's in organizational leadership from Vanderbilt.
- Virginia Tech senior director of strength and conditioning Dwight Galt IV is the son of former Vanderbilt strength and conditioning coach Dwight Galt III.
- Vanderbilt football radio play-by-play announcer Andrew Allegretta spent eight years in similar roles at Virginia Tech.

V VANDERBILT

- 97%** Student body retention rate
- 83%** Students graduating with no debt
- 65%** Undergraduate students receiving financial aid
- \$366** Million in student aid (2022-23)
- \$3.2** Billion goal for Dare to Grow campaign
- #1** Financial Aid (Princeton Review, 2018)
- #2** Happiest students (Princeton Review, 2018)
- #5** Most Beautiful Campus (Princeton Review, 2023)
- #10** Most Innovative University (Reuters)
- 7:1** Student-to-Faculty Ratio

Nashville MUSIC CITY

- #1** Top Travel Destination in the World (National Geographic)
- #1** Best Live Music Cities (Fifty Grande)
- 3** Top 10 Music Museums (USA Today)
 1. The Johnny Cash Museum
 8. Patsy Cline Museum
 9. Country Music Hall of Fame and Museum
- #7** Top Destinations in the United States (Trip Advisor)
- #8** Best Cities in the United States (Conde Nast Traveler)
- #8** Readers' 15 Favorite Cities in the U.S. (Travel + Leisure)
- #10** Essential Drives for a U.S. Road Trip (National Geographic)
- #6** Best Food Destinations in the U.S. (Trip Advisor)
- #5** South's Best Cities (Southern Living)
- +2m** Over two million Nashville area residents
- 5** Fortune 500 companies call Nashville home
- 13** Fortune 1000 companies headquartered in Nashville

VUFB

- 1890** First season
- 10** One of 10 charter members still in the SEC
- 4** College Football Hall of Fame coaches
- 8** Undefeated seasons
- 14** Conference championships
- 1922** Opening of FirstBank Stadium, then Dudley Field, as the first football-specific stadium in the South
- 8** NFL starters who played for Clark Lea

Including: Drue Tranquill, Jeremiah Owusu-Koramoah, Zaire Franklin, Kyle Hamilton and Julian Love
- 18** NFL offensive linemen developed by Chris Klenakis

Including: Alvin Bailey, John Miller, Joel Bitonio, Jeremy Bridges, Shar Pourdanesh, DeMarcus Love, Harvey Dahl, Jason Jimenez, Travis Swanson, Geron Christian, Ray Dominguez, Tony Moll
- 59** NFL draft picks trained under Robert Stiner

Including: Dak Prescott, Kyren Williams, Chris Jones, Drake London, Kyle Hamilton, Julian Love, Drue Tranquill, Michael Mayer, Jeremiah Owusu-Koramoah, Darius Slay
- +89** Vanderbilt's improvement in Special Teams Efficiency ranking from 2021 to 2023
- +77** Tim Beck's improvement in total offense rank from his first to second year at New Mexico State
- 175** Wins as a head coach by Jerry Kill

DORES IN THE NFL



KHARI BLASINGAME **Fullback**

- Played in 16 games in 2023
- Rushed eight times for 26 yards, caught three passes
- Appeared in 64 career games over five seasons with Bears and Titans



OREN BURKS **Linebacker**

- Signed a one-year contract with the Eagles in March
- Reached Super Bowl LVIII with 49ers, making five total tackles against the Chiefs
- Played in 15 games in 2023, recording 46 tackles, one sack and one interception
- Appeared in 91 career games over six seasons with 49ers and Packers



ADAM BUTLER **Defensive Tackle**

- Played in all 17 games for the Raiders in 2023
- Made 28 tackles, five sacks and forced a fumble
- Appeared in 97 career games over six seasons with Raiders, Dolphins and Patriots



ALLAN GEORGE **Cornerback**

- Spent 2023 on the Bengals practice squad
- Appeared in four games for Cincinnati in 2022 with two career tackles



MATTHEW HAYBALL **Punter**

- Signed a three-year contract with the Saints in April as an undrafted free agent
- Punted five times in the first two exhibition games, averaging 51.0 yards per punt with a long of 61 yards



TRE HERNDON **Cornerback**

- Signed with the Giants in June
- Played in 16 games for Jaguars in 2023, making 46 tackles with a forced fumble
- Spent all six seasons of NFL career in Jacksonville, appearing in 83 games with 243 career tackles



JAYLEN MAHONEY **Safety**

- Signed with 49ers as an undrafted free agent
- One tackle in first two preseason games



JORDAN MATTHEWS **Tight End**

- Signed with Panthers practice squad during 2023 season and has four catches in first two preseason games
- Last appeared in two games for the Eagles in 2019
- Played in 72 games over six seasons with Eagles and Bills, making 274 catches for 3,288 yards and 22 touchdowns



DAYO ODEYINGBO **Defensive End**

- Played in all 17 games for the Colts each of the past two seasons
- Third on the team with eight sacks in 2023, adding 38 tackles, two forced fumbles and two fumble recoveries
- Appeared in 44 games with 75 tackles over three seasons since being a second-round pick of the Colts in 2021



ANFERNEE ORJI **Linebacker**

- Signed with the Saints as an undrafted free agent in 2023
- Spent 2023 on the New Orleans practice squad



TRENT SHERFIELD **Wide Receiver**

- Signed a one-year contract with the Vikings
- Played in 17 games for the Bills in 2023, helping Buffalo to the divisional round of the playoffs
- Made 11 receptions for 22 yards and a touchdown
- Appeared in 95 games over six seasons with Bills, Dolphins, 49ers and Cardinals, making 78 career catches for 930 yards



JUSTIN SKULE **Offensive Tackle**

- Appeared in all 19 games for the Buccaneers, including Tampa's two playoff games
- Played in 49 career games over four seasons with Buccaneers and 49ers



TRE TARPLEY III **Safety**

- Signed to the practice squad by the Falcons during the 2023 season
- Agreed to a reserve/future contract with Atlanta following the 2023 campaign
- Played for his hometown Pittsburgh Maulers in the USFL



KE'SHAWN VAUGHN **Running Back**

- Played in six games for Tampa Bay in 2023 before being waived and signing to the Patriots' practice squad in December
- Appeared in 43 games over four seasons for the Buccaneers, rushing for 384 yards and a touchdown
- Won Super Bowl LV as a rookie with Tampa Bay



JOEJUAN WILLIAMS **Cornerback**

- Signed with the Saints on Aug. 20
- Started 2023 season with the Bears and played in four games before being waived and signing with Minnesota
- Saw action in two games for the Vikings while also spending time on the practice squad
- Appeared in 42 career games over four seasons with Bears, Vikings and Patriots

QUICK FACTS

Name	Vanderbilt University
Location	Nashville, Tenn.
Founded	1873
Enrollment	7,151 (undergraduate) • 13,710 (total)
Nickname	Commodores
Colors	Black & Gold
Stadium	FirstBank Stadium (28,934)
Surface	Artificial • Shaw Sports Powerblade
Conference	Southeastern
Affiliation	NCAA Division I FBS
Chancellor	Daniel Diermeier
Vice Chancellor/Athletics Director	Candice Storey Lee
Faculty Athletics Rep	Tracey George
Website	VUCommodores.com

COACHING STAFF

Head Coach	Clark Lea (Vanderbilt '04 • 4th season)
Chief Consultant to the Head Coach • Senior Offensive Advisor	Jerry Kill (Southwestern College '83 • 1st season)
Offensive Coordinator	Tim Beck (Pittsburg State '88 • 1st season)
Associate Defensive Coordinator • Secondary	Steve Gregory (Syracuse '06 • 1st season)
Defensive Run Game Coordinator • Linebackers	Nick Lezynski (Notre Dame '11 • 3rd season)
Special Teams Coordinator • Tight Ends	Jeff LePak (Eastern Illinois '14 • 1st season)
Run Game Coordinator • Running Backs	Ghaali Muhammad-Lankford (Wyoming '13 • 1st season)
Assistant Coach • Defensive Ends	Jovan Haye (Vanderbilt '07 • 7th season)
Assistant Coach • Defensive Line	Larry Black (Indiana '12 • 3rd season)
Assistant Coach • Wide Receivers	Alex Bailey (Youngstown State '07 • 3rd season)
Assistant Coach • Safeties	Melvin Rice (Northern Illinois '09 • 1st season)
Assistant Coach • Cornerbacks	Jamaal Richardson (Iowa State '18 • 1st season)
Assistant Coach • Offensive Line	Chris Klenakis (Carroll College '86 • 1st season)
Tight Ends Coach	Brendan Flaherty (Bridgewater State '15 • 4th season)
Stars Coach	Jimmy Thompson (Notre Dame '18 • 4th season)
Quarterbacks Coach	Garrett Altman (TCU '17 • 1st season)
Asst. Defensive Line Coach • Pass Rush Specialist	Seth Payne (Moravian '12 • 1st season)
Specialists Coach • Special Teams Asst. Coach	Shane Gallant (Bowling Green '17 • 1st season)
Assistant Running Backs Coach	Josh Adams (Notre Dame '20 • 2nd season)
Assistant Offensive Line Coach	Dylan Autenrieth (NC State '19 • 3rd season)
Assistant Safeties Coach	Arion Shinaver (Notre Dame '20 • 3rd season)
Assistant Cornerbacks Coach	Justin Harris (Vanderbilt '23 • 2nd season)
Assistant Wide Receivers Coach	Jafar Williams (Maryland '03 • 1st season)
Director • Football Sports Performance	Robert Stiner (Bellhaven '08 • 1st season)
Assistant Director • Football Sports Performance	Ian Bures (Plymouth State '15 • 1st season)
Assistant Football Sports Performance Coach	Demetrius Kemp (Wake Forest '19 • 4th season)
Assistant Football Sports Performance Coach	Hudson Stevens (Appalachian St. '22 • 2nd season)

ABOUT THE COMMODORES

2024 Captains	Richie Hoskins, Langston Patterson, Diego Pavia, Marlen Sewell and CJ Taylor
2023 Record • SEC Record/Finish	2-10 • 0-8/7th East
Starters Returning/Lost	12/14 (5/6 Offense • 6/5 Defense • 1/3 ST)
Letterwinners Returning/Lost	42/30 (15/15 Offense • 26/12 Defense • 1/3 ST)
Offensive System	Multiple
Defensive System	4-2-5
First Season	1890
All-Time Record	618-665-50 (.482)
Seasons	134
Undefeated Seasons	8
Conference Titles	14

PRONUNCIATION GUIDE

A recording of each player pronouncing their own name is available at: VUCommodores.com/VUFBnames

No.	Name	Pos.	Pronunciation
45	Emmanuel Adebisi	TE	ah-DAY-bee
11	Darren Agu	EDGE	AH-goo
42	Jake Balis	RB	BAY-liss
88	Boski Barrett	WR	BO-ski
19	Blaze Berlowtiz	QB	BER-low-itz
74	Cameron Bosen	OL	BOW-zen
46	Simeon Boulware	DL	BOWL-ware
34	Johann Cardenas	RB	joe-HAN car-DEN-ahs
64	Delfin Xavier Castillo	OL	(drop Delfin) ex-ZAY-veer cas-TEE-oh
46	Mustafa Dannett	CB	dah-NET
0	Aeneas DiCosmo	DL	uh-NEE-iss
33	Boubacar Dikate	EDGE	boo-bah-car da-KA-tee
47	Isaiah Fontan	RB	fon-TAN
2	Randon Fontenette	STAR	RAN-don FAWN-ten-ette
11	Loic Fouonji	WR	low-ik FUN-jee
90	Ted Gregoire	DL	gre-GORE
39	Jackson Heis	WR	hice (<i>rhymes with ice</i>)
25	Martel Hight	CB	hite
33	Moni Jones	RB	MAH-nee
41	Jamezell Lassiter	WR	JAMES-el
68	Steven Losoya	OL	la-SOY-uh
60	Duncan MacDonald	OL	mick-DON-ald
29	Jesse Mirco	P	MER-ko
5	Yilanan (Issa) Ouattara	DL	goes by E-sah • E-lan-in wah-TAH-ha
2	Diego Pavia	QB	PAH-vee-uh
43	Dominic Rezac	RB	REE-zak
24	Nick Rinaldi	LB	ruh-NAL-dee
40	Mason Rohmiller	K	ROW-mill-er
75	Misael Sandoval	OL	MEE-sah san-dah-VAL
14	Steven Sannineola	S	san-IN-nee-ALA
0	Junior Sherrill	WR	sher-EL
77	David Siegel	OL	SEE-gul
14	Jeremy St-Hilaire	QB	saint hill-AIR
12	Brennan Storer	QB	STORE-er
9	Eli Stowers	TE	STOW-ers (<i>rhymes with hours</i>)
96	Khordae Sydnor	DL	core-DAY SID-nor
98	De'Marion Thomas	DL	duh-MAR-e-on
12	Jeffrey Ugochukwu	STAR	uh-GO-chew-kwu
79	Conor Weasler	OL	WEEZ-ler
78	Keegan Wechsler	OL	WEX-ler
52	Kevo Wesley	OL	KEY-vo
36	Alan Wright	CB	goes by Taco
95	Linus Zunk	DL	LINE-us

WEEKLY MEDIA SCHEDULE

Monday	6 p.m.	Commodore Hour <i>Show airs at 6 p.m. on 102.5 The Game</i>
Tuesday	10:55 a.m. (approx.)	Selected Student-Athletes Available <i>Post-practice at McGugin Center (on-field)</i>
	1 p.m.	Clark Lea Press Conference <i>McGugin Center (Team Auditorium)</i> <i>Live on ESPN app, @VandyFootball (X) and Vanderbilt Athletics YouTube</i>
Wednesday	12:20 p.m.	Clark Lea on SEC Zoom Teleconference <i>Contact Michael Scholl (mike.scholl@vanderbilt.edu) for login information</i> <i>Teleconference begins at 10 a.m. CT</i>
Thursday	10:55 a.m. (approx.)	Clark Lea Availability <i>Post-practice at McGugin Center (on-field)</i>
Friday	--	<i>No Availability</i>
Saturday	Postgame	Clark Lea & Student-Athletes <i>McGugin Center (Team Auditorium)</i>
Sunday	--	<i>No Availability</i>

ATHLETICS COMMUNICATIONS

Dawn Ellerbe

Assistant Vice Chancellor • Senior Associate Athletic Director • Communications
Senior Woman Administrator

Michael Scholl Assistant Athletic Director • Communications mike.scholl@vanderbilt.edu
Primary Football Contact 574-876-6248

Brian Fremund Associate Athletic Director • Communications brian.fremund@vanderbilt.edu
Secondary Football Contact • Football Credentials • Swimming 251-623-3191

Will Owens Associate Communications Director will.owens@vanderbilt.edu
Football Visiting Team Liaison • Baseball

Jacob Bell Associate Communications Director jacob.d.bell@vanderbilt.edu
Men's Basketball • Women's Golf

Laura Topp Associate Communications Director laura.topp@vanderbilt.edu
Lacrosse • Soccer

Chris Caskey Associate Communications Director chris.caskey@vanderbilt.edu
Women's Basketball • Men's Golf

Pilar Ballough Assistant Communications Director pilar.ballough@vanderbilt.edu
Bowling • Track & Field/Cross Country

Blake Largent June Stewart Fellow jeffrey.b.largent@vanderbilt.edu
Women's Tennis • Men's Tennis

Gavin Nevil Strategic Projects Manager

Amon Kehr Manager • Visual Media

Brendan Ross Senior Content Lead • Football

Ricardo Odum Senior Graphic Designer

Scarlett Gooch Content Specialist • Baseball

Danny Burger Videographer and Editor • Visual Media

Pete Jonas Content Creator

Garret Ohrenberg Content Creator

John Cooper Visual Media Coordinator

HONORS & AWARDS

SEDRICK ALEXANDER RB

- Earl Campbell Tyler Rose Award Watch List

JULIAN ASHBY LS

- Patrick Mannelly Award Watch List

DONTAE CARTER S

- Preseason True Freshman All-American (247Sports)

MARK DAVIS CB

- Senior Bowl Watch List
- East-West Shrine Bowl 1000

LOIC FOUONJI WR

- East-West Shrine Bowl 1000

GUNNAR HANSEN OL

- Senior Bowl Watch List

RICHIE HOSKINS WR

- Team captain
- Wuerffel Trophy Watch List
- AFCA Good Works Team Nominee

STEVEN LOSOYA OL

- Senior Bowl Watch List
- East-West Shrine Bowl 1000

JESSE MIRCO P

- Ray Guy Award Watch List

LANGSTON PATTERSON LB

- Team captain
- Preseason All-SEC (Athlon; third team)
- Preseason All-SEC (Phil Steele; fourth team)

DIEGO PAVIA QB

- Team captain
- The Athletic Top 100 Transfers
- East-West Shrine Bowl 1000

MARLEN SEWELL S

- Team captain

QUINCY SKINNER JR. WR

- Senior Bowl Watch List

ELI STOWERS TE

- Earl Campbell Tyler Rose Award Watch List
- Senior Bowl Watch List
- East-West Shrine Bowl 1000
- The Athletic 2024 Freaks List

CJ TAYLOR S

- Team captain
- Bednarik Award Watch List
- Preseason All-SEC (Phil Steele; third team)
- Preseason All-SEC (Athlon; third team)
- Senior Bowl Watch List
- East-West Shrine Bowl 1000

KOLBEY TAYLOR CB

- The Athletic 2024 Freaks List

DE'RICKEY WRIGHT S

- Preseason All-SEC (Athlon; fourth team)
- Senior Bowl Watch List
- East-West Shrine Bowl 1000

collegepressbox

SINCE 2005 EVERYTHING BUT THE PREGAME MEAL

collegepressbox is the official media website for Division I football. Access and download game notes, quotes, statistics, media guides, headshots, logos and more for all FBS schools, conferences, postseason games, awards and the College Football Playoff. For access, please register for an account at collegepressbox.com/register.

ROSTER • NUMERICAL

No.	Name	Pos.	Ht.	Wt.	Yr.	Hometown	Previous School
0	Aeneas DiCosmo	DL	6-3	247	Gr.	Montclair, N.J.	Bergen Catholic/Stanford
0	Junior Sherrill	WR	5-11	188	So.	Nashville, Tenn.	Lipscomb Academy
1	CJ Taylor	S	6-1	205	Sr.	McMinnville, Tenn.	Warren County
1	Dariyan Wiley	WR	6-1	200	Gr.	Atlanta, Ga.	Douglas County/Louisiana-Monroe
2	Randon Fontenette	STAR	6-2	220	So.	Freeport, Texas	Brazosport/TCU
2	Diego Pavia	QB	6-0	207	Gr.	Albuquerque, N.M.	Volcano Vista/New Mexico State
3	Quincy Skinner Jr.	WR	6-2	205	Sr.	Pompano Beach, Fla.	St. Thomas Aquinas
4	Bryan Longwell	LB	6-1	227	So.	Nashville, Tenn.	Lipscomb Academy
5	Richie Hoskins	WR	6-1	196	Sr.	Lake Forest, Ill.	Lake Forest/Middlebury
5	Yılanan Ouattara	DL	6-7	311	Jr.	Cologne, Germany	Cologne Crocodiles
6	Kolbey Taylor	CB	6-3	190	Sr.	Ft. Lauderdale, Fla.	Pasadena Memorial (Texas)/Wyoming
7	Drew Dickey	QB	6-1	210	Jr.	Austin, Texas	Regents School
7	Marlen Sewell	S	6-1	198	Sr.	Birmingham, Ala.	Shades Valley
8	Nate Johnson	QB	6-1	196	Jr.	Fresno, Calif.	Clovis/Utah
8	Tyson Russell	CB	5-11	185	Gr.	Plantation, Fla.	St. Thomas Aquinas
9	Eli Stowers	TE	6-4	235	Gr.	Denton, Texas	Denton Guyer/New Mexico State
10	Whit Muschamp	QB	6-1	190	Fr.	Columbia, S.C.	Baylor School (Tenn.)
10	Langston Patterson	LB	6-1	230	Jr.	Nashville, Tenn.	Christ Presbyterian Academy
11	Darren Agu	EDGE	6-6	249	Jr.	London, England	Rabun-Gap Nacoochee (Ga.)
11	Loic Fouonji	WR	6-4	215	Gr.	Midland, Texas	Midland Lee/Texas Tech
12	Brennan Storer	QB	5-11	198	So.	Dallas, Texas	Highland Park
12	Jeffrey Ugochukwu	STAR	6-1	205	Jr.	Richmond, Texas	George Ranch
13	Chase Gillespie	RB	5-10	200	Jr.	Tallahassee, Fla.	Amos P. Godby
14	Steven Sannieniola	S	6-2	205	Jr.	Bowie, Md.	Quince Orchard
14	Jérémy St-Hilaire	QB	6-4	220	Fr.	Montréal, Canada	McCallie School (Tenn.)
15	Jeremiah Dillon	WR	6-1	191	Jr.	Tylertown, Miss.	Tylertown/Ole Miss
15	Zaylin Wood	DL	6-0	280	Gr.	Bowdon, Ga.	Heard County/Middle Tennessee
16	Cole Spence	TE	6-7	243	Jr.	Roswell, Ga.	Mount Pisgah Christian
17	Mark Davis	CB	6-2	196	Gr.	Bradenton, Fla.	Braden River/Southern Illinois
18	Jalen Gilbert	S	6-0	190	So.	Round Rock, Texas	Round Rock
18	Hayden Moses	QB	5-9	163	Sr.	Hollis, N.H.	Brighton Academy/Grinnell
19	Blaze Berlowitz	QB	6-3	205	So.	Cushing, Okla.	Cushing/New Mexico State
19	De'Rickey Wright	S	6-4	229	Gr.	Gadsden, Ala.	Gadsden
20	Prince Kollie	LB	6-1	227	Sr.	Jonesborough, Tenn.	David Crockett/Notre Dame
21	Dontae Carter	S	6-1	185	Fr.	San Antonio, Texas	Byron P. Steele
22	Bryce Cowan	LB	6-4	231	Jr.	Tallahassee, Fla.	Amos P. Godby
23	AJ Newberry	RB	6-1	197	So.	Grand Prairie, Texas	South Grand Prairie
24	Nick Rinaldi	LB	6-3	234	Jr.	Dover, Mass.	Dover-Sherborn
25	Martel Hight	CB	6-0	180	So.	Rome, Ga.	Rome
26	Micah Bell	WR	5-10	177	So.	Houston, Texas	Kinkaid School/Notre Dame
26	Alvin Williamson Jr.	CB	6-0	200	Fr.	Cibolo, Texas	Byron P. Steele
27	Jaylin Lackey	CB	6-0	198	Fr.	Atlanta, Ga.	South Gwinnett
28	Sedrick Alexander	RB	5-9	200	So.	Austin, Texas	LBJ
28	Thomas Jones	CB	5-11	183	Fr.	Smyrna, Tenn.	Smyrna
29	Miles Capers	EDGE	6-4	235	Sr.	Sumter, S.C.	Sumter
29	Jesse Mirco	P	6-4	222	Gr.	Fremantle, W. Australia	ProKick Australia/Ohio State
30	Trudell Berry	CB	6-1	196	Jr.	Baytown, Texas	Lee
31	Tate Hamby	S	6-2	190	Fr.	West Monroe, La.	Ouachita Christian
32	Mason Carter	EDGE	6-5	234	Fr.	Jacksonville, Fla.	Baldwin
33	Boubacar Diakite	EDGE	6-4	239	Jr.	Birmingham, Ala.	Pinson Valley
33	Moni Jones	RB	6-2	225	Gr.	Tulsa, Okla.	Memorial/New Mexico State
34	Johann Cardenas	RB	6-0	223	Fr.	Katy, Texas	Saint Thomas
34	Maurice Hampton	STAR	6-0	218	Gr.	Memphis, Tenn.	University School/Memphis
35	Payne Daniel	S	5-11	170	So.	Nashville, Tenn.	Montgomery Bell Academy
36	Alan Wright	CB	6-0	185	Sr.	Fayetteville, Ga.	Woodward Academy
37	Ty Burd	WR	6-1	175	So.	Nashville, Tenn.	Montgomery Bell Academy
37	Jailen Ruth	EDGE	6-3	212	So.	Hawthorne, Fla.	Hawthorne
38	Will Faris	K	6-1	160	Sr.	Dallas, Texas	Lake Highlands
39	Jackson Heis	WR	6-2	202	So.	Dallas, Texas	Highland Park
39	Brail Lipford	STAR	5-9	180	Gr.	Chandler, Ariz.	Higley/Rocky Mountain College

No.	Name	Pos.	Ht.	Wt.	Yr.	Hometown	Previous School
40	Jamison Curtis	LB	6-1	239	Fr.	Saraland, Ala.	Saraland
40	Mason Rohmiller	K	6-1	195	Jr.	Fort Mitchell, Ky.	St. Xavier/San Diego
41	Jamezell Lassiter	WR	5-8	196	Fr.	Providence, R.I.	La Salle Academy
42	Jake Balis	RB	5-9	200	Fr.	Granger, Ind.	Penn
42	Callahan Blair	EDGE	6-4	219	Fr.	Palm Harbor, Fla.	Calvary Christian Academy
43	Will Conley	K	6-1	195	Gr.	Chicago, Ill.	Jones College Prep
43	Dominic Rezac	RB	6-1	190	Jr.	Omaha, Neb.	Westside
44	Gabe Fisher	FB/TE	6-1	240	So.	Nashville, Tenn.	Montgomery Bell Academy
45	Emmanuel Adebisi	TE	6-5	266	Gr.	Wilmington, Del.	Wilmington Friends School/Cornell
45	Ty Bartholomew	LB	6-1	212	So.	Nashville, Tenn.	Montgomery Bell Academy
46	Mustafa Dannett	CB	6-0	175	Jr.	New London, Conn.	New London
47	Isaiah Fontan	RB	5-7	202	Jr.	Hartford, Conn.	Capital Prep
48	Julian Ashby	LS	6-1	221	Gr.	Lilburn, Ga.	Parkview/Furman
48	Larry Benton III	TE	6-4	221	Fr.	Cypress, Texas	St. Thomas
49	Simeon Boulware	DL	6-5	246	Fr.	Dacula, Ga.	Dacula
50	Chase Mitchell	OL	6-4	320	Gr.	Washington, Pa.	Washington/Liberty
51	Daniel Gaw	LS	6-2	230	Sr.	Nashville, Tenn.	Montgomery Bell Academy
52	Kevo Wesley	OL	6-4	317	Gr.	Chicago, Ill.	Curie
53	Glenn Seabrooks III	DL	6-3	340	Fr.	Nashville, Tenn.	Davidson Academy
54	Steven Hubbard	OL	6-3	330	Gr.	Houston, Texas	Benjamin O. Davis/Texas-El Paso
55	Gunnar Hansen	OL	6-5	330	Sr.	Boca Raton, Fla.	St. Thomas Aquinas
57	Max Fisher	OL	6-2	311	So.	Nashville, Tenn.	Montgomery Bell Academy/Trinity (Texas)
58	Carson Casteel	LB	6-2	222	Sr.	Florence, Ala.	Florence/Michigan State
60	Duncan MacDonald	OL	6-5	295	Jr.	Newbury, Mass.	Milton Academy
62	CJ Williams	OL	6-6	331	Fr.	Amityville, N.Y.	Deerfield Academy (Mass.)
63	Jacob Katona	DL	6-5	264	Sr.	Birmingham, Ala.	Oak Mountain/Stanford
64	Delfin Xavier Castillo	OL	6-5	361	Sr.	Kissimmee, Fla.	Osceola
66	Anthony Miles	OL	6-5	321	So.	Birmingham, Ala.	Ramsay
68	Steven Losoya	OL	6-3	324	Gr.	Nashville, Tenn.	Overton/Mississippi State
69	Cooper Starks	OL	6-5	329	So.	Girard, Ill.	North Mac
70	Cade McConnell	OL	6-5	315	Jr.	Choctaw, Okla.	Choctaw/Minnesota
71	Gage Pitchford	OL	6-6	315	Gr.	Newnan, Ga.	East Coweta
72	Josh Raymond	OL	6-4	298	Fr.	Orlando, Fla.	Lake Mary
73	Charlie Clark	OL	6-7	316	Sr.	Madison, Wis.	Edgewood
74	Cameron Bosen	OL	6-6	318	Fr.	Brentwood, Tenn.	Ravenwood
75	Misael Sandoval	OL	6-6	337	So.	Chula Vista, Calif.	St. Augustine
76	Grayson Morgan	OL	6-5	292	Jr.	Nashville, Tenn.	Montgomery Bell Academy
77	David Siegel	OL	6-6	300	Jr.	New Canaan, Conn.	The Hun School (N.J.)
78	Keegan Wechsler	OL	6-2	281	So.	Frisco, Texas	Legacy Christan Academy
79	Conor Weasler	P	6-0	181	So.	Kentfield, Calif.	Redwood
80	Tristen Brown	WR	5-10	185	Fr.	Houston, Texas	Lamar
81	Hutch Baird	WR	6-1	197	Sr.	Concord, Ohio	Mentor/Johns Hopkins
82	Brycen Coleman	WR	6-5	210	Fr.	Ocean City, Md.	Decatur
83	Derek Kee	WR	6-4	190	So.	Trenton, Tenn.	Peabody
84	Kamrean Johnson	TE	6-5	230	So.	Mobile, Ala.	Theodore
85	Landon Wells	WR	5-10	180	Jr.	Brentwood, Tenn.	Brentwood Academy
86	Witt Edwards	WR	6-5	200	Fr.	Fairfax, Okla.	Wagoner
87	Joseph McVay	WR	6-1	200	Fr.	Earle, Ark.	Earle
88	Boski Barrett	WR	5-11	175	Fr.	Knoxville, Tenn.	Webb School
88	Brock Taylor	K	6-1	161	So.	Knoxville, Tenn.	Knoxville Catholic
90	Ted Gregoire	DL	6-3	327	So.	Roselle, N.J.	Hudson Catholic
91	Christian James	DL	6-4	290	Gr.	Memphis, Tenn.	Christian Brothers
92	Evan Herrmann	DL	6-6	225	So.	Sussex, Wis.	Hamilton
94	Bradley Mann	DL	6-6	288	Jr.	Jacksonville, Fla.	The Bolles School
95	Linus Zunk	DL	6-6	263	Jr.	Berlin, Germany	Rabun Gap-Nacoochee (Ga.)
96	Khordae Sydnor	DL	6-4	266	Sr.	Harlem, N.Y.	Iona Prep/Purdue
97	Hayden Bray	EDGE	6-7	277	Gr.	Austin, Texas	Westlake/Oklahoma
98	De'Marion Thomas	DL	6-2	334	So.	Tulsa, Okla.	Union
99	Devin Lee	DL	6-2	290	Sr.	McDonough, Ga.	Ola

ROSTER • ALPHABETICAL

No.	Name	Pos.	Ht.	Wt.	Yr.	Hometown	Previous School
45	Emmanuel Adebisi	TE	6-5	266	Gr.	Wilmington, Del.	Wilmington Friends School/Cornell
11	Darren Agu	EDGE	6-6	249	Jr.	London, England	Rabun-Gap Nacoochee (Ga.)
28	Sedrick Alexander	RB	5-9	200	So.	Austin, Texas	LBJ
48	Julian Ashby	LS	6-1	221	Gr.	Lilburn, Ga.	Parkview/Furman
81	Hutch Baird	WR	6-1	197	Sr.	Concord, Ohio	Mentor/Johns Hopkins
42	Jake Balis	RB	5-9	200	Fr.	Granger, Ind.	Penn
88	Boski Barrett	WR	5-11	175	Fr.	Knoxville, Tenn.	Webb School
45	Ty Bartholomew	LB	6-1	212	So.	Nashville, Tenn.	Montgomery Bell Academy
26	Micah Bell	WR	5-10	177	So.	Houston, Texas	Kinkaid School/Notre Dame
48	Larry Benton III	TE	6-4	221	Fr.	Cypress, Texas	St. Thomas
19	Blaze Berlowitz	QB	6-3	205	So.	Cushing, Okla.	Cushing/New Mexico State
30	Trudell Berry	CB	6-1	196	Jr.	Baytown, Texas	Lee
42	Callahan Blair	EDGE	6-4	219	Fr.	Palm Harbor, Fla.	Calvary Christian Academy
74	Cameron Bosen	OL	6-6	318	Fr.	Brentwood, Tenn.	Ravenwood
49	Simeon Boulware	DL	6-5	246	Fr.	Dacula, Ga.	Dacula
97	Hayden Bray	EDGE	6-7	277	Gr.	Austin, Texas	Westlake/Oklahoma
80	Tristen Brown	WR	5-10	185	Fr.	Houston, Texas	Lamar
37	Ty Burd	WR	6-1	175	So.	Nashville, Tenn.	Montgomery Bell Academy
29	Miles Capers	EDGE	6-4	235	Sr.	Sumter, S.C.	Sumter
34	Johann Cardenas	RB	6-0	223	Fr.	Katy, Texas	Saint Thomas
21	Dontae Carter	S	6-1	185	Fr.	San Antonio, Texas	Byron P. Steele
32	Mason Carter	EDGE	6-5	234	Fr.	Jacksonville, Fla.	Baldwin
58	Carson Casteel	LB	6-2	222	Sr.	Florence, Ala.	Florence/Michigan State
64	Delfin Xavier Castillo	OL	6-5	361	Sr.	Kissimmee, Fla.	Osceola
73	Charlie Clark	OL	6-7	316	Sr.	Madison, Wis.	Edgewood
82	Brycen Coleman	WR	6-5	210	Fr.	Ocean City, Md.	Decatur
43	Will Conley	K	6-1	195	Gr.	Chicago, Ill.	Jones College Prep
22	Bryce Cowan	LB	6-4	231	Jr.	Tallahassee, Fla.	Amos P. Godby
40	Jamison Curtis	LB	6-1	239	Fr.	Saraland, Ala.	Saraland
35	Payne Daniel	S	5-11	170	So.	Nashville, Tenn.	Montgomery Bell Academy
46	Mustafa Dannett	CB	6-0	175	Jr.	New London, Conn.	New London
17	Mark Davis	CB	6-2	196	Gr.	Bradenton, Fla.	Braden River/Southern Illinois
33	Boubacar Diakite	EDGE	6-4	239	Jr.	Birmingham, Ala.	Pinson Valley
7	Drew Dickey	QB	6-1	210	Jr.	Austin, Texas	Regents School
0	Aeneas DiCosmo	DL	6-3	247	Gr.	Montclair, N.J.	Bergen Catholic/Stanford
15	Jeremiah Dillon	WR	6-1	191	Jr.	Tylertown, Miss.	Tylertown/Ole Miss
86	Witt Edwards	WR	6-5	200	Fr.	Fairfax, Okla.	Wagoner
38	Will Faris	K	6-1	160	Sr.	Dallas, Texas	Lake Highlands
44	Gabe Fisher	FB/TE	6-1	240	So.	Nashville, Tenn.	Montgomery Bell Academy
57	Max Fisher	OL	6-2	311	So.	Nashville, Tenn.	Montgomery Bell Academy/Trinity (Texas)
47	Isaiah Fontan	RB	5-7	202	Jr.	Hartford, Conn.	Capital Prep
2	Randon Fontenette	STAR	6-2	220	So.	Freeport, Texas	Brazosport/TCU
11	Loic Fouonji	WR	6-4	215	Gr.	Midland, Texas	Midland Lee/Texas Tech
51	Daniel Gaw	LS	6-2	230	Sr.	Nashville, Tenn.	Montgomery Bell Academy
18	Jalen Gilbert	S	6-0	190	So.	Round Rock, Texas	Round Rock
13	Chase Gillespie	RB	5-10	200	Jr.	Tallahassee, Fla.	Amos P. Godby
90	Ted Gregoire	DL	6-3	327	So.	Roselle, N.J.	Hudson Catholic
31	Tate Hamby	S	6-2	190	Fr.	West Monroe, La.	Ouachita Christian
34	Maurice Hampton	STAR	6-0	218	Gr.	Memphis, Tenn.	University School/Memphis
55	Gunnar Hansen	OL	6-5	330	Sr.	Boca Raton, Fla.	St. Thomas Aquinas
39	Jackson Heis	WR	6-2	202	So.	Dallas, Texas	Highland Park
92	Evan Herrmann	DL	6-6	225	So.	Sussex, Wis.	Hamilton
25	Martel Hight	CB	6-0	180	So.	Rome, Ga.	Rome
5	Richie Hoskins	WR	6-1	196	Sr.	Lake Forest, Ill.	Lake Forest/Middlebury
54	Steven Hubbard	OL	6-3	330	Gr.	Houston, Texas	Benjamin O. Davis/Texas-El Paso
91	Christian James	DL	6-4	290	Gr.	Memphis, Tenn.	Christian Brothers
84	Kamrean Johnson	TE	6-5	230	So.	Mobile, Ala.	Theodore
8	Nate Johnson	QB	6-1	196	Jr.	Fresno, Calif.	Clovis/Utah
33	Moni Jones	RB	6-2	225	Gr.	Tulsa, Okla.	Memorial/New Mexico State
28	Thomas Jones	CB	5-11	183	Fr.	Smyrna, Tenn.	Smyrna

No.	Name	Pos.	Ht.	Wt.	Yr.	Hometown	Previous School
63	Jacob Katona	DL	6-5	264	Sr.	Birmingham, Ala.	Oak Mountain/Stanford
83	Derek Kee	WR	6-4	190	So.	Trenton, Tenn.	Peabody
20	Prince Kollie	LB	6-1	227	Sr.	Jonesborough, Tenn.	David Crockett/Notre Dame
27	Jaylin Lackey	CB	6-0	198	Fr.	Atlanta, Ga.	South Gwinnett
41	Jamezell Lassiter	WR	5-8	196	Fr.	Providence, R.I.	La Salle Academy
99	Devin Lee	DL	6-2	290	Sr.	McDonough, Ga.	Ola
39	Brail Lipford	STAR	5-9	180	Gr.	Chandler, Ariz.	Higley/Rocky Mountain College
4	Bryan Longwell	LB	6-1	227	So.	Nashville, Tenn.	Lipscomb Academy
68	Steven Losoya	OL	6-3	324	Gr.	Nashville, Tenn.	Overton/Mississippi State
60	Duncan MacDonald	OL	6-5	295	Jr.	Newbury, Mass.	Milton Academy
94	Bradley Mann	DL	6-6	288	Jr.	Jacksonville, Fla.	The Bolles School
70	Cade McConnell	OL	6-5	315	Jr.	Choctaw, Okla.	Choctaw/Minnesota
87	Joseph McVay	WR	6-1	200	Fr.	Earle, Ark.	Earle
66	Anthony Miles	OL	6-5	321	So.	Birmingham, Ala.	Ramsay
29	Jesse Mirco	P	6-4	222	Gr.	Fremantle, W. Australia	ProKick Australia/Ohio State
50	Chase Mitchell	OL	6-4	320	Gr.	Washington, Pa.	Washington/Liberty
76	Grayson Morgan	OL	6-5	292	Jr.	Nashville, Tenn.	Montgomery Bell Academy
18	Hayden Moses	QB	5-9	163	Sr.	Hollis, N.H.	Brighton Academy/Grinnell
10	Whit Muschamp	QB	6-1	190	Fr.	Columbia, S.C.	Baylor School (Tenn.)
23	AJ Newberry	RB	6-1	197	So.	Grand Prairie, Texas	South Grand Prairie
5	Yilanan Ouattara	DL	6-7	311	Jr.	Cologne, Germany	Cologne Crocodiles
10	Langston Patterson	LB	6-1	230	Jr.	Nashville, Tenn.	Christ Presbyterian Academy
2	Diego Pavia	QB	6-0	207	Gr.	Albuquerque, N.M.	Volcano Vista/New Mexico State
71	Gage Pitchford	OL	6-6	315	Gr.	Newnan, Ga.	East Coweta
72	Josh Raymond	OL	6-4	298	Fr.	Orlando, Fla.	Lake Mary
43	Dominic Rezac	RB	6-1	190	Jr.	Omaha, Neb.	Westside
24	Nick Rinaldi	LB	6-3	234	Jr.	Dover, Mass.	Dover-Sherborn
40	Mason Rohmiller	K	6-1	195	Jr.	Fort Mitchell, Ky.	St. Xavier/San Diego
8	Tyson Russell	CB	5-11	185	Gr.	Plantation, Fla.	St. Thomas Aquinas
37	Jailen Ruth	EDGE	6-3	212	So.	Hawthorne, Fla.	Hawthorne
75	Misael Sandoval	OL	6-6	337	So.	Chula Vista, Calif.	St. Augustine
14	Steven Sannioliola	S	6-2	205	Jr.	Bowie, Md.	Quince Orchard
53	Glenn Seabrooks III	DL	6-3	340	Fr.	Nashville, Tenn.	Davidson Academy
7	Marlen Sewell	S	6-1	198	Sr.	Birmingham, Ala.	Shades Valley
0	Junior Sherrill	WR	5-11	188	So.	Nashville, Tenn.	Lipscomb Academy
77	David Siegel	OL	6-6	300	Jr.	New Canaan, Conn.	The Hun School (N.J.)
3	Quincy Skinner Jr.	WR	6-2	205	Sr.	Pompano Beach, Fla.	St. Thomas Aquinas
16	Cole Spence	TE	6-7	243	Jr.	Roswell, Ga.	Mount Pisgah Christian
14	Jérémy St-Hilaire	QB	6-4	220	Fr.	Montréal, Canada	McCallie School (Tenn.)
69	Cooper Starks	OL	6-5	329	So.	Girard, Ill.	North Mac
12	Brennan Storer	QB	5-11	198	So.	Dallas, Texas	Highland Park
9	Eli Stowers	TE	6-4	235	Gr.	Denton, Texas	Denton Guyer/New Mexico State
96	Khordae Sydnor	DL	6-4	266	Sr.	Harlem, N.Y.	Iona Prep/Purdue
88	Brock Taylor	K	6-1	161	So.	Knoxville, Tenn.	Knoxville Catholic
1	CJ Taylor	S	6-1	205	Sr.	McMinnville, Tenn.	Warren County
6	Kolbey Taylor	CB	6-3	190	Sr.	Ft. Lauderdale, Fla.	Pasadena Memorial (Texas)/Wyoming
98	De'Marion Thomas	DL	6-2	334	So.	Tulsa, Okla.	Union
12	Jeffrey Ugochukwu	STAR	6-1	205	Jr.	Richmond, Texas	George Ranch
79	Conor Weasler	P	6-0	181	So.	Kentfield, Calif.	Redwood
78	Keegan Wechsler	OL	6-2	281	So.	Frisco, Texas	Legacy Christan Academy
85	Landon Wells	WR	5-10	180	Jr.	Brentwood, Tenn.	Brentwood Academy
52	Kevo Wesley	OL	6-4	317	Gr.	Chicago, Ill.	Curie
1	Dariyan Wiley	WR	6-1	200	Gr.	Atlanta, Ga.	Douglas County/Louisiana-Monroe
62	CJ Williams	OL	6-6	331	Fr.	Amityville, N.Y.	Deerfield Academy (Mass.)
26	Alvin Williamson Jr.	CB	6-0	200	Fr.	Cibola, Texas	Byron P. Steele
15	Zaylin Wood	DL	6-0	280	Gr.	Bowdon, Ga.	Heard County/Middle Tennessee
36	Alan Wright	CB	6-0	185	Sr.	Fayetteville, Ga.	Woodward Academy
19	De'Rickey Wright	S	6-4	229	Gr.	Gadsden, Ala.	Gadsden
95	Linus Zunk	DL	6-6	263	Jr.	Berlin, Germany	Rabun Gap-Nacoochee (Ga.)

ROSTER • POSITIONAL

OFFENSE

No.	Name	Pos.	Yr.
2	Diego Pavia	QB	Gr.
7	Drew Dickey	QB	Jr.
8	Nate Johnson	QB	Jr.
10	Whit Muschamp	QB	Fr.
12	Brennan Storer	QB	So.
14	Jérémy St-Hilaire	QB	Fr.
18	Hayden Moses	QB	Sr.
19	Blaze Berlowitz	QB	So.
23	Chase Gillespie	RB	Jr.
13	AJ Newberry	RB	So.
28	Sedrick Alexander	RB	So.
33	Jamoni Jones	RB	Gr.
34	Johann Cardenas	RB	Fr.
42	Jake Balis	RB	Fr.
47	Isaiah Fontan	RB	Jr.
0	Junior Sherrill	WR	So.
1	Dariyan Wiley	WR	Gr.
3	Quincy Skinner Jr.	WR	Sr.
5	Richie Hoskins	WR	Sr.
11	Loic Fouonji	WR	Gr.
15	Jeremiah Dillon	WR	Jr.
26	Micah Bell	WR	Jr.
31	Landon Wells	WR	Jr.
37	Ty Burd	WR	So.
39	Jackson Heis	WR	So.
41	Jamezell Lassiter	WR	Fr.
80	Tristen Brown	WR	Fr.
81	Hutch Baird	WR	Sr.
82	Brycen Coleman	WR	Fr.
83	Derek Kee	WR	So.
87	Joseph McVay	WR	Fr.
88	Boski Barrett	WR	Fr.
9	Eli Stowers	TE	Gr.
16	Cole Spence	TE	Jr.
44	Gabe Fisher	FB/TE	So.
45	Manny Adebisi	TE	Gr.
48	Larry Benton	TE	Fr.
84	Kamrean Johnson	TE	So.
86	Witt Edwards	TE	Fr.
50	Chase Mitchell	OL	Gr.
52	Kevo Wesley	OL	Gr.
54	Steven Hubbard	OL	Gr.
55	Gunnar Hansen	OL	Sr.
57	Max Fisher	OL	So.
60	Duncan MacDonald	OL	Jr.
62	CJ Williams	OL	Fr.
64	Delfin Xavier Castillo	OL	Sr.
66	Anthony Miles	OL	So.
68	Steven Losoya	OL	Gr.
69	Cooper Starks	OL	So.
70	Cade McConnell	OL	Jr.
71	Gage Pitchford	OL	Gr.
72	Josh Raymond	OL	Fr.
73	Charlie Clark	OL	Sr.
74	Cameron Bosen	OL	Fr.
75	Misael Sandoval	OL	So.
76	Grayson Morgan	OL	Jr.
77	David Siegel	OL	Jr.
78	Keegan Wechsler	OL	So.

DEFENSE/ST

No.	Name	Pos.	Yr.
0	Aeneas DiCosmo	DL	Gr.
5	Yilanan Ouattara	DL	Jr.
15	Zaylin Wood	DL	Gr.
49	Simeon Boulware	DL	Fr.
53	Glenn Seabrooks	DL	Fr.
63	Jacob Katona	DL	Sr.
90	Ted Gregoire	DL	So.
91	Christian James	DL	Gr.
92	Evan Herrmann	DL	So.
94	Bradley Mann	DL	Jr.
95	Linus Zunk	DL	Jr.
96	Khordae Sydnor	DL	Sr.
98	De'Marion Thomas	DL	So.
99	Devin Lee	DL	Sr.
11	Darren Agu	EDGE	Jr.
29	Miles Capers	EDGE	Sr.
32	Mason Carter	EDGE	Fr.
33	Boubacar Diakite	EDGE	Jr.
37	Jailen Ruth	EDGE	So.
42	Callahan Blair	EDGE	Fr.
97	Hayden Bray	EDGE	Gr.
4	Bryan Longwell	LB	So.
10	Langston Patterson	LB	Jr.
20	Prince Kollie	LB	Sr.
22	Bryce Cowan	LB	Jr.
24	Nick Rinaldi	LB	Jr.
40	Jamison Curtis	LB	Fr.
45	Ty Bartholomew	LB	So.
58	Carson Casteel	LB	Sr.
2	Randon Fontenette	STAR	So.
12	Jeffrey Ugochukwu	STAR	Jr.
34	Maurice Hampton	STAR	Gr.
39	Brail Lipford	STAR	Gr.
6	Kolbey Taylor	CB	Sr.
8	Tyson Russell	CB	Gr.
17	Mark Davis	CB	Gr.
25	Martel Hight	CB	So.
26	Alvin Williamson Jr.	CB	Fr.
27	Jaylin Lackey	CB	Fr.
28	Thomas Jones	CB	Fr.
30	Trudell Berry	CB	Jr.
36	Alan Wright	CB	Sr.
46	Mustafa Dannett	CB	Jr.
1	CJ Taylor	S	Sr.
7	Marlen Sewell	S	Sr.
14	Steven Sannieniola	S	Jr.
18	Jalen Gilbert	S	So.
19	De'Rickey Wright	S	Sr.
21	Dontae Carter	S	Fr.
31	Tate Hamby	S	Fr.
35	Payne Daniel	S	So.
43	Dominic Rezac	S	Jr.
29	Jesse Mirco	P	Gr.
38	Will Faris	K	Sr.
40	Mason Rohmiller	K	Jr.
43	Will Conley	K	Gr.
48	Julian Ashby	LS	Gr.
51	Daniel Gaw	LS	Sr.
79	Conor Weasler	P	So.
88	Brock Taylor	K	So.

ROSTER • GEOGRAPHIC

28 STATES & 5 COUNTRIES

No.	Name	Pos.	Hometown
63	Jacob Katona	DL	Birmingham, Ala.
66	Anthony Miles	OL	Birmingham, Ala.
7	Marlen Sewell	S	Birmingham, Ala.
58	Carson Casteel	LB	Florence, Ala.
19	De'Rickey Wright	S	Gadsden, Ala.
33	Boubacar Diakite	EDGE	Pinson, Ala.
40	Jamison Curtis	LB	Saraland, Ala.
84	Kamrean Johnson	TE	Theodore, Ala.
39	Brail Lipford	STAR	Gilbert, Ariz.
87	Joseph McVay	WR	Earle, Ark.
75	Misael Sandoval	OL	Chula Vista, Calif.
8	Nate Johnson	QB	Fresno, Calif.
79	Conor Weasler	P	Kentfield, Calif.
47	Isaiah Fontan	RB	Hartford, Conn.
77	David Siegel	OL	New Canaan, Conn.
46	Mustafa Dannett	CB	New London, Conn.
45	Manny Adebisi	TE	Wilmington, Del.
55	Gunnar Hansen	OL	Boca Raton, Fla.
17	Mark Davis	CB	Bradenton, Fla.
6	Kolbey Taylor	CB	Ft. Lauderdale, Fla.
37	Jailen Ruth	EDGE	Hawthorne, Fla.
32	Mason Carter	EDGE	Jacksonville, Fla.
94	Bradley Mann	DL	Jacksonville, Fla.
64	Delfin Xavier Castillo	OL	Kissimmee, Fla.
72	Josh Raymond	OL	Lake Mary, Fla.
42	Callahan Blair	EDGE	Palm Harbor, Fla.
8	Tyson Russell	CB	Plantation, Fla.
3	Quincy Skinner Jr.	WR	Pompano Beach, Fla.
22	Bryce Cowan	LB	Tallahassee, Fla.
13	Chase Gillespie	RB	Tallahassee, Fla.
27	Jaylin Lackey	CB	Atlanta, Ga.
1	Dariyan Wiley	WR	Atlanta, Ga.
15	Zaylin Wood	DL	Bowdon, Ga.
49	Simeon Boulware	DL	Dacula, Ga.
36	Alan Wright	CB	Fayetteville, Ga.
48	Julian Ashby	LS	Lilburn, Ga.
99	Devin Lee	DL	McDonough, Ga.
71	Gage Pitchford	OL	Newnan, Ga.
25	Martel Hight	CB	Rome, Ga.
16	Cole Spence	TE	Roswell, Ga.
43	Will Conley	K	Chicago, Ill.
52	Kevo Wesley	OL	Chicago, Ill.
69	Cooper Starks	OL	Girard, Ill.
5	Richie Hoskins	WR	Lake Forest, Ill.
42	Jake Balis	RB	Granger, Ind.
40	Mason Rohmiller	K	Fort Thomas, Ky.
31	Tate Hamby	S	West Monroe, La.
14	Steven Sannieniola	S	Bowie, Md.
82	Brycen Coleman	WR	Ocean City, Md.
24	Nick Rinaldi	LB	Dover, Mass.
60	Duncan MacDonald	OL	Newbury, Mass.
15	Jeremiah Dillon	WR	Tylertown, Miss.
43	Dominic Rezac	S	Omaha, Neb.
18	Hayden Moses	QB	Hollis, N.H.
90	Ted Gregoire	DL	Jersey City, N.J.
0	Aeneas DiCosmo	DL	Montclair, N.J.
2	Diego Pavia	QB	Albuquerque, N.M.
62	CJ Williams	OL	Amityville, N.Y.
96	Khordae Sydnor	DL	Harlem, N.Y.
81	Hutch Baird	WR	Concord, Ohio

No.	Name	Pos.	Hometown
70	Cade McConnell	OL	Choctaw, Okla.
19	Blaze Berlowitz	QB	Cushing, Okla.
33	Jamoni Jones	RB	Tulsa, Okla.
98	De'Marion Thomas	DL	Tulsa, Okla.
86	Witt Edwards	TE	Wagoner, Okla.
50	Chase Mitchell	OL	Washington, Pa.
41	Jamezell Lassiter	WR	Providence, R.I.
10	Whit Muschamp	QB	Columbia, S.C.
29	Miles Capers	EDGE	Sumter, S.C.
31	Landon Wells	WR	Brentwood, Tenn.
20	Prince Kollie	LB	Jonesborough, Tenn.
88	Boski Barrett	WR	Knoxville, Tenn.
88	Brock Taylor	K	Knoxville, Tenn.
53	Glenn Seabrooks	DL	Madison, Tenn.
1	CJ Taylor	S	McMinnville, Tenn.
34	Maurice Hampton	STAR	Memphis, Tenn.
91	Christian James	DL	Memphis, Tenn.
45	Ty Bartholomew	LB	Nashville, Tenn.
74	Cameron Bosen	OL	Nashville, Tenn.
37	Ty Burd	WR	Nashville, Tenn.
35	Payne Daniel	S	Nashville, Tenn.
44	Gabe Fisher	FB/TE	Nashville, Tenn.
57	Max Fisher	OL	Nashville, Tenn.
51	Daniel Gaw	LS	Nashville, Tenn.
4	Bryan Longwell	LB	Nashville, Tenn.
68	Steven Losoya	OL	Nashville, Tenn.
76	Grayson Morgan	OL	Nashville, Tenn.
10	Langston Patterson	LB	Nashville, Tenn.
0	Junior Sherrill	WR	Nashville, Tenn.
28	Thomas Jones	CB	Smyrna, Tenn.
83	Derek Kee	WR	Trenton, Tenn.
28	Sedrick Alexander	RB	Austin, Texas
97	Hayden Bray	EDGE	Austin, Texas
7	Drew Dickey	QB	Austin, Texas
30	Trudell Berry	CB	Baytown, Texas
21	Dontae Carter	S	San Antonio, Texas
26	Alvin Williamson Jr.	CB	Cibolo, Texas
38	Will Faris	K	Dallas, Texas
39	Jackson Heis	WR	Dallas, Texas
12	Brennan Storer	QB	Dallas, Texas
9	Eli Stowers	TE	Denton, Texas
2	Randon Fontenette	STAR	Freeport, Texas
78	Keegan Wechsler	OL	Frisco, Texas
23	AJ Newberry	RB	Grand Prairie, Texas
26	Micah Bell	WR	Houston, Texas
48	Larry Benton	TE	Houston, Texas
80	Tristen Brown	WR	Houston, Texas
54	Steven Hubbard	OL	Houston, Texas
34	Johann Cardenas	RB	Katy, Texas
11	Loic Fouonji	WR	Midland, Texas
12	Jeffrey Ugochukwu	STAR	Richmond, Texas
18	Jalen Gilbert	S	Round Rock, Texas
73	Charlie Clark	OL	Madison, Wis.
92	Evan Herrmann	DL	Sussex, Wis.
29	Jesse Mirco	P	Fremantle, W. Australia
14	Jérémy St-Hilaire	QB	Montréal, Canada
11	Darren Agu	EDGE	London, England
5	Yilanan Ouattara	DL	Cologne, Germany
95	Linus Zunk	DL	Berlin, Germany

ROSTER • ACADEMIC & ELIGIBILITY

No.	Name	Pos.	Yr.	Elig.	Major
45	Emmanuel Adebi	TE	Gr.	2	Engineering Management (Master's)
11	Darren Agu	EDGE	Jr.	2	Medicine, Health and Society
28	Sedrick Alexander	RB	So.	3	Medicine, Health and Society
48	Julian Ashby	LS	Gr.	1	Mechanical Engineering (Master's)
81	Hutch Baird	WR	Sr.	2	Human and Organizational Development
42	Jake Balis	RB	Fr.	4	Engineering Science
88	Boski Barrett	WR	Fr.	4	College of Arts and Science (Undeclared)
45	Ty Bartholomew	LB	So.	4	College of Arts and Science (Undeclared)
26	Micah Bell	WR	So.	4	College of Arts and Science (Undeclared)
48	Larry Benton III	TE	Fr.	4	College of Arts and Science (Undeclared)
19	Blaze Berlowitz	QB	So.	4	College of Arts and Science (Undeclared)
30	Trudell Berry	CB	Jr.	3	Medicine, Health and Society
42	Callahan Blair	EDGE	Fr.	4	Human and Organizational Development
74	Cameron Bosen	OL	Fr.	4	Mechanical Engineering
49	Simeon Boulware	DL	Fr.	4	College of Arts and Science (Undeclared)
97	Hayden Bray	EDGE	Gr.	2	Leadership and Organizational Performance
80	Tristen Brown	WR	Fr.	4	College of Arts and Science (Undeclared)
37	Ty Burd	WR	So.	4	College of Arts and Science (Undeclared)
29	Miles Capers	EDGE	Sr.	2	Medicine, Health and Society
34	Johann Cardenas	RB	Fr.	4	College of Arts and Science (Undeclared)
21	Dontae Carter	S	Fr.	4	College of Arts and Science (Undeclared)
32	Mason Carter	EDGE	Fr.	4	College of Arts and Science (Undeclared)
58	Carson Casteel	LB	Sr.	2	Human and Organizational Development
64	Delfin Xavier Castillo	OL	Sr.	1	Medicine, Health and Society
73	Charlie Clark	OL	Sr.	2	Classical and Mediterranean Studies • Political Science
82	Brycen Coleman	WR	Fr.	4	College of Arts and Science (Undeclared)
43	Will Conley	K	Gr.	1	Leadership and Organizational Development
22	Bryce Cowan	LB	Jr.	3	Medicine, Health and Society
40	Jamison Curtis	LB	Fr.	4	College of Arts and Science (Undeclared)
35	Payne Daniel	S	So.	4	Human and Organizational Development
46	Mustafa Dannett	CB	Jr.	3	Human and Organizational Development
17	Mark Davis	CB	Gr.	1	Post-Graduate Student
33	Boubacar Diakite	EDGE	Jr.	2	Communication Studies
7	Drew Dickey	QB	Jr.	3	Human and Organizational Development
0	Aeneas DiCosmo	DL	Gr.	1	Learning, Diversity and Urban Studies
15	Jeremiah Dillon	WR	Jr.	3	Human and Organizational Development
86	Witt Edwards	WR	Fr.	4	College of Arts and Science (Undeclared)
38	Will Faris	K	Sr.	2	Human and Organizational Development • Climate Studies
44	Gabe Fisher	FB/TE	So.	4	Human and Organizational Development
57	Max Fisher	OL	So.	3	Human and Organizational Development
47	Isaiah Fontan	RB	Jr.	3	Human and Organizational Development
2	Randon Fontenette	STAR	So.	3	College of Arts and Science (Undeclared)
11	Loic Fouonji	WR	Gr.	1	Human Development Studies
51	Daniel Gaw	LS	Sr.	2	Human and Organizational Development • Economics
18	Jalen Gilbert	S	So.	4	College of Arts and Science (Undeclared)
13	Chase Gillespie	RB	Jr.	3	Medicine, Health and Society
90	Ted Gregoire	DL	So.	4	Human and Organizational Development
31	Tate Hamby	S	Fr.	4	College of Arts and Science (Undeclared)
34	Maurice Hampton	STAR	Gr.	1	Legal Studies (Master's)
55	Gunnar Hansen	OL	Sr.	2	Human and Organizational Development
39	Jackson Heis	WR	So.	4	Human and Organizational Development
92	Evan Herrmann	DL	So.	4	College of Arts and Science (Undeclared)
25	Martel Hight	CB	So.	3	College of Arts and Science (Undeclared)
5	Richie Hoskins	WR	Sr.	2	Political Science
54	Steven Hubbard	OL	Gr.	1	Post-Graduate Student
91	Christian James	DL	Gr.	1	Post-Graduate Student
84	Kamrean Johnson	TE	So.	3	College of Arts and Science (Undeclared)
8	Nate Johnson	QB	Jr.	3	Communication Studies
33	Moni Jones	RB	Gr.	1	Post-Graduate Student
28	Thomas Jones	CB	Fr.	4	College of Arts and Science (Undeclared)
63	Jacob Katona	DL	Sr.	2	Mechanical Engineering

No.	Name	Pos.	Yr.	Elig.	Major
83	Derek Kee	WR	So.	4	Child Development
20	Prince Kollie	LB	Sr.	2	Sociology
27	Jaylin Lackey	CB	Fr.	4	College of Arts and Science (Undeclared)
41	Jamezell Lassiter	WR	Fr.	4	Human and Organizational Development
99	Devin Lee	DL	Sr.	1	Medicine, Health and Society
39	Brail Lipford	STAR	Gr.	1	Human Development Counseling
4	Bryan Longwell	LB	So.	3	College of Arts and Science (Undeclared)
68	Steven Losoya	OL	Gr.	1	Post-Graduate Student
60	Duncan MacDonald	OL	Jr.	3	Human and Organizational Development
94	Bradley Mann	DL	Jr.	3	Human and Organizational Development
70	Cade McConnell	OL	Jr.	3	Human and Organizational Development
87	Joseph McVay	WR	Fr.	4	College of Arts and Science (Undeclared)
66	Anthony Miles	OL	So.	4	College of Arts and Science (Undeclared)
29	Jesse Mirco	P	Gr.	1	Master of Marketing
50	Chase Mitchell	OL	Gr.	2	Legal Studies (Master's)
76	Grayson Morgan	OL	Jr.	3	Engineering Science
18	Hayden Moses	QB	Sr.	2	Human and Organizational Development
10	Whit Muschamp	QB	Fr.	4	College of Arts and Science (Undeclared)
23	AJ Newberry	RB	So.	4	College of Arts and Science (Undeclared)
5	Yılanan Ouattara	DL	Jr.	2	Medicine, Health and Society
10	Langston Patterson	LB	Jr.	2	Human and Organizational Development
2	Diego Pavia	QB	Gr.	1	Post-Graduate Student
71	Gage Pitchford	OL	Gr.	2	Master's in Civil Engineering
72	Josh Raymond	OL	Fr.	4	College of Arts and Science (Undeclared)
43	Dominic Rezac	RB	Jr.	2	Human and Organizational Development
24	Nick Rinaldi	LB	Jr.	3	Economics
40	Mason Rohmiller	K	Jr.	3	Cognitive Studies
8	Tyson Russell	CB	Gr.	1	Learning Diversity and Urban Studies
37	Jailen Ruth	EDGE	So.	4	College of Arts and Science (Undeclared)
75	Misael Sandoval	OL	So.	4	Human and Organizational Development
14	Steven Sanniemiola	S	Jr.	3	Communication Studies
53	Glenn Seabrooks III	DL	Fr.	4	College of Arts and Science (Undeclared)
7	Marlen Sewell	S	Sr.	2	Medicine, Health and Society
0	Junior Sherrill	WR	So.	3	College of Arts and Science (Undeclared)
77	David Siegel	OL	Jr.	3	Human and Organizational Development
3	Quincy Skinner Jr.	WR	Sr.	1	Communication Studies
16	Cole Spence	TE	Jr.	3	Human and Organizational Development
14	Jérémy St-Hilaire	QB	Fr.	4	College of Arts and Science (Undeclared)
69	Cooper Starks	OL	So.	4	Human and Organizational Development
12	Brennan Storer	QB	So.	4	Human and Organizational Development
9	Eli Stowers	TE	Gr.	2	Master of Finance
96	Khordae Sydnor	DL	Sr.	2	Medicine, Health and Society
88	Brock Taylor	K	So.	4	Human and Organizational Development
1	CJ Taylor	S	Sr.	1	Medicine, Health and Society
6	Kolbey Taylor	CB	Sr.	2	American Studies
98	De'Marion Thomas	DL	So.	3	College of Arts and Science (Undeclared)
12	Jeffrey Ugochukwu	STAR	Jr.	2	Human and Organizational Development
79	Conor Weasler	P	So.	4	College of Arts and Science (Undeclared)
78	Keegan Wechsler	OL	So.	4	College of Arts and Science (Undeclared)
85	Landon Wells	WR	Jr.	3	Human and Organizational Development
52	Kevo Wesley	OL	Gr.	2	Legal Studies (Master's)
1	Dariyan Wiley	WR	Gr.	1	Post-Graduate Student
62	CJ Williams	OL	Fr.	4	College of Arts and Science (Undeclared)
26	Alvin Williamson Jr.	CB	Fr.	4	College of Arts and Science (Undeclared)
15	Zaylin Wood	DL	Gr.	1	Human Development Studies
36	Alan Wright	CB	Sr.	2	Communication of Science and Technology
19	De'Rickey Wright	S	Gr.	1	Sociology
95	Linus Zunk	DL	Jr.	3	Human and Organizational Development

Year - Academic status for 2024-25

Elig. - Seasons of eligibility remaining entering 2024 season

NEWSSTAND

GUATEMALAN LIFE LESSONS

Graham Hays • VUCommodores.com

For long snapper Julian Ashby, the Ingram Center's Guatemala service trip opened his eyes to global issues of social impact, sustainability and healthcare.

RUN WITH PURPOSE

Graham Hays • VUCommodores.com

LS Daniel Gaw and track and field/cross country student-athlete Ella Lambert organized the Nashville Aruna Run to benefit the Aruna Project for victims of human trafficking.

JERRY KILL IS HEALTHIER AND HERE TO HELP REVIVE VANDERBILT FOOTBALL

Gentry Estes • The Tennessean

The "Fix-it Guy", Jerry Kill chose Vanderbilt football.

HOW VANDERBILT FOOTBALL TRANSFER DIEGO PAVIA'S UNRELENTING COMPETITIVENESS LANDED IN NASHVILLE

Aria Gerson • The Tennessean

After attending two different high schools, a junior college and New Mexico State, Pavia's final stop is at Vanderbilt, where he is spending his final year of eligibility. With his experience at a rising program like the Aggies and that competitive spirit, he has the potential to bring something to the quarterback position that the Commodores haven't had in a long time.

HOW COLE SPENCE DEVELOPED THROUGH FAITH THAT WOULD GUIDE HIM THROUGH ACL TEAR

Joey Dwyer • VandySports

Tight end Cole Spence developed his faith as he rehabbed an ACL tear in summer of 2023.

HOW BRYAN LONGWELL PLANS TO HAVE A BIGGER IMPACT ON VANDERBILT FOOTBALL

Lawrence Goss • The Tennessean

Nashville native Bryan Longwell is growing into his role as he competes for a starting job.

ELI STOWERS' WINDING JOURNEY, FAITH, POSITION CHANGE LED TO VANDERBILT

Joey Dwyer • VandySports

Vanderbilt tight end Eli Stowers probably never thought he'd be introduced with that title as he stepped on to Texas A&M's campus as a four-star quarterback prospect in 2021.

LOIC FOUONJI'S JOURNEY OF IMMIGRATION, IT

Joey Dwyer • VandySports

10-year old Loic Fouonji just didn't want to get tackled. The now-Vanderbilt receiver, and everyone else around, knew he was big and fast. At that point Fouonji utilized those tools not because of where they could eventually take him, but because of where they would help him avoid; the ground.

DREW DICKEY PUTTING IDENTITY IN FAITH, NOT FOOTBALL

Joey Dwyer • VandySports

You probably know Vanderbilt quarterback Drew Dickey's skillset and what his time is dedicated to in this season of his life. You probably don't really know Drew Dickey, though.

COMMODORE CAPSULES



0 AENEAS DICOSMO

DL • 6-3 • 247 • Gr. • *uh-NEE-iss*

	GP	GS	Tackles	TFL	Sack	FF	PD	INT	TD
2023	12	12	33	6.0	2.5	1	0	0	0
Career	39	16	61	9.0	4.0	1	1	0	0

- Forced first career fumble in game vs. No. 1 Georgia
- Registered season-high six tackles against Missouri
- Tallied 26 tackles during senior season at Stanford
- Made conference Academic Honor Roll three times (2x Pac-12, SEC)
- Four younger siblings: Phoenix-Orion, Amadeus, Cassiopeia and Persophone
- Father, Anthony, played for the Buccaneers and at Boston College

TOP GAMES

Tackles
Sacks

2023

6 vs. Missouri
1 vs. Georgia

Career

6 vs. Missouri 2023
1 twice



0 JUNIOR SHERRILL

WR • 5-11 • 188 • So. • *sher-EL*

	GP	GS	Rec	Yds	TD	Long	Rec/G	YPC	Yds/G
2023	12	1	20	293	3	52	24.4	14.7	24.4
Career	12	1	20	293	3	52	24.4	14.7	24.4

- Played in all 12 games as a true freshman in 2023
- Made 20 catches, three touchdowns, for 293 yards
- Had a 30-yard touchdown catch against Auburn
- Unanimous three-star prospect out of high school
- Named Tennessee Mr. Football (Division II-AA) and MaxPreps Tennessee POTY (all division)

TOP GAMES

Receiving Yards
Receiving TDs
Longest Reception
Rushing Yards
Longest Rush

2023

64 vs. Florida
1 three times
52 vs. Florida
20 vs. Alabama A&M
20 vs. Alabama A&M

Career

64 vs. Florida 2023
1 three times
52 vs. Florida 2023
20 vs. Alabama A&M 2023
20 vs. Alabama A&M 2023



1 CJ TAYLOR

S • 6-1 • 205 • Sr.

	GP	GS	Tackles	TFL	Sack	FF	PD	INT	TD
2023	9	9	55	7.5	3.0	2	5	2	0
Career	29	17	117	14.5	4.0	2	11	3	0

- Fourth team All-SEC (Phil Steele) in 2023
- PFF grade of 80.2 was fourth among SEC linebackers last year
- Returned an interception to the one against No. 1 Georgia
- Tennessee Mr. Football (Class 6-A) in 2020
- Played quarterback in high school, leading team to best finish in 40 years (third place in Region 3-6A)
- Cousin, Alontae Taylor, played at Tennessee and in the NFL

TOP GAMES


Tackles
Sacks
Interceptions

2023

10 vs. Wake Forest
2 vs. Wake Forest
1 vs. Georgia

Career

10 twice
2 vs. Wake Forest 2023
1 three times



1 DARIYAN WILEY

WR • 6-1 • 200 • Gr.

	GP	GS	Rec	Yds	TD	Long	Rec/G	YPC	Yds/G
2023	12	12	24	400	2	68	2.0	5.7	33.3
Career	36	16	43	578	3	68	1.3	4.6	16.1

- Played three seasons at Louisiana-Monroe and one at UMass
- Saw the field in all 12 games last season for ULM
- Season-best 137 yards with a TD catch at Southern Miss

TOP GAMES

Receiving Yards
Receiving TDs
Longest Reception

2023

137 vs. Southern Miss
1 three times
68 vs. Southern Miss

Career

137 vs. Southern Miss 2023
1 three times
68 vs. Southern Miss 2023



2 RANDON FONTENETTE

STAR • 6-2 • 220 • So. • *RAN-don FAWN-ten-ette*

	GP	GS	Tackles	TFL	Sack	FF	PD	INT	TD
2023	6	0	16	0	0	0	0	0	0
Career	6	0	16	0	0	0	0	0	0

- Enrolled at Vandy in January 2024 after spending freshman season at TCU
- Played in 12 games for TCU, making 16 tackles
- Had a season-best eight tackles in season finale at Oklahoma
- Played offense and defense during prep career

TOP GAMES


Tackles

2023

8 vs. Oklahoma

Career

8 vs. Oklahoma 2023



2 DIEGO PAVIA

QB • 6-0 • 207 • Gr. • *PAH-vee-uh*

	GP	GS	C-A-I	Yds	TD	Rush	Yds	TD
2023	15	15	221-367-9	2964	26	166	1058	7
Career	27	23	322-557-15	4407	39	260	1594	13

- Competed two seasons each at New Mexico State and New Mexico Military Institute
- Played for Jerry Kill and Tim Beck with the Aggies
- 2023 C-USA Offensive POTY
- Ranked fifth in FBS in forced missed tackles (PFF)
- Helped New Mexico Military Institute to NJCAA national title in 2021
- Did not have an FBS offer out of high school

TOP GAMES


Rushing Yards
Longest Rush
Rushing TDs
Passing Yards
Longest Pass
Passing TDs

2023

129 vs. Sam Houston
44 vs. Hawai'i
2 vs. UTEP
317 vs. Western Ill.
80 vs. Western Ill.
3 three times

Career

129 vs. Sam Houston 2023
48 vs. Massachusetts 2022
3 vs. Liberty 2022
323 vs. Valparaiso 2022
80 vs. Western Ill. 2023
4 vs. Valparaiso 2022



3 QUINCY SKINNER JR.

WR • 6-2 • 205 • Sr.

	GP	GS	Rec	Yds	TD	Long	Rec/G	YPC	Yds/G
2023	10	5	20	204	3	34	2.0	10.2	20.4
Career	28	5	37	442	5	66	1.3	11.9	15.8

- Had a reception in nine of 10 games played last season
- Had his fifth career TD catch in the finale at Tennessee
- Two-time SEC Academic Honor Roll selection
- Helped St. Thomas Aquinas to the 7A Florida state title as a senior
- Played with Gunnar Hansen and Tyson Russell in high school
- Father, also Quincy, played at FAU, recording 150 career tackles

TOP GAMES

Receiving Yards
Receiving TDs
Longest Reception

2023

43 vs. UNLV
1 three times
34 vs. South Carolina

Career

79 vs. South Carolina 2022
2 vs. South Carolina 2022
66 vs. South Carolina 2022



4 BRYAN LONGWELL

LB • 6-1 • 227 • So.

	GP	GS	Tackles	TFL	Sack	FF	PD	INT	TD
2023	12	2	36	0.5	0	0	0	0	0
Career	12	2	36	0.5	0	0	0	0	0

- Made 36 tackles while appearing in every game as a freshman
- Had at least one tackle in each of the last 11 games of the season
- Honorable mention All-SEC specialist (College Football Network)
- Blocked a punt that resulted in a safety against Alabama A&M
- Prepped at Nashville's Lipscomb Academy alongside teammate Junior Sherrill, winning state championships as a junior and senior

TOP GAMES


Tackles
Tackles for Loss

2023

7 vs. Florida
0.5 vs. UNLV

Career

7 vs. Florida 2023
0.5 vs. UNLV 2023



5 RICHIE HOSKINS

WR • 6-1 • 196 • Sr.

	GP	GS	Rec	Yds	TD	Long	Rec/G	YPC	Yds/G
2023	12	2	6	83	2	27	0.5	13.8	6.9
Career	18	2	6	83	2	27	0.3	13.8	4.6

- Played in all 12 games last season, making six catches
- Two-time SEC Academic Honor Roll selection
- Played freshman season at Middlebury College in Vermont
- Was a high school All-American lacrosse player

TOP GAMES

Receiving Yards
Receiving TDs
Longest Reception

2023

48 vs. Florida
1 vs. Florida
27 vs. Florida

Career

48 vs. Florida 2023
1 vs. Florida 2023
27 vs. Florida 2023



5 YILANAN "ISSA" OUATTARA

DL • 6-7 • 311 • Jr. • *E-lan-in "E-sah" wa-TAH-ha*

	GP	GS	Tackles	TFL	Sack	FF	PD	INT	TD
2023	9	6	11	1.5	0.5	0	2	0	0
Career	19	6	15	1.5	0.5	0	2	0	0

- Started six of nine games played last season
- Two-time SEC Academic Honor Roll selection
- Native of Germany played for the club American football Cologne Crocodiles
- Began playing American football in 2019
- Multi-sport athlete has also competed in swimming, crew and tennis

TOP GAMES


Tackles
Sacks

2023

4 vs. Kentucky
0.5 vs. Kentucky

Career

4 vs. Kentucky 2023
0.5 vs. Kentucky 2023



6 KOLBEY TAYLOR

CB • 6-3 • 190 • Sr.

	GP	GS	Tackles	TFL	Sack	FF	PD	INT	TD
2023	9	8	29	0	0	0	7	0	0
Career	18	9	32	0	0	0	7	0	0

- Named to The Athletic's Freaks List for the second time in 2024 with a 38"6" vertical and 10'8" broad jump
- Enrolled at Vandy in January 2024 after spending first three seasons at Wyoming
- Played in nine games last fall for the Cowboys, making 29 tackles with seven break-ups
- Played in nine games in 2022, including first career start at the Arizona Bowl

TOP GAMES

Tackles
Passes Defended

2023

6 vs. Boise State
2 twice

Career

6 vs. Boise State 2023
2 twice

COMMODORE CAPSULES



7 DREW DICKEY

QB • 6-1 • 210 • Jr.

	GP	GS	C-A-I	Yds	TD	Rush	Yds	TD
2023	1	0	0-0-0	0	0	0	0	0
Career	1	0	0-0-0	0	0	0	0	0

- Made collegiate debut as a sophomore in win over Alabama A&M, seeing the field for two plays
- Two-time SEC Academic Honor Roll selection
- Led high school to undefeated season and state title in 2020
- Completed over 70 percent of his passes as a senior in high school, throwing for 2,308 yards and 35 touchdowns while also running for 627 yards and 17 scores

TOP GAMES


Tackles
Forced Fumbles

2023

9 vs. Kentucky
--

Career

9 vs. Kentucky 2023
1 vs. Georgia 2021



7 MARLEN SEWELL

S • 6-1 • 198 • Sr.

	GP	GS	Tackles	TFL	Sack	FF	PD	INT	TD
2023	12	1	25	1	0	0	0	0	0
Career	19	1	30	1	0	1	0	0	0

- Played in all 12 games last season, making first career start against Kentucky
- Recorded a team-best nine tackles against the Wildcats
- Two-time SEC Academic Honor Roll selection
- Helped high school to a playoff appearance as a senior, just the school's fourth in the last 20 years

TOP GAMES

Rushing Yards
Longest Rush
Rushing TDs
Passing Yards
Longest Pass
Passing TDs

2023

79 vs. Arizona State
59 vs. Arizona State
1 vs. Arizona State
193 vs. Weber State
49 vs. Weber State
1 four times

Career

79 vs. Arizona State 2023
59 vs. Arizona State 2023
2 vs. Arizona 2022
193 vs. Weber State 2023
49 vs. Weber State 2023
1 four times



8 NATE JOHNSON

QB • 6-1 • 196 • Jr.

	GP	GS	C-A-I	Yds	TD	Rush	Yds	TD
2023	7	3	39-72-0	499	3	59	235	4
Career	10	5	40-73-0	515	4	64	286	6

- Enrolled at Vandy in January 2024 after spending first two seasons at Utah
- Played in seven games and made three starts for the Utes in 2023
- Passed for 193 yards against Weber State, the most by a Utah freshman QB since 2012
- Ran for a 59-yard touchdown against Arizona State
- Was the fourth-ranked quarterback in his high school signing class (ESPN)
- Named the CIF Central Section Athlete of the year for 2020-21
- Father, Jerome Johnson, played basketball at Oklahoma and brother, Johnathan, also played football at Utah

TOP GAMES

Tackles
Interceptions

2023

5 vs. Florida
1 vs. South Carolina

Career

6 vs. Northern Illinois 2022
1 vs. South Carolina 2023



8 TYSON RUSSELL

CB • 5-11 • 185 • Sr.

	GP	GS	Tackles	TFL	Sack	FF	PD	INT	TD
2023	12	8	25	1	0	0	3	1	0
Career	31	14	72	1.5	0	0	6	1	0

- Played in all 12 games last year, starting eight
- Made first career interception at South Carolina
- Recorded six tackles against Georgia as a sophomore
- Three-time SEC Academic Honor Roll selection
- Helped St. Thomas Aquinas to the Florida Class 7A state title in 2020
- High school teammate of Quincy Skinner Jr. and Gunnar Hansen
- Father, Twan Russell, played at Miami (Fla.) before being drafted by Washington in the fifth round in 1997

TOP GAMES

Receptions
Receiving TDs
Long Reception

2023

7 vs. Middle Tennessee
1 twice
32 vs. UTEP

Career

7 vs. Middle Tennessee 2023
1 twice
32 vs. UTEP 2023



9 ELI STOWERS

TE • 6-4 • 235 • Gr. • *STOW-ers (rhymes with hours)*

	GP	GS	Rec	Yds	TD	Long	Rec/G	YPC	Yds/G
2023	15	3	35	366	2	32	2.3	10.5	24.4
Career	20	3	35	366	2	32	1.8	10.5	18.3

- Named to The Athletic's 2024 Freaks List with a 41"6" vertical and 10'8" broad jump
- Began college career at Texas A&M (2021-22) as a quarterback before joining New Mexico State and transitioning to tight end
- Had 35 catches for 366 yards and two touchdowns while adding 29 rushes for 113 and two scores on the ground
- Also completed four passes for 99 yards and a touchdown last fall
- Four catches for 48 yards and a touchdown in NMSU's historic win at Auburn
- Rated among PFF's top-20 tight ends in overall grade despite ranking 184th in snaps played
- Won a 2019 Texas 6A high jump state title

TOP GAMES

Tackles
Sacks
Interceptions

2023

12 vs. Auburn
1 vs. Ole Miss
1 vs. Ole Miss

Career

12 vs. Auburn 2023
1 vs. Ole Miss 2023
1 vs. Ole Miss 2023



10 WHIT MUSCHAMP

QB • 6-1 • 190 • Fr.

- Unanimous three-star prospect and top-25 signee in Tennessee
- Led Baylor School (Chattanooga) to state title game, throwing for 3,187 yards and 31 touchdowns with just two interceptions
- Lost to fellow Vanderbilt signee Jeremy St-Hilaire in the state championship game
- Won state title in 2022
- Dad, Will Muschamp, was head coach at Florida and South Carolina

TOP GAMES

Tackles
Sacks
Interceptions

2023

4 vs. Florida
0.5 vs. Kentucky

Career

4 twice
1 vs. Elon 2023



10 LANGSTON PATTERSON

LB • 6-1 • 230 • Jr.

	GP	GS	Tackles	TFL	Sack	FF	PD	INT	TD
2023	11	0	74	8	1	1	1	1	0
Career	23	0	79	8	1	1	1	1	0

- Led team in tackles last season (74) despite not making a start
- Played in 11 of 12 games on the year
- Led team with a career-best 12 tackles against Auburn
- Named to PFF Defensive Team of the Week after making nine tackles, sack, forced fumble and interception in game at Ole Miss
- Played in all 12 games as a freshman
- Spent two seasons at Vandy playing alongside older brother, Kane

TOP GAMES

Tackles
Sacks

2023

25 vs. Houston
1 twice
25 vs. Houston

Career

110 vs. Murray State 2022
2 vs. Murray State 2022
69 vs. Texas 2021



11 DARREN AGU

EDGE • 6-6 • 249 • Jr. • *AH-goo*

	GP	GS	Tackles	TFL	Sack	FF	PD	INT	TD
2023	10	5	16	1	0.5	0	2	0	0
Career	21	8	30	2	1.5	0	3	0	0

- Played in 10 games last year, starting five
- Recovered a fumble against Missouri
- Saw the field in all but one game as a freshman
- Of Nigerian decent, born in Ireland and raised in London
- Participated in the NFL Academy in the UK before moving to the U.S. for high school
- High school teammate of Linus Zunk

TOP GAMES

Receiving Yards
Receiving TDs
Longest Reception

2023

13 vs. Murray State 2022
2 vs. Murray State 2022
69 vs. Texas 2021

Career



11 LOIC FOUONJI

WR • 6-4 • 215 • Gr. • *low-ik FUN-jee*

	GP	GS	Rec	Yds	TD	Long	Rec/G	YPC	Yds/G
2023	13	1	6	85	2	25	0.5	14.2	7.7
Career	45	5	53	773	7	69	1.2	14.6	17.2


- Spent four seasons at Texas Tech
- Appeared in every game each of the last two seasons
- Scored in two consecutive bowl games: kickoff return for touchdown vs. Ole Miss in 2022 Texas Bowl and 14-yard reception vs. Cal in 2023 Independence Bowl
- Born in Cameroon before family moved to U.S. at age eight

COMMODORE CAPSULES



12 BRENNAN STORER
QB • 5-11 • 198 • So.

- Led high school to undefeated seasons and district title as both a junior and senior
- Was named district MVP as a senior
- Dad, Tim, was a defensive lineman at Vanderbilt



12 JEFFREY UGOCHUKWU
STAR • 6-1 • 205 • Jr. • *uh-GO-chew-kwu*

	GP	GS	Tackles	TFL	Sack	FF	PD	INT	TD
2023	11	2	23	3	1	0	1	1	0
Career	20	2	33	3	1	0	3	1	0

- Played in all but one game last season
- Made first career interception against Kentucky
- Member of Vanderbilt's Student-Athlete Advisory Council
- Played in nine games as a true freshman
- Had 53 tackles and two interceptions as a senior in high school, playing at the highest classification in Texas

TOP GAMES

Tackles
Sacks
Interceptions

2023

5 vs. Ole Miss
1 vs. Alabama A&M
1 vs. Kentucky

Career

5 vs. Ole Miss 2023
1 vs. Alabama A&M 2023
1 vs. Kentucky 2023



13 CHASE GILLESPIE
RB • 5-10 • 200 • Jr.

	GP	GS	Rush	Yds	TD	Long	Att/G	Yds/G
2023	12	0	22	62	0	10	1.8	5.2
Career	16	0	49	180	0	37	3.1	11.3

- Played in all 12 games last season
- Saw the field in four games as a freshman, preserving year of eligibility
- Racked up 1,184 all-purpose yards during senior season
- High school teammate of Bryce Cowan

TOP GAMES

Rushing Yards
Longest Rush
Reception Yards
Longest Reception

2023

25 vs. Alabama A&M
10 vs. Alabama A&M
17 vs. Hawai'i
13 vs. Hawai'i

Career

63 vs. Hawai'i 2022
37 vs. Hawai'i 2022
17 vs. Hawai'i 2023
13 vs. Hawai'i 2023



14 STEVEN SANNIENIOLA
S • 6-2 • 205 • Jr. • *san-IN-nee-ALA*

	GP	GS	Tackles	TFL	Sack	FF	PD	INT	TD
2022	5	0	7	0	0	0	0	0	0
Career	5	0	7	0	0	0	0	0	0

- Did not see the field in 2023 after playing five games as a freshman in 2022
- Made three tackles at Alabama in 2022
- Three-star prospect made 41 tackles with three interceptions as a senior
- Also ran track in high school

TOP GAMES

Tackles

2022

3 vs. Alabama

Career

3 vs. Alabama 2022



14 JÉRÉMY ST-HILAIRE
QB • 6-4 • 220 • So. • *saint hill-AIRE*

- Unanimous top-50 quarterback in signing class
- Threw for 2,678 yards and 25 touchdowns as a senior
- Named MVP of the BlueCross Bowl after leading team to a win in the state championship game over fellow Vanderbilt signee Whit Muschamp
- Born in Montreal and enjoys snowboarding



15 JEREMIAH DILLON
WR • 6-1 • 191 • Jr.

- Did not see the field in first two collegiate seasons at Ole Miss
- Joined Vandy for spring practice in 2024
- SEC Academic Honor Roll as a freshman
- Four-star prospect out of high school according to On3 and ESPN
- Top-five player in Mississippi per On3
- Was a high school All-American in track in the 100 and 200 meters



15 ZAYLIN WOOD
DL • 6-0 • 280 • Gr.

	GP	GS	Tackles	TFL	Sack	FF	PD	INT	TD
2023	10	6	16	4	3	1	2	0	0
Career	49	30	95	18	10	1	7	2	2

- Competed at Middle Tennessee from 2019-23
- Team captain last fall, played in 10 games
- Made 11 starts in 2022, recording 33 tackles
- Played in 13 games with 12 starts in 2021
- Intercepted a pass and made three tackles in 2021 Bahamas Bowl win over Toledo

TOP GAMES

Tackles
Sacks
Interceptions

2023

3 vs. FIU
2 vs. Jacksonville St.
--

Career

7 vs. UTSA 2022
2 twice
1 vs. Miami (Fla.) 2022



16 COLE SPENCE
TE • 6-7 • 243 • Jr.

	GP	GS	Rec	Yds	TD	Long	Rec/G	YPC	Yds/G
2023	0	0	0	0	0	0	0	0	0
Career	4	0	0	0	0	0	0	0	0

- Missed the 2023 season after suffering an injury during fall camp
- Played in four games as a true freshman to preserve year of eligibility
- Made collegiate debut against South Carolina in 2022
- First team all-state as a senior with 55 catches for 957 yards and five touchdowns
- Achieved rank of Eagle Scout and was state runner-up as a wrestler in high school

TOP GAMES

Tackles
Interceptions

2023

6 vs. SE Missouri St.
1 three times

Career

6 vs. SE Missouri St. 2023
1 three times



17 MARK DAVIS
CB • 6-2 • 196 • Gr.

	GP	GS	Tackles	TFL	Sack	FF	PD	INT	TD
2023	13	13	33	1.5	0	0	10	3	0
Career	39	14	59	1.5	0	0	15	3	0


- Will miss the 2024 season due to injury
- Played two seasons at Southern Illinois and three at Buffalo
- Honorable mention All-Missouri Valley in 2023 with a team-best three interceptions
- Recorded 45 tackles over two years with the Salukis
- Played eight games for Buffalo in 2021 (DNP 2019-20)



18 JALEN GILBERT
S • 6-0 • 190 • So.

	GP	GS	Tackles	TFL	Sack	FF	PD	INT	TD
2023	2	0	0	0	0	0	0	0	0
Career	2	0	0	0	0	0	0	0	0

- Played in two games as a true freshman last season
- Was one of the top 100 players in Texas per On3
- Ran track in high school with a PR of 10.84 in the 100 meters



18 HAYDEN MOSES
QB • 5-9 • 163 • Sr.

- SEC Academic Honor Roll in 2023
- Dean's List selection in 2022
- Spent freshman season at Grinnell (Iowa) College, posting a passer rating of 101.7 as the team's starter
- Valedictorian at Brighton Academy during prep year
- Third-degree black belt in Taekwondo and a two-time Taekwondo Martial Arts World Weapons Champion

COMMODORE CAPSULES



19 BLAZE BERLOWITZ

QB • 6-3 • 205 • So. • *BER-low-itz*

	GP	GS	C-A	Yds	TD	INT	Rush	Yds	TD
2023	1	0	10-19	134	1	1	4	36	0
Career	1	0	10-19	134	1	1	4	36	0

- Enrolled at Vandy in January 2024 after spending freshman year at New Mexico State
- Played in one game for the Aggies, coming in relief during the CUSA Championship game against Liberty
- Went 10-for-19 for 134 yards and a touchdown
- Played for offensive coordinator Tim Beck and head coach Jerry Kill, now both on staff at Vandy, at New Mexico State
- High school coach, Rusty Morgan, played for Beck when Beck was the offensive coordinator at Pittsburg State

TOP GAMES

Rushing Yards
Longest Rush
Passing Yards
Longest Pass
Passing TDs

2023


36 vs. Liberty*
10 vs. Liberty*
134 vs. Liberty*
31 vs. Liberty*
1 vs. Liberty*

*CUSA Championship game

Career

36 vs. Liberty* 2023
10 vs. Liberty* 2023
134 vs. Liberty* 2023
31 vs. Liberty* 2023
1 vs. Liberty* 2023

*CUSA Championship game



19 DE'RICKEY WRIGHT

S • 6-4 • 229 • Gr.

	GP	GS	Tackles	TFL	Sack	FF	PD	INT	TD
2023	10	10	46	1	0	2	5	2	0
Career	35	26	131	7	0	3	17	5	0

- Preseason All-SEC (Athlon; fourth team)
- 131 career tackles in 35 games played entering 2024
- 11th in coverage grade among SEC safeties last season (PFF)
- Senior Bowl Defensive POTW after making two interceptions against Hawai'i in Week 0 win
- Capital One Orange Bowl-FWAA Courage Award nominee moved from home to home growing up, often living with his grandmother, and lost his mother, Christina Henderson, at the end of freshman season

TOP GAMES


Tackles
Interceptions
Passes Defended
Tackles for Loss
Forced Fumbles

2023

10 vs. Wake Forest
2 vs. Hawai'i
3 vs. Hawai'i
1 vs. Missouri
1 twice

Career

10 twice
2 twice
3 twice
2 vs. Florida 2021
1 three times



20 PRINCE KOLLIE

LB • 6-1 • 227 • Sr.

	GP	GS	Tackles	TFL	Sack	FF	PD	INT	TD
2022	13	0	19	2.5	1.5	0	0	0	0
Career	23	0	33	2.5	1.5	0	0	0	0

- Enrolled at Vandy in 2023 after spending first two seasons at Notre Dame
- Did not see the field in 2023 due to injury
- Was recruited to Notre Dame by Clark Lea
- Appeared in 23 career games for Notre Dame, making 33 tackles
- Had a career-best seven tackles against Navy in 2022
- Finalist for the high school Butkus Award

TOP GAMES


Tackles
Sacks

2022

7 vs. Navy
1 vs. BYU

Career

7 vs. Navy 2022
1 vs. BYU 2022



21 DONTAE CARTER

S • 6-1 • 185 • Fr.

- Enrolled at Vandy in January 2024
- One of the highest-rated recruits in school history
- Four-star prospect per On3 and 247Sports
- Had 140 tackles and 14 interceptions over final two seasons
- Also competed in track, eclipsing 45 feet in the triple jump
- Born in California before moving to Texas

TOP GAMES

Tackles
Sacks

2022

7 vs. Navy
1 vs. BYU

Career

7 vs. Navy 2022
1 vs. BYU 2022



22 BRYCE COWAN

LB • 6-4 • 231 • Jr.

	GP	GS	Tackles	TFL	Sack	FF	PD	INT	TD
2023	12	0	15	2.5	0	0	2	1	1
Career	12	0	15	2.5	0	0	2	1	1

- Played in all 12 games last season
- Made 11 of his 15 tackles on the year in the final three games of the season
- Returned an interception for a touchdown against Auburn
- Did not play as a freshman in 2022
- High school teammate of Chase Gillespie

TOP GAMES

Tackles
Interceptions

2023

3 vs. South Carolina
1 vs. Auburn

Career

3 vs. South Carolina 2023
1 vs. Auburn 2023



23 AJ NEWBERRY

RB • 6-1 • 197 • So.

	GP	GS	Rush	Yds	TD	Long	Att/G	Yds/G
2023	4	0	20	96	0	29	5.0	24.0
Career	4	0	20	96	0	29	5.0	24.0

- Played in four games as a freshman, preserving year of eligibility
- Made collegiate debut at Ole Miss, running three times for 30 yards
- Carried 12 times for 38 yards at South Carolina
- Eclipsed 2,000 rushing yards as a senior, scoring 24 touchdowns
- Ran track and owns a PR of 21.68 in the 200 meters

TOP GAMES

Rushing Yards
Longest Rush

2023

38 vs. South Carolina
29 vs. Auburn

Career

38 vs. South Carolina 2023
29 vs. Auburn 2023



24 NICK RINALDI

LB • 6-3 • 234 • Jr. • *ruh-NAL-dee*

	GP	GS	Tackles	TFL	Sack	FF	PD	INT	TD
2023	12	0	21	1	0	0	1	1	0
Career	16	0	24	1	0	0	1	1	0

- Played in all 12 games last season
- Made first career interception with one minute left in the fourth quarter at UNLV
- CSC Academic All-District in 2023 and two-time SEC Academic Honor Roll selection
- Did not play football until senior year of high school

TOP GAMES

Tackles
Interceptions

2023

6 vs. Florida
1 vs. UNLV

Career

6 vs. Florida 2023
1 vs. UNLV 2023



25 MARTEL HIGHT

CB • 6-0 • 180 • So. • *HITE*

	GP	GS	Tackles	TFL	Sack	FF	PD	INT	TD
2023	11	6	38	0	0	0	2	1	1
Career	11	6	38	0	0	0	2	1	1

- Played in 11 of 12 game as a true freshman last season, making 38 tackles
- Became the first freshman in school history to return an interception for a touchdown at UNLV and the first Vandy player with a pick-six since 2019
- Four-star recruit per On3 and ESPN also owns a high-jump PR of 6'6"

TOP GAMES

Tackles
Interceptions

2023

7 vs. Missouri
1 vs. UNLV

Career

7 vs. Missouri 2023
1 vs. UNLV 2023



26 MICAH BELL

WR • 5-10 • 177 • Jr.

	GP	GS	Tackles	TFL	Sack	FF	PD	INT	TD
2023	3	0	1	1	0	0	2	0	0
Career	3	0	1	1	0	0	2	0	0

- Moving to wide receiver after playing freshman season at Notre Dame as a cornerback
- Appeared in three games for the Fighting Irish
- Had a tackle for loss in Sun Bowl win over Oregon State
- Unanimous four-star prospect out of high school played running back and in the secondary
- Also competed in track and field, owning a PR of 24'5.25" in the long jump and 45'9.5" in the triple jump
- Brother, Dillon, is a wide receiver at Georgia

TOP GAMES

Tackles
Tackles for Loss

2023

1 vs. Oregon State*
1 vs. Oregon State*
*Sun Bowl

Career

1 vs. Oregon State 2023*
1 vs. Oregon State 2023*
*Sun Bowl



26 ALVIN WILLIAMSON JR.

DB • 6-0 • 200 • Fr.

- Enrolled at Vandy in January 2024
- Three-star prospect made 74 tackles and three interceptions during prep career
- Team captain as a senior

TOP GAMES



27 JAYLIN LACKEY

CB • 6-0 • 198 • Fr.

- Unanimous three-star prospect
- Ranked a top-70 cornerback in his class by On3, 247 and ESPN
- Played both cornerback and wide receiver in high school
- Also competed in track and field

TOP GAMES

COMMODORE CAPSULES



28 SEDRICK ALEXANDER

RB • 5-9 • 200 • So.

	GP	GS	Rush	Yds	TD	Long	Att/G	Yds/G
2023	12	6	96	371	4	27	8.0	30.9
Career	12	6	96	371	4	27	8.0	30.9

- SEC All-Freshman selection by the league's coaches last season
- Led the team in rushing and rushing touchdowns
- Was the only freshman in the SEC with four or more rushing touchdowns
- Earl Campbell Tyler Rose of Texas Honorable Mention after running for 87 yards and two scores against Alabama A&M
- Was the first Vandy running back since 2019 with multiple touchdowns in a game

TOP GAMES

Rushing Yards
Rushing TDs
Longest Rush
Reception Yards
Longest Reception

2023

87 vs. Alabama A&M
2 vs. Alabama A&M
27 vs. Alabama A&M
65 vs. Missouri
21 vs. Missouri

Career

87 vs. Alabama A&M
2 vs. Alabama A&M 2023
27 vs. Alabama A&M 2023
65 vs. Missouri 2023
21 vs. Missouri 2023



28 THOMAS JONES

CB • 5-11 • 183 • Fr.

- Chosen to 2023 TACA Tennessee East vs. West All-Star Classic
- Named Region 5-6A Co-MVP as a senior
- Led high school team in touchdowns as a senior, interceptions as a junior and solo tackles as a sophomore
- Qualified for the state meet all four years in the 300-meter hurdles
- Left Smyrna as school record holder in 200 meters, 110-meter hurdles, 300-meter hurdles and as anchor in 4x200-meter relay

TOP GAMES

Tackles
Sacks

2023

6 vs. Auburn
1 vs. UNLV

Career

6 vs. Auburn 2023
1 vs. UNLV 2023



29 MILES CAPERS

EDGE • 6-4 • 235 • Sr.

	GP	GS	Tackles	TFL	Sack	FF	PD	INT	TD
2023	12	2	29	3.5	1	0	0	0	0
Career	16	2	32	3.5	1	0	0	0	0

- Played in all 12 games with 29 tackles and a sack last season
- Recorded first career sack at UNLV
- Made seven tackles against Auburn
- Missed the 2022 season due to injury
- Played in four games as a true freshman
- Also ran track in high school

TOP GAMES

Tackles
Sacks

2023

6 vs. Auburn
1 vs. UNLV

Career

6 vs. Auburn 2023
1 vs. UNLV 2023



29 JESSEE MIRCO

P • 6-4 • 222 • Gr. • mer-KO

	GP	Att	Yds	Long	Avg	TB	FC	I20	50+
2023	13	50	2174	72	43.5	1	21	18	13
Career	39	130	5707	77	44.0	8	54	55	31

- Enrolled at Vandy in January 2024 after spending three seasons at Ohio State
- Career punting average of 44.0 ranks fourth all-time at OSU
- Averaged 48.3 yards per punt on eight kicks against Missouri in the Cotton Bowl
- Ranked third in the Big Ten in punting average as a sophomore
- Product of the same ProKick Australia program which produced former Vandy All-American punter Matthew Hayball

TOP GAMES

Long
Average
Punts

2023

72 vs. Penn State
48.5 vs. Minnesota
8 vs. Missouri*
**Cotton Bowl*

Career

72 vs. Penn State 2023
52.0 twice
8 vs. Missouri* 2023
**Cotton Bowl*



30 TRUPELL BERRY

CB • 6-1 • 196 • Jr.

	GP	GS	Tackles	TFL	Sack	FF	PD	INT	TD
2023	9	7	21	1	0	0	4	0	0
Career	13	7	22	1	0	0	4	0	0

- Played in nine games last season
- Made a career-best nine tackles at UNLV
- Played in four games as a freshman, preserving year of eligibility
- Four-star prospect selected to 2022 US Army All-American Bowl
- Also ran track, posting a PR of 10.93 in the 100-meter dash

TOP GAMES

Tackles

2023

9 vs. UNLV

Career

9 vs. UNLV 2023



31 TATE HAMBY

S • 6-2 • 190 • Fr.

- Top-25 recruit out of Louisiana by On3, 247 and ESPN
- Played safety and wide receiver in high school
- Earned MaxPreps Player of the Game 12 times during prep career
- Won state championships in football, basketball and track (long jump)
- Father, Rooster Hamby, played football at Louisiana Tech
- Enjoys hunting alligators

TOP GAMES

Tackles

2023

9 vs. UNLV

Career

9 vs. UNLV 2023



32 MASON CARTER

EDGE • 6-5 • 234 • Fr.

- Enrolled at Vandy in January 2024
- Three-star recruit made 123 tackles and 10 sacks during prep career
- Helped high school to regional semifinals as a junior
- Also played basketball and ran track

TOP GAMES

Tackles
Sacks

2023

6 vs. UNLV
1 vs. UNLV

Career

6 vs. UNLV 2023
1 twice



33 BOUBACAR DIKATE

EDGE • 6-4 • 239 • Jr. • BOO-bah-kar duh-KA-tay

	GP	GS	Tackles	TFL	Sack	FF	PD	INT	TD
2023	11	0	20	2.5	1	0	1	0	0
Career	21	3	32	5	2	0	2	0	0

- Played in all but one game last season, making 20 tackles
- Recorded six tackles at UNLV
- Made SEC Academic Honor Roll
- Played nine games as a true freshman
- Helped high school to state quarterfinals as a senior and state title as a junior, also playing tight end
- Also played basketball
- Previously went by BJ

TOP GAMES

Tackles
Sacks

2023

6 vs. UNLV
1 vs. UNLV

Career

6 vs. UNLV 2023
1 twice



33 MONI JONES

RB • 6-2 • 225 • Gr. • MAH-nee

	GP	GS	Rush	Yds	TD	Long	Att/G	Yds/G
2023	15	13	87	343	3	24	3.9	22.9
Career	28	25	198	726	9	49	3.7	25.9

- Spent last two seasons at New Mexico State after competing freshman year at Northeastern Oklahoma A&M
- Played in all 15 games at NMSU in 2023, rushing 87 times for 343 yards and three touchdowns
- Played for Jerry Kill and Tim Beck with the Aggies

TOP GAMES

Rushing Yards
Rushing TDs
Longest Rush
Receptions

2023

53 vs. Western Illinois
1 three times
24 vs. Louisiana Tech
2 vs. Massachusetts

Career

74 vs. Liberty 2022
2 twice
49 vs. Liberty 2022
2 vs. Massachusetts 2022



34 JOHANN CARDENAS

RB • 6-0 • 223 • Fr. • joe-HAN car-DEN-ahs

- Unanimous three-star prospect
- Rated among the top-50 running backs in his class by On3, 247, ESPN and Rivals
- Ran for 4,743 yards on 561 carries and 64 touchdowns during prep career
- Scored at least two touchdowns in all but one game during his senior season

TOP GAMES

Rushing Yards
Rushing TDs
Longest Rush
Receptions

2023

53 vs. Western Illinois
1 three times
24 vs. Louisiana Tech
2 vs. Massachusetts

Career

74 vs. Liberty 2022
2 twice
49 vs. Liberty 2022
2 vs. Massachusetts 2022

COMMODORE CAPSULES



34 MAURICE HAMPTON
STAR • 6-0 • 218 • Gr.

	GP	GS	Tackles	TFL	Sack	FF	PD	INT	TD
2020	8	5	27	2	0	0	0	0	0
Career	21	7	37	2	0	0	1	0	0

- Began college career at LSU, playing both football and baseball
- Played 13 games as a freshman on LSU's 2019 national title team
- Had a tackle against Vanderbilt as a sophomore in 2020
- Played baseball for LSU in 2019 and 2020 before transferring to Samford to focus on baseball
- Decided to re-focus on football and joined Vanderbilt in 2024
- Consensus four-star prospect on the gridiron out of high school
- First athlete in Tennessee history to win Mr. Football and Mr. Baseball in the same season
- Was rated the No. 29 baseball prospect in the 2019 MLB Draft, but fell to the 23rd round (Padres) due to commitment to LSU

TOP GAMES

Tackles
Tackles for Loss
Passes Defended

2020

7 vs. Missouri
1 twice
--

Career

7 vs. Missouri 2020
1 twice
1 vs. Texas A&M 2019



35 PAYNE DANIEL
S • 5-11 • 170 • So.

	GP	GS	Tackles	TFL	Sack	FF	PD	INT	TD
2023	1	0	0	0	0	0	0	0	0
Career	1	0	0	0	0	0	0	0	0

- Made collegiate debut at Tennessee last season
- Played football and lacrosse at Montgomery Bell Academy, same high school which produced head coach Clark Lea
- Two-time state runner up in football
- Two-time state champion in lacrosse
- Father, Matt, played football at Southern Miss
- Plays the piano and can solve a Rubik's cube

TOP GAMES

Tackles
Passes Defended

2023

1 vs. Auburn
2 vs. UNLV

Career

1 vs. Auburn 2023
2 vs. UNLV 2023



36 ALAN "TACO" WRIGHT
CB • 6-0 • 185 • Sr. • goes by "Taco"

	GP	GS	Tackles	TFL	Sack	FF	PD	INT	TD
2023	12	0	6	0	0	0	2	0	0
Career	12	0	6	0	0	0	2	0	0

- Played in all 12 games last season, making six tackles
- Did not see game action during first two seasons
- Three-star prospect was a two-time all-region selection in high school
- Also ran track in high school, winning a state championship in the 110-meter hurdles
- Brother, Mike, played quarterback at Vandy from 2020-22
- Plays the saxophone

TOP GAMES

Tackles
Passes Defended

2023

1 vs. Auburn
2 vs. UNLV

Career

1 vs. Auburn 2023
2 vs. UNLV 2023



37 TY BURD
WR • 6-1 • 175 • So.

- All-region player at Montgomery Bell Academy
- Joined by high school teammates Payne Dainel, Daniel Gaw, Ty Bartholomew, Grayson Morgan, and Max and Gabe Fisher
- MBA is also the high school head coach Clark Lea attended
- Enjoys hunting



37 JAILEN RUTH
EDGE • 6-3 • 212 • So. • JAY-lin

	GP	GS	Tackles	TFL	Sack	FF	PD	INT	TD
2023	4	0	0	0	0	0	0	0	0
Career	4	0	0	0	0	0	0	0	0

- Played in four games as a freshman, preserving year of eligibility
- Three-star prospect out of high school, helped team to three straight state championship games
- Had 27 tackles for loss and 19 sacks in 10 games as a senior
- Also played basketball and ran track
- Won a state title in the 400 meters and has a PR of 48.4 seconds

TOP GAMES

PAT

2023

--

Career

1-1 vs. Hawai'i 2022



38 WILL FARIS
K • 6-1 • 160 • Sr.

	GP	KO	Yds.	Avg.	TB	PAT	FG	Long
2023	12	55	3463	63.0	22	0-0	0-0	--
Career	13	56	3516	62.8	22	1-1	0	--

- Served as Vanderbilt's kickoff specialist last season, taking all 55 kickoffs
- CSC Academic All-District in 2023 and two-time SEC Academic Honor Roll selection
- Made collegiate debut at Hawai'i, making an extra point in only action of 2022
- Made all 63 extra points as a senior in high school

TOP GAMES

PAT

2023

--

Career

1-1 vs. Hawai'i 2022



39 JACKSON HEIS
WR • 6-2 • 202 • So. • hicc

- All-district as a junior and senior in high school
- Averaged over 25 yards per reception during senior season
- AP Scholar with Distinction and first team academic all-state as a senior
- Captain of basketball team in high school
- Mom, Ashley, and dad, Tim, both played soccer at SMU



39 BRAIL LIPFORD
STAR • 5-9 • 180 • Gr.

	GP	GS	Tackles	TFL	Sack	FF	PD	INT	TD
2023	10	0	31	2.5	0	0	5	0	0
Career	23	0	51	2.5	0	2	15	2	0

- Played four seasons at Rocky Mountain College, an NAIA school in Billings, Montana
- Second-team all-conference selection and two-time academic all-conference
- Played in 10 games as a senior, making 31 tackles
- Graduated cum laude from Rocky Mountain College
- Father, Brail, played football at Grambling State

TOP GAMES

Tackles
Interceptions

2023

7 vs. College of Idaho
--

Career

9 vs. Montana Tech 2022
1 three times



40 JAMISON CURTIS
LB • 6-1 • 239 • Fr.

- Unanimous three-star prospect
- Made 71 tackles, 17 for loss, as a senior
- Made 107 tackles as a junior, helping Saraland to Class 6A state title
- Also played baseball in high school



40 MASON ROHMILLER
K • 6-1 • 195 • Jr. • ROW-mill-er

- Joined Vanderbilt in 2023 after spending freshman year at San Diego
- Three-year starter at kicker for St. Xavier in Cincinnati during high school, twice winning kicker of the year in the Greater Catholic League
- Was born at the Vanderbilt University Medical Center
- Parents, Kimberly and Michael, completed residencies at VUMC in radiology and orthopedic surgery, respectively
- Mother, Kimberly, played tennis at Vanderbilt
- Uncle, Scott Draud, was an All-SEC basketball player at Vanderbilt, MVP of the 1990 NIT championship team and the first Commodore to make a three-pointer in a game

COMMODORE CAPSULES

	<p>41 JAMEZELL LASSITER WR • 5-8 • 196 • Fr. • <i>JAMES-el</i></p>	<ul style="list-style-type: none"> • Attended La Salle Academy in Providence, Rhode Island, before spending final high school season at Deerfield Academy in Massachusetts • First-team All-Rhode Island in 2021 and 2022, eclipsing 2,000 rushing yards and 25 touchdowns over two seasons 																												
	<p>42 JAKE BALIS RB • 5-9 • 200 • Fr. • <i>BAY-liss</i></p>	<ul style="list-style-type: none"> • Two-time first-team all-conference selection at Penn High School • Named a National High School Strength Coaches Association National Athlete of the Year • Graduated magna cum laude • Father, Matt Balis, was the head football strength coach at Notre Dame while Clark Lea was defensive coordinator • Matt Balis also worked at Florida, Virginia, Mississippi State and UConn, with former athletes including Dak Prescott, Quentin Nelson, Tim Tebow and Darius Slay 																												
	<p>42 CALLAHAN BLAIR EDGE • 6-4 • 219 • Fr.</p>	<ul style="list-style-type: none"> • Enrolled at Vanderbilt in January 2024 • Three-star prospect was among the top 200 recruits in Florida • Made 108 tackles and 23 for a loss as a senior, earning all-district honors and helping team to 10-3 record • Competed in track and field, making regionals in pole vault as a freshman 																												
	<p>43 WILL CONLEY K • 6-1 • 195 • Gr.</p>	<ul style="list-style-type: none"> • All-district soccer player at Jones College Prep • Attended the Michigan and was a manager for the football program • Sister, Catherine, is a professional ballerina currently performing with the Atlanta Ballet and previously a member of Cuba's National Ballet 																												
	<p>43 DOMINIC REZAC RB • 6-1 • 190 • Jr. • <i>REE-zak</i></p>	<ul style="list-style-type: none"> • Returning to running back after spending 2023 as a defensive back • SEC Academic Honor Roll in 2023 • Led high school in rushing as a senior with 1,411 yards and 17 touchdowns • Brother, Teddy, plays football at Notre Dame 	<table border="1"> <thead> <tr> <th>TOP GAMES</th> <th>2022</th> <th>Career</th> </tr> </thead> <tbody> <tr> <td>Tackles</td> <td>3 vs. Alabama</td> <td>3 vs. Alabama 2022</td> </tr> </tbody> </table>	TOP GAMES	2022	Career	Tackles	3 vs. Alabama	3 vs. Alabama 2022																					
TOP GAMES	2022	Career																												
Tackles	3 vs. Alabama	3 vs. Alabama 2022																												
	<p>44 GABE FISHER FB/TE • 6-1 • 240 • So.</p> <table border="1"> <thead> <tr> <th></th> <th>GP</th> <th>GS</th> <th>Rush</th> <th>Yds</th> <th>TD</th> <th>Long</th> <th>Att/G</th> <th>Yds/G</th> </tr> </thead> <tbody> <tr> <td>2023</td> <td>2</td> <td>0</td> <td>0</td> <td>0</td> <td>0</td> <td>0</td> <td>0</td> <td>0</td> </tr> <tr> <td>Career</td> <td>2</td> <td>0</td> <td>0</td> <td>0</td> <td>0</td> <td>0</td> <td>0</td> <td>0</td> </tr> </tbody> </table>		GP	GS	Rush	Yds	TD	Long	Att/G	Yds/G	2023	2	0	0	0	0	0	0	0	Career	2	0	0	0	0	0	0	0	<ul style="list-style-type: none"> • Played in two games as a freshman • Enrolled at Vanderbilt on an ROTC scholarship with the Tennessee National Guard • Brother, Max, joined team in 2024 • Three-time state champion in wrestling during prep career • Dad, Rick, played football at Mississippi State 	
	GP	GS	Rush	Yds	TD	Long	Att/G	Yds/G																						
2023	2	0	0	0	0	0	0	0																						
Career	2	0	0	0	0	0	0	0																						
	<p>45 EMMANUEL ADEBISI TE • 6-5 • 266 • Gr. • <i>ah-DAY-bee</i></p> <table border="1"> <thead> <tr> <th></th> <th>GP</th> <th>GS</th> <th>Rec</th> <th>Yds</th> <th>TD</th> <th>Long</th> <th>Rec/G</th> <th>Yds/G</th> </tr> </thead> <tbody> <tr> <td>2023</td> <td>10</td> <td>0</td> <td>7</td> <td>76</td> <td>0</td> <td>22</td> <td>0.7</td> <td>7.6</td> </tr> <tr> <td>Career</td> <td>16</td> <td>0</td> <td>7</td> <td>76</td> <td>0</td> <td>22</td> <td>0.4</td> <td>4.8</td> </tr> </tbody> </table>		GP	GS	Rec	Yds	TD	Long	Rec/G	Yds/G	2023	10	0	7	76	0	22	0.7	7.6	Career	16	0	7	76	0	22	0.4	4.8	<ul style="list-style-type: none"> • Competed at Cornell (ever heard of it?) from 2020-23 • Blocked a school-record seven kicks for the Big Red • Blocks include three extra points, two against Harvard • Blocked four kicks in six games as a junior in 2022, highlighted by two against Princeton • Majored in engineering at Cornell • Brother, Daniel, played football at MIT 	
	GP	GS	Rec	Yds	TD	Long	Rec/G	Yds/G																						
2023	10	0	7	76	0	22	0.7	7.6																						
Career	16	0	7	76	0	22	0.4	4.8																						
	<p>45 TY BARTHOLOMEW LB • 6-1 • 212 • So.</p>	<ul style="list-style-type: none"> • Walk-on did not see game action as a freshman in 2023 • Attended Montgomery Bell Academy, same high school as head coach Clark Lea (along with teammates Payne Daniel, Daniel Gaw, Grayson Morgan, and Max and Gabe Fisher) 																												
	<p>46 MUSTAFA DANNETT CB • 6-0 • 175 • Jr. • <i>dah-NET</i></p>	<ul style="list-style-type: none"> • SEC Academic Honor Roll in 2023 • Played football and wrestled at New London High School • Earned a full academic scholarship to Vanderbilt 																												
	<p>47 ISAIAH FONTAN RB • 5-7 • 202 • Jr. • <i>fon-TAN</i></p>	<ul style="list-style-type: none"> • SEC Academic Honor Roll in 2023 • Competed in football and track in high school 																												
	<p>48 JULIAN ASHBY LS • 6-1 • 221 • Gr.</p> <table border="1"> <thead> <tr> <th></th> <th>GP</th> <th>Snaps</th> <th>Tkl</th> </tr> </thead> <tbody> <tr> <td>2023</td> <td>12</td> <td>132</td> <td>4</td> </tr> <tr> <td>Career</td> <td>35</td> <td>363</td> <td>11</td> </tr> </tbody> </table>		GP	Snaps	Tkl	2023	12	132	4	Career	35	363	11	<ul style="list-style-type: none"> • Enrolled at Vandy in January 2024 after spending first three seasons at Furman • Made 363 snaps over three seasons for the Paladins • Finalist for the Doris Robinson Scholar-Athlete Award in 2023, given to the FCS student-athlete who excels on the field, in the classroom and across the community • Graduated from Furman with a degree in physics • Father, Glenton, played tennis at Georgia Tech and uncle, Richard Ashby, played tennis at South Carolina and professionally on the ATP Tour 	<table border="1"> <thead> <tr> <th>TOP GAMES</th> <th>2023</th> <th>Career</th> </tr> </thead> <tbody> <tr> <td>Snaps</td> <td>13 vs. Kennesaw St.</td> <td>14 vs. VMI 2022</td> </tr> <tr> <td>Tackles</td> <td>1 four times</td> <td>2 vs. NC State 2021</td> </tr> </tbody> </table>	TOP GAMES	2023	Career	Snaps	13 vs. Kennesaw St.	14 vs. VMI 2022	Tackles	1 four times	2 vs. NC State 2021						
	GP	Snaps	Tkl																											
2023	12	132	4																											
Career	35	363	11																											
TOP GAMES	2023	Career																												
Snaps	13 vs. Kennesaw St.	14 vs. VMI 2022																												
Tackles	1 four times	2 vs. NC State 2021																												

COMMODORE CAPSULES

	<p>48 LARRY BENTON III TE • 6-4 • 221 • Fr.</p>	<ul style="list-style-type: none"> • TAPPS All-District selection • State champion in shot put 																															
	<p>49 SIMEON BOULWARE EDGE • 6-5 • 246 • Fr. • <i>BOWL-ware</i></p>	<ul style="list-style-type: none"> • Enrolled at Vandy in January 2024 • Three-star prospect was in the top-50 edge prospects per 247Sports • First team all-region as a senior with 61 tackles, 10 for loss and eight sacks • Named defensive player of the month for October 2023 by the Touchdown Club of Gwinnett 																															
	<p>50 CHASE MITCHELL OL • 6-4 • 320 • Gr.</p> <table border="1" data-bbox="186 514 544 577"> <thead> <tr> <th></th> <th>GP</th> <th>GS</th> <th>Snaps</th> <th>PFF>PBLK</th> <th>RBLK</th> <th>Pen (Dec/Off)</th> </tr> </thead> <tbody> <tr> <td>2023</td> <td>14</td> <td>14</td> <td>808</td> <td>48.4</td> <td>58.5</td> <td>4 (0)</td> </tr> <tr> <td>Career</td> <td>21</td> <td>14</td> <td>856</td> <td></td> <td></td> <td>4 (0)</td> </tr> </tbody> </table>		GP	GS	Snaps	PFF>PBLK	RBLK	Pen (Dec/Off)	2023	14	14	808	48.4	58.5	4 (0)	Career	21	14	856			4 (0)	<ul style="list-style-type: none"> • Competed first four seasons at Liberty (2020-23) • Started all 14 games last fall, allowing just one sack and one QB hit on 808 snaps (681 at LT, 126 at RT) • Posted a PFF pass block grade of at least 70 in four games • Helped high school to four conference titles and one WPIAL title 	<p>TOP GAMES</p> <table border="1" data-bbox="1047 472 1567 535"> <thead> <tr> <th></th> <th>2023</th> <th>Career</th> </tr> </thead> <tbody> <tr> <td>PFF Pass Block</td> <td>85.3 vs. Louisiana Tech</td> <td>85.3 vs. Louisiana Tech 2023</td> </tr> <tr> <td>PFF Run Block</td> <td>71.8 vs. Buffalo</td> <td>71.8 vs. Buffalo 2023</td> </tr> </tbody> </table>		2023	Career	PFF Pass Block	85.3 vs. Louisiana Tech	85.3 vs. Louisiana Tech 2023	PFF Run Block	71.8 vs. Buffalo	71.8 vs. Buffalo 2023
	GP	GS	Snaps	PFF>PBLK	RBLK	Pen (Dec/Off)																											
2023	14	14	808	48.4	58.5	4 (0)																											
Career	21	14	856			4 (0)																											
	2023	Career																															
PFF Pass Block	85.3 vs. Louisiana Tech	85.3 vs. Louisiana Tech 2023																															
PFF Run Block	71.8 vs. Buffalo	71.8 vs. Buffalo 2023																															
	<p>51 DANIEL GAW LS • 6-2 • 230 • Sr.</p>	<ul style="list-style-type: none"> • Two-time SEC Academic Honor Roll selection • Enrolled as defensive lineman before becoming team's reserve long snapper in 2023 • Played at Montgomery Bell Academy, the same high school as Clark Lea, with 30 tackles and nine for loss as a senior • Double major (economics, human & organizational development) 																															
	<p>52 KEVO WESLEY OL • 6-4 • 317 • Gr. • <i>KEY-vo</i></p> <table border="1" data-bbox="186 819 544 882"> <thead> <tr> <th></th> <th>GP</th> <th>GS</th> <th>Snaps</th> <th>PFF>PBLK</th> <th>RBLK</th> <th>Pen (Dec/Off)</th> </tr> </thead> <tbody> <tr> <td>2023</td> <td>7</td> <td>1</td> <td>170</td> <td>46.5</td> <td>59.0</td> <td>0 (0)</td> </tr> <tr> <td>Career</td> <td>17</td> <td>1</td> <td>179</td> <td></td> <td></td> <td>0 (0)</td> </tr> </tbody> </table>		GP	GS	Snaps	PFF>PBLK	RBLK	Pen (Dec/Off)	2023	7	1	170	46.5	59.0	0 (0)	Career	17	1	179			0 (0)	<ul style="list-style-type: none"> • Played in seven games with one start last season • Spent 2022 season with defensive line, appearing in the first eight games with a pair of QB hurries, before suffering season-ending injury • Saw the field in one game over first two seasons as a reserve offensive lineman • Did not play football until junior season of high school 	<p>TOP GAMES</p> <table border="1" data-bbox="1047 787 1567 850"> <thead> <tr> <th></th> <th>2023</th> <th>Career</th> </tr> </thead> <tbody> <tr> <td>PFF Pass Block</td> <td>77.0 vs. Hawai'i</td> <td>77.0 vs. Hawai'i 2023</td> </tr> <tr> <td>PFF Run Block</td> <td>67.3 vs. Alabama A&M</td> <td>67.3 vs. Alabama A&M 2023</td> </tr> </tbody> </table>		2023	Career	PFF Pass Block	77.0 vs. Hawai'i	77.0 vs. Hawai'i 2023	PFF Run Block	67.3 vs. Alabama A&M	67.3 vs. Alabama A&M 2023
	GP	GS	Snaps	PFF>PBLK	RBLK	Pen (Dec/Off)																											
2023	7	1	170	46.5	59.0	0 (0)																											
Career	17	1	179			0 (0)																											
	2023	Career																															
PFF Pass Block	77.0 vs. Hawai'i	77.0 vs. Hawai'i 2023																															
PFF Run Block	67.3 vs. Alabama A&M	67.3 vs. Alabama A&M 2023																															
	<p>53 GLENN SEABROOKS III DL • 6-3 • 340 • Fr.</p>	<ul style="list-style-type: none"> • Unanimous three-star prospect • Ranked No. 43 in the 2023 TSSAA senior class by The Tennessean • Had a pick-six as a senior and returned a fumble for a touchdown as a junior • Grandfather, Glenn Seabrooks Sr., played football at Tennessee State 																															
	<p>54 STEVEN HUBBARD OL • 6-3 • 330 • Gr.</p> <table border="1" data-bbox="186 1123 544 1186"> <thead> <tr> <th></th> <th>GP</th> <th>GS</th> <th>Snaps</th> <th>PFF>PBLK</th> <th>RBLK</th> <th>Pen (Dec/Off)</th> </tr> </thead> <tbody> <tr> <td>2023</td> <td>5</td> <td>5</td> <td>279</td> <td>73.5</td> <td>75.8</td> <td>2 (1)</td> </tr> <tr> <td>Career</td> <td>23</td> <td>15</td> <td>1115</td> <td></td> <td></td> <td>8 (2)</td> </tr> </tbody> </table>		GP	GS	Snaps	PFF>PBLK	RBLK	Pen (Dec/Off)	2023	5	5	279	73.5	75.8	2 (1)	Career	23	15	1115			8 (2)	<ul style="list-style-type: none"> • Previously played at UTEP (2020-23) and Kilgore College (2018-19) • Played five games last season, with all 279 snaps at left tackle • Made 10 starts for Miners in 2022, earning PFF pass block and run block grades over 70 for the season • Named best offensive lineman in Southwest Junior College Conference and first-team All-American in 2019 	<p>TOP GAMES</p> <table border="1" data-bbox="1047 1092 1567 1155"> <thead> <tr> <th></th> <th>2023</th> <th>Career</th> </tr> </thead> <tbody> <tr> <td>PFF Pass Block</td> <td>83.3 vs. Louisiana Tech</td> <td>87.4 vs. Rice 2022</td> </tr> <tr> <td>PFF Run Block</td> <td>75.0 vs. Louisiana Tech</td> <td>91.8 vs. Charlotte 2022</td> </tr> </tbody> </table>		2023	Career	PFF Pass Block	83.3 vs. Louisiana Tech	87.4 vs. Rice 2022	PFF Run Block	75.0 vs. Louisiana Tech	91.8 vs. Charlotte 2022
	GP	GS	Snaps	PFF>PBLK	RBLK	Pen (Dec/Off)																											
2023	5	5	279	73.5	75.8	2 (1)																											
Career	23	15	1115			8 (2)																											
	2023	Career																															
PFF Pass Block	83.3 vs. Louisiana Tech	87.4 vs. Rice 2022																															
PFF Run Block	75.0 vs. Louisiana Tech	91.8 vs. Charlotte 2022																															
	<p>55 GUNNAR HANSEN OL • 6-5 • 330 • Sr.</p> <table border="1" data-bbox="186 1281 544 1344"> <thead> <tr> <th></th> <th>GP</th> <th>GS</th> <th>Snaps</th> <th>PFF>PBLK</th> <th>RBLK</th> <th>Pen (Dec/Off)</th> </tr> </thead> <tbody> <tr> <td>2023</td> <td>12</td> <td>12</td> <td>760</td> <td>63.0</td> <td>52.9</td> <td>7 (1)</td> </tr> <tr> <td>Career</td> <td>23</td> <td>23</td> <td>1400</td> <td></td> <td></td> <td>10 (3)</td> </tr> </tbody> </table>		GP	GS	Snaps	PFF>PBLK	RBLK	Pen (Dec/Off)	2023	12	12	760	63.0	52.9	7 (1)	Career	23	23	1400			10 (3)	<ul style="list-style-type: none"> • Started 18 straight games entering 2024, longest active streak on the team (at Vanderbilt) • SEC Academic Honor Roll as a sophomore • High school teammate of Tyson Russell and Quincy Skinner Jr. at St. Thomas Aquinas, 2020 state champions 	<p>TOP GAMES</p> <table border="1" data-bbox="1047 1249 1567 1312"> <thead> <tr> <th></th> <th>2023</th> <th>Career</th> </tr> </thead> <tbody> <tr> <td>PFF Pass Block</td> <td>83.3 vs. Hawai'i</td> <td>85.9 vs. Elon 2022</td> </tr> <tr> <td>PFF Run Block</td> <td>71.2 vs. Alabama A&M</td> <td>71.2 twice</td> </tr> </tbody> </table>		2023	Career	PFF Pass Block	83.3 vs. Hawai'i	85.9 vs. Elon 2022	PFF Run Block	71.2 vs. Alabama A&M	71.2 twice
	GP	GS	Snaps	PFF>PBLK	RBLK	Pen (Dec/Off)																											
2023	12	12	760	63.0	52.9	7 (1)																											
Career	23	23	1400			10 (3)																											
	2023	Career																															
PFF Pass Block	83.3 vs. Hawai'i	85.9 vs. Elon 2022																															
PFF Run Block	71.2 vs. Alabama A&M	71.2 twice																															
	<p>57 MAX FISHER OL • 6-2 • 311 • So.</p>	<ul style="list-style-type: none"> • Played in three games as a freshman at Trinity University, D-3 program in San Antonio, Texas • Two-time all-region selection at Montgomery Bell Academy • Two-time all-state honoree in wrestling during high school • Joins brother, Gabe, on the team at Vandy • Dad, Rick, played football at Mississippi State 																															
	<p>58 CARSON CASTEEL LB • 6-2 • 222 • Sr.</p> <table border="1" data-bbox="186 1585 544 1648"> <thead> <tr> <th></th> <th>GP</th> <th>GS</th> <th>Tackles</th> <th>TFL</th> <th>Sack</th> <th>FF</th> <th>PD</th> <th>INT</th> <th>TD</th> </tr> </thead> <tbody> <tr> <td>2023</td> <td>3</td> <td>0</td> <td>0</td> <td>0</td> <td>0</td> <td>0</td> <td>0</td> <td>0</td> <td>0</td> </tr> <tr> <td>Career</td> <td>11</td> <td>0</td> <td>0</td> <td>0</td> <td>0</td> <td>0</td> <td>0</td> <td>0</td> <td>0</td> </tr> </tbody> </table>		GP	GS	Tackles	TFL	Sack	FF	PD	INT	TD	2023	3	0	0	0	0	0	0	0	0	Career	11	0	0	0	0	0	0	0	0	<ul style="list-style-type: none"> • Played in three games during first season at Vandy in 2023 • Transferred following two years at Michigan State (eight games in 2022) • SEC Academic Honor Roll in 2023 and Academic All-Big Ten in 2022 • Wrestled in high school 	
	GP	GS	Tackles	TFL	Sack	FF	PD	INT	TD																								
2023	3	0	0	0	0	0	0	0	0																								
Career	11	0	0	0	0	0	0	0	0																								
	<p>60 DUNCAN MACDONALD OL • 6-5 • 295 • Jr. • <i>mick-DON-ald</i></p> <table border="1" data-bbox="186 1743 544 1806"> <thead> <tr> <th></th> <th>GP</th> <th>GS</th> <th>Snaps</th> <th>PFF>PBLK</th> <th>RBLK</th> <th>Pen (Dec/Off)</th> </tr> </thead> <tbody> <tr> <td>2023</td> <td>2</td> <td>0</td> <td>4</td> <td>--</td> <td>61.4</td> <td>0 (0)</td> </tr> <tr> <td>Career</td> <td>3</td> <td>0</td> <td>5</td> <td></td> <td></td> <td>0 (0)</td> </tr> </tbody> </table>		GP	GS	Snaps	PFF>PBLK	RBLK	Pen (Dec/Off)	2023	2	0	4	--	61.4	0 (0)	Career	3	0	5			0 (0)	<ul style="list-style-type: none"> • Played against Alabama A&M and Tennessee last season • Named All-New England Independent School League • Helped Milton Academy go undefeated as a senior and sophomore (junior season canceled) • Father, Andrew, played left tackle at Dartmouth and won three Ivy League titles with the Big Green 	<p>TOP GAMES</p> <table border="1" data-bbox="1047 1711 1567 1774"> <thead> <tr> <th></th> <th>2023</th> <th>Career</th> </tr> </thead> <tbody> <tr> <td>PFF Pass Block</td> <td>--</td> <td>--</td> </tr> <tr> <td>PFF Run Block</td> <td>61.1 vs. Alabama A&M</td> <td>61.1 vs. Alabama A&M 2023</td> </tr> </tbody> </table>		2023	Career	PFF Pass Block	--	--	PFF Run Block	61.1 vs. Alabama A&M	61.1 vs. Alabama A&M 2023
	GP	GS	Snaps	PFF>PBLK	RBLK	Pen (Dec/Off)																											
2023	2	0	4	--	61.4	0 (0)																											
Career	3	0	5			0 (0)																											
	2023	Career																															
PFF Pass Block	--	--																															
PFF Run Block	61.1 vs. Alabama A&M	61.1 vs. Alabama A&M 2023																															
	<p>62 CJ WILLIAMS OL • 6-4 • 331 • Fr.</p>	<ul style="list-style-type: none"> • Unanimous three-star prospect • Rated among the top-150 offensive tackles in the class by all four services • No. 3 player in Massachusetts per On3 • Also played basketball in high school 																															

COMMODORE CAPSULES

	<p>63 JACOB KATONA DL • 6-5 • 264 • Sr.</p>	<ul style="list-style-type: none"> • Did not see game action in first season at Vandy • No games played in first two seasons at Stanford • Also played baseball in high school • Dad, Steven, played baseball at Alabama Southern • Sisters, Maddie and Sarah, play softball at Dartmouth and Samford, respectively 																															
	<p>64 DELFIN XAVIER CASTILLO OL • 6-5 • 361 • Sr. • (drop Delfin) ex-ZAY-veer cas-TEE-oh</p> <table border="1"> <thead> <tr> <th></th> <th>GP</th> <th>GS</th> <th>Snaps</th> <th>PFF>PBLK</th> <th>RBLK</th> <th>Pen (Dec/Off)</th> </tr> </thead> <tbody> <tr> <td>2023</td> <td>12</td> <td>10</td> <td>535</td> <td>47.9</td> <td>50.6</td> <td>7 (3)</td> </tr> <tr> <td>Career</td> <td>25</td> <td>20</td> <td>1270</td> <td></td> <td></td> <td>9 (3)</td> </tr> </tbody> </table>		GP	GS	Snaps	PFF>PBLK	RBLK	Pen (Dec/Off)	2023	12	10	535	47.9	50.6	7 (3)	Career	25	20	1270			9 (3)	<ul style="list-style-type: none"> • Played in all 12 games, starting 10, last fall, mostly at left guard • Had a PFF pass block grade over 80 in two games • Allowed one sack in 535 total snaps • Played center and both guard spots in 2022, appearing in six games while battling injuries 	<p>TOP GAMES</p> <table border="1"> <thead> <tr> <th></th> <th>2023</th> <th>Career</th> </tr> </thead> <tbody> <tr> <td>PFF Pass Block</td> <td>86.1 vs. Florida</td> <td>86.1 vs. Florida 2023</td> </tr> <tr> <td>PFF Run Block</td> <td>68.8 vs. Wake Forest</td> <td>71.6 vs. Kentucky 2021</td> </tr> </tbody> </table>		2023	Career	PFF Pass Block	86.1 vs. Florida	86.1 vs. Florida 2023	PFF Run Block	68.8 vs. Wake Forest	71.6 vs. Kentucky 2021
	GP	GS	Snaps	PFF>PBLK	RBLK	Pen (Dec/Off)																											
2023	12	10	535	47.9	50.6	7 (3)																											
Career	25	20	1270			9 (3)																											
	2023	Career																															
PFF Pass Block	86.1 vs. Florida	86.1 vs. Florida 2023																															
PFF Run Block	68.8 vs. Wake Forest	71.6 vs. Kentucky 2021																															
	<p>66 ANTHONY MILES OL • 6-5 • 321 • So.</p>	<ul style="list-style-type: none"> • Did not play during freshman season in 2023 • Unanimous three-star prospect out of high school • Led Ramsay to a state championship as a senior • Uncle, Ortavious Miles, played football at UAB 																															
	<p>68 STEVEN LOSOYA OL • 6-3 • 324 • Gr. • la-SOY-uh</p> <table border="1"> <thead> <tr> <th></th> <th>GP</th> <th>GS</th> <th>Snaps</th> <th>PFF>PBLK</th> <th>RBLK</th> <th>Pen (Dec/Off)</th> </tr> </thead> <tbody> <tr> <td>2023</td> <td>12</td> <td>12</td> <td>697</td> <td>76.0</td> <td>55.0</td> <td>5 (0)</td> </tr> <tr> <td>Career</td> <td>43</td> <td>32</td> <td>2471</td> <td></td> <td></td> <td>12 (2)</td> </tr> </tbody> </table>		GP	GS	Snaps	PFF>PBLK	RBLK	Pen (Dec/Off)	2023	12	12	697	76.0	55.0	5 (0)	Career	43	32	2471			12 (2)	<ul style="list-style-type: none"> • Enrolled at Vandy in January 2024 after two seasons at Mississippi State (2022-23) and three years at Middle Tennessee (2019-21) • Started all 12 games at Mississippi State last season playing all but four snaps at right guard (four at center) • Did not allow a sack in 2023 • Started 11 games at Middle Tennessee in 2021 • Named CUSA All-Freshman in 2020 • All-Nashville selection by The Tennessean at Overton High School 	<p>TOP GAMES</p> <table border="1"> <thead> <tr> <th></th> <th>2023</th> <th>Career</th> </tr> </thead> <tbody> <tr> <td>PFF Pass Block</td> <td>84.7 vs. SE Louisiana</td> <td>86.8 vs. Texas A&M 2022</td> </tr> <tr> <td>PFF Run Block</td> <td>73.1 vs. Western Michigan</td> <td>79.2 vs. Bowling Green 2022</td> </tr> </tbody> </table>		2023	Career	PFF Pass Block	84.7 vs. SE Louisiana	86.8 vs. Texas A&M 2022	PFF Run Block	73.1 vs. Western Michigan	79.2 vs. Bowling Green 2022
	GP	GS	Snaps	PFF>PBLK	RBLK	Pen (Dec/Off)																											
2023	12	12	697	76.0	55.0	5 (0)																											
Career	43	32	2471			12 (2)																											
	2023	Career																															
PFF Pass Block	84.7 vs. SE Louisiana	86.8 vs. Texas A&M 2022																															
PFF Run Block	73.1 vs. Western Michigan	79.2 vs. Bowling Green 2022																															
	<p>69 COOPER STARKS OL • 6-5 • 329 • So.</p>	<ul style="list-style-type: none"> • Did not see the field as a freshman • Unanimous three-star prospect • Named Class 2-A All-State as a senior • Also played basketball and competed in shot put • Owns a shot put career-best of 56'8.75" 																															
	<p>70 CADE McCONNELL OL • 6-5 • 315 • Jr.</p>	<ul style="list-style-type: none"> • Did not see the field in two seasons at Minnesota (2022-23) • Consensus three-star recruit out of high school • Named all-state by The Oklahoman as a senior • Father, Aaron, played at Pittsburg State when Tim Beck was the offensive coordinator • Aaron went on to play in the NFL for the Titans and Falcons, as well as the Arena League for the Nashville Kats 																															
	<p>71 GAGE PITCHFORD OL • 6-6 • 315 • Gr.</p> <table border="1"> <thead> <tr> <th></th> <th>GP</th> <th>GS</th> <th>Snaps</th> <th>PFF>PBLK</th> <th>RBLK</th> <th>Pen (Dec/Off)</th> </tr> </thead> <tbody> <tr> <td>2023</td> <td>12</td> <td>7</td> <td>506</td> <td>32.0</td> <td>56.7</td> <td>1 (0)</td> </tr> <tr> <td>Career</td> <td>22</td> <td>8</td> <td>774</td> <td></td> <td></td> <td>3 (1)</td> </tr> </tbody> </table>		GP	GS	Snaps	PFF>PBLK	RBLK	Pen (Dec/Off)	2023	12	7	506	32.0	56.7	1 (0)	Career	22	8	774			3 (1)	<ul style="list-style-type: none"> • Played in all 12 games last season, primarily at right guard • Posted a PFF pass block grade of 75 or better in four games, including vs. No. 1 Georgia • Did not allow a sack last season, per PFF • Three-time Academic Honor Roll selection graduated in May 2024 with a degree in engineering science 	<p>TOP GAMES</p> <table border="1"> <thead> <tr> <th></th> <th>2023</th> <th>Career</th> </tr> </thead> <tbody> <tr> <td>PFF Pass Block</td> <td>81.1 vs. Florida</td> <td>84.3 vs. Ole Miss 2022</td> </tr> <tr> <td>PFF Run Block</td> <td>70.6 vs. Missouri</td> <td>70.6 vs. Missouri 2023</td> </tr> </tbody> </table>		2023	Career	PFF Pass Block	81.1 vs. Florida	84.3 vs. Ole Miss 2022	PFF Run Block	70.6 vs. Missouri	70.6 vs. Missouri 2023
	GP	GS	Snaps	PFF>PBLK	RBLK	Pen (Dec/Off)																											
2023	12	7	506	32.0	56.7	1 (0)																											
Career	22	8	774			3 (1)																											
	2023	Career																															
PFF Pass Block	81.1 vs. Florida	84.3 vs. Ole Miss 2022																															
PFF Run Block	70.6 vs. Missouri	70.6 vs. Missouri 2023																															
	<p>72 JOSH RAYMOND OL • 6-4 • 298 • Fr.</p>	<ul style="list-style-type: none"> • Unanimous three-star prospect • Under Armour All-American as a senior • Helped high school to regional finals in 2022 																															
	<p>73 CHARLIE CLARK OL • 6-7 • 316 • Sr.</p> <table border="1"> <thead> <tr> <th></th> <th>GP</th> <th>GS</th> <th>Snaps</th> <th>PFF>PBLK</th> <th>RBLK</th> <th>Pen (Dec/Off)</th> </tr> </thead> <tbody> <tr> <td>2023</td> <td>11</td> <td>0</td> <td>8</td> <td>74.1</td> <td>36.5</td> <td>0 (0)</td> </tr> <tr> <td>Career</td> <td>12</td> <td>0</td> <td>15</td> <td></td> <td></td> <td>0 (0)</td> </tr> </tbody> </table>		GP	GS	Snaps	PFF>PBLK	RBLK	Pen (Dec/Off)	2023	11	0	8	74.1	36.5	0 (0)	Career	12	0	15			0 (0)	<ul style="list-style-type: none"> • Played in 11 games in 2023, mostly on special teams • Two-time SEC Academic Honor Roll selection 	<p>TOP GAMES</p> <table border="1"> <thead> <tr> <th></th> <th>2023</th> <th>Career</th> </tr> </thead> <tbody> <tr> <td>PFF Pass Block</td> <td>74.1 vs. Alabama A&M</td> <td>74.1 vs. Alabama A&M 2023</td> </tr> <tr> <td>PFF Run Block</td> <td>60.0 vs. Tennessee</td> <td>60.2 vs. Hawai'i 2022</td> </tr> </tbody> </table>		2023	Career	PFF Pass Block	74.1 vs. Alabama A&M	74.1 vs. Alabama A&M 2023	PFF Run Block	60.0 vs. Tennessee	60.2 vs. Hawai'i 2022
	GP	GS	Snaps	PFF>PBLK	RBLK	Pen (Dec/Off)																											
2023	11	0	8	74.1	36.5	0 (0)																											
Career	12	0	15			0 (0)																											
	2023	Career																															
PFF Pass Block	74.1 vs. Alabama A&M	74.1 vs. Alabama A&M 2023																															
PFF Run Block	60.0 vs. Tennessee	60.2 vs. Hawai'i 2022																															
	<p>74 CAMERON BOSEN OL • 6-6 • 318 • Fr. • BOW-sen</p>	<ul style="list-style-type: none"> • Won National Football Foundation Charles W. Hawkins Scholar-Athlete Award • Honorable mention all-region and TACA East-West All-Star as a senior • Played bass and cello in high school orchestra 																															
	<p>75 MISAEL SANDOVAL OL • 6-7 • 337 • So. • MEE-sah san-dah-VAL</p>	<ul style="list-style-type: none"> • Did not see the field as a freshman • Three-star prospect by On3, 247Sports and ESPN • Was the No. 109 offensive tackle in the class per ESPN 																															
	<p>76 GRAYSON MORGAN OL • 6-5 • 292 • Jr.</p> <table border="1"> <thead> <tr> <th></th> <th>GP</th> <th>GS</th> <th>Snaps</th> <th>PFF>PBLK</th> <th>RBLK</th> <th>Pen (Dec/Off)</th> </tr> </thead> <tbody> <tr> <td>2023</td> <td>7</td> <td>4</td> <td>212</td> <td>70.2</td> <td>62.1</td> <td>3 (0)</td> </tr> <tr> <td>Career</td> <td>8</td> <td>4</td> <td>223</td> <td></td> <td></td> <td>3 (0)</td> </tr> </tbody> </table>		GP	GS	Snaps	PFF>PBLK	RBLK	Pen (Dec/Off)	2023	7	4	212	70.2	62.1	3 (0)	Career	8	4	223			3 (0)	<ul style="list-style-type: none"> • Played in seven games and made four starts in 2023 • Earned a PFF pass block grade of at least 70 in four games • Played in one game as a freshman in 2022, making 11 offensive snaps at center in win at Hawai'i • Went to state championship game in football and won state title in basketball during prep career (starting center in basketball) 	<p>TOP GAMES</p> <table border="1"> <thead> <tr> <th></th> <th>2023</th> <th>Career</th> </tr> </thead> <tbody> <tr> <td>PFF Pass Block</td> <td>79.7 vs. Alabama A&M</td> <td>79.7 vs. Alabama A&M 2023</td> </tr> <tr> <td>PFF Run Block</td> <td>82.7 vs. Alabama A&M</td> <td>82.7 vs. Alabama A&M 2023</td> </tr> </tbody> </table>		2023	Career	PFF Pass Block	79.7 vs. Alabama A&M	79.7 vs. Alabama A&M 2023	PFF Run Block	82.7 vs. Alabama A&M	82.7 vs. Alabama A&M 2023
	GP	GS	Snaps	PFF>PBLK	RBLK	Pen (Dec/Off)																											
2023	7	4	212	70.2	62.1	3 (0)																											
Career	8	4	223			3 (0)																											
	2023	Career																															
PFF Pass Block	79.7 vs. Alabama A&M	79.7 vs. Alabama A&M 2023																															
PFF Run Block	82.7 vs. Alabama A&M	82.7 vs. Alabama A&M 2023																															

COMMODORE CAPSULES

	<p>77 DAVID SIEGEL OL • 6-6 • 300 • Jr. • SEE-gul</p> <table border="1"> <thead> <tr> <th></th> <th>GP</th> <th>GS</th> <th>Snaps</th> <th>PFF>PBLK</th> <th>RBLK</th> <th>Pen (Dec/Off)</th> </tr> </thead> <tbody> <tr> <td>2023</td> <td>1</td> <td>0</td> <td>4</td> <td>--</td> <td>50.2</td> <td>0 (0)</td> </tr> <tr> <td>Career</td> <td>5</td> <td>0</td> <td>4</td> <td></td> <td></td> <td>0 (0)</td> </tr> </tbody> </table>		GP	GS	Snaps	PFF>PBLK	RBLK	Pen (Dec/Off)	2023	1	0	4	--	50.2	0 (0)	Career	5	0	4			0 (0)	<ul style="list-style-type: none"> • Played in one game as a sophomore after appearing in four as a freshman • Rated one of the top 100 offensive tackles in signing class by On3 • Blocked for the top offense in prep football as a senior, leading Hun School to a 9-0 record 	<p>TOP GAMES</p> <p>PFF Pass Block PFF Run Block</p>	<p>2023</p> <p>-- 50.2 vs. Alabama A&M</p>	<p>Career</p> <p>-- 50.2 vs. Alabama A&M 2023</p>									
	GP	GS	Snaps	PFF>PBLK	RBLK	Pen (Dec/Off)																													
2023	1	0	4	--	50.2	0 (0)																													
Career	5	0	4			0 (0)																													
	<p>78 KEEGAN WECHSLER OL • 6-2 • 281 • So. • WEX-ler</p>	<ul style="list-style-type: none"> • Did not see the field as a freshman in 2023 • Earned all-district honors as both an offensive lineman and defensive lineman as a senior in high school • Also played baseball and track • Both parents played collegiate soccer 																																	
	<p>79 CONOR WEASLER P • 6-0 • 181 • So. • WEEZ-ler</p>	<ul style="list-style-type: none"> • Did not see game action in 2023 																																	
	<p>80 TRISTEN BROWN WR • 5-10 • 185 • Fr.</p>	<ul style="list-style-type: none"> • Unanimous three-star prospect • Named district offensive MVP as a junior and senior • Caught 98 passes for 2,275 yards and 28 touchdowns during prep career • Averaged 42.6 yards on kickoff returns as a junior 																																	
	<p>81 HUTCH BAIRD WR • 6-1 • 197 • Sr.</p> <table border="1"> <thead> <tr> <th></th> <th>GP</th> <th>GS</th> <th>Rec</th> <th>Yds</th> <th>TD</th> <th>Long</th> <th>Rec/G</th> <th>YPC</th> <th>Yds/G</th> </tr> </thead> <tbody> <tr> <td>2021</td> <td>6</td> <td>0</td> <td>0</td> <td>0</td> <td>0</td> <td>0</td> <td>0</td> <td>0</td> <td>0</td> </tr> <tr> <td>Career</td> <td>6</td> <td>0</td> <td>0</td> <td>0</td> <td>0</td> <td>0</td> <td>0</td> <td>0</td> <td>0</td> </tr> </tbody> </table>		GP	GS	Rec	Yds	TD	Long	Rec/G	YPC	Yds/G	2021	6	0	0	0	0	0	0	0	0	Career	6	0	0	0	0	0	0	0	0	<ul style="list-style-type: none"> • Has not seen the field at Vandy • SEC Academic Honor Roll in 2023 • Played in six games during freshman season at Johns Hopkins • Played football and ran track in high school, helping Mentor to at least the state semifinals in football during three of four years • Mother, Lynn, played soccer at TCU 			
	GP	GS	Rec	Yds	TD	Long	Rec/G	YPC	Yds/G																										
2021	6	0	0	0	0	0	0	0	0																										
Career	6	0	0	0	0	0	0	0	0																										
	<p>82 BRYCEN COLEMAN WR • 6-5 • 210 • Fr.</p>	<ul style="list-style-type: none"> • Four-star prospect per 247Sports • Ranked among the top-65 players in the class by 247 and ESPN • Had 72 catches for 1,158 yards and 241 carries for 1,854 yards during prep career, totaling 41 touchdowns • Also played basketball and baseball • Mother, Mel, played basketball at Oneonta State • Father, Jake, played basketball and football at Salisbury 																																	
	<p>83 DEREK KEE WR • 6-4 • 190 • So.</p>	<ul style="list-style-type: none"> • Regional offensive player of the year as a senior in high school • Set the school record for receiving yards and receiving touchdowns in a season • Recorded a 4.0 GPA in high school and graduated first in his class 																																	
	<p>84 KAMERAN JOHNSON TE • 6-5 • 230 • So. • KAM-ren</p> <table border="1"> <thead> <tr> <th></th> <th>GP</th> <th>GS</th> <th>Rec</th> <th>Yds</th> <th>TD</th> <th>Long</th> <th>Rec/G</th> <th>YPC</th> <th>Yds/G</th> </tr> </thead> <tbody> <tr> <td>2023</td> <td>12</td> <td>0</td> <td>10</td> <td>99</td> <td>2</td> <td>17</td> <td>0.8</td> <td>9.9</td> <td>8.3</td> </tr> <tr> <td>Career</td> <td>12</td> <td>0</td> <td>10</td> <td>99</td> <td>2</td> <td>17</td> <td>0.8</td> <td>9.9</td> <td>8.3</td> </tr> </tbody> </table>		GP	GS	Rec	Yds	TD	Long	Rec/G	YPC	Yds/G	2023	12	0	10	99	2	17	0.8	9.9	8.3	Career	12	0	10	99	2	17	0.8	9.9	8.3	<ul style="list-style-type: none"> • Played in all 12 games as a freshman • Honorable mention All-SEC specialist (College Football Network) • Caught first career TD against Alabama A&M • Also had a touchdown grab against Kentucky • Three-star prospect played receiver in high school • Also played basketball 	<p>TOP GAMES</p> <p>Receiving Yards Receiving TDs Longest Reception</p>	<p>2023</p> <p>22 vs. Tennessee 1 twice 17 vs. Alabama A&M</p>	<p>Career</p> <p>22 vs. Tennessee 2023 1 twice 17 vs. Alabama A&M 2023</p>
	GP	GS	Rec	Yds	TD	Long	Rec/G	YPC	Yds/G																										
2023	12	0	10	99	2	17	0.8	9.9	8.3																										
Career	12	0	10	99	2	17	0.8	9.9	8.3																										
	<p>85 LANDON WELLS WR • 5-10 • 180 • Jr.</p>	<ul style="list-style-type: none"> • SEC Academic Honor Roll in 2023 • Played quarterback at Brentwood Academy, helping team to state quarterfinals as a senior 																																	
	<p>86 WITT EDWARDS WR • 6-5 • 200 • Fr.</p>	<ul style="list-style-type: none"> • Four-star prospect per 247Sports and ESPN • Played both wide receiver and outside linebacker in high school • Rated a top-10 player in Oklahoma by all four services • Named to the 2023 Freaks List by 247Sports • Also wrestled in high school • Dad and brother both wrestled at Oklahoma State 																																	
	<p>87 JOSEPH McVAY WR • 6-1 • 200 • Fr.</p>	<ul style="list-style-type: none"> • Four-star prospect per 247Sports • Unanimously ranked one of the top-100 receivers in the class • Played both receiver and safety in high school • Named to 2023 Freaks List by 247Sports • Also played basketball and competed in track and field • Owned a PR of 6'6" in the high jump 																																	
	<p>88 BOSKI BARRETT WR • 5-11 • 175 • Fr. • BO-ski</p>	<ul style="list-style-type: none"> • Unanimous three-star prospect • Rated among the top-100 receivers in the class by ESPN, 247 and On3 • Finalist for Tennessee Mr. Football (Division II, Class AA) • Played both sides of the ball, leading Knox County in both interceptions (nine) and touchdowns (16) as a senior 																																	

COMMODORE CAPSULES



88 BROCK TAYLOR

K • 6-1 • 161 • So.

- Did not play as a freshman in 2023
- Unanimous three-star prospect out of high school
- Ranked the No. 5 kicker in his class by 247Sports
- Five-star kicking prospect per Kohl's Kicking
- Special Teams MVP for Division II-AAA East (Main Street Preps)
- Made a game-winning PAT with no time on the clock to beat Nashville Father Ryan, 43-42, during his senior year



90 TED GREGOIRE

DL • 6-3 • 327 • So. • *gre-GORE*

- Did not play as a true freshman in 2023
- Unanimous three-star prospect out of high school
- Unanimous top-30 prospect from New Jersey
- Played offensive tackle, wide receiver, tight end, defensive end and defensive tackle during high school career
- Also played basketball



91 CHRISTIAN JAMES

DL • 6-4 • 290 • Gr.

	GP	GS	Tackles	TFL	Sack	FF	PD	INT	TD
2023	7	5	12	0	0	0	1	0	0
Career	38	20	78	9.5	2	0	4	0	0

- Has played in 38 career games with 20 starts entering his sixth year at Vanderbilt
- Redshirted as a freshman in 2019 and did not lose eligibility during Covid season in 2020
- Two-time SEC Academic Honor Roll selection has already earned two degrees from Vanderbilt

TOP GAMES

Tackles
Sacks
Passes Defended

2023

3 vs. Auburn
--
1 vs. Missouri

Career

5 twice
1 vs. Kentucky 2022
1 vs. Missouri 2023



92 EVAN HERRMANN

DL • 6-6 • 225 • So.

- Did not see the field as a freshman in 2023
- Rated a three-star prep prospect by On3 and 247Sports
- Top prospect in Wisconsin in his class per On3
- All-Wisconsin player as a senior (Associated Press)
- Also played baseball and ran track
- All-state in 110-meter hurdles (14.94 PR)



94 BRADLEY MANN

DL • 6-6 • 288 • Jr.

	GP	GS	Tackles	TFL	Sack	FF	PD	INT	TD
2023	12	0	12	3.5	1	0	0	0	0
Career	15	0	15	4.5	1	0	0	0	0

- Played in all 12 games as a sophomore, making 12 tackles
- Made first career sack against Auburn in 2023
- Three-star prospect out of high school, helped team to back-to-back state title game appearances in 2019 and 2020
- Also played lacrosse in high school

TOP GAMES

Tackles
Sacks
Tackles for Loss

2023

3 vs. Missouri
1 vs. Auburn
1.5 vs. Hawai'i

Career

3 vs. Missouri 2023
1 vs. Auburn 2023
1.5 vs. Hawai'i 2023



95 LINUS ZUNK

DL • 6-6 • 263 • Jr.

	GP	GS	Tackles	TFL	Sack	FF	PD	INT	TD
2023	9	0	7	1.5	0.5	0	0	0	0
Career	9	0	7	1.5	0.5	0	0	0	0

- Played in nine games last fall with seven tackles
- Two-time SEC Academic Honor Roll
- Three-star prospect out of Rabun Gap-Nacoochee
- Native of Berlin, Germany, played football for just two years at Rabun Gap
- Made 77 tackles as a senior

TOP GAMES

Tackles
Sacks
Tackles for Loss

2023

3 vs. Hawai'i
0.5 vs. Hawai'i
1 vs. South Carolina

Career

3 vs. Hawai'i 2023
0.5 vs. Hawai'i 2023
1 vs. South Carolina 2023



96 KHORDAE SYDNOR

DL • 6-4 • 266 • Sr. • *core-DAY SID-nor*

	GP	GS	Tackles	TFL	Sack	FF	PD	INT	TD
2023	10	0	5	2.5	2	0	0	0	0
Career	24	0	27	9	6.5	0	1	0	0

- Competed at Purdue for three seasons (2021-23)
- Played in 10 games last fall for the Boilermakers, making five tackles
- Played in all 14 games in 2022, making 22 tackles, 6.5 for loss
- College Football News Freshman All-American (redshirt freshman in 2022)
- Academic All-Big Ten

TOP GAMES

Tackles
Sacks

2023

4 vs. Northwestern
2 vs. Northwestern

Career

4 twice
2 twice

97 HAYDEN BRAY

EDGE • 6-4 • 277 • Gr.

	GP	GS	Tackles	TFL	Sack	FF	PD	INT	TD
2023	1	0	0	0	0	0	0	0	0
Career	1	0	0	0	0	0	0	0	0

- Joined Vanderbilt in 2024 after competing at Oklahoma (2021-23)
- Appeared in one game for the Sooners vs. Tulsa in 2023
- Graduated from Oklahoma in three years
- Pursuing a master's of education in leadership and organizational performance at Vandy
- Two-time Texas state champion at Austin's Westlake High School



98 DE'MARION THOMAS

DL • 6-2 • 334 • So. • *duh-MAR-e-on*

	GP	GS	Tackles	TFL	Sack	FF	PD	INT	TD
2023	10	0	7	0.5	0	0	0	0	0
Career	10	0	7	0.5	0	0	0	0	0

- Played in 10 games as a true freshman
- Unanimous three-star prospect out of high school
- Helped Union to an 11-1 record with only loss in state semifinals as a senior
- Made 53 tackles as a junior while also starting at left guard on the offensive line

TOP GAMES

Tackles
Tackles for Loss

2023

2 vs. Wake Forest
0.5 vs. Alabama A&M

Career

2 vs. Wake Forest 2023
0.5 vs. Alabama A&M 2023



99 DEVIN LEE

DL • 6-2 • 290 • Sr.

	GP	GS	Tackles	TFL	Sack	FF	PD	INT	TD
2023	12	6	15	1	0.5	0	0	0	0
Career	28	11	34	5.5	2	0	1	0	0

- Played in 28 career games with 11 starts
- Has appeared in the last 21 games
- Made 34 career tackles

TOP GAMES

Tackles
Sacks
Tackles for Loss
Passes Defended

2023



3 vs. Auburn
0.5 vs. Florida
0.5 twice
--

Career

4 vs. Missouri 2022
1 vs. Missouri 2022
2 vs. Missouri 2022
1 vs. Tennessee 2021

GAME RECAPS

GAME 1 Hawai'i @ Vandy

	1	2	3	4	TOT
	7	7	0	14	28
	14	7	7	7	35

DATE Aug. 26 **SITE** FirstBank Stadium (Nashville, Tenn.)

KICKOFF 8:11 p.m. **END** 11:46 p.m. **ELAPSED** 3:34
ATTENDANCE 21,407 **WEATHER** Rain 75 F/Wind W 8 MPH

DORES WIN LID-LIFTER OVER 'BOWS

NASHVILLE, Tenn. (AP) — AJ Swann threw for 258 yards and three touchdowns as Vanderbilt held off Hawai'i 35-28 Saturday night following a long lightning delay before the season opener for both teams.

Jayden McGowan returned a kickoff untouched 97 yards to put Vanderbilt ahead to stay at 14-7 midway through the first, and Swann added a 7-yard TD pass to Will Sheppard to start the second quarter. Sheppard also caught a 1-yard TD toss in the third to cap a drive he started with a 27-yard punt return.

Swann found London Humphreys for a 32-yard TD and a 35-14 lead to start the fourth quarter as Vanderbilt won a second straight opener in coach Clark Lea's third season at his alma mater.

Hawai'i scored twice in the fourth to force a thrilling finish. The second TD came with 4:49 left on a 1-yard keeper by reserve quarterback Dalen Morris to pull within 35-28 after the Rainbow Warriors forced a turnover on downs.

They thought they recovered the ensuing inside kick, but Jalen Smith's right elbow was out of bounds as he recovered the ball. Vandy didn't seal the win until De'Rickey Wright picked off his second pass of the game with 1:43 left.

Lightning within eight miles delayed the kickoff originally scheduled for 7:30 p.m. ET until 9:11 p.m. with rain starting during the delay and continuing through much of the first half. It was just the third weather delay at home for Vanderbilt since 2006 and first since the 2014 season opener against Temple.



The Rainbow Warriors, routed 63-10 at home by Vanderbilt a year ago, took a 7-6 lead with Brayden Schager hitting Steven McBride on a 9-yard TD pass in the first quarter.

Vanderbilt immediately answered with McGowan's kickoff return to put the Commodores ahead to stay.



Schager hit McBride again on a 45-yard TD pass on fourth-and-4, and Hawai'i thought it scored on a fumble recovered in the end zone. The score was overturned on review with the ball ruled down at the 1. Tight end Greyson Murphy then was flagged for a false start.

Wright picked off Schager's next pass in the end zone, getting a foot down for the interception.



TEAM STATS

		
First Downs	19	17
Rushing Yards	40	39
Passing Yards	351	258
Total Offense	391	297
Punts-Yards	4-138	3-161
Kickoffs-Yards	4-254	6-379
Possession Time	30:51	23:57
Third Down	3-11	5-12
Fourth Down	3-4	1-3
Red Zone Scores-Chances (TD)	3-5 (3-5)	1-1 (1-1)
Sacks By (Number-Yards)	3-26	3-18
PAT	4-4	3-3
2-pt Conversions	0-0	1-2
Field Goals	0-0	0-0
Points off Turnovers	0	0

INDIVIDUAL LEADERS

		
Passing (Yds/C-A-I-TD)	Schager 351/27-35-2-3 Sims 9-38-0 Morris 1-1-1	Swann 258/19-30-0-3 Smith 7-30-1 Gillespie 6-13-0
Rushing (Att-Yds-TD)	Ashlock 7-127-1 McBride 7-98-2	McGowan 6-72-0 Sheppard 6-68-2
Tackles (Solo-Tot)	Tufaga 8-8 Choi 6-7	Taylor 4-9 L. Patterson 4-8
Sacks (No-Yds)	Tufaga 2.0-16 Choi 1.0-10	Taylor 1.0-10 Clifton 1.0-6

GAME 2 Alabama A&M @ Vandy

	1	2	3	4	TOT
	3	0	7	3	13
	5	7	14	21	47

DATE Sept. 2 **SITE** FirstBank Stadium (Nashville, Tenn.)

KICKOFF 6:03 p.m. **END** 9:28 p.m. **ELAPSED** 3:24
ATTENDANCE 22,035 **WEATHER** Sunny 89 F/Wind S 4 MPH

DORES LEAP OVER BULLDOGS

NASHVILLE, Tenn. (AP) — Will Sheppard scored two touchdowns on short receptions, and Sedrick Alexander reached the end zone twice on fourth-quarter runs to help Vanderbilt beat Alabama A&M 47-13 Saturday.

Sheppard finished with six receptions for 62 yards, and Jayden McGowan added six catches for 70 yards. Alexander ran for 87 yards on 12 carries.

AJ Swann completed 15 of 29 passes for 194 yards with one interception and directed a balanced attack that amassed 194 yards passing and 160 yards rushing before the reserves took over midway through the fourth quarter. The sophomore quarterback connected with Sheppard on the two touchdowns and scored his first career rushing touchdown on a third-quarter sneak.

Vanderbilt is 2-0 for the second straight time under third-year head coach Clark Lea.

Sheppard scored the game's first touchdown on a 3-yard reception with 8:50 to play in the second quarter. His 17-yard touchdown catch 2:42 into the second half gave Vanderbilt a 19-3 lead.



The teams traded field goals on their opening possessions. Vanderbilt went ahead to stay when freshman Bryan Longwell blocked a punt and the ball rolled through the back of the end zone for a safety. That made it 5-3 with 26 seconds to play in the first quarter.

Vanderbilt blocked another punt in the fourth quarter, this one by Langston Patterson, which led to Alexander's second touchdown, a 9-yard run with 11:32 remaining.



Sheppard went over 1,500 career receiving yards in the contest against Alabama A&M. He also had two receiving touchdowns that equaled his total from the previous week against Hawai'i and gave him four for the season. It is also the second time in Sheppard's career that he has caught two touchdowns in a game, as he also had two receiving touchdowns in back-to-back games to open the 2022 season.

With 17 career touchdown catches, Sheppard has tied Bucky Curtis (1947-50) for seventh in program history. Allama Matthews (1981-82) is in sixth with 18.



TEAM STATS

		
First Downs	14	24
Rushing Yards	135	215
Passing Yards	143	246
Total Offense	278	461
Punts-Yards	8-279	2-106
Kickoffs-Yards	5-289	5-505
Possession Time	32:22	27:38
Third Down	6-18	9-14
Fourth Down	1-1	0-1
Red Zone Scores-Chances (TD)	2-2 (0-2)	7-9 (6-9)
Sacks By (Number-Yards)	1-2	2-18
PAT	1-1	6-6
2-pt Conversions	0-0	0-0
Field Goals	2-2	1-1
Points off Turnovers	0	0

INDIVIDUAL LEADERS

		
Passing (Yds/C-A-I-TD)	Lankford 105/11-22-0-1 Nwokenwo 1-39-0 Lankford 9-31-0	Swann 194/15-29-1-2 Alexander 12-87-2 Smith 10-50-0
Rushing (Att-Yds-TD)	Young 4-8 Gardner 3-83-1	McGowan 6-70-0 Sheppard 6-62-2
Tackles (Solo-Tot)	Dawson 5-9 Pait 4-6	L. Patterson 3-7 Taylor 2-6
Sacks (No-Yds)	Mitchell 1.0-2	Clifton 1.0-9 Ugocukwu 1.0-9

GAME 3 Vandy @ Wake

	1	2	3	4	TOT
	0	14	0	6	20
	3	21	3	9	36

DATE Sept. 9 **SITE** Allegacy Stadium (Winston-Salem, N.C.)

KICKOFF 11:01 a.m. ET **END** 4:23 p.m. ET **ELAPSED** 5:22
ATTENDANCE 28,363 **WEATHER** Cloudy 79 F/Wind E 4 MPH

DORES FALL TO DEMON DEACONS

WINSTON-SALEM, N.C. — After a two-hour weather delay just minutes into the game, Vanderbilt football fell, 36-20, to Wake Forest in Winston-Salem on Saturday.

The Demon Deacons took an early lead, making a 25-yard field goal after an interception on Vanderbilt's opening drive. Wake Forest continued their momentum into the second quarter when Jamal Banks recorded a seven-yard passing touchdown from Mitch Griffis.

Vanderbilt answered on the next drive. AJ Swann completed a season-long 50-yard pass to Jayden McGowan, which was followed by a 7-yard touchdown catch by Will Sheppard.

Both teams scored an additional touchdown in the second quarter. The Demon Deacons scored on a drive that lasted 14 plays, 75 yards and 6:41.

Swann completed a 48-yard pass to freshman receiver London Humphreys for a first down. On the next play, Sheppard caught a 10-yard pass from Swann to score his second touchdown of the game.

With 50 seconds left in the first half, Wake Forest scored a touchdown off a fumble on a punt return to lead 24-14 heading into the break.

On the opening drive of the third quarter, Matthew Dennis made a 44-yard field goal to put Wake Forest in front 27-14.



The Demon Deacons' momentum continued into the fourth quarter when Griffis recorded a 24-yard touchdown pass to Ke'Shawn Williams. Later in the quarter, Dennis made a 20-yard field goal, his second of the contest.

With 9:08 left in the game, Swann found Humphreys in the end zone, completing a 30-yard touchdown pass. With that scoring drive, Swann surpassed the 300-yard passing mark for the first time in his career, and Humphreys recorded his first game with more than 100 receiving yards.



CJ Taylor and De'Rickey Wright led the Commodores defensively, tallying 10 tackles a-piece and tying their career bests. Taylor also recorded a career-high two sacks during the game.

Sheppard now has 19 career touchdowns, which is the sixth-most in program history. Earl Bennett (2005-07) and Chuck Scott (981-84) are tied at No. 4 on the list with 20 receiving touchdowns. He has recorded two touchdowns in each of the three games thus far this season, a feat he accomplished three times in 12 games in 2022.

TEAM STATS



		
First Downs	21	29
Rushing Yards	109	288
Passing Yards	314	196
Total Offense	423	484
Punts-Yards	2-111	2-73
Kickoffs-Yards	4-251	8-517
Possession Time	25:43	29:44
Third Down	6-12	10-15
Fourth Down	0-3	0-0
Red Zone Scores-Chances (TD)	2-3 (2-3)	4-5 (2-5)
Sacks By (Number-Yards)	2-11	2-8
PAT	2-2	3-3
2-pt Conversions	0-1	0-1
Field Goals	0-0	3-4
Points off Turnovers	0	3

INDIVIDUAL LEADERS

		
Passing (Yds/C-A-I-TD)	Swann 314/26-39-2-3	Griffis 196/17-26-0-2
Rushing (Att-Yds-TD)	Smith 10-77-0 Alexander 10-28-0	Claiborne 26-165-0 Carney 13-117-1
Receiving (Rec-Yds-TD)	Sheppard 8-87-2 Humphreys 4-109-1	Williams 5-92-1 Banks 4-34-1
Tackles (Solo-Tot)	Taylor 8-10 Wright 7-10	Roberts 3-11 Carson 5-10
Sacks (No-Yds)	Taylor 2.0-11	Roberts 1.0-3 Davis 1.0-5

GAME RECAPS

GAME 4 Vandy @ UNLV

	1	2	3	4	TOT
	10	7	0	20	37
	0	20	10	10	40

DATE Sept. 16 **SITE** Allegiant Stadium (Las Vegas, Nev.)

KICKOFF 4:04 p.m. **PT** **END** 7:49 p.m. **PT** **ELAPSED** 3:45
ATTENDANCE 22,582 **WEATHER** Indoors (96 F outside)

LATE FIELD GOAL LIFTS UNLV PAST VANDY

LAS VEGAS (AP) — UNLV made a 36-yard field goal with five seconds left Saturday to hand Vanderbilt a 40-37 loss in a wild fourth quarter.

The winning kick was set up when Rebels backup quarterback Jayden Maiava completed a 48-yard pass to Ricky White to Vanderbilt's 18-yard line. That play came after Vanderbilt missed a 33-yard field goal to the right with 44 seconds remaining.

Vanderbilt (2-2) trailed 30-17 in the fourth quarter and rallied to tie it at 30-all before both teams traded touchdowns in the final 2:23. Then came the final kicks — one that missed and one that split the uprights.

Sophomore quarterback AJ Swann threw for 296 yards, with three touchdowns and an interception. It is the fourth-straight contest that Swann has scored three touchdowns in a game to open the 2023 season.



London Humphreys, the reigning SEC Freshman of the Week, had his second-straight 100-yard performance, as he caught three passes for 102 yards and a TD. Humphreys' touchdown came on a 56-yard completion early in the second quarter that gave Vanderbilt a 17-0 lead.

The Commodores dominated the line of scrimmage in the first period, as they held UNLV to 11 yards and one first down in that period, setting the tone early with a 37-yard interception return for a touchdown by freshman cornerback Martel Hight.



A trio of miscues by Vanderbilt helped UNLV storm back to take a 20-17 lead into the break. The Rebels scored 10 points in the third quarter to build on the lead before the Commodores staged their own rally with 13 points in the fourth to tie the game at 30-30.

UNLV briefly retook a seven-point lead at 37-30 after completing a 48-yard touchdown pass with 2:23 left to play. The Commodores answered with a long strike of their own, as Swann found Quincy Skinner Jr. for a 34-yard touchdown to set up the thrilling finish at Allegiant Stadium.



TEAM STATS

		
First Downs	21	21
Rushing Yards	83	127
Passing Yards	337	276
Total Offense	420	403
Punts-Yards	3-153	5-212
Kickoffs-Yards	8-503	9-484
Possession Time	30:45	28:35
Third Down	7-18	11-20
Fourth Down	2-3	0-0
Red Zone Scores-Chances (TD)	3-4 (1-4)	4-4 (0-4)
Sacks By (Number-Yards)	2-12	3-12
PAT	4-4	4-4
2-pt Conversions	0-0	0-0
Field Goals	3-4	4-5
Points off Turnovers	7	13

INDIVIDUAL LEADERS

		
Passing (Yds/C-A-I-TD)	Swann 335/17-35-1-3	Maiava 261/19-33-1-1
Rushing (Att-Yds-TD)	Smith 13-43-0 Swann 11-27-0	Thomas 13-50-1 Maiava 7-29-1
Receiving (Rec-Yds-TD)	Sheppard 5-97-0 Humphreys 3-102-1	White 12-165-0 De Jesus 3-62-1
Tackles (Solo-Tot)	Berry 6-9 Barr 3-9	Thompkins 4-10 Elad 4-8
Sacks (No-Yds)	Diakite 1.0-10 Capers 1.0-2	Thompkins 1.0-5 Williams 1.0-2

GAME 5 Kentucky @ Vandy

	1	2	3	4	TOT
	21	3	7	14	45
	0	10	3	15	28

DATE Sept. 23 **SITE** FirstBank Stadium (Nashville, Tenn.)

KICKOFF 11:03 a.m. **END** 2:40 p.m. **ELAPSED** 3:36
ATTENDANCE 26,279 **WEATHER** Sunny 75 F/Wind NE 4 MPH

DORES DROP SEC OPENER TO CATS

NASHVILLE, Tenn. (AP) — Kentucky beat Vanderbilt 45-28 on Saturday in an SEC opener for both teams.

The Vandy offense surpassed the 300-yard mark for the fourth consecutive game, finishing with 328 yards Saturday. Vanderbilt (2-3, 0-1) has lost three straight games since winning its first two games of the season.



After trailing Kentucky 24-0 late in the second quarter, Vanderbilt began to find its offensive stride late in the first half, putting up 10 points on a pair of six-play drives to send the game to halftime trailing 24-10. Quarterback AJ Swann entered Saturday with 1,062 yards this season to lead the SEC and rank fourth among FBS quarterbacks in both categories, but he was held to 189 yards on 16-of-40 passing Saturday.

The Dores collected a pair of interceptions in a game for the second time this season. John Howse IV and Jeffery Ugochukwu each recorded their first collegiate interception in the loss. Vanderbilt has collected a total of seven interceptions this season.

Kamrean Johnson hauled in a 10-yard touchdown reception from Ken Seals in the closing seconds of the contest to record his second touchdown of the season.

The Commodores lost their third-straight game, while it is their first home defeat of the season.



TEAM STATS

		
First Downs	19	20
Rushing Yards	160	97
Passing Yards	205	231
Total Offense	365	328
Punts-Yards	5-204	7-352
Kickoffs-Yards	8-523	6-376
Possession Time	31:11	28:49
Third Down	5-11	6-16
Fourth Down	0-0	1-1
Red Zone Scores-Chances (TD)	3-3 (2-3)	4-4 (3-4)
Sacks By (Number-Yards)	1-2	1-4
PAT	6-6	2-2
2-pt Conversions	0-0	1-1
Field Goals	1-1	2-2
Points off Turnovers	21	3

INDIVIDUAL LEADERS

		
Passing (Yds/C-A-I-TD)	Leary 205/15-29-2-1	Swann 189/16-40-3-0 Seals 42/4-7-0-1
Rushing (Att-Yds-TD)	Davis 17-78-2 McClain 6-64-1	Alexander 8-37-1 Smith 12-36-1
Receiving (Rec-Yds-TD)	Brown 4-105-0 Key 4-58-1	Kyle 3-37-0 Johnson 2-19-1
Tackles (Solo-Tot)	Oxendine 4-6 Phillips 5-5	Sewell 2-9 Taylor 2-7
Sacks (No-Yds)	Walker 0.5-1 Henry-Young 0.5-1	Quattara 0.5-2 Agu 0.5-2

GAME 6 Mizzou @ Vandy

	1	2	3	4	TOT
	3	14	7	14	38
	7	0	0	14	21

DATE Sept. 30 **SITE** FirstBank Stadium (Nashville, Tenn.)

KICKOFF 3:01 p.m. **END** 6:20 p.m. **ELAPSED** 3:19
ATTENDANCE 26,332 **WEATHER** Sunny 86 F/Wind E 3 MPH

DORES FALL TO TIGERS

NASHVILLE, Tenn. — Vanderbilt was handed a 38-21 loss to No. 23 Missouri Saturday at FirstBank Stadium.

Ken Seals threw for 259 yards and a pair of touchdowns while collecting a rushing touchdown in his first start of the season. Seals drove the Commodores 76 yards in eight plays and ran for a 6-yard TD putting Vanderbilt up 7-3 in the first quarter.



The Commodores scored on their first two possessions of the fourth quarter. The first came on a 31-yard score from Seals to Will Sheppard, to give the receiver his SEC-leading seventh receiving touchdown of the season. Seals struck again on the next possession, this time finding Junior Sherrill for a 45-yard touchdown to make it a 10-point game at 31-21 with 9:36 left to play.

Vanderbilt's (2-4, 0-2 SEC) offense put up 300 yards for the fifth-consecutive game.



Seals' TD run in the first quarter was the second rushing touchdown of his career. He threw a 31-yard TD pass to Will Sheppard and a 45-yarder to Junior Sherrill in the fourth quarter trying to rally the Dores. Seals finished with 259 yards passing.

Will Sheppard is now one of six Commodores in program history to rank in the top 10 in receptions (137), receiving yards (1,826) and receiving touchdowns (20).

TEAM STATS



		
First Downs	28	15
Rushing Yards	137	41
Passing Yards	395	259
Total Offense	532	300
Punts-Yards	3-125	6-288
Kickoffs-Yards	7-448	4-254
Possession Time	35:58	24:02
Third Down	6-12	2-10
Fourth Down	0-1	1-2
Red Zone Scores-Chances (TD)	5-5 (4-5)	1-2 (0-2)
Sacks By (Number-Yards)	1-13	0-0
PAT	5-5	3-3
2-pt Conversions	0-0	0-0
Field Goals	1-1	0-0
Points off Turnovers	0	0

INDIVIDUAL LEADERS

		
Passing (Yds/C-A-I-TD)	Cook 395/33-41-0-4 Peat 12-71-0 Schrader 16-63-1	Seals 259/20-31-1-2 McGowan 3-24-0 Alexander 5-12-0
Rushing (Att-Yds-TD)	Burden 11-140-2 Wease 10-118-1	Sheppard 5-98-1 Sherrill 3-43-1
Receiving (Rec-Yds-TD)	Carnell 2-7 Hopper 5-6	Mahoney 6-8 D. Wright 4-7
Tackles (Solo-Tot)	Firestone 1-13	--

GAME RECAPS

GAME 7 Vandy @ Florida

	1	2	3	4	TOT
	7	0	7	0	14
	7	14	7	10	38

DATE Oct. 7 **SITE** Ben Hill Griffin Stadium (Gainesville, Fla.)

KICKOFF 4:01 p.m. ET **END** 7:18 p.m. ET **ELAPSED** 3:16
ATTENDANCE 89,432 **WEATHER** Sunny

VANDY DROPS ROAD CONTEST AT FLORIDA GAINESVILLE, Fla. — Vanderbilt fell 38-14 to Florida on the road Saturday at Ben Hill Griffin Stadium.

Florida scored three unanswered touchdowns Saturday as the Commodores were unable to pull out a win in Gainesville.

After Florida jumped out to an early lead, Ken Seals found Will Sheppard for an 85-yard touchdown to even the score at 7-7. The 85-yard touchdown reception matched the fourth-longest in program history.

The play is also the longest reception since 1992 when Marcus Wilson found Clarence Sevellian for 88 yards against Tennessee.

Sheppard finished with three catches for a season-high 107 receiving yards and a touchdown.

Vanderbilt and Florida were even at 7-7 at the end of the first quarter, but the Gators scored the next three touchdowns to lead 28-7 before Vandy returned to the end zone.



This time it was junior Richie Hoskins on the receiving end of another Seals touchdown toss. Hoskins caught a 21-yard pass from Seals for Hoskins' first career touchdown.

Seals finished 19-of-34 for 276 yards and two touchdowns.



The Commodores cut it to 28-14 with the score in the third quarter, but Florida responded with a touchdown and field goal in the final quarter to win the game 38-14.

Vanderbilt returns home to host top-ranked Georgia on Saturday at FirstBank Stadium. Kickoff is slated for 11 a.m. on CBS.



TEAM STATS

		
First Downs	13	25
Rushing Yards	64	215
Passing Yards	276	280
Total Offense	340	495
Punts-Yards	5-232	3-175
Kickoffs-Yards	3-192	7-447
Possession Time	23:02	36:58
Third Down	1-10	5-12
Fourth Down	0-3	1-1
Red Zone Scores-Chances (TD)	0-1 (0-1)	6-6 (5-6)
Sacks By (Number-Yards)	3-15	2-11
PAT	2-2	5-5
2-pt Conversions	0-0	0-0
Field Goals	0-0	1-1
Points off Turnovers	7	7

INDIVIDUAL LEADERS

		
Passing (Yds/C-A-I-TD)	Seals 276/19-34-0-2	Mertz 254/30-36-0-3
Rushing (Att-Yds-TD)	Alexander 8-27-0 McGowan 2-25-0	Johnson 18-135-1 Webb 4-70-0
Receiving (Rec-Yds-TD)	Sheppard 3-107-1 Hoskins 2-48-1	Boardingham 7-99-2 Wilson III 8-85-1
Tackles (Solo-Tot)	Riley 9-12 Longwell 3-7	James 3-7 Hill 2-4
Sacks (No-Yds)	DiCosmo 1.0-12 Barr 1.0-12	Sapp 1.0-2 Wingo 1.0-9

GAME 8 Georgia @ Vandy

	1	2	3	4	TOT
	7	17	3	10	37
	7	0	0	13	20

DATE Oct. 14 **SITE** FirstBank Stadium (Nashville, Tenn.)

KICKOFF 11:08 a.m. **END** 2:20 p.m. **ELAPSED** 3:11
ATTENDANCE 28,500 **WEATHER** Sunny/Wind W 13 MPH

DORES FALL TO TOP-RANKED GEORGIA

NASHVILLE, Tenn. — The Vanderbilt football team put up a fierce battle against No. 1 Georgia, but the Commodores ultimately fell to the Bulldogs, 37-20, at FirstBank Stadium.

Graduate student Jaylen Mahoney had his best game in a Vanderbilt uniform, as he collected 10 solo tackles en route to a career-high 16-tackle performance. It is the fifth time Mahoney has registered double-digit tackles with the Commodores, and the first since his 12-tackle performance at Missouri last season.



Senior Ken Seals tossed a pair of touchdowns against the two-time defending national champions in his third-consecutive start. The senior from Azle, Texas, threw for 200-plus yards for the 10th time as a Commodore, as he collected 201 yards through the air.

Vanderbilt struck first against Georgia with a 75-yard scoring drive to open the game. Seals connected with freshman London Humphreys for a 49-yard touchdown pass to give the Dores a 7-0 lead. It is Humphreys' fourth touchdown of the season, which ties him for the second-most receiving touchdowns by a Vanderbilt freshman since 2008.

The Commodores forced the Bulldogs to fumble on their opening possession to give Vandy the ball back at the Georgia 29-yard line. Graduate student Aeneas DiCosmo applied pressure on the Georgia quarterback to force his first career fumble, while junior Marlen Sewell pounced on the loose football.

Vanderbilt opened the fourth quarter with Richie Hoskins' second-career receiving touchdown, as Seals found him in the endzone for a 3-yard touchdown pass to cut Georgia's lead to 30-14. Vanderbilt found the endzone once again late in the fourth quarter, as Sedrick Alexander punched in a 1-yard score that was set up thanks to CJ Taylor's 35-yard interception return.



TEAM STATS

		
First Downs	26	9
Rushing Yards	291	18
Passing Yards	261	201
Total Offense	552	219
Punts-Yards	0-0	4-167
Kickoffs-Yards	8-498	4-257
Possession Time	37:19	22:41
Third Down	11-16	2-9
Fourth Down	1-1	1-1
Red Zone Scores-Chances (TD)	7-8 (4-8)	2-2 (2-2)
Sacks By (Number-Yards)	1-6	2-18
PAT	4-4	2-2
2-pt Conversions	0-0	0-1
Field Goals	3-3	0-1
Points off Turnovers	7	6

INDIVIDUAL LEADERS

		
Passing (Yds/C-A-I-TD)	Beck 261/29-39-1-1	Seals 201/19-29-1-2
Rushing (Att-Yds-TD)	Edwards 20-146-1 Milton 5-53-1	Alexander 6-16-1 Smith 4-11-0
Receiving (Rec-Yds-TD)	Lovett 9-72-1 McConkey 4-58-0	McGowan 5-58-0 Humphreys 2-51-1
Tackles (Solo-Tot)	Mondon 4-6 Lassiter 3-5	Mahoney 10-16 Taylor 5-7
Sacks (No-Yds)	Mondon 1.0-6	DiCosmo 1.0-10 Clifton 1.0-8

GAME 9 Vandy @ Ole Miss

	1	2	3	4	TOT
	0	0	7	0	7
	13	13	0	7	33

DATE Oct. 28 **SITE** Vaught-Hemingway Stadium (Oxford, Miss.)

KICKOFF 6:39 p.m. **END** 9:35 p.m. **ELAPSED** 2:56
ATTENDANCE 62,914 **WEATHER** Cloudy 76 F/Wind S 4 MPH

DORES FALL AT NO. 11 OLE MISS

OXFORD, Miss. — Vanderbilt football fell 33-7 to No. 11 Ole Miss on Saturday night at Vaught-Hemingway Stadium.

The Rebels drove 75 yards in six plays on the game's opening possession to take a 7-0 lead. Ole Miss then capitalized on an early interception and scored on each of its first five drives to build a 26-0 lead at the half.



Vanderbilt responded in the third quarter as sophomore quarterback Walter Taylor capped a 10-play, 65-yard drive with his first career rushing touchdown from two yards out. Taylor finished the game as the Dores' leading rusher with 59 yards on 20 carries.

The Commodores rushed for 169 yards as a team, marking a season high against SEC opponents. Freshman AJ Newberry made his collegiate debut and rushed for 30 yards on three carries, including a 21-yard scamper.



Linebacker Langston Patterson produced career highs with his team-leading nine tackles and three tackles for loss. Patterson also recorded his first career interception and forced fumble against the Rebels.

Patterson's performance led a defensive unit which tallied eight tackles for loss to mark a season high in SEC play for the Dores. Vanderbilt also notched a season-best three sacks in the loss.

TEAM STATS



		
First Downs	13	22
Rushing Yards	169	177
Passing Yards	60	254
Total Offense	229	431
Punts-Yards	4-206	3-96
Kickoffs-Yards	2-130	7-453
Possession Time	32:59	27:01
Third Down	3-15	5-13
Fourth Down	1-5	2-3
Red Zone Scores-Chances (TD)	1-1 (1-1)	6-6 (4-6)
Sacks By (Number-Yards)	3-38	5-37
PAT	1-1	3-3
2-pt Conversions	0-0	0-1
Field Goals	0-0	2-2
Points off Turnovers	0	3

INDIVIDUAL LEADERS

		
Passing (Yds/C-A-I-TD)	Seals 22/4-8-1-0 Taylor 38/4-12-1-0	Dart 240/19-28-1-1
Rushing (Att-Yds-TD)	Taylor 20-59-1 Newberry 3-30-0	Judkins 17-129-2 Bentley 7-42-0
Receiving (Rec-Yds-TD)	Sheppard 4-17-0 Sherrill 2-28-0	Wade 8-120-1 Harris 6-67-0
Tackles (Solo-Tot)	L. Patterson 4-9 D. Wright 4-7	Johnson 4-7 Pegues 2-6
Sacks (No-Yds)	L. Patterson 1.0-24 K. Patterson 1.0-7	Ivey 2.5-20 Johnson 1.0-6

GAME RECAPS

GAME 10 Auburn @ Vandy

	1	2	3	4	TOT
	14	3	14	0	31
	0	7	8	0	15

DATE Nov. 4 **SITE** FirstBank Stadium (Nashville, Tenn.)

KICKOFF 3:01 p.m. **END** 6:07 p.m. **ELAPSED** 3:06
ATTENDANCE 28,500 **WEATHER** Sunny 72 F/Wind W 5 MPH

DORES DROP HOMECOMING CONTEST

NASHVILLE, Tenn. — The Vanderbilt football team fell on homecoming at FirstBank Stadium, as the Commodores close out the 2023 home slate with a 31-15 loss to Auburn.

After Auburn took a 14-0 lead, the Commodores got on the board early in the second quarter with an interception returned for a touchdown by sophomore Bryce Cowan. It is the first interception of Cowan's career, as he jumped an Auburn pass at the Tigers' 5-yard line and waltzed into the endzone untouched to pull the Dores within seven points at 14-7.

It is the second time this season Vanderbilt has returned an interception all the way to the endzone. Cowan is the ninth different Commodore to pick off a pass, as Vandy has collected a total of 11 interceptions this season.

The Commodores went into the locker room trailing by 10 points, as Auburn connected on a 32-yard field goal to give the Tigers a 17-7 advantage with 20 seconds left to play before halftime. Auburn scored a touchdown on its first two drives of the third quarter to take a 31-7 lead.

Freshman Junior Sherrill made it a two-possession game late in the third quarter, as he pulled in a 30-yard touchdown pass from senior Ken Seals down the middle of the field, then ran in the 2-point conversion to pull Vanderbilt within 16 points at 31-15. It is Sherrill's second career receiving touchdown, as he also scored against Missouri.



TEAM STATS

		
First Downs	14	12
Rushing Yards	230	100
Passing Yards	194	166
Total Offense	424	266
Punts-Yards	7-318	8-359
Kickoffs-Yards	6-358	3-190
Possession Time	26:39	33:21
Third Down	4-15	2-14
Fourth Down	1-1	1-3
Red Zone Scores-Chances (TD)	2-2 (1-2)	0-1 (0-1)
Sacks By (Number-Yards)	5-37	2-4
PAT	4-4	1-1
2-pt Conversions	0-0	1-1
Field Goals	1-1	0-1
Points off Turnovers	0	7

INDIVIDUAL LEADERS

		
Passing (Yds/C-A-I-TD)	Thorne 194/17-27-1-2	Seals 160/16-29-1-1
Rushing (Att-Yds-TD)	Hunter 19-183-2 Thorne 12-40-0	Alexander 9-40-0 Newberry 4-26-0
Receiving (Rec-Yds-TD)	Fairweather 2-62-1 Johnson 3-62-0	Sheppard 4-43-0 Sherrill 1-30-1
Tackles (Solo-Tot)	James 7-7 Simpson 2-6	L. Patterson 7-12 D. Wright 6-6
Sacks (No-Yds)	Asante 1.0-6 Walker 1.0-2	Clifton 1.0-2 Mann 1.0-2

GAME 11 Vandy @ USC

	1	2	3	4	TOT
	0	0	0	6	6
	6	7	14	20	47

DATE Nov. 11 **SITE** Williams-Brice Stadium (Columbia, S.C.)

KICKOFF 12:03 p.m. ET **END** 3:02 p.m. ET **ELAPSED** 2:58
ATTENDANCE 75,682 **WEATHER** Rain 48 F/Wind NE S MPH

DORES DOWNED AT SOUTH CAROLINA

COLUMBIA, S.C. — South Carolina used a stifling defensive effort to claim a 47-6 win over Vanderbilt on Saturday afternoon at Williams Brice Stadium.

The Gamecocks held the Commodores scoreless through three quarters, building a 27-0 lead. Spencer Rattler threw for 351 and three touchdowns while rushing for another score to key the South Carolina offense.



The Commodores broke through on the first play of the fourth quarter as Ken Seals connected with Quincy Skinner, Jr., for a 19-yard touchdown pass. The touchdown was the second of the season for Skinner, Jr., and 10th passing touchdown for Seals.

South Carolina blocked a punt for a touchdown following a low snap and capitalized on a fumble on the ensuing Vanderbilt possession to extend its advantage to 40-6 midway through the fourth quarter.



Tyson Russell grabbed his first career interception in the second quarter. The pick was the 12th for the Commodore defense this season which has forced a turnover in all 11 games this season.

South Carolina outgained Vanderbilt 487-234 in the game.



TEAM STATS

		
First Downs	17	21
Rushing Yards	130	136
Passing Yards	104	351
Total Offense	234	487
Punts-Yards	8-321	3-117
Kickoffs-Yards	2-217	8-435
Possession Time	32:47	27:13
Third Down	6-16	5-10
Fourth Down	0-2	1-2
Red Zone Scores-Chances (TD)	1-2 (1-2)	2-2 (2-2)
Sacks By (Number-Yards)	0-0	1-7
PAT	0-1	5-6
2-pt Conversions	0-0	0-1
Field Goals	0-0	0-0
Points off Turnovers	0	13

INDIVIDUAL LEADERS

		
Passing (Yds/C-A-I-TD)	Seals 104/13-28-0-1	Rattler 351/28-36-1-3
Rushing (Att-Yds-TD)	Newberry 12-38-0 Alexander 11-34-0	Anderson 9-102-1 Sellers 1-36-1
Receiving (Rec-Yds-TD)	Humphreys 3-33-0 Skinner 2-22-1	Legette 9-120-0 Simon 6-65-0
Tackles (Solo-Tot)	L. Patterson 4-7 Mahoney 5-5	Martin-Scott 7-13 Williams 3-11
Sacks (No-Yds)	--	Martin Scott 1.0-7

GAME 12 Vandy @ UT

	1	2	3	4	TOT
	7	3	0	14	24
	14	17	14	3	48

DATE Nov. 25 **SITE** Neyland Stadium (Knoxville, Tenn.)

KICKOFF 3:35 p.m. ET **END** 7:25 p.m. ET **ELAPSED** 3:50
ATTENDANCE 101,915 **WEATHER** Cloudy 59 F/Wind E 3 MPH

VANDERBILT FALLS ON THE ROAD

KNOXVILLE, Tenn. — Vanderbilt fell 48-24 to No. 25 Tennessee at Neyland Stadium on Saturday to close out the 2023 season.

The Commodores (2-10, 0-8 SEC) and Volunteers (8-4, 4-4 SEC) were tied at 7-7 early before the home team pulled away by outscoring the visitors 31-3 over the second and third quarters.

After Tennessee scored on the opening drive of the game, Vanderbilt quickly countered with a scoring drive of its own, finding the end zone on a 19-yard pass from AJ Swann to Junior Sherrill.

Tennessee's Joe Milton threw his second of four passing touchdowns with a little over three minutes remaining in the first quarter and added his third to open the second quarter, putting Tennessee in front 21-7.

Vanderbilt's Jacob Borcila connected on a 40-yard field goal with 8:29 remaining in the first half, cutting the Volunteers' lead to 21-10.

Tennessee scored 10 more points in the second quarter, taking a 31-10 advantage into halftime.

Tennessee maintained its momentum in the second half with two more touchdowns by Milton, one through the air and one on the ground, to lead Vanderbilt, 45-10, at the end of the third quarter.



After Langston Patterson recovered a muffed punt in the opening minutes of the final period, Ken Seals scored a one-yard rushing touchdown to make it 45-17. With Patterson's first career fumble recovery, Vanderbilt has recorded a takeaway in every game this season.

The Commodores put together a nine-play, 77-yard scoring drive to add seven on a five-yard passing touchdown from Seals to Quincy Skinner Jr., with 5:38 to go in the game.

Tennessee added a field goal with 28 seconds left to win 48-24.

Vanderbilt finished with 306 yards on offense with 228 of those coming through the air. The Patterson brothers, Langston and Kane, finished with eight tackles each to lead the Commodore defense.

TEAM STATS

		
First Downs	22	31
Rushing Yards	78	168
Passing Yards	228	449
Total Offense	306	617
Punts-Yards	8-322	3-119
Kickoffs-Yards	5-299	9-556
Possession Time	34:21	25:39
Third Down	3-12	6-12
Fourth Down	0-0	0-0
Red Zone Scores-Chances (TD)	3-3 (3-3)	5-5 (3-5)
Sacks By (Number-Yards)	1-7	2-12
PAT	3-3	6-6
2-pt Conversions	0-0	0-0
Field Goals	1-1	2-3
Points off Turnovers	7	0

INDIVIDUAL LEADERS

		
Passing (Yds/C-A-I-TD)	Swann 167/14-23-0-1 Seals 61/7-9-0-1	Milton III 383/22-33-0-4 Iamaleava 66/9-12-0-0
Rushing (Att-Yds-TD)	Alexander 11-46-0 Smith 9-27-0	Wright 11-75-0 Milton 5-11-2
Receiving (Rec-Yds-TD)	Skinner 5-37-1 Sherrill 4-52-1	White 10-110-0 Keyton 4-122-2
Tackles (Solo-Tot)	L. Patterson 4-8 K. Patterson 4-8	Brooks 4-8 Telander 3-6
Sacks (No-Yds)	K. Patterson 1.0-7	Baron 1.0-8

THE RECORD WHEN...

	Lea		2022		2023	
	W	L	W	L	W	L
Overall	9	27	5	7	2	10
Home	5	14	2	4	2	4
Away	4	13	3	3	0	6
Neutral	0	0	0	0	0	0
In overtime	0	0	0	0	0	0
Coming off a win (immediately preceding week)	2	6	2	3	1	1
Coming off a loss (immediately preceding week)	5	15	2	2	0	7
Coming off an open date (immediately preceding week)	0	5	0	2	0	2
Season Opener	2	1	1	0	1	0
vs. AP Top 25	0	12	0	5	0	4
Both teams are in the AP Top 25	0	0	0	0	0	0
Neither team is in the AP Top 25	4	13	0	0	2	6
Team is ranked higher	0	0	0	0	0	0
Opponent is ranked higher	0	8	0	1	0	4
vs. In-State Opponents	0	4	0	1	0	1
In August	2	0	1	0	1	0
In September	4	9	2	2	1	4
In October	1	10	0	3	0	3
In November	2	8	2	2	0	3
On SEC Network	3	22	2	7	1	8
On ESPN2	0	1	0	0	0	0
On ESPN	1	1	0	0	0	0
On CBS Sports Network	3	2	2	0	0	2
On SEC Network +/ESPN+	2	1	1	0	1	0
On Linear Television	7	26	4	7	1	10
On Streaming Platforms (exclusively)	2	1	1	0	1	0
Morning/Afternoon Games	4	18	4	4	0	8
Night Games (6 p.m. local or later)	5	9	1	3	2	2
Decided by three points or fewer	3	3	1	1	0	1
Decided by eight points or fewer	4	2	1	0	1	1
Scoring first	3	4	2	1	1	2
Opponent scores first	6	23	3	6	1	8
Leading at halftime	7	3	4	1	2	2
Tied at halftime	0	0	0	0	0	0
Trailing at halftime	2	24	1	6	0	8
Leading after three quarters	9	0	5	0	2	0
Tied after three quarters	0	0	0	0	0	0
Trailing after three quarters	0	27	0	7	0	8
Scoring 40+ points	3	0	2	0	1	0
Scoring 30-39 points	4	1	2	0	1	1
Scoring 20-29 points	2	2	1	3	0	5
Scoring 0-19 points	0	24	0	4	0	4
Allowing 40+ points	0	14	0	5	0	4
Allowing 30-39 points	1	10	1	1	0	6
Allowing 20-29 points	6	2	3	0	1	0
Allowing 0-19 points	2	1	1	1	1	0
Outrushing opponent	5	3	5	1	0	0
Getting outrushed	4	24	0	6	2	10
Passing for more yards	3	5	2	1	0	3
Passing for fewer yards	6	22	3	6	2	7
Passing yards tied	0	0	0	0	0	0
Outgaining opponent	4	3	3	0	1	2
Outgained by opponent	5	24	2	7	1	8
Winning time of possession	6	15	4	4	0	5
Losing time of possession	3	12	1	3	2	5
Scoring a defensive or special teams TD	4	3	2	1	2	2
Allowing a defensive or special teams TD	0	8	0	2	0	3
Fewer penalty yards	4	20	1	4	1	9
More penalty yards	4	7	3	3	1	1
Penalty yards tied	1	0	1	0	0	0
Winning turnover battle	2	10	2	3	0	4
Losing turnover battle	2	11	1	4	1	3
Turnovers even	5	6	2	0	1	3
Having a 100-yard rusher	4	5	4	2	0	0
Having a 200-yard passer	5	8	2	1	1	5
Having a 100-yard receiver	3	6	2	1	0	3
Having a QB rush for 100 yards	2	1	2	0	0	0
Allowing a 100-yard rusher	2	10	1	1	0	5
Allowing a 200-yard passer	5	20	2	5	1	9
Allowing a 100-yard receiver	5	13	2	4	1	7
Allowing a QB to rush for 100 yards	0	0	0	0	0	0

STARTER SHEET *includes previous school(s)

OFFENSE	Pos.	2023	Streak	Career	DEFENSE	Pos.	2023	Streak	Career
Steven Losoya	OL	9*	21*	32*	Zaylin Wood	DL	6*	0	30*
Moni Jones	RB	13*	6*	25*	De'Rickey Wright	S	10	4	26
Gunnar Hansen	OL	12	18	23	Christian James	DL	5	5	20
Delfin Xavier Castillo	OL	10	1	20	CJ Taylor	S	9	1	17
Dariyan Wiley	WR	12*	12*	16*	Aeneas DiCosmo	DL	12	13*	16*
Diego Pavia	QB	15*	15*	15*	Mark Davis	CB	13*	13*	14*
Steven Hubbard	OL	5*	0	15*	Tyson Russell	CB	8	4	14
Chase Mitchell	OL	14*	14*	14*	Devin Lee	DL	6	0	11
Gage Pitchford	OL	7	0	8	Kolbey Taylor	CB	8*	6*	9*
Sedrick Alexander	RB	6	6	6	Darren Agu	DE	5	0	8
Quincy Skinner Jr.	WR	5	0	5	Maurice Hampton	STAR	0	5*	7*
Nate Johnson	QB	3*	0	5*	Trudell Berry	CB	7	0	7
Loic Fouonji	WR	1*	0	5*	Yilanan Ouattara	DL	6	0	6
Grayson Morgan	OL	4	0	4	Martel Hight	CB	6	1	6
Richie Hoskins	WR	2	0	2	Boubacar Diakite	EDGE	0	0	3
Junior Sherrill	WR	1	0	1	Bryan Longwell	LB	2	0	2
Kevo Wesley	OL	1	0	1	Jeffrey Ugochukwu	STAR	2	0	2
					Miles Capers	LB	2	2	2
					Marlen Sewell	S	1	0	1
					John Howse IV	S	1	0	1

STARTERS BY POSITION at Vandy only

Pos.	OFFENSE	Career	Pos.	DEFENSE	Career
QB	--		DT	Christian James	18
RB	Sedrick Alexander	5		Devin Lee	8
WR	Quincy Skinner	5		Yilanan Ouattara	4
	Richie Hoskins	2	NT	Christian James	1
	Junior Sherrill	1		Devin Lee	2
TE	--		DE	Aeneas DiCosmo	12
LT	Gunnar Hansen	19		Darren Agu	8
LG	Delfin Xavier Castillo	12		Christian James	3
	Gunnar Hansen	4		Boubacar Diakite	3
	Gage Pitchford	1		Yilanan Ouattara	2
	Kevo Wesley	1		Miles Capers	2
C	Delfin Xavier Castillo	2	LB	Bryan Longwell	2
	Grayson Morgan	1	LB/S	CJ Taylor	17
RG	Gage Pitchford	7		Jeffrey Ugochukwu	2
	Delfin Xavier Castillo	6	CB	Tyson Russell	14
RT	Grayson Morgan	3		Trudell Berry	7
				Martel Hight	6
			S	Marlen Sewell	1

DORE DETAILS

Game	Captains @ Toss	Toss Win	VU Kick/Receive	Helmet	Jersey	Pants	Vandy 1st Poss.	Opp. 1st Poss.	Length	Result
Hawai'i	Ashmore, Barr, Mahoney	Vandy	Kick	Gold	Black	Gold	TD (4-32/1:22)	Punt (3-5/2:04)	3:35	W, 35-28
Alabama A&M	Ball, Clifton, K. Patterson	Vandy	Kick	White	Black	White	FG (10-47/2:49)	FG (20-71, 8:55)	3:25	W, 47-13
at Wake Forest	Ashmore, Clifton, Mahoney	Wake	Receive	White	White	White	INT (3-6/1:30)	FG (4-4/0:40)	5:22	L, 20-36
at UNLV	Ball, Barr, K. Patterson	UNLV	Receive	Black	White	Black	Punt (7-25/4:12)	INT (5-14/1:56)	3:46	L, 37-40
Kentucky	Ashmore, Ball, Mahoney	Kentucky	Receive	Black	Black	Black	Punt (4-11/1:27)	TD (7-82/3:42)	3:37	L, 28-45
Missouri	Barr, Clifton, K. Patterson	Mizzou	Receive	Gold	Black	Black	Punt (6-15/2:20)	FG (15-69/5:43)	3:19	L, 21-38
at Florida	Ashmore, Ball, Barr, Clifton	Florida	Receive	Gold	White	Gold	Punt (5-25/2:28)	TD (9-93/3:27)	3:17	L, 14-38
Georgia	Ashmore, Barr, Mahoney	Georgia	Receive	White	Black	White	TD (5-75/2:53)	Fumble (4-7/1:45)	3:12	L, 20-37
at Ole Miss	Ball, Clifton, K. Patterson	Ole Miss	Kick	White	White	White	INT (3--3/1:31)	TD (6-75/1:39)	2:56	L, 7-33
Auburn	Barr, Mahoney, Seals	Auburn	Receive	Gold	Black	Black	FG Miss (9-40/4:32)	TD (2-75/0:28)	3:06	L, 15-31
at South Carolina	Ball, Clifton, K. Patterson	Vandy	Kick	Gold	White	White	Punt (4-5/3:18)	Punt (7-45/2:16)	2:59	L, 6-47
at Tennessee	Ashmore, Barr, Mahoney	Vandy	Kick	Gold	White	Black	TD (4-73/2:19)	TD (3-76/0:55)	3:50	L, 24-48

OFFENSIVE STARTING LINEUPS

Game	QB	RB	WR	WR	WR/TE	TE	LT	LG	C	RG	RT
Hawai'i	Swann	Smith	Sheppard	Skinner	McGowan	Ball	Hansen	Castillo	Hernandez	Ashmore	Uzebu
Alabama A&M	Swann	Smith	Sheppard	Carter	Kyle (TE)	Ball	Hansen	Castillo	Hernandez	Ashmore	Morgan
at Wake Forest	Swann	Smith	Sheppard	Skinner	McGowan	Ball	Hansen	Castillo	Hernandez	Ashmore	Morgan
at UNLV	Swann	Smith	Sheppard	Carter	McGowan	Ball	Hansen	Castillo	Hernandez	Ashmore	Morgan
Kentucky	Swann	Smith	Sheppard	Humphreys	McGowan	Ball	Hansen	Castillo	Hernandez	Pitchford	Ashmore
Missouri	Seals	Smith	Sheppard	Skinner	Kyle (TE)	Ball	Hansen	Wesley	Hernandez	Pitchford	Ashmore
at Florida	Seals	Alexander	Sheppard	Skinner	Hoskins	Ball	Hansen	Castillo	Hernandez	Pitchford	Ashmore
Georgia	Seals	Alexander	Sheppard	Skinner	Sherrill	Ball	Hansen	Castillo	Hernandez	Pitchford	Ashmore
at Ole Miss	Seals	Alexander	Sheppard	Humphreys	McGowan	Ball	Hansen	Castillo	Hernandez	Pitchford	Ashmore
Auburn	Seals	Alexander	Sheppard	McGowan	Hoskins	Ball	Hansen	Castillo	Hernandez	Pitchford	Ashmore
at South Carolina	Seals	Alexander	Sheppard	Humphreys	McGowan	Ball	Hansen	Hernandez	Morgan	Pitchford	Ashmore
at Tennessee	Swann	Alexander	Sheppard	Humphreys	McGowan	Ball	Hansen	Castillo	Hernandez	Ketschek	Ashmore

DEFENSIVE STARTING LINEUPS

Game	DT	DT	DE	DE/LB (Star)	LB	LB	LB/S (Anchor)	S	S/CB	CB	CB
Hawai'i	Clifton	Lee	Ouattara	DiCosmo	Barr	K. Patterson	Taylor	Wright	Russell (CB)	Anderson	Mahoney
Alabama A&M	Clifton	Lee	Ouattara	DiCosmo	Barr	K. Patterson	Taylor	Wright	Mahoney	Anderson	Hight
at Wake Forest	Clifton	Lee	Agu	DiCosmo	Barr	K. Patterson	Taylor	Wright	Mahoney	Anderson	Russell
at UNLV	Clifton	Lee	Agu	DiCosmo	Barr	K. Patterson	Taylor	Wright	Mahoney	Berry	Hight
Kentucky	Clifton	Ouattara	Agu	DiCosmo	Barr	K. Patterson	Taylor	Sewell	Mahoney	Berry	Russell
Missouri	Clifton	Ouattara	Agu	DiCosmo	Barr	K. Patterson	Taylor	Wright	Mahoney	Berry	Hight
at Florida	Clifton	Lee	Agu	DiCosmo	Barr	Longwell	Taylor	Wright	Howse IV	Berry	Hight
Georgia	James	Ouattara	Clifton	DiCosmo	Barr	Longwell	Taylor	Riley	Mahoney	Berry	Russell
at Ole Miss	James	Ouattara	Clifton	DiCosmo	Barr	K. Patterson	Mahoney	Wright	Riley	Russell	Hight
Auburn	James	Lee	Clifton	DiCosmo	Barr	K. Patterson	Ugochukwu	Wright	Mahoney	Berry	Russell
at South Carolina	Clifton	James	DiCosmo	Capers	Barr	K. Patterson	Ugochukwu	Wright	Mahoney	Berry	Russell
at Tennessee	Clifton	James	DiCosmo	Capers	Barr	K. Patterson	Taylor	Wright	Mahoney	Russell	Hight

GAME-BY-GAME LEADERS

Game	Rushes		Rush Yards		Receptions		Receiving Yards		Tackles		Sacks		Tackles for Loss	
Hawai'i	Smith	7	Smith	30	McGowan/Sheppard	8	McGowan	72	Taylor	9	Taylor/Clifton	1.0	Taylor	2.5
Alabama A&M	Alexander	12	Alexander	87	McGowan/Sheppard	6	McGowan	70	L. Patterson	7	Clifton/Ugochukwu	1.0	Three Players	1.0
at Wake Forest	Smith/Alexander	10	Smith	77	Sheppard	8	Humphreys	109	Taylor/Wright	10	Taylor	2.0	Taylor	2.0
at UNLV	Smith	13	Smith	43	Sheppard/McGowan	5	Humphreys	102	Barr/Berry	9	Diakite/Capers	1.0	Diakite	1.5
Kentucky	Smith	12	Alexander	37	Kyle/Humphreys	3	Carter	48	Sewell	9	Ouattara/Agu	0/5	Clifton	1.5
Missouri	Smith/Alexander	5	McGowan	24	Alexander	7	Sheppard	98	Mahoney	8	--	--	Six Players	1.0
at Florida	Alexander	8	Alexander	27	Skinner	4	Sheppard	107	Riley	12	Barr/DiCosmo	1.0	Four Players	1.0
Georgia	Alexander	6	Alexander	16	McGowan	5	McGowan	58	Mahoney	16	Clifton/DiCosmo	1.0	Four Players	1.0
at Ole Miss	Taylor	20	Taylor	59	Sheppard	4	Sherrill	28	L. Patterson	9	Three Players	1.0	L. Patterson	3.0
Auburn	Seals	11	Alexander	40	Sheppard/McGowan	4	Shppard	43	L. Patterson	12	Clifton/Mann	1.0	L. Patterson/Capers	1.5
at South Carolina	Newberry	12	Newberry/Taylor	38	Humphreys	3	Humphreys	33	L. Patterson	7	--	--	Four Players	1.0
at Tennessee	Alexander	11	Alexander	46	Skinner	5	Sherrill	52	L. & K. Patterson	8	K. Patterson	1.0	K. Patterson	2.0

TURNOVER BATTLE

Vanderbilt

Game	Fumbles (lost)	Interceptions	Total TOs	Opp. Points Off TO
Hawai'i	0 (0)	0	0	0
Alabama A&M	0 (0)	1	1	0
at Wake Forest	0 (0)	2	2	3
at UNLV	5 (3)	2	5	13
Kentucky	0 (0)	3	3	21
Missouri	0 (0)	1	1	0
at Florida	3 (1)	0	1	7
Georgia	0 (0)	1	1	7
at Ole Miss	1 (0)	2	2	3
Auburn	3 (0)	1	1	0
at South Carolina	3 (2)	0	2	13
at Tennessee	0 (0)	0	0	0
TOTAL	15 (6)	13	19	67

THIRD DOWNS

Vanderbilt

Game	1-3	4-6	7-9	10-14	15-19	20+	Tot	Pct.
Hawai'i	1-1	1-2	2-4	1-4	0-0	0-1	5-12	41.7
Alabama A&M	5-5	1-3	2-3	1-3	0-0	0-0	9-14	64.3
at Wake Forest	5-7	1-3	0-0	0-1	0-1	0-0	6-12	58.3
at UNLV	4-6	0-3	2-4	1-5	0-0	0-0	7-18	38.9
Kentucky	5-5	0-2	1-8	0-2	0-0	0-0	6-17	35.3
Missouri	0-1	2-4	0-2	0-3	0-0	0-0	2-10	20.0
at Florida	0-1	0-6	1-2	0-1	0-0	0-0	1-10	10.0
Georgia	0-0	1-3	1-4	0-1	0-1	0-0	2-9	22.2
at Ole Miss	1-1	2-9	0-2	0-2	0-1	0-0	3-15	20.0
Auburn	1-2	0-1	0-3	1-6	0-1	0-1	2-14	14.3
at South Carolina	5-7	1-2	0-2	0-3	0-2	0-0	6-16	37.5
at Tennessee	1-1	1-5	1-4	0-1	0-0	0-1	3-12	25.0
TOTAL	28-37	10-43	10-38	4-32	0-6	0-3	52-159	32.7
	75.7	23.2	26.3	12.5	0.0	0.0		

DRIVE CHARTS

Vanderbilt

Game	Drives	3 & Out	Pct.	Scores	Pct.	TD	Pct.
Hawai'i	11	2	18.2	4	36.0	4	36.4
Alabama A&M	13	1	7.7	7	53.8	6	46.2
at Wake Forest	10	0	0.0	3	30.0	3	30.0
at UNLV	15	2	13.3	7	46.7	4	26.7
Kentucky	15	4	26.7	5	33.3	3	20.0
Missouri	11	4	36.4	3	27.3	3	27.3
at Florida	11	3	27.3	2	18.2	2	18.2
Georgia	10	3	30.0	3	30.0	3	30.0
at Ole Miss	12	3	25.0	1	8.3	1	8.3
Auburn	13	6	46.2	1	7.7	1	7.7
at South Carolina	13	3	23.1	1	7.7	1	7.7
at Tennessee	14	3	21.4	4	28.6	3	21.4
TOTAL	148	33	22.2	41	27.7	34	23.0

OPENING DRIVES

First Half

Game	Vanderbilt			Opponent		
	Pts	Pl-Yd	TOP	Pts	Pl-Yd	TOP
Hawai'i	7	4-32	1:22	0	3-5	2:04
Alabama A&M	3	10-47	4:29	3	20-71	8:55
at Wake Forest	0	3-6	1:30	3	4-4	0:40
at UNLV	0	7-25	4:12	0	5-14	1:56
Kentucky	0	4-11	1:27	7	7-82	3:42
Missouri	0	6-15	2:20	3	14-69	5:43
at Florida	0	5-25	2:28	7	9-93	3:27
Georgia	7	5-75	2:53	0	4-7	1:45
at Ole Miss	0	3--3	1:31	7	6-75	1:39
Auburn	0	9-40	4:32	7	2-75	0:28
at South Carolina	0	4-5	3:18	0	7-45	2:16
at Tennessee	7	4-73	2:19	7	3-76	0:55
TOTAL	24			44		

Opponents

Game	Fumbles (lost)	Interceptions	Total TOs	Vandy Points Off TO
Hawai'i	1 (0)	2	2	0
Alabama A&M	0 (0)	1	1	0
at Wake Forest	1 (1)	0	1	0
at UNLV	2 (0)	1	1	7
Kentucky	1 (0)	2	2	3
Missouri	1 (1)	0	1	0
at Florida	0 (0)	1	1	7
Georgia	3 (1)	1	2	6
at Ole Miss	1 (0)	1	1	0
Auburn	0 (0)	1	1	7
at South Carolina	1 (0)	1	1	0
at Tennessee	1 (1)	0	0	0
TOTAL	12 (4)	11	15	30

Opponents

Game	1-3	4-6	7-9	10-14	15-19	20+	Tot	Pct.
Hawai'i	2-4	1-3	0-2	0-2	0-0	0-0	3-11	27.3
Alabama A&M	2-3	1-3	2-7	1-4	0-1	0-0	6-18	33.3
at Wake Forest	5-7	2-4	1-2	1-1	1-1	0-0	10-15	66.7
at UNLV	4-6	5-6	1-1	1-5	0-1	0-1	11-20	55.0
Kentucky	2-3	1-1	2-2	0-3	0-0	0-2	5-11	45.5
Missouri	0-3	2-4	2-2	2-2	0-0	0-1	6-12	50.0
at Florida	2-2	2-5	0-0	0-2	1-1	0-1	5-11	45.5
Georgia	9-10	2-3	0-2	0-1	0-0	0-0	11-16	68.8
at Ole Miss	3-4	1-1	1-5	0-2	0-1	0-0	5-13	38.5
Auburn	0-0	2-3	1-3	1-7	0-2	0-0	4-15	23.7
at South Carolina	3-4	0-0	1-3	0-1	1-2	0-0	5-10	50.0
at Tennessee	1-2	1-2	3-5	1-2	0-0	0-1	6-12	50.0
TOTAL	33-48	20-35	14-34	7-32	3-9	0-6	77-164	47.0
	68.8	57.1	41.2	21.9	33.3	0.0		

Opponents

Game	Drives	3 & Out	Pct.	Scores	Pct.	TD	Pct.
Hawai'i	11	3	27.3	4	36.4	4	36.4
Alabama A&M	12	4	33.3	3	25.0	1	8.3
at Wake Forest	11	1	9.1	6	54.5	3	27.0
at UNLV	15	3	20.0	8	53.3	4	26.7
Kentucky	14	4	28.6	5	35.7	4	28.6
Missouri	12	0	0.0	6	50.0	5	41.7
at Florida	11	1	9.1	6	54.5	5	45.5
Georgia	10	0	0.0	7	70.0	4	40.0
at Ole Miss	12	1	8.3	6	50.0	4	33.3
Auburn	14	3	21.4	5	35.7	4	28.6
at South Carolina	13	2	15.4	6	46.2	6	46.2
at Tennessee	12	2	16.7	8	66.7	6	50.0
TOTAL	147	24	16.3	70	47.6	48	32.7

Second Half

Game	Vanderbilt			Opponent		
	Pts	Pl-Yds	TOP	Pts	Pl-Yds	TOP
Hawai'i	0	3-4	1:39	0	3--3	1:48
Alabama A&M	7	6-75	2:42	7	2-73	0:40
at Wake Forest	0	4-74	3:12	3	8-55	2:18
at UNLV	0	8-16	4:55	3	13-59	4:45
Kentucky	0	3--1	1:34	0	3-0	0:22
Missouri	0	3--2	1:01	7	8-75	4:23
at Florida	0	4-16	2:44	0	3-2	2:35
Georgia	7	13-75	6:25	3	12-66	5:45
at Ole Miss	0	8-37	4:01	0	8-34	3:32
Auburn	0	3--8	1:39	7	3-75	1:16
at South Carolina	0	9-53	4:06	7	9-85	3:39
at Tennessee	0	6-44	3:55	7	6-80	1:28
TOTAL	14			44		

BIG PLAYS

Vanderbilt

Longest plays of the season

Type	Yards	Player	Opponent
Rush	40	Patrick Smith	Wake Forest
Rushing Touchdown	21	Patrick Smith	Hawai'i
Pass	85	Ken Seals to Will Sheppard	Florida
Passing Touchdown	85	Ken Seals to Will Sheppard	Florida
Punt Return	39	Will Sheppard	Alabama A&M
Kick Return	97	Jayden McGowan	Hawai'i
Interception Return	37	Martel Hight	UNLV
Fumble Return	4	Darren Agu	Missouri
Punt	71	Matthew Hayball	Hawai'i
Field Goal	44	Jacob Borcila	UNLV

35+ Yard Plays *TD

Yds	Player(s)	Opponent
85*	Pass: Ken Seals to Will Sheppard	Florida
56*	Pass: AJ Swann to London Humphreys	UNLV
52	Pass: Ken Seals to Junior Sherrill	Florida
50	Pass: AJ Swann to Jayden McGowan	Wake Forest
49*	Pass: Ken Seals to London Humphreys	Georgia
48	Pass: AJ Swann to London Humphreys	Wake Forest
45*	Pass: Ken Seals to Junior Sherrill	Missouri
41	Pass: AJ Swann to Gamarion Carter	Hawai'i
40	Rush: Patrick Smith	Wake Forest
40	Pass: AJ Swann to London Humphreys	UNLV
35	Pass: Ken Seals to Junior Sherrill	Alabama A&M
39	Pass: Ken Seals to Jayden McGowan	UNLV
39	Pass: AJ Swann to Gamarion Carter	Kentucky

15+ Yard Rushes *TD

Yds	Player	Opponent
40	Patrick Smith	Wake Forest
34	Ken Seals	Auburn
29	AJ Newberry	Auburn
27	Sedrick Alexander	Alabama A&M
25	AJ Swann	Alabama A&M
21*	Patrick Smith	Hawai'i
21	AJ Newberry	Ole Miss
20	Junior Sherrill	Alabama A&M
18	Jayden McGowan	Ole Miss
18	Walter Taylor	Ole Miss
17*	Sedrick Alexander	Alabama A&M
17	Sedrick Alexander	Tennessee
16	Jayden McGowan	Florida
16	Sedrick Alexander	Auburn
15	Walter Taylor	Ole Miss

Opponents

Longest plays of the season

Type	Yards	Player	Opponent
Rush	74	Tate Carney	Wake Forest
Rushing Touchdown	72	Mario Anderson	South Carolina
Pass	62	Xavier Lankford to Terrell Gardner	Alabama A&M
Passing Touchdown	62	Xavier Lankford to Terrell Gardner	Alabama A&M
Punt Return	22	Jacob DeJesus	UNLV
Kick Return	39	Brian Battie	Auburn
Interception Return	54	Maxwell Hairston	Kentucky
Fumble Return	41	Jerrae Williams	UNLV
Punt	63	Jeremy Crawshaw	Florida
Field Goal	48	Caden Davis	Ole Miss

35+ Yard Plays *TD

Yards	Player(s)	Opponent
74	Rush: Tate Carney	Wake Forest
72*	Rush: Mario Anderson	South Carolina
67*	Rush: Jarquez Hunter	Auburn
62*	Pass: Xavier Lankford to Terrell Gardner	Alabama A&M
62	Rush: Dajun Edwards	Georgia
57	Rush: Cash Jones	Georgia
56*	Rush: Jarquez Hunter	Auburn
56*	Pass: Joe Milton III to Ramel Keyton	Tennessee
55	Pass: Devin Leary to Barion Brown	Kentucky
53*	Pass: Payton Thorne to Rivaldo Fairweather	Auburn
50	Pass: Brayden Schager to Pofele Ashlock	Hawai'i
48*	Pass: Jayden Maiava to Jacob De Jesus	UNLV
48	Pass: Jayden Maiava to Ricky White	UNLV
48	Pass: Jaxson Dart to Dayton Wade	Ole Miss
46*	Pass: Joe Milton III to Ramel Keyton	Tennessee
45*	Pass: Brayden Schager to Steven McBride	Hawai'i
44*	Pass: Brady Cook to Marquis Johnson	Missouri
43	Rush: Treyaun Webb	Florida
40	Rush: Ryan Morrow	Alabama A&M
40	Rush: Quinshon Judkins	Ole Miss
39	Rush: Isaiah Nwokenkwo	Alabama A&M
39	Pass: Jaxson Dart to Dayton Wade	Ole Miss
39	Pass: Payton Thorne to Ja'Varrius Johnson	Auburn
39	Pass: Spencer Rattler to Xavier Legette	South Carolina
38	Rush: Ray Davis	Kentucky
37	Pass: Devin Leary to Barion Brown	Kentucky
36*	Rush: JuTahn McClain	Kentucky
36*	Rush: LaNorris Sellers	South Carolina
35	Pass: Brayden Schager to Pofele Ashlock	Hawai'i

15+ Yard Rushes *TD

Yards	Player	Opponent
74	Tate Carney	Wake Forest
72*	Mario Anderson	South Carolina
67*	Jarquez Hunter	Auburn
62	Dajun Edwards	Georgia
57	Cash Jones	Georgia
56*	Jarquez Hunter	Auburn
43	Treyaun Webb	Florida
40	Ryan Morrow	Alabama A&M
40	Quinshon Judkins	Ole Miss
39	Isaiah Nwokenkwo	Alabama A&M
38	Ray Davis	Kentucky
36*	JuTahn McClain	Kentucky
36*	LaNorris Sellers	South Carolina
34	Montrell Johnson Jr.	Florida
28	Montrell Johnson Jr.	Florida
28	Kendall Milton	Georgia
26	Jabari Small	Tennessee
24*	Jayden Maiava	UNLV
24	Jarquez Hunter	Auburn
22	Landon Sims	Hawai'i
22	Devin Leary	Kentucky

BIG PLAYS

20+ Yard Passes *TD

Yds	Players	Opponent
85*	Ken Seals to Will Sheppard	Florida
56*	AJ Swann to London Humphreys	UNLV
52	Ken Seals to Junior Sherrill	Florida
50	AJ Swann to Jayden McGowan	Wake Forest
49*	Ken Seals to London Humphreys	Georgia
48	AJ Swann to London Humphreys	Wake Forest
45*	Ken Seals to Junior Sherrill	Missouri
41	AJ Swann to Gamarion Carter	Hawai'i
40	AJ Swann to London Humphreys	UNLV
39	Ken Seals to Jayden McGowan	UNLV
39	AJ Swann to Gamarion Carter	Kentucky
35	Ken Seals to Junior Sherrill	Alabama A&M
34*	AJ Swann to Quincy Skinner Jr.	UNLV
33	AJ Swann to Will Sheppard	UNLV
32	AJ Swann to Jayden McGowan	Hawai'i
32*	AJ Swann to London Humphreys	Hawai'i
31	AJ Swann to Will Sheppard	UNLV
31*	Ken Seals to Will Sheppard	Missouri
30*	AJ Swann to London Humphreys	Wake Forest
30*	Ken Seals to Junior Sherrill	Auburn
29	Ken Seals to Will Sheppard	Missouri
28	AJ Swann to Jayden McGowan	UNLV
28	AJ Swann to Logan Kyle	Kentucky
28	Walter Taylor to Junior Sherrill	Ole Miss
28	Ken Seals to Will Sheppard	Auburn
27	AJ Swann to Justin Ball	Alabama A&M
27	Ken Seals to Will Sheppard	Missouri
27	Ken Seals to Richie Hoskins	Florida
27	AJ Swann to Will Sheppard	Tennessee
24	Ken Seals to Will Sheppard	Georgia
24	Ken Seals to Logan Kyle	Auburn
23	AJ Swann to London Humphreys	Alabama A&M
23	AJ Swann to Jayden McGowan	Alabama A&M
22	AJ Swann to Will Sheppard	Hawai'i
22	AJ Swann to Will Sheppard	UNLV
22	AJ Swann to Justin Ball	Kentucky
22	AJ Swann to Quincy Skinner Jr.	Tennessee
22	Ken Seals to Justin Ball	Tennessee
21	AJ Swann to Jayden McGowan	Alabama A&M
21	AJ Swann to Will Sheppard	Wake Forest
21	Ken Seals to Will Sheppard	Kentucky
22	Ken Seals to Quincy Skinner Jr.	Missouri
21	Ken Seals to Sedrick Alexander	Missouri
21*	Ken Seals to Richie Hoskins	Florida
21	AJ Swann to Junior Sherrill	Tennessee
20	Ken Seals to Jayden McGowan	Georgia
20	Ken Seals to London Humphreys	Auburn

21*	Jai'Den Thomas	UNLV
21	Dajun Edwards	Georgia
20	Dajun Edwards	Georgia
19	Nathaniel Peat	Missouri
19	Nathaniel Peat	Missouri
18*	Quinshon Judkins	Ole Miss
17	Demond Claiborne	Wake Forest
17	Demond Claiborne	Wake Forest
17	Kendall Milton	Georgia
16	Demond Claiborne	Wake Forest
16	JuTahn McClain	Kentucky
16	Ulysses Bentley IV	Ole Miss
16	Jaylen Wright	Tennessee
15	Demond Claiborne	Wake Forest
15	Montrell Johnson Jr.	Florida
15	Jaylen Wright	Tennessee

20+ Yard Passes *TD

Yards	Players	Opponent
62*	Xavier Lankford to Terrell Gardner	Alabama A&M
56*	Joe Milton III to Ramel Keyton	Tennessee
55	Devin Leary to Barion Brown	Kentucky
53*	Payton Thorne to Rivaldo Fairweather	Auburn
50	Brayden Schager to Pofele Ashlock	Hawai'i
48*	Jayden Maiava to Jacob De Jesus	UNLV
48	Jayden Maiava to Ricky White	UNLV
48	Jaxson Dart to Dayton Wade	Ole Miss
46*	Joe Milton III to Ramel Keyton	Tennessee
45*	Brayden Schager to Steven McBride	Hawai'i
44*	Brady Cook to Marquis Johnson	Missouri
39	Jaxson Dart to Dayton Wade	Ole Miss
39	Payton Thorne to Ja'Varrius Johnson	Auburn
39	Spencer Rattler to Xavier Legette	South Carolina
37	Devin Leary to Barion Brown	Kentucky
35	Brayden Schager to Pofele Ashlock	Hawai'i
34	Mitch Griffis to Ke'Shawn Williams	Wake Forest
34*	Joe Milton III to Jacob Warren	Tennessee
31	Carson Beck to Ladd McConkey	Georgia
30	Carson Beck to Dominic Lovett	Georgia
30	Spencer Rattler to Djay Braswell	South Carolina
29	Joe Milton III to McCallan Castles	Tennessee
28	Joe Milton III to Jacob Warren	Tennessee
27	Brady Cook to Luther Burden	Missouri
27	Joe Milton III to Squirrel White	Tennessee
26	Brady Cook to Luther Burden	Missouri
26*	Spencer Rattler to Blake O'Mega	South Carolina
24*	Mitch Griffis to Ke'Shawn Williams	Wake Forest
24	Jayden Maiava to Ricky White	UNLV
24	Brady Cook to Luther Burden	Missouri
24	Spencer Rattler to Joshua Simon	South Carolina
24*	Spencer Rattler to Ahmarean Brown	South Carolina
23	Brayden Schager to Solo Vaipulu	Hawai'i
23	Brady Cook to Theo Wease	Missouri
23	Graham Mertz to Arlis Nordingham	Florida
23	Jaxson Dart to Jordan Watkins	Ole Miss
23	Payton Thorne to Jay Fair	Auburn
22	Brayden Schager to Pofele Ashlock	Hawai'i
22*	Devin Leary to Dane Key	Kentucky
20	Brayden Schager to Greyson Morgan	Hawai'i
20	Graham Mertz to Arlis Bordingham	Florida
20	Carson Beck to Oscar Delp	Georgia
20	Joe Milton III to Jacob Warren	Tennessee

SCORING DRIVES

Vanderbilt

Game	Qtr	Pts	Plays	Yds	TOP	Scoring Play
HAW	1	6	4	32	1:22	Smith 21-yard rush (2-pt attempt failed)
HAW	2	7	8	84	4:41	Sheppard 7-yard pass from Swann (Borcila kick)
HAW	3	7	4	38	2:01	Sheppard 1-yard pass from Swann (Borcila kick)
HAW	4	7	10	87	2:56	Humphreys 32-yard pass from Swann (Borcila Kick)
AAMU	1	3	10	47	4:29	Borcila 23-yard field goal
AAMU	2	7	8	50	2:38	Sheppard 3-yard pass from Swann (Borcila kick)
AAMU	3	7	6	75	2:42	Sheppard 17-yard pass by Swann (Borcila kick)
AAMU	3	7	8	57	3:54	Swann 1-yard rush (Borcila kick)
AAMU	4	7	5	53	1:23	Alexander 17-yard rush (Borcila kick)
AAMU	4	7	2	19	0:45	Alexander 9-yard rush (Borcila kick)
AAMU	4	7	2	49	1:06	Johnson 17-yard pass by Seals (Borcila Kick)
WAKE	2	7	5	75	2:46	Sheppard 11-yard pass from Swann (Borcila kick)
WAKE	2	7	4	75	1:40	Sheppard 10-yard pass from Swann (Borcila kick)
WAKE	4	6	7	75	2:31	Humphreys 30-yard pass from Swann (2-pt attempt failed)
UNLV	1	3	11	48	6:01	Borcila 30-yard field goal
UNLV	2	7	4	68	1:24	Humphreys 56-yard pass from Swann (Borcila Kick)
UNLV	4	7	8	71	3:25	Ball 3-yard pass from Swann (Borcila kick)
UNLV	4	3	8	56	3:07	Borcila 32-yard field goal
UNLV	4	3	5	33	1:13	Borcila 44-yard field goal
UNLV	4	7	5	75	1:11	Skinner Jr. 34-yard pass from Swann (Borcila kick)
UK	2	3	6	52	2:02	Borcila 41-yard field goal
UK	2	7	6	57	1:38	Alexander 7-yard rush (Borcila kick)
UK	3	3	4	3	0:51	Borcila 32-yard field goal
UK	4	8	7	66	2:28	Smith 2-yard rush (2-pt conversion)
UK	4	7	14	75	3:52	Johnson 10-yard pass from Seals (Borcila kick)
MIZZ	1	7	8	76	3:05	Seals 6-yard rush (Borcila kick)
MIZZ	4	7	2	60	0:33	Sheppard 31-yard pass from Seals (Borcila kick)
MIZZ	4	7	3	75	1:34	Sherrill 45-yard pass from Seals (Borcila kick)
UF	1	7	2	89	0:39	Sheppard 85-yard pass from Seals (Borcila kick)
UF	3	7	6	75	2:32	Hoskins 21-yard pass from Seals (Borcila kick)
UGA	1	7	5	75	2:53	Humphreys 49-yard pass from Seals (Borcila kick)
UGA	4	7	13	75	6:25	Hoskins 3-yard pass from Seals (Borcila kick)
UGA	4	6	1	1	0:03	Alexander 1-yard rush (2-pt attempt failed)
OLE	3	7	10	65	5:30	W. Taylor 2-yard rush (Borcila kick)
AUB	3	8	4	44	2:34	Sherrill 30-yard pass from Seals (2-pt conversion)
USC	4	6	12	75	5:17	Skinner Jr. 19-yard pass from Seals (Borcila kick failed)
TEN	1	7	4	73	2:19	Sherrill 19-yard pass from Swann (Borcila kick)
TEN	2	3	11	54	5:40	Borcila 40-yard field goal
TEN	4	7	3	8	1:02	Seals 1-yard rush (Borcila kick)
TEN	4	7	9	77	5:08	Skinner Jr. 5-yard pass from Seals (Borcila kick)

Opponents

Game	Qtr	Pts	Plays	Yds	TOP	Scoring Play
HAW	1	7	8	75	4:13	McBride 9-yard pass from Schager (Shipley kick)
HAW	2	7	5	68	1:45	McBride 45-yard pass from Schager (Shipley Kick)
HAW	4	7	8	75	3:28	Ashlock 3-yard pass from Schager (Shipley kick)
HAW	4	7	6	67	2:18	Morris 1-yard rush (Shipley kick)
AAMU	1	3	20	71	8:55	Barbosa 21-yard field goal
AAMU	3	7	2	73	0:40	Gardner 62-yard pass from Lankford (Barbosa kick)
AAMU	4	3	10	63	5:11	Barbosa 29-yard field goal
WAKE	1	3	4	4	0:40	Dennis 25-yard field goal
WAKE	2	7	9	80	3:10	Banks 7-yard pass from Griffis (Dennis kick)
WAKE	2	7	14	75	6:41	Carney 1-yard rush (Dennis kick)
WAKE	3	3	8	55	2:18	Dennis 44-yard field goal
WAKE	4	6	7	50	3:15	Williams 24-yard pass from Griffis (2-pt attempt failed)
WAKE	4	3	11	73	6:44	Dennis 20-yard field goal
UNLV	2	7	4	61	1:27	Thomas 21-yard rush (Pizano kick)
UNLV	2	3	4	5	0:24	Pizano 27-yard field goal
UNLV	2	3	3	15	0:16	Pizano 31-yard field goal
UNLV	3	3	13	59	4:46	Pizano 34-yard field goal
UNLV	3	7	8	56	3:19	Maiava 24-yard rush (Pizano kick)
UNLV	4	7	6	75	2:24	De Jesus 48-yard pass from Maiava (Pizano kick)
UNLV	4	3	5	62	0:39	Pizano 36-yard field goal
UK	1	7	7	82	3:42	McClain 36-yard rush (Raynor kick)
UK	1	7	5	69	2:04	Davis 2-yard rush (Raynor kick)
UK	2	3	13	74	6:25	Raynor 27-yard field goal
UK	3	7	4	11	2:03	Davis 1-yard rush (Raynor kick)
UK	4	7	9	73	6:40	Key 22-yard pass from Leary (Raynor kick)
MIZZ	1	3	14	69	5:43	Mevis 23-yard field goal
MIZZ	2	7	12	85	6:15	Schrader 1-yard rush (Mevis kick)
MIZZ	2	7	7	59	2:27	Wease 12-yard pass from Cook (Mevis kick)
MIZZ	2	7	8	75	4:23	Burden 18-yard pass from Cook (Mevis kick)
MIZZ	4	7	4	65	1:49	Johnson 44-yard pass from Cook (Mevis kick)
MIZZ	4	7	3	19	1:19	Burden 17-yard pass from Cook (Mevis kick)
UF	1	7	9	93	3:27	Pearsall 14-yard rush (Smack kick)
UF	2	7	7	61	3:53	Boardingham 2-yard pass from Mertz (Smack kick)
UF	2	7	8	71	2:01	Johnson Jr. 7-yard rush (Smack kick)
UF	3	7	14	91	6:25	Wilson III 9-yard pass from Merz (Smack kick)
UF	4	3	7	54	3:24	Smack 40-yard field goal
UF	4	7	4	36	2:07	Bordingham 15-yard pass from Mertz (Smack kick)
UGA	1	7	8	71	2:56	Beck 1-yard rush (Woodring kick)
UGA	2	7	7	77	3:44	Milton 3-yard rush (Woodring kick)
UGA	2	3	16	55	7:47	Woodring 31-yard field goal
UGA	2	7	4	55	0:25	Lovett 4-yard pass from Beck (Woodring kick)
UGA	3	3	19	60	8:30	Woodring 44-yard field goal
UGA	4	7	12	66	5:45	Woodring 30-yard field goal
UGA	4	7	5	75	3:01	Edwards 1-yard rush (Woodring kick)
OLE	1	7	6	75	1:39	Judkins 18-yard rush (Davis kick)
OLE	1	3	4	2	1:16	Davis 27-yard field goal
OLE	1	3	10	38	3:58	Davis 48-yard field goal
OLE	2	7	6	72	2:52	Dart 1-yard rush (Davis kick)
OLE	2	6	5	32	1:53	Wade 6-yard pass from Dart (2-pt attempt failed)
OLE	4	7	9	47	3:16	Judkins 3-yard rush (Davis kick)
AUB	1	7	2	75	0:00	Hunter 67-yard rush (McPherson kick)
AUB	1	7	5	79	1:19	Hunter 56-yard rush (McPherson kick)
AUB	2	3	11	31	4:02	McPherson 32-yard field goal
AUB	3	7	3	75	1:16	Fairweather 53-yard pass from Thorne (McPherson kick)
AUB	3	7	7	64	2:13	Cobb 5-yard pass from Thorne (McPherson kick)
USC	1	6	5	46	2:44	Huntley 1-yard pass from Rattler (2-pt attempt failed)
USC	2	7	10	95	4:35	Rattler 1-yard rush (Jeter kick)
USC	3	7	9	85	3:39	Brown 24-yard pass from Rattler (Jeter kick)
USC	3	7	2	82	0:44	Anderson 72-yard rush (Jeter kick)
USC	4	7	5	39	2:45	Blake 26-yard pass from Rattler (Jeter kick failed)
USC	4	7	4	44	2:02	Sellers 36-yard rush (Jeter kick)
TEN	1	7	3	76	0:55	Keyton 56-yard pass from Milton III (Campbell kick)
TEN	1	7	4	39	1:03	Castles 10-yard pass from Milton III (Campbell kick)
TEN	2	7	4	73	1:12	Warren 34-yard pass from Milton III (Campbell kick)
TEN	2	3	7	59	2:17	Campbell 24-yard field goal
TEN	2	7	8	54	2:29	Milton III 2-yard rush (Campbell kick)
TEN	3	7	6	80	1:28	Keyton 46-yard pass from Milton III (Campbell kick)
TEN	3	7	10	81	3:30	Milton III 2-yard rush (Campbell kick)
TEN	4	3	17	66	5:10	Campbell 27-yard field goal

RECORDS QUICK GLANCE **Offense**

Rushing Yards

Game	1.	321 • Frank Mordica vs. Air Force, 1978
	10.	180 • Twice
	2023	89 • Sedrick Alexander vs. Ala. A&M
Season	1.	1,283 • Ralph Webb, 2016
	10.	1,028 • Ke'Shawn Vaughn, 2019
	2023	371 • Sedrick Alexander
Career	1.	4,173 • Ralph Webb, 2014-17
	10.	2,021 • Rodney Williams, 1998-2001
	Active	371 • Sedrick Alexander, 2023-present
Senior	1.	1,141 • Zac Stacy, 2012
	10.	675 • Lew Thomas, 2021
Junior	1.	1,283 • Ralph Webb, 2016
	10.	639 • Norval McKenzie, 2003
Sophomore	1.	1,152 • Ralph Webb, 2015
	10.	577 • Ronnie Gordon, 1994
Freshman	1.	907 • Ralph Webb, 2014
	10.	461 • Dean Davidson, 1947

Rushing Attempts

Game	1.	35 • Three times
	5.	31 • Ralph Webb, 2014
	2023	20 • Walter Taylor at Ole Miss
Season	1.	277 • Ralph Webb, 2015
	10.	198 • Ke'Shawn Vaughn, 2019
	2023	96 • Sedrick Alexander
Career	1.	931 • Ralph Webb
	10.	453 • Jay Cutler
	Active	96 • Sedrick Alexander, 2023-present

Rushing Touchdowns

Game	1.	5 • Frank Mordica vs. Air Force, 1978
	10.	3 • 12 times
	2023	2 • Sedrick Alexander vs. Ala. A&M
Season	1.	14 • Twice
	10.	9 • Three times
	2023	4 • Sedrick Alexander
Career	1.	32 • Ralph Webb, 2014-17
	9.	15 • Twice
	Active	4 • Sedrick Alexander

Passing Yards

Game	1.	464 • Whit Taylor at Tennessee, 1981
	10.	367 • Kyle Shurmur vs. Tennessee, 2018
	2023	335 • AJ Swann at UNLV
Season	1.	3,178 • Kurt Page, 1983
	10.	2,409 • Kyle Shurmur, 2016
	2023	1,457 • AJ Swann
Career	1.	8,865 • Kyle Shurmur, 2015-18
	10.	3,514 • John Gromos, 1985, 1987-89
Senior	1.	3,130 • Kyle Shurmur, 2018
	10.	1,585 • Riley Neal, 2019
Junior	1.	3,178 • Kurt Page, 1983
	10.	1,383 • Mike Wright, 1977
Sophomore	1.	2,409 • Kyle Shurmur, 2016
	10.	1,126 • Larry Smith, 2009
Freshman	1.	1,928 • Ken Seals, 2020
	10.	642 • Patton Robinette, 2013

Passing Attempts

Game	1.	66 • Jay Cutler vs. Kentucky, 2005
	10.	49 • Four times
	2023	40 • AJ Swann vs. Kentucky
Season	1.	493 • Kurt Page, 1983
	10.	350 • Kurt Page, 1984
	2023	196 • AJ Swann
Career	1.	1,264 • Kyle Shurmur, 2015-18
	10.	580 • John Gromos, 1985, 1987-89
	Active	--

Passing Completions

Game	1.	39 • Jay Cutler vs. Kentucky, 2005
	9.	29 • Five times
	2023	26 • AJ Swann at Wake Forest
Season	1.	286 • Kurt Page, 1983
	10.	193 • Austyn Carta-Saumels
	2023	107 • AJ Swann
Career	1.	722 • Kyle Shurmur, 2015-18
	10.	299 • Jordan Rodgers, 2011-12
	Active	--

Completion Pct.

Game	1.	88.6 • Kyle Shurmur vs. Tennessee, 2018
	10.	75.9 • Kyle Shurmur vs. Tennessee State, 2018
	2023	63.3 • AJ Swann vs. Hawai'i
Season	1.	74.4 • Jim Looney, 1953
	10.	58.7 • Ken Seals, 2023
	2023	58.7 • Ken Seals, 2023
Career	1.	60.5 • Ken Seals, 2020-23
	10.	51.2 • John Gromos, 1985, 1987-89
	Active	--

Passing Touchdowns

Game	1.	5 • Three times
	4.	4 • Nine Times
	2023	3 (3x) • AJ Swann at UNLV, vs. Wake Forest, vs. Hawai'i
Season	1.	26 • Kyle Shurmur, 2017
	10.	15 • Three times
	2023	12 • AJ Swann
Career	1.	64 • Kyle Shurmur, 2015-18
	10.	24 • Jordan Rodgers, 2011-12
	Active	--

Receptions

Game	1.	20 • Norman Jordan vs. Air Force, 1982
	9.	13 • Six times
	2023	8 • Will Sheppard at Wake Forest
Season	1.	112 • Jordan Matthews, 2013
	10.	70 • Chuck Scott, 1983
	2023	47 • Will Sheppard
Career	1.	262 • Jordan Matthews, 2010-13
	10.	136 • Trent Sherfield, 2014-17
	Active	37 • Quincy Skinner Jr., 2021-present
Senior	1.	112 • Jordan Matthews, 2013
	10.	53 • Tavarus Hogans, 1999
Junior	1.	97 • Keith Edwards, 1983
	10.	50 • Jared Pinkney, 2018 & Allama Matthews, 1981
Sophomore	1.	82 • Earl Bennett, 2006
	10.	41 • Three times
Freshman	1.	79 • Earl Bennett, 2005
	10.	28 • CJ Duncan, 2014 & Brandon Barden, 2008

Receiving Yards

Game	1.	240 • Trent Sherfield vs. Austin Peay, 2015
	10.	184 • Three times
	2023	109 • London Humphreys at Wake Forest
Season	1.	1,477 • Jordan Matthews, 2013
	10.	916 • Kalija Lipscomb, 2018
	2023	684 • Will Sheppard
Career	1.	3,759 • Jordan Matthews, 2010-13
	10.	1,869 • Trent Sherfield, 2014-17
	Active	442 • Quincy Skinner Jr., 2021-present

RECORDS QUICK GLANCE Defense & Special Teams

Tackles

Game	1.	37 • Chris Gaines vs. Tulane, 1987
	2023	16 • Jaylen Mahoney vs Georgia
Season	1.	214 • Chris Gaines, 1987
	10.	140 • Twice
	2023	74 • Langston Patterson
Career	1.	458 • Andrew Coleman, 1978-81
	10.	388 • Shelton Quarles, 1990-93
	Active	117 • C.J Taylor, 2021-present

Tackles for Loss

Game	1.	5.0 • Stephen Weatherly vs. Tenn., 2014
	2023	3.0 • Langston Patterson at Ole Miss
Season	1.	23.0 • Jamie Winborn, 1999
	10.	13.0 • Anfernee Orji, twice
	2023	8.0 • Langston Patterson
Career	1.	45.0 • Jamie Winborn
	8.	28.5 • Twice
	Active	14.5 • C.J Taylor, 2021-present

Sacks

Season	1.	12.0 • Alan Young, 1993
	10.	6.5 • Matt Stewart, 2000
	2023	5.5 • Nate Clifton
Career	1.	21.5 • Alan Young, 1989, 1991-93
	Active	4.0 • C.J Taylor, 2021-present

Interceptions

Game	1.	3 • Five times
	2023	2 • De'Rickey Wright vs. Hawai'i
Season	1.	8 • Twice
	10.	5 • 10 Times
	2023	2 • De'Rickey Wright, C.J Taylor
Career	1.	15 • Casey Hayward, 2008-11
	10.	10 • Five times
	Active	5 • De'Rickey Wright, 2020-present

Interception Return Yards

Game	1.	128 • Archibald Barnes vs. Tenn., 2011
	3.	100 • Trey Wilson vs. Presby., 2012
	2023	37 • Martel Hight at UNLV
Season	1.	182 • Trey Wilson, 2012
	2023	37 • Martel Hight
Career	1.	229 • Robert Davis, 1990-93
	Active	50 • De'Rickey Wright, 2020-present

INT Returns for TD

Season	1.	2 • Trey Wilson (twice) & Jay Chesley
Career	1.	4 • Trey Wilson, 2009-12

Forced Fumbles

Season	1.	5 • Three times
	4.	4 • Seven times
	2023	2 • C.J Taylor, De'Rickey Wright
Career	1.	8 • Twice
	4.	5 • Anfernee Orji & two others

Fumble Recoveries

Season	1.	5 • Reggie Calvin, 1977
	2.	4 • Seven times
	2023	1 • De'Rickey Wright, Darren Agu, Marlen Sewell, Langston Patterson
Career	1.	7 • Zach Cunningham, 2014-16
	2.	6 • Five times
	Active	2 • C.J Taylor, 2021-present

Pass Break-Ups

Season	1.	18 • Andre Hal, 2013
	10.	12 • Twice
	2023	6 • Jaylen Mahoney
Career	1.	34 • Twice
	5.	17 • Jimmy Williams, 1997-2000
	Active	11 • De'Rickey Wright, 2020-present

Field Goal Attempts

Game	1.	5 • Four times
	2023	4 • Jacob Borcila at UNLV
Season	1.	24 • Carey Spear, 2012
	9.	19 • Joseph Bulovas, six times
	2023	10 • Jacob Borcila
Career	1.	72 • Bryant Hahnfeldt, 2005-08
	5.	52 • Johnny Clark, 1986-89
	Active	--

Field Goals Made

Game	1.	4 • Twice
	2023	3 • Jacob Borcila at UNLV
Season	1.	20 • Carey Spear, 2012
	10.	13 • Four times
	2023	7 • Jacob Borcila
Career	1.	47 • John Markham, 1997-2000
	5.	38 • Tommy Openshaw, 2014-17
	Active	--

Field Goal Percentage

Season	1.	.857 • Hawkins Golden (12-14), 1973
	2023	.750 • Jacob Borcila
Career	1.	.780 • Carey Spear (39-50), 2010-13
	3.	.709 • Ryley Guay (22-31), 2017-19
	Active	--

Extra Point Attempts

Game	1.	9 • Zack Clinard vs. Tenn. Tech, 1947
	2023	6 • Jacob Borcila vs. Alabama A&M
Season	1.	48 • Zack Clinard, 1948 & Carey Spear, 2013
	3.	47 • Ryley Guay, 2018
	2023	30 • Jacob Borcila
Career	1.	121 • Bryant Hahnfeldt, 2005-08
	2.	111 • Tommy Openshaw, 2014-17
	Active	--

Extra Points Made

Game	1.	8 • Zack Clinard twice
	2023	4 • Jacob Borcila at UNLV
Season	1.	48 • Carey Spear, 2013
	2.	47 • Ryley Guay, 2018
	2023	29 • Jacob Borcila
Career	1.	117 • Bryan Hahnfeldt, 2005-08
	3.	101 • Carey Spear, 2010-13
	Active	--

Extra Point Pct.

Season	1.	1.000 • Joseph Bulovas, plus four
	2023	1.000 • Jacob Borcila (17-17)
Career	1.	.991 • Tommy Openshaw (110-111)
	3.	.967 • Bryan Hahnfeldt (117-121)
	Active	--

Punts

Game	1.	14 • Twice
	2023	8 • Matthew Hayball vs. Auburn
Season	1.	84 • Richard Kent, 2010
	6.	78 • Bill Marinangel, 1996
	2023	57 • Matthew Hayball
Career	1.	277 • Jim Arnold, 1979-82
	5.	207 • Richard Kent, 2010-12
	Active	--

Punt Yards

Game	1.	560 • Bill Marinangel at Georgia, 1996
	2023	359 • Matthew Hayball vs. Auburn
Season	1.	3,586 • Bill Marinangel, 1996
	7.	3,089 • Jim Arnold, 1981
	2023	2,713 • Matthew Hayball
Career	1.	12,171 • Jim Arnold, 1979-82
	5.	8,882 • Richard Kent, 2010-12
	Active	--

Punting Average

Game	1.	53.1 • Jim Arnold vs. North Carolina, 1982
	3.	50.0 • Parker Thome vs. South Carolina, 2018
	2023	55.5 • Matthew Hayball at Wake Forest
Season	1.	48.2 • Ricky Anderson, 1984
	10.	43.5 • Jim Arnold, 1981
	2023	47.6 • Matthew Hayball
Career	1.	46.5 • Matthew Hayball, 2022-23 (45.2 total)
	10.	40.4 • Brett Upson, 2006-09

Kickoff Returns

Game	1.	8 • Twice
	3.	7 • Three times
	2023	3 • Langston Patterson, Jayden McGowan
Season	1.	40 • Warren Norman, 2009
	8.	30 • Kwane Doster, 2004
	2023	19 • Jayden McGowan
Career	1.	108 • Darrius Sims, 2013-16
	3.	85 • Tony Jackson, 1989-93
	Active	6 • Langston Patterson, 2022-present

Kickoff Return Yards

Game	1.	243 • Kwane Doster at Ole Miss, 2002
	2.	217 • Darrius Sims vs. South Carolina, 2014
	2023	97 • Jayden McGowan vs. Hawai'i
Season	1.	1,050 • Warren Norman, 2009
	10.	616 • Kwane Doster, 2002
	2023	461 • Jayden McGowan
Career	1.	2,558 • Darrius Sims, 2013-16
	10.	1,388 • Clay Parker, 1981-83, 1985
	Active	43 • Langston Patterson, 2022-present

Punt Returns

Game	1.	8 • Twice
	3.	7 • Twice
	2023	2 • Will Sheppard (3x) and Jayden McGowan (2x)
Season	1.	43 • Lee Nalley, 1948
	9.	30 • Doug Matthews, 1968
	2023	18 • Will Sheppard
Career	1.	112 • Lee Nalley, 1947-49
	3.	85 • Tony Jackson, 1989-93
	Active	1 • Martel Hight, 2023-present

Punt Return Yards

Game	1.	203 • Lee Nalley vs. Kentucky, 1948
	2023	47 • Will Sheppard vs. Alabama A&M
Season	1.	791 • Lee Nalley, 1948
	5.	305 • Alvin Duke, 1995
	2023	89 • Will Sheppard
Career	1.	1,708 • Lee Nalley, 1947-49
	10.	402 • Walter Overton, 1971-72
	Active	22 • Martel Hight, 2023-present

RESULTS

	Date	Opponent		Score	Overall	Conf	Time	Attend
	08/26/2023	Hawaii	W	35-28	1-0	0-0	3:35	21406
	09/02/2023	Alabama A&M	W	47-13	2-0	0-0	3:25	22035
	09/09/2023	at Wake Forest	L	20-36	2-1	0-0	5:22	28363
	09/16/2023	at UNLV	L	37-40	2-2	0-0	3:46	22582
*	09/23/2023	Kentucky	L	28-45	2-3	0-1	3:37	26279
*	09/30/2023	Missouri	L	21-38	2-4	0-2	3:19	26332
*	10/07/2023	at Florida	L	14-38	2-5	0-3	3:17	89432
*	10/14/2023	Georgia	L	20-37	2-6	0-4	3:12	28500
*	10/28/2023	at Ole Miss	L	7-33	2-7	0-5	2:56	62914
*	11/04/2023	Auburn	L	15-31	2-8	0-6	3:06	28500
*	11/11/2023	at South Carolina	L	6-47	2-9	0-7	2:59	75682
*	11/25/2023	at Tennessee	L	24-48	2-10	0-8	3:50	101915

TEAM STATS

	VU	OPP
Scoring	274	434
Points per game	22.8	36.2
Points Off Turnovers	37	67
First Downs	204	269
Rushing	69	102
Passing	108	151
Penalty	27	16
Rushing Yardage	1143	2104
Yards gained rushing	1450	2354
Yards lost rushing	307	250
Rushing attempts	349	413
Average per rush	3.3	5.1
Average per game	95.3	175.3
TDs Rushing	10	23
Passing Yardage	2684	3355
Comp-Att-Int	217-390-12	290-421-12
Average per pass	6.9	8.0
Average per catch	12.4	11.6
Average per game	223.7	279.6
TDs Passing	23	26
Total offense	3827	5459
Total plays	739	834
Average per play	5.2	6.5
Average per game	318.9	454.9
Kick returns: #-Yards	27-545	25-544
Punt returns: #-Yards	15-145	16-160
Int returns: #-Yards	12-132	12-270
Kick return average	20.2	21.8
Punt return average	9.7	10.0
Int return average	11.0	22.5
Fumbles-Lost	18-7	12-4
Penalties-Yards	59-510	87-742
Average per game	42.5	61.8
Punts-Yards	59-2732	46-1856
Average per punt	46.3	40.3
Net punt average	42.2	36.2
Kickoffs-Yards	55-3463	86-5262
Average per kick	63.0	61.2
Net kick average	39.7	38.7
Time of possession / game	28:44	31:13
3rd-down conversion	52/157	77/164

TEAM STATS

	VU	OPP
4rd-down pct	30%	71%
Sacks by-Yards	21-145	27-175
Misc Yards	0	0
Touchdowns scored	36	54
Field goals - attempts	7-10	20-23
On-Side kicks	0-0	0-1
Red-zone scores	(26-34) 76%	(49-53) 92%
Red-zone touchdowns	(22-34) 65%	(30-53) 57%
PAT-attempts	(29-30) 97%	(50-51) 98%
2-point conversion-attempts	(3-6) 50%	(0-3) 0%
Attendance	153052	380888
Games / Avg per game	6/25509	6/63481
Neutral site games	-	0/0

Score by Periods

Team	1st	2nd	3rd	4th	OT	TOT
Vanderbilt	57	55	46	116	0	274
Opponents	98	136	86	114	0	434

INDIVIDUAL STATS

Rushing

Player	gp	att	gain	loss	net	avg	td	lg	avg/g
Sedrick Alexander	12	96	383	12	371	3.9	4	27	30.9
Patrick Smith	11	79	365	38	327	4.1	2	40	29.7
Jayden McGowan	12	18	115	6	109	6.1	0	18	9.1
Walter Taylor	5	30	137	34	103	3.4	1	18	20.6
AJ Newberry	4	20	104	8	96	4.8	0	29	24.0
Chase Gillespie	12	22	76	14	62	2.8	0	10	5.2
Ken Seals	10	40	126	96	30	0.8	2	34	3.0
Junior Sherrill	12	4	33	4	29	7.3	0	20	2.4
Logan Kyle	12	2	25	0	25	12.5	0	13	2.1
AJ Swann	6	27	79	63	16	0.6	1	25	2.7
London Humphreys	12	1	5	0	5	5.0	0	5	0.4
Matt Hayball	12	1	2	0	2	2.0	0	2	0.2
Justin Ball	12	1	0	5	-5	-5.0	0	0	-0.4
Team	12	8	0	27	-27	-3.4	0	0	-2.3
Total	12	349	1450	307	1143	3.3	10	40	95.3
Opponents	12	413	2354	250	2104	5.1	23	74	175.3

Passing

Player	gp	effic	comp-att-int	pct	yds	td	lg	avg/g
AJ Swann	6	130.1	107-196-7	54.6	1457	12	56	242.8
Ken Seals	10	130.0	105-179-4	58.7	1183	11	85	118.3
Walter Taylor	5	44.6	5-15-1	33.3	44	0	28	8.8
Total	12	126.8	217-390-12	55.6	2684	23	85	223.7
Opponents	12	150.5	290-421-12	68.9	3355	26	62	279.6

Receiving

Player	gp	no.	yds	avg	td	lg	avg/g
Will Sheppard	12	47	684	14.6	8	85	57.0
Jayden McGowan	12	36	383	10.6	0	50	31.9
London Humphreys	12	22	439	20.0	4	56	36.6
Quincy Skinner Jr.	10	20	204	10.2	3	34	20.4
Junior Sherrill	12	20	293	14.7	3	52	24.4
Sedrick Alexander	12	18	133	7.4	0	21	11.1
Justin Ball	12	15	131	8.7	1	27	10.9
Logan Kyle	12	11	103	9.4	0	28	8.6
Kamrean Johnson	12	10	99	9.9	2	17	8.3
Richie Hoskins	12	6	83	13.8	2	27	6.9
Chase Gillespie	12	5	28	5.6	0	13	2.3
Patrick Smith	11	4	15	3.8	0	15	1.4
Gamarion Carter	7	3	89	29.7	0	41	12.7
Total	12	217	2684	12.4	23	85	223.7
Opponents	12	290	3355	11.6	26	62	279.6

Punt Returns

Player	no.	yds	avg	td	lg
Will Sheppard	9	89	9.9	0	39
Jayden McGowan	5	34	6.8	0	29
Martel Hight	1	22	22.0	0	22
Total	15	145	9.7	0	39
Opponents	16	160	10.0	1	22

Interceptions

Player	no.	yds	avg	td	lg
De'Rickey Wright	2	9	4.5	0	9
CJ Taylor	2	35	17.5	0	35
Nate Clifton	1	5	5.0	0	5
John Howse IV	1	0	0.0	0	0
Tyson Russell	1	0	0.0	0	0
Nick Rinaldi	1	13	13.0	0	13
Langston Patterson	1	22	22.0	0	22
Bryce Cowan	1	5	5.0	1	5
Jeffrey Ugochukwu	1	6	6.0	0	6
Martel Hight	1	37	37.0	1	37
Total	12	132	11.0	2	37
Opponents	12	270	22.5	2	54

Kick Returns

Player	no.	yds	avg	td	lg
Jayden McGowan	19	461	24.3	1	97
Langston Patterson	4	14	3.5	0	5
Chase Gillespie	2	46	23.0	0	28
London Humphreys	1	23	23.0	0	23
Bryan Longwell	1	1	1.0	0	1
Total	27	545	20.2	1	97
Opponents	25	544	21.8	0	39

Fumble Returns

Player	no.	yds	avg	td	lg
Darren Agu	1	4	4.0	0	4
De'Rickey Wright	1	0	0.0	0	0
Marlen Sewell	1	0	0.0	0	0
Langston Patterson	1	0	0.0	0	0
Total	4	4	1.0	0	4
Opponents	7	66	9.4	2	41

INDIVIDUAL STATS

Scoring

Player	td	fg	PAT			dxd	saf	pts	
			kick	rush	rcv				pass
Jacob Borcila	-	7-10	29-30	-	-	-	-	50	
Will Sheppard	8	-	-	-	-	-	-	48	
Sedrick Alexander	4	-	-	-	-	-	-	24	
London Humphreys	4	-	-	-	-	-	-	24	
Quincy Skinner Jr.	3	-	-	-	2	-	-	22	
Junior Sherrill	3	-	-	1	-	-	-	20	
Ken Seals	2	-	-	-	-	-	-	12	
Patrick Smith	2	-	-	-	-	-	-	12	
Richie Hoskins	2	-	-	-	-	-	-	12	
Kamrean Johnson	2	-	-	-	-	-	-	12	
Justin Ball	1	-	-	-	-	-	-	6	
Jayden McGowan	1	-	-	-	-	-	-	6	
Bryce Cowan	1	-	-	-	-	-	-	6	
AJ Swann	1	-	-	-	-	2	-	6	
Walter Taylor	1	-	-	-	-	-	-	6	
Martel Hight	1	-	-	-	-	-	-	6	
Total	36	7-10	29-30	1	2	2	0	1	274
Opponents	54	20-23	50-51	0	0	0	0	0	434

Field Goals

Player	fg	pct.	01-19	20-29	30-39	40-49	50-99	lg	blk
Jacob Borcila	7-10	70.0	0-0	1-1	3-4	3-5	0-0	44	0
Opponents	20-23	87.0	0-0	10-10	6-6	4-7	0-0	48	0

FG Sequence

Team Name	Vanderbilt	Opponents
Alabama A&M	(23)	(21),(29)
UNLV	(30),(32),(44),33	(27),46,(31),(34),(36)
Kentucky	(41),(32)	(27)
Georgia	47	(31),(44),(30)
Auburn	43	(32)
Tennessee	(40)	(24),41,(27)
Wake Forest		(25),44,(44),(20)
Missouri		(23)
Florida		(40)
Ole Miss		(27),(48)

Numbers in (parentheses) indicate field goal was made

Total Offense

Player	g	plays	rush	pass	total	avg/g
AJ Swann	6	223	16	1457	1473	245.5
Ken Seals	10	219	30	1183	1213	121.3
Sedrick Alexander	12	96	371	0	371	30.9
Patrick Smith	11	79	327	0	327	29.7
Walter Taylor	5	45	103	44	147	29.4
Jayden McGowan	12	18	109	0	109	9.1
AJ Newberry	4	20	96	0	96	24.0
Chase Gillespie	12	22	62	0	62	5.2
Junior Sherrill	12	4	29	0	29	2.4
Logan Kyle	12	2	25	0	25	2.1
London Humphreys	12	1	5	0	5	0.4
Matt Hayball	12	1	2	0	2	0.2
Justin Ball	12	1	-5	0	-5	-0.4
Team	12	0	-27	0	-27	-2.3
Total	12	739	1143	2684	3827	318.9
Opponents	12	834	2104	3355	5459	454.9

Punting

Player	no.	yds	avg	lg	tb	fc	i20	50+	blk
Matt Hayball	57	2713	47.6	71	4	14	24	21	0
Team	2	19	9.5	0	0	0	0	0	2
Total	59	2732	46.3	71	4	14	24	21	2
Opponents	46	1856	40.3	63	3	14	12	9	2

Kickoffs

Player	no.	yds	avg	tb	ob	retn	net	ydIn
Will Faris	55	3463	63.0	22	4			
Total	55	3463	63.0	22	4	25	39.7	25
Opponents	86	5262	61.2	46	2	28	38.7	26

INDIVIDUAL STATS

All Purpose

Player	g	rush	rcv	pr	kr	ir	total	avg/g
Jayden McGowan	12	109	383	34	461	0	987	82.3
Will Sheppard	12	0	684	89	0	0	773	64.4
Sedrick Alexander	12	371	133	0	0	0	504	42.0
London Humphreys	12	5	439	0	23	0	467	38.9
Patrick Smith	11	327	15	0	0	0	342	31.1
Junior Sherrill	12	29	293	0	0	0	322	26.8
Quincy Skinner Jr.	10	0	204	0	0	0	204	20.4
Chase Gillespie	12	62	28	0	46	0	136	11.3
Logan Kyle	12	25	103	0	0	0	128	10.7
Justin Ball	12	-5	131	0	0	0	126	10.5
Walter Taylor	5	103	0	0	0	0	103	20.6
Kamrean Johnson	12	0	99	0	0	0	99	8.3
AJ Newberry	4	96	0	0	0	0	96	24.0
Gamarion Carter	7	0	89	0	0	0	89	12.7
Richie Hoskins	12	0	83	0	0	0	83	6.9
Martel Hight	11	0	0	22	0	37	59	5.4
Langston Patterson	11	0	0	0	14	22	36	3.3
CJ Taylor	9	0	0	0	0	35	35	3.9
Ken Seals	10	30	0	0	0	0	30	3.0
AJ Swann	6	16	0	0	0	0	16	2.7
Nick Rinaldi	12	0	0	0	0	13	13	1.1
De'Rickey Wright	10	0	0	0	0	9	9	0.9
Jeffrey Ugochukwu	11	0	0	0	0	6	6	0.5
Nate Clifton	12	0	0	0	0	5	5	0.4
Bryce Cowan	12	0	0	0	0	5	5	0.4
Matt Hayball	12	2	0	0	0	0	2	0.2
Bryan Longwell	12	0	0	0	1	0	1	0.1
Team	12	-27	0	0	0	0	-27	-2.3
Total	12	1143	2684	145	545	132	4649	387.4
Opponents	12	2104	3355	160	544	270	6433	536.1

OVERALL DEFENSE

##	Player	gp	Tackles				tfl/yds	Sacks no-yds	Pass defense			Fumbles		blkd	
			ua	a	tot				int-yds	brup	qbh	fr-yds	ff	kick	saf
10	Langston Patterson	11	38	36	74	8-36	1-24	1-22	.	2	1-0	1	1	.	
23	Jaylen Mahoney	11	38	21	59	1-1	.	.	6	
1	CJ Taylor	9	29	26	55	7.5-34	3-21	2-35	3	1	.	2	.	.	
32	Ethan Barr	12	21	34	55	3-15	1-12	.	1	1	.	1	.	.	
21	Savion Riley	8	34	14	48	
2	De'Rickey Wright	10	32	14	46	1-3	.	2-9	3	.	1-0	2	.	.	
19	Kane Patterson	10	18	25	43	6-22	2-14	.	1	
25	Martel Hight	11	25	13	38	.	.	1-37	1	
54	Bryan Longwell	12	18	18	36	0.5-0	1	.	
0	Aeneas DiCosmo	12	19	14	33	6-22	2.5-12	.	.	3	.	1	.	.	
15	Nate Clifton	12	12	18	30	7.5-39	5.5-33	1-5	.	4	
29	Miles Capers	12	17	12	29	3.5-6	1-2	.	.	2	
8	Tyson Russell	12	17	8	25	1-2	.	1-0	2	
7	Marlen Sewell	12	12	13	25	1-2	1-0	.	.	.	
12	Jeffrey Ugochukwu	11	12	11	23	3-15	1-9	1-6	
30	Trudell Berry	9	16	5	21	1-3	.	.	4	
24	Nick Rinaldi	12	10	11	21	1-6	.	1-13	.	1	
33	Boubacar Diakite	11	6	14	20	2.5-12	1-10	.	1	1	
11	Darren Agu	10	4	12	16	1-3	0.5-2	.	2	2	1-4	.	.	.	
99	Devin Lee	12	3	12	15	1-2	0.5-1	.	.	3	
27	John Howse IV	11	5	10	15	.	.	1-0	1	
22	Bryce Cowan	12	8	7	15	2.5-10	.	1-5	1	
91	Christian James	7	4	8	12	.	.	.	1	1	
94	Bradley Mann	12	6	6	12	3.5-6	1-2	.	.	3	
5	Yilanan Ouattara	9	2	9	11	1.5-6	0.5-2	.	2	1	
26	BJ Anderson	3	5	3	8	.	.	.	3	
98	De'Marion Thomas	10	1	6	7	0.5-1	
95	Linus Zunk	9	3	4	7	1.5-3	0.5-1	.	.	1	
48	Kamrean Johnson	12	4	2	6	
36	Alan Wright	12	3	3	6	.	.	.	2	
34	Quantaves Gaskins	5	4	1	5	
56	Alex Brown	4	2	2	4	1-1	
31	Michael Spencer	6	.	3	3	
76	Grayson Morgan	7	2	.	2	
3	Quincy Skinner Jr.	10	1	1	2	
17	Gamarion Carter	7	1	1	2	
83	London Humphreys	12	1	1	2	
38	Will Faris	12	1	1	2	
45	Matt Hayball	12	1	.	1	
5	AJ Swann	6	1	.	1	
8	Ken Seals	10	1	.	1	

OVERALL DEFENSE

##	Player	gp	Tackles				Sacks	Pass defense			Fumbles		blkd	
			ua	a	tot	tfl/yds	no-yds	int-yds	brup	qbh	fr-yds	ff	kick	saf
28	Sedrick Alexander	12	1	.	1
62	Julian Hernandez	12	1	.	1
84	Justin Ball	12	1	.	1
85	Junior Sherrill	12	1	.	1
6	Jayden McGowan	12	.	1	1
Totals		12	442	400	842	66-250	21-145	12-132	34	26	4-4	7	2	1
Opponents		12	374	312	686	70-289	27-175	12-270	65	52	7-66	11	2	0

TEAM GAME-BY-GAME

Date	Opponent	Rushing				Receiving				Passing				Kick Returns				Punt Returns				tot off
		no.	yds	td	lg	no.	yds	td	lg	cmp-att-int	yds	td	lg	no.	yds	td	lg	no.	yds	td	lg	
08/26/2023	Hawaii	26	39	1	21	19	258	3	41	19-30-0	258	3	41	1	97	1	97	1	27	0	27	297
09/02/2023	Alabama A&M	34	215	3	27	17	246	3	35	17-31-1	246	3	35	3	69	0	29	5	78	0	39	461
09/09/2023	at Wake Forest	24	109	0	40	26	314	3	50	26-39-2	314	3	50	2	44	0	22	2	-11	0	0	423
09/16/2023	at UNLV	38	83	0	13	18	337	3	56	18-37-1	337	3	56	6	81	0	28	1	5	0	5	420
09/23/2023	Kentucky	27	97	2	8	20	231	1	39	20-47-3	231	1	39	1	27	0	27	0	0	0	0	328
09/30/2023	Missouri	20	41	1	10	20	259	2	45	20-31-1	259	2	45	2	32	0	21	0	0	0	0	300
10/07/2023	at Florida	19	64	0	16	19	280	2	85	19-34-0	280	2	85	1	0	0	0	1	17	0	17	344
10/14/2023	Georgia	15	18	1	7	19	201	2	49	19-29-1	201	2	49	2	24	0	20	0	0	0	0	219
10/28/2023	at Ole Miss	44	169	1	21	8	60	0	28	8-20-2	60	0	28	1	18	0	18	0	0	0	0	229
11/04/2023	Auburn	30	100	0	34	17	166	1	30	17-32-1	166	1	30	2	36	0	35	4	33	0	29	266
11/11/2023	at South Carolina	42	130	0	13	13	104	1	19	13-28-0	104	1	19	3	62	0	29	0	0	0	0	234
11/25/2023	at Tennessee	30	78	1	17	21	228	2	27	21-32-0	228	2	27	3	55	0	22	1	-4	0	0	306
Vanderbilt		349	1143	10	40	217	2684	23	85	217-390-12	2684	23	85	27	545	1	97	15	145	0	39	3827
Opponents		413	2104	23	74	290	3355	26	62	290-421-12	3355	26	62	25	544	0	39	16	160	1	22	5459

Vanderbilt Averages

Games	Avg/ rush	Avg/ catch	Pass effic	KR avg	PR avg	All purpose avg/game	Total offense avg/game
12	3.3	12.4	126.8	20.2	9.7	387.4	318.9

Date	Opponent	Tackles			Sacks	Fumble	Pass Defense			blkd	PAT attempts			off						
		ua	a	total			tfl-yds	no-yds	ff		fr-yds	int-yds	qbh	brup	kick	kick	rush	rcv	saf	t/o
08/26/2023	Hawaii	37	22	59	8.0-28	3-18	1	0-0	2-9	4	4	0	3-3	0	1	0	0	0	0	35
09/02/2023	Alabama A&M	30	40	70	7.0-26	2-18	0	0-0	1-5	3	2	2	6-6	0	0	1	0	0	47	
09/09/2023	at Wake Forest	43	32	75	2.0-11	2-11	1	1-0	0-0	1	5	0	2-2	0	0	0	0	0	20	
09/16/2023	at UNLV	26	64	90	9.0-29	2-12	1	0-0	2-50	0	2	0	4-4	0	0	0	7	37		
09/23/2023	Kentucky	20	34	54	4.0-16	1-4	1	0-0	2-6	3	4	0	2-2	0	1	0	3	28		
09/30/2023	Missouri	43	28	71	6.0-14	0-0	1	1-4	0-0	4	2	0	3-3	0	0	0	0	21		
10/07/2023	at Florida	43	40	83	5.0-20	3-15	0	0-0	1-0	1	0	0	2-2	0	0	0	7	14		
10/14/2023	Georgia	46	32	78	4.0-22	2-18	1	1-0	1-35	3	3	0	2-2	0	0	0	6	20		
10/28/2023	at Ole Miss	41	34	75	8.0-47	3-38	1	0-0	1-22	3	1	0	1-1	0	0	0	0	7		
11/04/2023	Auburn	35	28	63	7.0-20	2-4	0	0-0	1-5	1	3	0	1-1	1	0	0	7	15		
11/11/2023	at South Carolina	38	12	50	4.0-9	0-0	0	0-0	1-0	2	2	0	0-1	0	0	0	0	6		
11/25/2023	at Tennessee	40	34	74	2.0-8	1-7	0	1-0	0-0	1	6	0	3-3	0	0	0	7	24		
Vanderbilt		442	400	842	66.0-250	21-145	7	4-4	12-132	26	34	2	29-30	1	2	1	37	274		
Opponents		374	312	686	70.0-289	27-175	11	7-66	12-270	52	65	2	50-51	0	0	0	67	434		

Date	Opponent	Punting								Field Goals			Kickoffs					
		no.	yds	avg	long	blkd	tb	fc	50+	i20	md-att	long	blkd	no.	yds	avg	tb	ob
08/26/2023	Hawaii	3	161	53.7	71	0	2	1	1	0	0-0	0	0	6	379	63.2	2	0
09/02/2023	Alabama A&M	2	106	53.0	54	0	0	2	2	1	1-1	23	0	8	505	63.1	4	0
09/09/2023	at Wake Forest	2	111	55.5	63	0	0	0	1	1	0-0	0	0	4	251	62.8	2	0
09/16/2023	at UNLV	3	153	51.0	58	0	0	1	2	1	3-4	44	0	8	503	62.9	4	0
09/23/2023	Kentucky	7	352	50.3	62	0	0	4	4	5	2-2	41	0	6	376	62.7	4	1
09/30/2023	Missouri	6	288	48.0	64	0	0	1	2	1	0-0	0	0	4	254	63.5	0	1
10/07/2023	at Florida	5	232	46.4	60	0	0	1	1	2	0-0	0	0	3	192	64.0	1	0
10/14/2023	Georgia	3	121	40.3	46	0	0	2	0	0	0-1	0	0	4	257	64.3	2	0
10/28/2023	at Ole Miss	4	206	51.5	64	0	0	1	2	2	0-0	0	0	2	130	65.0	1	0
11/04/2023	Auburn	8	359	44.9	59	0	1	0	2	2	0-1	0	0	3	190	63.3	1	0
11/11/2023	at South Carolina	8	321	40.1	54	1	0	1	3	5	0-0	0	0	2	127	63.5	0	1
11/25/2023	at Tennessee	8	322	40.3	57	1	1	0	1	4	1-1	40	0	5	299	59.8	1	1
Vanderbilt		59	2732	46.3	71	2	4	14	21	24	7-10	44	0	55	3463	63.0	22	4
Opponents		46	1856	40.3	63	2	3	14	9	12	20-23	48	0	86	5262	61.2	46	2

OPPONENT GAME-BY-GAME

Date	Opponent	Rushing				Receiving				Passing				Kick Returns				Punt Returns				tot off
		no.	yds	td	lg	no.	yds	td	lg	cmp-att-int	yds	td	lg	no.	yds	td	lg	no.	yds	td	lg	
08/26/2023	Hawaii	25	40	1	22	27	351	3	50	27-35-2	351	3	50	4	90	0	30	0	0	0	0	391
09/02/2023	Alabama A&M	33	135	0	39	18	143	1	62	18-34-1	143	1	62	3	50	0	19	0	0	0	0	278
09/09/2023	at Wake Forest	48	288	1	74	17	196	2	34	17-26-0	196	2	34	1	15	0	15	1	2	0	2	484
09/16/2023	at UNLV	40	127	2	24	21	276	1	48	21-37-2	276	1	48	4	101	0	36	1	22	0	22	403
09/23/2023	Kentucky	31	160	3	38	15	205	1	55	15-29-2	205	1	55	1	13	0	13	0	0	0	0	365
09/30/2023	Missouri	34	137	1	19	33	395	4	44	33-41-0	395	4	44	1	14	0	14	1	17	0	17	532
10/07/2023	at Florida	30	215	2	43	34	280	3	23	34-41-1	280	3	23	2	44	0	22	2	21	0	18	495
10/14/2023	Georgia	39	291	3	62	29	261	1	31	29-39-1	261	1	31	2	47	0	26	1	-3	0	0	552
10/28/2023	at Ole Miss	40	177	3	40	20	254	1	48	20-29-1	254	1	48	1	21	0	21	1	19	0	19	431
11/04/2023	Auburn	37	230	2	67	17	194	2	53	17-27-1	194	2	53	2	60	0	39	3	14	0	6	424
11/11/2023	at South Carolina	24	136	3	72	28	351	3	39	28-36-1	351	3	39	1	15	0	15	2	28	1	18	487
11/25/2023	at Tennessee	32	168	2	26	31	449	4	56	31-47-0	449	4	56	3	74	0	33	4	40	0	20	617
Opponents		413	2104	23	74	290	3355	26	62	290-421-12	3355	26	62	25	544	0	39	16	160	1	22	5459
Vanderbilt		349	1143	10	40	217	2684	23	85	217-390-12	2684	23	85	27	545	1	97	15	145	0	39	3827

Opponents Averages

Games	Avg/ rush	Avg/ catch	Pass effic	KR avg	PR avg	All purpose avg/game	Total offense avg/game
12	5.1	11.6	150.5	21.8	10.0	536.1	454.9

Date	Opponent	Tackles			Sacks	Fumble	Pass Defense			blkd	PAT attempts			off						
		ua	a	total			tfl-yds	no-yds	ff		fr-yds	int-yds	qbh	brup	kick	kick	rush	rcv	saf	t/o
08/26/2023	Hawaii	35	6	41	9.0-44	3-26	0	0-0	0-0	2	6	0	4-4	0	0	0	0	0	0	28
09/02/2023	Alabama A&M	37	28	65	4.0-12	1-2	0	0-0	1-8	1	6	0	1-1	0	0	0	0	0	0	13
09/09/2023	at Wake Forest	28	38	66	3.0-11	2-8	1	1-31	2-66	4	7	0	3-3	0	0	0	0	3	36	
09/16/2023	at UNLV	29	52	81	10.0-30	3-12	4	3-31	1-36	0	6	0	4-4	0	0	0	0	13	40	
09/23/2023	Kentucky	37	10	47	2.0-3	1-2	0	0-0	3-84	8	7	0	6-6	0	0	0	0	21	45	
09/30/2023	Missouri	28	22	50	5.0-21	1-13	0	0-0	1-0	10	3	0	5-5	0	0	0	0	0	38	
10/07/2023	at Florida	24	24	48	6.0-21	2-13	3	1-4	0-0	6	5	0	5-5	0	0	0	0	7	38	
10/14/2023	Georgia	23	12	35	4.0-9	1-6	0	0-0	1-8	4	3	0	4-4	0	0	0	0	7	37	
10/28/2023	at Ole Miss	31	38	69	7.0-47	5-37	1	0-0	2-35	4	5	0	3-3	0	0	0	0	3	33	
11/04/2023	Auburn	38	14	52	9.0-49	5-37	1	0-0	1-33	2	7	0	4-4	0	0	0	0	0	31	
11/11/2023	at South Carolina	33	34	67	4.0-13	1-7	1	2-0	0-0	6	8	1	5-6	0	0	0	0	13	47	
11/25/2023	at Tennessee	31	34	65	7.0-29	2-12	0	0-0	0-0	5	2	1	6-6	0	0	0	0	0	48	
Opponents		374	312	686	70.0-289	27-175	11	7-66	12-270	52	65	2	50-51	0	0	0	0	67	434	
Vanderbilt		442	400	842	66.0-250	21-145	7	4-4	12-132	26	34	2	29-30	1	2	1	37	274		

Date	Opponent	Punting								Field Goals			Kickoffs					
		no.	yds	avg	long	blkd	tb	fc	50+	i20	md-att	long	blkd	no.	yds	avg	tb	ob
08/26/2023	Hawaii	4	138	34.5	55	0	0	1	1	1	0-0	0	0	4	254	63.5	1	0
09/02/2023	Alabama A&M	8	279	34.9	56	2	0	0	2	0	2-2	29	0	5	289	57.8	2	0
09/09/2023	at Wake Forest	2	73	36.5	42	0	0	0	0	1	3-4	44	0	8	517	64.6	6	0
09/16/2023	at UNLV	5	212	42.4	50	0	0	3	1	0	4-5	36	0	9	484	53.8	2	0
09/23/2023	Kentucky	5	204	40.8	48	0	1	2	0	0	1-1	27	0	8	523	65.4	6	0
09/30/2023	Missouri	3	125	41.7	44	0	1	0	0	2	1-1	23	0	7	448	64.0	5	0
10/07/2023	at Florida	3	175	58.3	63	0	1	0	3	1	1-1	40	0	7	447	63.9	6	0
10/14/2023	Georgia	0	0	0.0	0	0	0	0	0	0	3-3	44	0	8	498	62.3	2	0
10/28/2023	at Ole Miss	3	96	32.0	38	0	0	2	0	1	2-2	48	0	7	453	64.7	6	0
11/04/2023	Auburn	7	318	45.4	53	0	0	3	2	3	1-1	32	0	6	358	59.7	2	1
11/11/2023	at South Carolina	3	117	39.0	47	0	0	2	0	2	0-0	0	0	8	435	54.4	3	1
11/25/2023	at Tennessee	3	119	39.7	47	0	0	1	0	1	2-3	27	0	9	556	61.8	5	0
Opponents		46	1856	40.3	63	2	3	14	9	12	20-23	48	0	86	5262	61.2	46	2
Vanderbilt		59	2732	46.3	71	2	4	14	21	24	7-10	44	0	55	3463	63.0	22	4

TEAM GAME HIGHS

RUSHES	44	at Ole Miss (10/28/2023)
YARDS RUSHING	215	Alabama A&M (09/02/2023)
YARDS PER RUSH	6.3	Alabama A&M (09/02/2023)
TD RUSHES	3	Alabama A&M (09/02/2023)
PASS ATTEMPTS	47	Kentucky (09/23/2023)
PASS COMPLETIONS	26	at Wake Forest (09/09/2023)
YARDS PASSING	337	at UNLV (09/16/2023)
YARDS PER PASS	9.1	at UNLV (09/16/2023)
TD PASSES	3	at UNLV (09/16/2023)
	3	at Wake Forest (09/09/2023)
	3	Alabama A&M (09/02/2023)
	3	Hawaii (08/26/2023)
TOTAL PLAYS	75	at UNLV (09/16/2023)
TOTAL OFFENSE	461	Alabama A&M (09/02/2023)
YARDS PER PLAY	7.1	Alabama A&M (09/02/2023)
POINTS	47	Alabama A&M (09/02/2023)
SACKS BY	3	at Ole Miss (10/28/2023)
	3	at Florida (10/07/2023)
	3	Hawaii (08/26/2023)
FIRST DOWNS	24	Alabama A&M (09/02/2023)
PENALTIES	10	at Tennessee (11/25/2023)
PENALTY YARDS	83	at Tennessee (11/25/2023)
TURNOVERS	4	at UNLV (09/16/2023)
PUNTS	8	at Tennessee (11/25/2023)
	8	at South Carolina (11/11/2023)
	8	Auburn (11/04/2023)
PUNTING AVG	55.5	at Wake Forest (09/09/2023)
LONG PUNT	71	Hawaii (08/26/2023)
PUNTS INSIDE 20	5	at South Carolina (11/11/2023)
	5	Kentucky (09/23/2023)
LONG PUNT RETURN	39	Alabama A&M (09/02/2023)

OPPONENT GAME HIGHS

RUSHES	48	at Wake Forest (09/09/2023)
YARDS RUSHING	291	Georgia (10/14/2023)
YARDS PER RUSH	7.5	Georgia (10/14/2023)
TD RUSHES	3	at South Carolina (11/11/2023)
	3	at Ole Miss (10/28/2023)
	3	Georgia (10/14/2023)
	3	Kentucky (09/23/2023)
PASS ATTEMPTS	47	at Tennessee (11/25/2023)
PASS COMPLETIONS	34	at Florida (10/07/2023)
YARDS PASSING	449	at Tennessee (11/25/2023)
YARDS PER PASS	10.0	Hawaii (08/26/2023)
TD PASSES	4	at Tennessee (11/25/2023)
	4	Missouri (09/30/2023)
TOTAL PLAYS	79	at Tennessee (11/25/2023)
TOTAL OFFENSE	617	at Tennessee (11/25/2023)
YARDS PER PLAY	8.1	at South Carolina (11/11/2023)
POINTS	48	at Tennessee (11/25/2023)
SACKS BY	5	Auburn (11/04/2023)
	5	at Ole Miss (10/28/2023)
FIRST DOWNS	31	at Tennessee (11/25/2023)
PENALTIES	10	at Tennessee (11/25/2023)
	10	Kentucky (09/23/2023)
	10	at UNLV (09/16/2023)
PENALTY YARDS	108	at Tennessee (11/25/2023)
TURNOVERS	2	Georgia (10/14/2023)
	2	Kentucky (09/23/2023)
	2	at UNLV (09/16/2023)
	2	Hawaii (08/26/2023)
PUNTS	8	Alabama A&M (09/02/2023)
PUNTING AVG	58.3	at Florida (10/07/2023)
LONG PUNT	63	at Florida (10/07/2023)
PUNTS INSIDE 20	3	Auburn (11/04/2023)
LONG PUNT RETURN	22	at UNLV (09/16/2023)

TEAM GAME LOWS

RUSHES	15	Georgia (10/14/2023)
YARDS RUSHING	18	Georgia (10/14/2023)
YARDS PER RUSH	1.2	Georgia (10/14/2023)
TD RUSHES	0	at South Carolina (11/11/2023)
	0	Auburn (11/04/2023)
	0	at Florida (10/07/2023)
	0	at UNLV (09/16/2023)
	0	at Wake Forest (09/09/2023)
PASS ATTEMPTS	20	at Ole Miss (10/28/2023)
PASS COMPLETIONS	8	at Ole Miss (10/28/2023)
YARDS PASSING	60	at Ole Miss (10/28/2023)
YARDS PER PASS	3.0	at Ole Miss (10/28/2023)
TD PASSES	0	at Ole Miss (10/28/2023)
TOTAL PLAYS	44	Georgia (10/14/2023)
TOTAL OFFENSE	219	Georgia (10/14/2023)
YARDS PER PLAY	3.3	at South Carolina (11/11/2023)
POINTS	6	at South Carolina (11/11/2023)
SACKS BY	0	at South Carolina (11/11/2023)
	0	Missouri (09/30/2023)
FIRST DOWNS	9	Georgia (10/14/2023)
PENALTIES	2	at South Carolina (11/11/2023)
	2	at UNLV (09/16/2023)
PENALTY YARDS	10	at South Carolina (11/11/2023)
INTERCEPTIONS BY	0	at Tennessee (11/25/2023)
	0	Missouri (09/30/2023)
	0	at Wake Forest (09/09/2023)
PUNTS	2	at Wake Forest (09/09/2023)
	2	Alabama A&M (09/02/2023)
PUNTING AVG	40.1	at South Carolina (11/11/2023)
LONG PUNT	46	Georgia (10/14/2023)
PUNTS INSIDE 20	0	Georgia (10/14/2023)
	0	Hawaii (08/26/2023)
LONG PUNT RETURN	0	at Tennessee (11/25/2023)
	0	at South Carolina (11/11/2023)
	0	at Ole Miss (10/28/2023)
	0	Georgia (10/14/2023)
	0	Missouri (09/30/2023)
	0	Kentucky (09/23/2023)
	0	at Wake Forest (09/09/2023)

OPPONENT GAME LOWS

RUSHES	24	at South Carolina (11/11/2023)
YARDS RUSHING	40	Hawaii (08/26/2023)
YARDS PER RUSH	1.6	Hawaii (08/26/2023)
TD RUSHES	0	Alabama A&M (09/02/2023)
PASS ATTEMPTS	26	at Wake Forest (09/09/2023)
PASS COMPLETIONS	15	Kentucky (09/23/2023)
YARDS PASSING	143	Alabama A&M (09/02/2023)
YARDS PER PASS	4.2	Alabama A&M (09/02/2023)
TD PASSES	1	at Ole Miss (10/28/2023)
	1	Georgia (10/14/2023)
	1	Kentucky (09/23/2023)
	1	at UNLV (09/16/2023)
	1	Alabama A&M (09/02/2023)
TOTAL PLAYS	60	at South Carolina (11/11/2023)
	60	Kentucky (09/23/2023)
	60	Hawaii (08/26/2023)
TOTAL OFFENSE	278	Alabama A&M (09/02/2023)
YARDS PER PLAY	4.1	Alabama A&M (09/02/2023)
POINTS	13	Alabama A&M (09/02/2023)
SACKS BY	1	at South Carolina (11/11/2023)
	1	Georgia (10/14/2023)
	1	Missouri (09/30/2023)
	1	Kentucky (09/23/2023)
	1	Alabama A&M (09/02/2023)
FIRST DOWNS	14	Auburn (11/04/2023)
	14	Alabama A&M (09/02/2023)
PENALTIES	3	at Wake Forest (09/09/2023)
PENALTY YARDS	25	at Wake Forest (09/09/2023)
INTERCEPTIONS BY	0	at Tennessee (11/25/2023)
	0	at South Carolina (11/11/2023)
	0	at Florida (10/07/2023)
	0	Hawaii (08/26/2023)
PUNTS	0	Georgia (10/14/2023)
PUNTING AVG	0.0	Georgia (10/14/2023)
LONG PUNT	0	Georgia (10/14/2023)
PUNTS INSIDE 20	0	Georgia (10/14/2023)
	0	Kentucky (09/23/2023)
	0	at UNLV (09/16/2023)
	0	Alabama A&M (09/02/2023)
LONG PUNT RETURN	0	Georgia (10/14/2023)
	0	Kentucky (09/23/2023)
	0	Alabama A&M (09/02/2023)
	0	Hawaii (08/26/2023)

PASSING GAME-BY-GAME

#2 Walter Taylor	Comp	Att	Int	Pct	Yards	TD	Long	Sacked	Effic.
Ole Miss	4	12	1	33.3	38	0	28	3-24	43.3
Auburn	1	3	0	33.3	6	0	6	0-0	50.1
Totals	5	15	1	33.3	44	0	28	3-24	44.6

#5 AJ Swann	Comp	Att	Int	Pct	Yards	TD	Long	Sacked	Effic.
Hawaii	19	30	0	63.3	258	3	41	3-26	168.6
Alabama A&M	15	29	1	51.7	194	2	27	1-2	123.8
Wake Forest	26	39	2	66.7	314	3	50	2-8	149.4
UNLV	17	35	1	48.6	335	3	56	2-7	151.5
Kentucky	16	40	3	40.0	189	0	39	1-2	64.7
Tennessee	14	23	0	60.9	167	1	27	2-12	136.2
Totals	107	196	7	54.6	1457	12	56	11-57	130.1

#8 Ken Seals	Comp	Att	Int	Pct	Yards	TD	Long	Sacked	Effic.
Alabama A&M	2	2	0	100.0	52	1	35	0-0	483.4
UNLV	1	2	0	50.0	2	0	2	1-5	58.4
Kentucky	4	7	0	57.1	42	1	21	0-0	154.7
Missouri	20	31	1	64.5	259	2	45	1-13	149.5
Florida	19	34	0	55.9	280	2	85	2-13	144.5
Georgia	19	29	1	65.5	201	2	49	1-6	139.6
Ole Miss	4	8	1	50.0	22	0	13	2-13	48.1
Auburn	16	29	1	55.2	160	1	30	5-37	106.0
South Carolina	13	28	0	46.4	104	1	19	1-7	89.4
Tennessee	7	9	0	77.8	61	1	22	0-0	171.4
Totals	105	179	4	58.7	1183	11	85	13-94	130.0

RUSHING & RECEIVING GAME-BY-GAME

Rushing

Player	No-Yds/TD	Hawaii	AAMU	WF	UNLV	UK	MO	UF	UG	UM	AU	SC	UT
Sedrick Alexander	96-371/4	2-2/0	12-87/2	10-28/0	7-14/0	8-37/1	5-12/0	8-29/0	6-16/1	7-26/0	9-40/0	11-34/0	11-46/0
Patrick Smith	79-327/2	7-30/1	10-50/0	10-77/0	13-43/0	12-36/1	5-2/0	2-8/0	4-11/0	3-20/0	DNP	4-23/0	9-27/0
Ken Seals	40-30/2	DNP	-	DNP	2--3/0	-	5--1/1	7-2/0	2--7/0	5--3/0	11-20/0	5-12/0	3-10/1
Walter Taylor	30-103/1	DNP	1-5/0	DNP	DNP	DNP	1-0/0	DNP	DNP	20-59/1	2-0/0	6-39/0	DNP
AJ Swann	27-16/1	3--26/0	3-24/1	3--8/0	11-27/0	5-11/0	DNP	DNP	DNP	DNP	DNP	DNP	2--12/0
Chase Gillespie	22-62/0	6-13/0	5-25/0	-	3-4/0	1-6/0	1-4/0	-	-	3-14/0	2-0/0	1--4/0	-
AJ Newberry	20-96/0	DNP	DNP	DNP	DNP	DNP	DNP	DNP	DNP	3-30/0	4-26/0	12-38/0	1-2/0
Jayden McGowan	18-109/0	2-11/0	1-6/0	-	1-3/0	1-7/0	3-24/0	2-25/0	2-0/0	2-21/0	1-3/0	1-4/0	2-5/0
Junior Sherrill	4-29/0	1--4/0	1-20/0	-	-	-	-	-	-	-	1-11/0	-	1-2/0
Logan Kyle	2-25/0	1-13/0	-	1-12/0	-	-	-	-	-	-	-	-	-
London Humphreys	1-5/0	1-5/0	-	-	-	-	-	-	-	-	-	-	-
Matt Hayball	1-2/0	-	-	-	-	-	-	-	-	1-2/0	-	-	-
Justin Ball	1--5/0	-	-	-	1--5/0	-	-	-	-	-	-	-	-

Receiving

Player	No-Yds/TD	Hawaii	AAMU	WF	UNLV	UK	MO	UF	UG	UM	AU	SC	UT
Will Sheppard	47-684/8	6-68/2	6-62/2	8-87/2	5-97/0	2-31/0	5-98/1	3-107/1	1-24/0	4-17/0	4-43/0	1-6/0	2-44/0
Jayden McGowan	36-383/0	6-72/0	6-70/0	6-72/0	5-81/0	-	1-7/0	2-5/0	5-58/0	-	4-15/0	1-3/0	-
London Humphreys	22-439/4	1-32/1	1-23/0	4-109/1	3-102/1	3-33/0	-	-	2-51/1	-	2-30/0	3-33/0	3-26/0
Junior Sherrill	20-293/3	-	1-35/0	2-19/0	1-2/0	1-3/0	3-43/1	2-64/0	2-12/0	2-28/0	1-30/1	1-5/0	4-52/1
Quincy Skinner Jr.	20-204/3	1-10/0	-	1-6/0	1-43/1	2-20/0	2-37/0	4-16/0	2-13/0	DNP	DNP	2-22/1	5-37/1
Sedrick Alexander	18-133/0	-	-	-	-	1-11/0	7-65/0	2-6/0	2-16/0	-	2-6/0	2-9/0	2-20/0
Justin Ball	15-131/1	1-5/0	1-27/0	4-17/0	1-3/1	2-21/0	-	-	2-14/0	-	1-17/0	-	3-27/0
Logan Kyle	11-103/0	-	1-12/0	1-4/0	-	3-37/0	-	1-8/0	1--1/0	-	2-23/0	2-20/0	-
Kamrean Johnson	10-99/2	-	1-17/1	-	1-11/0	2-19/1	-	2-11/0	-	1-13/0	-	1-6/0	2-22/0
Richie Hoskins	6-83/2	1-13/0	-	-	-	-	1-8/0	2-48/1	2-14/1	-	-	-	-
Chase Gillespie	5-28/0	2-17/0	-	-	-	1-7/0	-	-	-	1-2/0	1-2/0	-	-
Patrick Smith	4-15/0	-	-	-	1--2/0	1-1/0	1-1/0	1-15/0	-	-	DNP	-	-
Gamarion Carter	3-89/0	1-41/0	-	-	-	2-48/0	-	-	DNP	DNP	DNP	DNP	DNP

TACKLES GAME-BY-GAME

Player	S-A	Total	Hawaii	AAMU	WF	UNLV	UK	MO	UF	UG	UM	AU	SC	UT
Langston Patterson	38-36	74	4-4	3-4	2-5	2-1	DNP	1-1	3-2	4-2	4-5	7-5	4-3	4-4
Jaylen Mahoney	38-21	59	2-1	3-1	5-1	1-1	0-1	6-2	DNP	10-6	2-5	2-1	5-0	2-2
CJ Taylor	29-26	55	4-5	2-4	8-2	2-3	2-5	1-2	3-2	5-2	DNP	DNP	DNP	2-1
Ethan Barr	21-34	55	3-0	1-4	1-2	3-6	2-2	1-3	2-3	3-3	1-4	0-2	1-1	3-4
Savion Riley	34-14	48	5-3	0-1	7-2	DNP	DNP	2-0	9-3	4-3	5-1	DNP	DNP	2-1
De'Rickey Wright	32-14	46	3-0	1-0	7-3	1-5	DNP	4-3	2-0	DNP	4-3	6-0	2-0	2-0
Kane Patterson	18-25	43	2-0	1-5	2-5	0-6	1-0	2-1	DNP	DNP	4-2	0-2	2-0	4-4
Martel Hight	25-13	38	3-1	0-2	0-1	3-2	3-1	4-3	1-2	DNP	4-0	1-1	4-0	2-0
Bryan Longwell	18-18	36	-	0-2	1-0	2-2	2-3	4-2	3-4	1-4	3-0	0-1	1-0	1-0
Aeneas DiCosmo	19-14	33	1-2	2-0	1-1	2-1	-	4-2	2-3	4-0	0-3	1-1	2-0	0-1
Nate Clifton	12-18	30	3-0	1-1	1-1	0-4	2-2	-	0-2	1-1	1-0	2-4	0-2	1-1
Miles Capers	17-12	29	-	3-1	0-1	1-1	0-1	-	-	2-2	2-1	3-3	4-0	2-2
Tyson Russell	17-8	25	2-1	1-0	-	0-2	1-0	3-0	4-1	0-2	3-1	-	2-0	1-1
Marlen Sewell	12-13	25	-	1-1	-	0-2	2-7	1-0	2-2	-	-	-	1-1	5-0
Jeffrey Ugochukwu	12-11	23	DNP	1-1	-	0-1	0-1	0-1	1-2	1-1	4-1	3-1	2-0	0-2
Trudell Berry	16-5	21	DNP	1-0	1-0	6-3	2-1	3-0	2-1	-	DNP	-	1-0	DNP
Nick Rinaldi	10-11	21	0-1	-	-	0-3	1-0	1-2	5-1	2-3	-	-	0-1	1-0
Boubacar Diakite	6-14	20	0-1	0-1	-	1-5	0-3	3-2	0-1	1-0	DNP	-	1-0	0-1
Darren Agu	4-12	16	DNP	DNP	1-1	0-3	0-1	-	0-4	1-0	0-1	-	-	2-2
Bryce Cowan	8-7	15	-	1-2	-	0-1	-	-	-	-	-	2-0	2-1	3-3
John Howse IV	5-10	15	-	1-2	-	0-5	-	-	2-1	-	0-1	2-1	-	DNP
Devin Lee	3-12	15	-	0-1	0-2	-	-	1-2	0-2	1-0	1-1	0-3	0-1	-
Bradley Mann	6-6	12	1-1	-	-	-	1-1	2-1	0-1	1-1	0-1	1-0	-	-
Christian James	4-8	12	DNP	DNP	DNP	DNP	DNP	-	1-1	0-1	0-3	1-2	2-0	0-1
Yilanan Ouattara	2-9	11	-	2-1	-	0-4	0-4	-	-	-	-	DNP	DNP	DNP
BJ Anderson	5-3	8	1-0	0-1	4-2	DNP	DNP	DNP	DNP	DNP	DNP	DNP	DNP	DNP
Linus Zunk	3-4	7	2-1	DNP	-	0-1	-	0-1	-	DNP	DNP	-	1-0	0-1
De'Marion Thomas	1-6	7	DNP	1-1	0-2	-	-	-	-	-	0-1	0-1	DNP	0-1
Kamrean Johnson	4-2	6	-	1-0	-	0-1	-	-	-	-	-	1-0	1-0	1-1
Alan Wright	3-3	6	-	-	0-1	0-1	0-1	-	-	1-0	-	1-0	-	1-0
Quantaves Gaskins	4-1	5	DNP	DNP	DNP	DNP	DNP	DNP	DNP	3-1	1-0	-	-	-
Alex Brown	2-2	4	-	2-2	DNP	-	-	DNP	DNP	DNP	DNP	DNP	DNP	DNP
Michael Spencer	0-3	3	-	0-2	DNP	-	DNP	DNP	DNP	DNP	-	-	0-1	DNP
Grayson Morgan	2-0	2	DNP	-	1-0	1-0	DNP	DNP	DNP	DNP	-	-	-	-
Quincy Skinner Jr.	1-1	2	-	-	-	-	1-0	-	0-1	-	DNP	DNP	-	-
Gamarion Carter	1-1	2	0-1	-	-	-	-	-	1-0	DNP	DNP	DNP	DNP	DNP
Will Faris	1-1	2	1-0	-	-	-	-	-	-	-	-	-	-	0-1
London Humphreys	1-1	2	-	-	-	-	-	-	-	-	-	1-0	0-1	-
AJ Swann	1-0	1	-	-	1-0	-	-	DNP	DNP	DNP	DNP	DNP	DNP	-
Ken Seals	1-0	1	DNP	-	DNP	-	-	-	-	-	-	1-0	-	-
Sedrick Alexander	1-0	1	-	-	-	-	-	-	-	-	1-0	-	-	-
Matt Hayball	1-0	1	-	-	-	1-0	-	-	-	-	-	-	-	-
Julian Hernandez	1-0	1	-	1-0	-	-	-	-	-	-	-	-	-	-
Justin Ball	1-0	1	-	-	-	-	-	-	-	-	1-0	-	-	-
Junior Sherrill	1-0	1	-	-	-	-	-	-	-	1-0	-	-	-	-
Jayden McGowan	0-1	1	-	-	-	-	-	-	0-1	-	-	-	-	-

TACKLES FOR LOSS GAME-BY-GAME

Player	UA-A	Total	Hawaii	AAMU	WF	UNLV	UK	MO	UF	UG	UM	AU	SC	UT
Langston Patterson	6-4	8.0	1.0-1	1.0-2	-	0.5-1	DNP	-	-	-	3.0-28	1.5-3	1.0-1	-
CJ Taylor	6-3	7.5	2.5-14	-	2.0-11	1.0-3	-	-	1.0-3	1.0-3	DNP	DNP	DNP	-
Nate Clifton	6-3	7.5	1.0-6	1.0-9	-	0.5-2	1.5-4	-	0.5-1	1.0-8	1.0-7	1.0-2	-	-
Aeneas DiCosmo	5-2	6.0	1.5-5	-	-	1.0-3	-	1.0-1	1.0-1	1.0-10	0.5-2	-	-	-
Kane Patterson	5-2	6.0	-	1.0-1	-	1.0-1	-	1.0-5	DNP	DNP	1.0-7	-	-	2.0-8
Miles Capers	3-1	3.5	-	-	-	1.0-2	-	-	-	-	1.0-1	1.5-3	-	-
Bradley Mann	3-1	3.5	1.5-1	-	-	-	-	1.0-3	-	-	-	1.0-2	-	-
Jeffrey Ugochukwu	3-0	3.0	DNP	1.0-9	-	-	-	-	-	-	1.0-1	1.0-5	-	-
Ethan Barr	2-2	3.0	-	0.5-1	-	-	-	-	1.0-12	1.0-1	0.5-1	-	-	-
Bryce Cowan	2-1	2.5	-	0.5-1	-	-	-	-	-	-	-	1.0-5	1.0-4	-
Boubacar Diakite	2-1	2.5	-	-	-	1.5-11	-	1.0-1	-	-	DNP	-	-	-
Linus Zunk	1-1	1.5	0.5-1	DNP	-	-	-	-	-	DNP	DNP	-	1.0-2	-
Yilanan Ouattara	0-3	1.5	-	-	-	0.5-2	1.0-4	-	-	-	-	DNP	DNP	DNP
De'Rickey Wright	1-0	1.0	-	-	-	-	DNP	1.0-3	-	DNP	-	-	-	-
Marlen Sewell	1-0	1.0	-	-	-	-	-	-	1.0-2	-	-	-	-	-
Tyson Russell	1-0	1.0	-	-	-	-	-	-	-	-	-	-	1.0-2	-
Jaylen Mahoney	1-0	1.0	-	-	-	-	-	1.0-1	DNP	-	-	-	-	-
Nick Rinaldi	1-0	1.0	-	-	-	-	1.0-6	-	-	-	-	-	-	-
Trudell Berry	1-0	1.0	DNP	-	-	1.0-3	-	-	-	-	DNP	-	-	DNP
Alex Brown	1-0	1.0	-	1.0-1	DNP	-	-	DNP	DNP	DNP	DNP	DNP	DNP	DNP
Darren Agu	0-2	1.0	DNP	DNP	-	0.5-1	0.5-2	-	-	-	-	-	-	-
Devin Lee	0-2	1.0	-	0.5-1	-	-	-	-	0.5-1	-	-	-	-	-
Bryan Longwell	0-1	0.5	-	-	-	0.5-0	-	-	-	-	-	-	-	-
De'Marion Thomas	0-1	0.5	DNP	0.5-1	-	-	-	-	-	-	-	-	DNP	-

RETURNS GAME-BY-GAME

Punt Returns

Player	No-Yds	Hawaii	AAMU	WF	UNLV	UK	MO	UF	UG	UM	AU	SC	UT
Will Sheppard	9-89	1-27	2-47	2--11	1-5	-	-	1-17	-	-	2-4	-	-
Jayden McGowan	5-34	-	2-9	-	-	-	-	-	-	-	2-29	-	1--4
Martel Hight	1-22	-	1-22	-	-	-	-	-	DNP	-	-	-	-

Kick Returns

Player	No-Yds	Hawaii	AAMU	WF	UNLV	UK	MO	UF	UG	UM	AU	SC	UT
Jayden McGowan	19-461	1-97	2-46	2-44	2-43	1-27	2-32	1-0	1-20	1-18	1-35	3-62	2-37
Langston Patterson	4-14	-	-	-	3-10	DNP	-	-	1-4	-	-	-	-
Chase Gillespie	2-46	-	-	-	1-28	-	-	-	-	-	-	-	1-18
London Humphreys	1-23	-	1-23	-	-	-	-	-	-	-	-	-	-
Bryan Longwell	1-1	-	-	-	-	-	-	-	-	-	-	1-1	-

Interceptions Returns

Player	No-Yds	Hawaii	AAMU	WF	UNLV	UK	MO	UF	UG	UM	AU	SC	UT
CJ Taylor	2-35	-	-	-	-	-	-	1-0	1-35	DNP	DNP	DNP	-
De'Rickey Wright	2-9	2-9	-	-	-	DNP	-	-	DNP	-	-	-	-
Martel Hight	1-37	-	-	-	1-37	-	-	-	DNP	-	-	-	-
Langston Patterson	1-22	-	-	-	-	DNP	-	-	-	1-22	-	-	-
Nick Rinaldi	1-13	-	-	-	1-13	-	-	-	-	-	-	-	-
Jeffrey Ugochukwu	1-6	DNP	-	-	-	1-6	-	-	-	-	-	-	-
Nate Clifton	1-5	-	1-5	-	-	-	-	-	-	-	-	-	-
Bryce Cowan	1-5	-	-	-	-	-	-	-	-	-	1-5	-	-
Tyson Russell	1-0	-	-	-	-	-	-	-	-	-	-	1-0	-
John Howse IV	1-0	-	-	-	-	1-0	-	-	-	-	-	-	DNP

Fumble Returns

Player	No-Yds	Hawaii	AAMU	WF	UNLV	UK	MO	UF	UG	UM	AU	SC	UT
Darren Agu	1-4	DNP	DNP	-	-	-	1-4	-	-	-	-	-	-
De'Rickey Wright	1-0	-	-	1-0	-	DNP	-	-	DNP	-	-	-	-
Marlen Sewell	1-0	-	-	-	-	-	-	-	1-0	-	-	-	-
Langston Patterson	1-0	-	-	-	-	DNP	-	-	-	-	-	-	1-0

PARTICIPATION

##	Player	GP-GS	Hawaii	AAMU	WF	UNLV	UK	MO	UF	UG	UM	AU	SC	UT
0	Aeneas DiCosmo	12/12	START	START	START	START	START	START	START	START	START	START	START	START
1	CJ Taylor	9/9	START	START	START	START	START	START	START	START	START
2	De'Rickey Wright	10/10	START	START	START	START	...	START	START	...	START	START	START	START
2	Walter Taylor	5/0	...	XXX	XXX	XXX	XXX	XXX	...
3	Quincy Skinner Jr.	10/5	START	XXX	START	XXX	XXX	START	START	START	XXX	XXX
4	Patrick Smith	11/6	START	START	START	START	START	START	XXX	XXX	XXX	...	XXX	XXX
5	Yilanan Ouattara	9/6	START	START	XXX	XXX	START	START	XXX	START	START
5	AJ Swann	6/6	START	START	START	START	START	START
6	Jayden McGowan	12/8	START	XXX	START	START	START	XXX	XXX	XXX	START	START	START	START
7	Marlen Sewell	12/1	XXX	XXX	XXX	XXX	START	XXX	XXX	XXX	XXX	XXX	XXX	XXX
7	Drew Dickey	1/0	...	XXX
8	Ken Seals	10/6	...	XXX	...	XXX	XXX	START	START	START	START	START	START	XXX
8	Tyson Russell	12/8	START	XXX	START	XXX	START	XXX	XXX	START	START	START	START	START
9	Daevion Davis	0/0
10	Langston Patterson	11/0	XXX	XXX	XXX	XXX	...	XXX	XXX	XXX	XXX	XXX	XXX	XXX
11	Darren Agu	10/5	START	START	START	START	START	XXX	XXX	XXX	XXX	XXX
12	Jeffrey Ugochukwu	11/2	...	XXX	XXX	XXX	XXX	XXX	XXX	XXX	XXX	START	START	XXX
12	Brennan Storer	0/0
13	Chase Gillespie	12/0	XXX	XXX	XXX	XXX	XXX	XXX	XXX	XXX	XXX	XXX	XXX	XXX
14	Will Sheppard	12/12	START	START	START	START	START	START	START	START	START	START	START	START
15	Nate Clifton	12/12	START	START	START	START	START	START	START	START	START	START	START	START
15	Richie Hoskins	12/2	XXX	XXX	XXX	XXX	XXX	XXX	START	XXX	XXX	START	XXX	XXX
16	Cole Spence	0/0
16	Daveon Walker	1/0	...	XXX
17	Gamarion Carter	7/1	XXX	START	XXX	XXX	XXX	XXX	XXX
17	Jalen Gilbert	2/0	XXX	XXX
18	Logan Kyle	12/2	XXX	START	XXX	XXX	XXX	START	XXX	XXX	XXX	XXX	XXX	XXX
18	Hayden Moses	0/0
19	Kane Patterson	10/10	START	START	START	START	START	START	START	START	START	START
20	Prince Kollie	0/0
21	Savion Riley	8/2	XXX	XXX	XXX	XXX	XXX	START	START	XXX
22	Bryce Cowan	12/0	XXX	XXX	XXX	XXX	XXX	XXX	XXX	XXX	XXX	XXX	XXX	XXX
23	Jaylen Mahoney	11/11	START	START	START	START	START	START	...	START	START	START	START	START
24	Nick Rinaldi	12/0	XXX	XXX	XXX	XXX	XXX	XXX	XXX	XXX	XXX	XXX	XXX	XXX
25	Dylan Betts-Pauley	2/0	XXX	...	XXX
25	Martel Hight	11/6	XXX	START	XXX	START	XXX	START	START	...	START	XXX	XXX	START
26	BJ Anderson	3/3	START	START	START
27	John Howse IV	11/1	XXX	XXX	XXX	XXX	XXX	XXX	START	XXX	XXX	XXX	XXX	...
28	Sedrick Alexander	12/6	XXX	XXX	XXX	XXX	XXX	XXX	START	START	START	START	START	START
29	Miles Capers	12/2	XXX	XXX	XXX	XXX	XXX	XXX	XXX	XXX	XXX	XXX	START	START
30	Trudell Berry	9/7	...	XXX	XXX	START	START	START	START	START	...	START	START	...
31	Michael Spencer	6/0	XXX	XXX	...	XXX	XXX	XXX	XXX	...
31	Landon Wells	0/0
32	Ethan Barr	12/12	START	START	START	START	START	START	START	START	START	START	START	START
33	Boubacar Diakite	11/0	XXX	XXX	XXX	XXX	XXX	XXX	XXX	XXX	...	XXX	XXX	XXX
33	Derek Kee	0/0
34	Quantaves Gaskins	5/0	XXX	XXX	XXX	XXX	XXX
35	Deago Benson	0/0
35	Payne Daniel	1/0	XXX
36	Alan Wright	12/0	XXX	XXX	XXX	XXX	XXX	XXX	XXX	XXX	XXX	XXX	XXX	XXX
37	Jailen Ruth	4/0	XXX	XXX	XXX	XXX
38	Will Farris	12/0	XXX	XXX	XXX	XXX	XXX	XXX	XXX	XXX	XXX	XXX	XXX	XXX
39	Jameson Wharton	0/0
39	Jackson Heis	0/0
40	Mason Rohmiller	0/0
40	Jacob Rolen	0/0
41	Steven Sannieniola	0/0
42	Errington Truesdell	0/0
43	Dominic Rezac	0/0
44	Ethan Crisp	1/0	XXX

PARTICIPATION

##	Player	GP-GS	Hawaii	AAMU	WF	UNLV	UK	MO	UF	UG	UM	AU	SC	UT
45	Matt Hayball	12/0	XXX	XXX	XXX	XXX	XXX	XXX	XXX	XXX	XXX	XXX	XXX	XXX
45	Dante Kelly	0/0
46	Mustafa Dannett	0/0
46	AJ Newberry	4/0	XXX	XXX	XXX	XXX
47	Wesley Schelling	12/0	XXX	XXX	XXX	XXX	XXX	XXX	XXX	XXX	XXX	XXX	XXX	XXX
47	Isaiah Fontan	0/0
48	Kamrean Johnson	12/0	XXX	XXX	XXX	XXX	XXX	XXX	XXX	XXX	XXX	XXX	XXX	XXX
49	Chris Boyle	6/0	...	XXX	...	XXX	XXX	XXX	...	XXX	XXX
50	Bradley Ashmore	12/12	START	START	START	START	START	START	START	START	START	START	START	START
51	Daniel Gaw	0/0
52	Kevo Wesley	7/1	XXX	XXX	XXX	XXX	XXX	START	XXX
54	Bryan Longwell	12/2	XXX	XXX	XXX	XXX	XXX	XXX	START	START	XXX	XXX	XXX	XXX
55	Gunnar Hansen	12/12	START	START	START	START	START	START	START	START	START	START	START	START
56	Alex Brown	4/0	XXX	XXX	...	XXX	XXX
56	Jake Ketschek	3/1	XXX	XXX	START
57	Leyton Nelson	11/0	XXX	...	XXX	XXX	XXX	XXX	XXX	XXX	XXX	XXX	XXX	XXX
58	Carson Casteel	3/0	...	XXX	XXX	XXX
59	Ty Bartholomew	0/0
60	Duncan MacDonald	2/0	...	XXX	XXX
61	Trent Weaver	9/0	...	XXX	XXX	XXX	XXX	XXX	XXX	XXX	XXX	XXX
62	Julian Hernandez	12/12	START	START	START	START	START	START	START	START	START	START	START	START
63	Jacob Katona	0/0
64	Delfin Xavier Castillo	12/10	START	START	START	START	START	XXX	START	START	START	START	XXX	START
65	Jacob Lurie	0/0
66	Anthony Miles	0/0
68	Barrett Maddox	0/0
69	Cooper Starks	0/0
70	David Siegel	1/0	...	XXX
71	Gage Pitchford	12/7	XXX	XXX	XXX	XXX	START	START	START	START	START	START	START	XXX
72	Levi Harber	0/0
73	Charlie Clark	11/0	...	XXX	XXX	XXX	XXX	XXX	XXX	XXX	XXX	XXX	XXX	XXX
75	Misael Sandoval	0/0
76	Grayson Morgan	7/4	...	START	START	START	XXX	XXX	START	XXX
77	Junior Uzebu	1/1	START
78	Keegan Wechsler	0/0
79	Conor Weasler	0/0
80	Wilson Long	0/0
81	Hutch Baird	0/0
83	London Humphreys	12/5	XXX	XXX	XXX	START	START	XXX	XXX	XXX	START	XXX	START	START
84	Justin Ball	12/12	START	START	START	START	START	START	START	START	START	START	START	START
85	Junior Sherrill	12/1	XXX	XXX	XXX	XXX	XXX	XXX	XXX	START	XXX	XXX	XXX	XXX
86	Josh Palmer	1/0	XXX
88	Ezra McAllister	0/0
88	Brock Taylor	0/0
89	Shawn Naim	8/0	XXX	XXX	XXX	XXX	XXX	XXX	XXX	XXX
90	Ted Gregoire	0/0
91	Christian James	7/5	XXX	XXX	START	START	START	START	START
92	Evan Herrmann	0/0
93	Gabe Fisher	2/0	...	XXX	XXX
94	Bradley Mann	12/0	XXX	XXX	XXX	XXX	XXX	XXX	XXX	XXX	XXX	XXX	XXX	XXX
95	Linus Zunk	9/0	XXX	...	XXX	XXX	XXX	XXX	XXX	XXX	XXX	XXX
96	Brayden Bapst	1/0	XXX
97	Jacob Borcila	12/0	XXX	XXX	XXX	XXX	XXX	XXX	XXX	XXX	XXX	XXX	XXX	XXX
98	De'Marion Thomas	10/0	...	XXX	XXX	XXX	XXX	XXX	XXX	XXX	XXX	XXX	...	XXX
99	Devin Lee	12/6	START	START	START	START	XXX	XXX	START	XXX	XXX	START	XXX	XXX

THE LAST TIME

VANDERBILT

Accounted for three or more TDs	Ken Seals vs. Missouri (3 • 9.30.23)
Accounted for four or more TDs	AJ Swann at Northern Illinois (4 • 9.17.22)
Three passing touchdowns	AJ Swann at UNLV (3 • 9.16.23)
Four or more passing touchdowns	AJ Swann at Northern Illinois (4 • 9.17.22)
Five or more passing touchdowns	Johnny McCrary vs. Old Dominion (5 • 11.1.14)
200 or more passing yards	Ken Seals vs. Georgia (201 • 10.14.23)
300 or more passing yards	AJ Swann at Wake Forest (314 • 9.09.23)
400 or more passing yards	Kyle Shurmur vs. Tennessee (416 • 11.26.16)
Completion of 70 yards or more	Ken Seals to Will Sheppard at Florida (85 • 10.07.23)
100 or more rushing yards	Ray Davis vs. Florida (122 • 11.19.22)
200 or more rushing yards	Ke'Shawn Vaughn vs. Baylor (243 • 12.27.18)
300 or more rushing yards	Frank Mordica vs. Air Force (321 • 11.18.78)
Rush of 70 yards or more	Mike Wright at Hawai'i (87 • 8.27.22)
Three or more rushing touchdowns	Ke'Shawn Vaughn at Arkansas (3 • 10.27.18)
100 or more receiving yards	Will Sheppard at Florida (107 • 10.07.23)
200 or more receiving yards	Trent Sherfield vs. Austin Peay (240 • 9.1.15)
Two touchdown receptions	Will Sheppard at Wake Forest (2 • 9.09.23)
Three or more touchdown receptions	Earl Bennett vs. Richmond (3 • 9.1.07)
Kickoff return for touchdown	Jayden McGowan vs. Hawai'i (97 • 8.26.23)
Punt return for touchdown	Jonathan Krause at Wake Forest (83 • 11.24.12)
Interception return for touchdown	Bryce Cowan vs. Auburn (5 yards • 11.4.23)
Fumble return for touchdown	Wesley Schelling vs. Florida (0 yards • 11.19.22)
Three or more field goals made	Jacob Borcila at UNLV (3 • 9.16.23)
50-yard field goal made	Joseph Bulovas vs. East Tennessee State (53 • 9.4.21)
Punt of at least 60 yards	Matthew Hayball at Ole Miss (64 • 10.28.23)
Punt of at least 70 yards	Matthew Hayball vs. Hawai'i (71 • 8.26.23)
10 or more tackles	Langston Patterson vs. Auburn (12 • 11.4.23)
Three or more tackles for loss	Langston Patterson at Ole Miss (3 • 10.28.23)
Forced multiple fumbles	LaDarius Wiley at Missouri (2 • 11.10.18)
Two or more sacks	Dayo Odeyingbo at Missouri (2.0 • 11.28.20)
Three or more sacks	Charles Wright at Middle Tennessee (3.0 • 9.2.17)
Two or more interceptions	De'Rickey Wright vs. Hawai'i (2 • 8.26.23)
Blocked punt	Langston Patterson vs. Alabama A&M (9.02.23)
Blocked two punts	Bryan Longwell & Langston Patterson vs. Alabama A&M (9.02.23)
Blocked punt returned for touchdown	Stephen Weatherly vs. UMass (11 • 9.13.14)
Blocked punt for safety	Bryan Longwell vs. Alabama A&M (9.02.23)
Blocked field goal	Nate Clifton at Kentucky (11.12.22)
Blocked PAT	Nifae Lealao at Middle Tennessee (9.2.17)
Safety	Bryan Longwell • Blocked Punt vs. Alabama A&M (9.02.23)
30 or more first downs	at Mississippi State (30 • 11.7.20)
500 or more yards of total offense	at Hawai'i (601 • 8.27.22)
300 or more passing yards	at UNLV (337 • 9.16.23)
400 or more passing yards	at Purdue (420 • 9.7.19)
200 or more rushing yards	vs. Alabama A&M (215 • 9.02.23)
300 or more rushing yards	at Hawai'i (404 • 8.27.22)
400 or more rushing yards	at Hawai'i (404 • 8.27.22)
40 points or more	vs. Alabama A&M (47-13 • 9.02.23)
Held opponent under 100 total yards	vs. Chattanooga (93 • 9.6.03)
Held opponent under 200 total yards	vs. East Tennessee State (105 • 11.23.19)
Held opponent under 250 total yards	at Mississippi State (204 • 11.7.20)
Held opponent under 100 rushing yards	vs. Hawai'i (40 • 8.26.23)
Held opponent under 100 passing yards	vs. East Tennessee State (68 • 11.23.19)
Shut out opponent	vs. East Tennessee State (11.23.19)

OPPONENTS

Accounted for three or more TDs	Spencer Rattler • South Carolina (3 • 11.11.23)
Accounted for four or more TDs	Brady Cook • Missouri (4 • 9.30.23)
Three passing touchdowns	Joe Milton III • Tennessee (4 • 11.25.23)
Four or more passing touchdowns	Joe Milton III • Tennessee (4 • 11.25.23)
200 or more passing yards	Joe Milton III • Tennessee (383 • 11.25.23)
300 or more passing yards	Joe Milton III • Tennessee (383 • 11.25.23)
400 or more passing yards	Anthony Richardson • Florida (400 • 11.19.22)
Completion of 70 yards or more	Anthony Richardson to Daejon Reynolds • Florida (74 • 11.19.22)
100 or more rushing yards	Mario Anderson • South Carolina (102 • 11.11.23)
200 or more rushing yards	Tyler Badie • Missouri (254 • 10.30.21)
Three or more rushing touchdowns	Larry Rountree • Missouri (3 • 11.28.20)
Rush of 70 yards or more	Mario Anderson • South Carolina (72 • 11.11.23)
100 or more receiving yards	Ramel Keyton (122) & Squirrel White (110) • Tennessee (11.11.23)
200 or more receiving yards	Jonathan Mingo • Ole Miss (247 • 10.8.20)
Two touchdown receptions	Ramel Keyton • Tennessee (2 • 11.25.23)
Three or more touchdown receptions	Elijah Moore • Ole Miss (3 • 9.21.19)
Kickoff return for touchdown	Nyheim Hines • NC State (100 • 12.26.16)
Punt return for touchdown	Dee Williams • Tennessee (73 • 11.26.22)
Interception return for touchdown	Maxwell Hariston • Kentucky 2x (29 • 54 • 9.23.23)
Fumble return for touchdown	Jerrae Williams • UNLV (41 • 9.16.23)
Three or more field goals made	Peyton Woodring • Georgia (3 • 10.14.23)
50-yard field goal made	Rodrigo Blankenship • Georgia (50 • 8.31.19)
Punt of at least 70 yards	Kai Kroeger • South Carolina (70 • 10.16.21)
10 or more tackles	Bam Martin-Scott & Debo Williams • South Carolina (13 • 11.11.23)
Three or more tackles for loss	Isaiah Tufaga • Hawai'i (3 • 8.26.23)
Two or more sacks	Jared Ivey • Ole Miss (2.5 • 10.28.23)
Two or more interceptions	Trey Washington • Ole Miss (2 • 10.28.23)
Blocked punt	Keenan Nelson Jr. • South Carolina (11.11.23)
Blocked punt returned for touchdown	Keenan Nelson Jr. • South Carolina (11.11.23)
Blocked field goal	Sharrif Floyd • Florida (11.5.11)
Blocked PAT	D.J. Wonnum • South Carolina (10.28.17)
Safety	Marquis Haynes • Ole Miss (10.14.17)
30 or more first downs	Tennessee (31 • 11.25.23)
500 or more yards of total offense	Tennessee (617 • 11.25.23)
300 or more passing yards	Tennessee (449 • 11.25.23)
400 or more passing yards	Tennessee (449 • 11.25.22)
200 or more rushing yards	Auburn (230 • 11.4.23)
300 or more rushing yards	Tennessee (362 • 11.26.22)
400 or more rushing yards	Kentucky (401 • 11.16.19)
40 points or more	Tennessee (48 • 11.25.23)
Held Vanderbilt under 200 total yards	Georgia (150 • 10.15.22)
Held Vanderbilt under 100 rushing yards	Tennessee (78 • 11.25.23)
Held Vanderbilt under 100 passing yards	Ole Miss (60 • 10.28.23)
Shut out Vanderbilt	Tennessee (11.26.22)