



Vandy and *Boys*



Quick Facts

General Information

Location.....Nashville, Tenn.
 Enrollment..... 13,710
 Nickname.....Commodores
 Stadium (Capacity)..... Charles Hawkins Field (3,626)
 Dimensions..... LF-310; CF-400; RF-330; Alleys-375
 Founded..... 1873
 Colors..... Black and Gold
 Conference..... Southeastern (SEC)
 Chancellor..... Daniel Diermeier
 Athletic Director..... Candice Lee
 Sports Administrator..... Phillip Brown
 Department Phone..... 615.322.4727
 Ticket Office Phone..... 615.322.3544

Media Information

Mailing Address..... PO Box 120158
 Nashville, TN 37212
 Overnight Address..... 2601 Jess Neely Drive
 Nashville, TN 37212
 Baseball Contact..... Will Owens (Western Kentucky '14)
 Cell Phone..... 502.718.2525
 Email..... will.owens@vanderbilt.edu
 Website..... VUCommodores.com

Coaches and Staff

Head Coach.....Tim Corbin (Ohio Wesleyan '84)
 Overall Record.....989-558-1 (.639/27 seasons)
 Record at Vanderbilt.....883-420-1 (.678/21 seasons)
 NCAA Appearances.....18 (2004, 2006-19, 2021-23)
 Assoc. Head Coach.....Scott Brown (SUNY-Cortland '99)
 Assistant Coach.....Mike Baxter (Vanderbilt '05)
 Assistant Coach.....Tyler Shewmaker (Kentucky Wesleyan '16)
 Baseball Operations.....Amy Elkus (Kentucky '14)
 External Affairs.....Josh Foster (Alabama '17)
 Player Development.....Brandon Barak (Illinois '12)
 Recruiting.....John Michael Morris (Middle Tennessee '11)
 Maggie Corbin Minority Baseball Apprentice.....Ro Coleman (Vanderbilt '17)
 Equipment Manager.....Bailey Provo (Lipscomb '21)
 Strength and Conditioning.....Walker Grisanti (Vanderbilt '19)
 Assistant Strength and Conditioning.....Hunter Reeser (West Chester '20)
 Athletic Trainer.....Chris Matarazzo (Springfield College '12)
 Video Coordinator.....Zach Monash (Arizona '13)
 Managers.....Michael Brody, Jesse Harwin, Mary Pyburn, Donovan Simon

History

All-Time Record.....2,509-1,840-36 (134 seasons)
 All-Time Conference Record.....743-958-10 (75 seasons)
 Conference Titles.....7 (1973, '74, '80, '07, '11, '13, '19)
 Conference Tournament Titles.....4 (1980, 2007, '19, '23)
 NCAA Tournament Appearances.....21 (1973, '74, '80, '04, '06, '07, '08, '09, 2010, '11, '12, '13, '14, '15, '16, '17, '18, '19, '21, '22, '23)
 NCAA Tournament Record.....81-47
 NCAA Tournament Super Regional Appearances.....10
 (2004, '10, '11, '13, '14, '15, '17, '18, '19, '21)
 College World Series Appearances.....5 (2011, '14, '15, '19, '21)
 National Championships.....2 (2014, '19)

2023 Information

Record.....Overall: 42-20, Home: 26-8, Away: 8-9, Neutral: 8-3
 SEC Record.....19-11
 Conference Finish.....4th
 Postseason Play.....NCAA Regional
 Final Ranking.....15 (USA), 19 (NCBWA), 20 (CB), 19 (D1), 19 (PG), 14 (BA)
 Lettermen Returning/Lost.....25/12
 Position Starters Returning/Lost.....6/3
 Pitchers Returning/Lost.....10/6
 Newcomers.....21

Top Returning Position Players

UTL RJ Austin So. .257, 7 HR, 43 RBI, 11 2B
 IF Davis Diaz Jr. .263, 9 HR, 57 RBI, 7 2B
 IF Chris Maldonado So. .310, 8 HR, 32 RBI, 12 2B
 OF Matthew Polk Jr. .280, 4 HR, 23 RBI, 8 2B
 IF Jonathan Vastine Jr. .287, 5 HR, 34 RBI, 18 2B, 2 3B

Top Returning Pitchers

LHP Devin Futrell Jr. 8-3, 3.44 ERA, 83.2 IP, 72 K
 LHP Ryan Ginther Jr. 2-1, 4.01 ERA, 33.2 IP, 34 K
 LHP Carter Holton Jr. 4-1, 4.11 ERA, 50.1 IP, 56 K

Top Players Lost

OF Enrique Bradfield Jr. Jr. .279, 6 HR, 34 RBI, 13 2B, 37-44 SB-SBA
 RHP Nick Maldonado Sr. 1-1, 1.45 ERA, 31.0 IP, 8 SV, 40 K
 LHP Hunter Owen Jr. 4-0, 3.52 ERA, 64.0 IP, 76 K
 OF RJ Schreck Gr. .306, 14 HR, 59 RBI, 15 2B, 2 3B

Top Newcomers

IF Jayden Davis So. Cookeville, Tenn./Samford
 RHP Sawyer Hawks Jr. Lakeland, Fla./Air Force
 IF Braden Holcomb Fr. Ocoee, Fla.
 LHP Levi Huesman So. Hanover, Va./Coastal Carolina
 UTL Jacob Humphrey Jr. Standish, Maine/UMass Lowell
 IF Camden Kozeal Fr. Omaha, Neb.
 LHP Ethan McElvain Fr. Thompson's Station, Tenn.

Numerical Roster

No.	Name	Pos.	B/T	Ht.	Wt.	Yr./Exp.	Hometown/High School/Previous School
1	Matthew Polk	UTL	R/R	5-11	192	Jr./2L	Long Beach, Calif./Orange Lutheran
2	RJ Hamilton	UTL	R/R	5-10	177	Fr./HS	Hoover, Ala./Hoover
3	Jayden Davis	INF	R/R	5-10	205	So./TR	Cookeville, Tenn./Cookeville/Samford
5	Logan Poteet	C	R/R	6-2	219	So./1L	Powell, Tenn./Powell
6	Matt Wolfe	INF	R/R	6-1	198	So./1L	Westerville, Ohio/Olentangy Orange
8	Chris Maldonado	INF	R/R	6-1	194	So./1L	Short Hills, N.J./Seton Hall Prep
9	Ray Velazquez	INF	R/R	6-1	212	So./1L	Lowell, Mass./St. Thomas More School
10	Jacob Humphrey	UTL	R/R	5-10	179	Jr./TR	Standish, Maine/Bonny Eagle/UMass Lowell
11	Davis Diaz	INF	R/R	5-11	188	Jr./2L	Pittsburg, Calif./Acalanes
13	Jonathan Vastine	INF	L/R	5-11	166	Jr./2L	Bartow, Fla./Bartow Senior High
16	Jack Bulger	C	R/R	6-0	222	Sr./3L	Bowie, Md./DeMatha Catholic
17	Ryan Ginther	LHP	R/L	5-11	207	Jr./2L	Hendersonville, Tenn./Station Camp
18	JD Rogers	OF	L/L	5-10	208	Jr./2L	Carmel, Ind./Carmel
19	Troy LaNeve	OF	L/R	6-0	205	5th/4L	Pittsburgh, Pa./Pine Richland
20	Carter Holton	LHP	L/L	5-11	191	Jr./2L	Guyton, Ga./Benedictine Military
21	Calvin Hewett	OF	R/L	6-3	218	Sr./3L	Greenland, N.H./Portsmouth
22	JD Thompson	LHP	R/L	6-0	203	So./1L	Rusk, Texas/Rusk
23	Devan Kodali	OF	R/L	6-2	196	So./1L	New York, N.Y./Poly Prep Country Day
25	Matt Ossenfort	INF	L/L	6-3	218	Fr./HS	Sioux Falls, S.D./Marjory Stoneman Douglas
26	Braden Holcomb	INF	R/R	6-4	257	Fr./HS	Ocoee, Fla./Foundation Academy
27	Kaito Muto	UTL	S/R	5-7	170	Fr./HS	Bowling Green, Ky./Foundation Christian Academy
28	Camden Kozeal	INF	L/R	5-10	207	Fr./HS	Omaha, Neb./Millard South
30	Ethan Robinson	RHP	R/R	6-5	208	Fr./HS	Murfreesboro, Tenn./Donelson Christian Academy
31	Duke Ekstrom	RHP	R/R	6-2	195	Fr./HS	San Diego, Calif./Point Loma
32	Cooper Holbrook	OF	R/R	6-3	211	So./1L	Mount Pleasant, S.C./Porter-Gaud
33	Luke Guth	RHP	R/R	6-1	185	Fr./HS	Franklin, Pa./Franklin Area
34	Brennan Seiber	RHP	R/R	6-5	228	Fr./HS	Newport Beach, Calif./Mater Dei
35	Nik Copenhaver	RHP	R/R	6-4	210	Fr./HS	Hamilton, Ohio/Stephen T. Badin
36	Levi Huesman	LHP	R/L	6-0	192	So./TR	Hanover, Va./Hanover/Coastal Carolina
37	Jakob Schulz	LHP	R/L	6-2	216	Fr./HS	Houston, Texas/Memorial
38	David Horn Jr.	RHP	R/R	6-4	224	So./1L	Mission Viejo, Calif./JSerra Catholic
40	Sam Hliboki	RHP	L/R	6-3	207	5th/4L	Los Angeles, Calif./Harvard Westlake
42	RJ Austin	UTL	R/R	5-11	193	So./1L	Atlanta, Ga./Pace Academy
44	Colin Barczy	C	R/R	6-3	217	Fr./HS	Naperville, Ill./Naperville Central
45	Alan Espinal	C	R/R	6-0	214	Sr./3L	Viera, Fla./Viera
55	Colton Regen	RHP	R/R	6-4	188	Jr./2L	Mt. Juliet, Tenn./Mt. Juliet
66	Deegan Cordova	RHP	R/R	6-2	196	Fr./HS	Lake Havasu City, Ariz./Lake Havasu
77	Alex Kranzler	RHP	R/R	6-3	224	Fr./HS	Norwood, N.J./Northern Valley Regional
80	Andrew Dutkanych IV	RHP	R/R	6-3	230	So./1L	Indianapolis, Ind./Brebeuf Jesuit Prep
88	Sawyer Hawks	RHP	R/R	6-4	223	Jr./TR	Lakeland, Fla./McKeel Academy of Technology/Air Force
89	Ethan McElvain	LHP	S/L	6-4	241	Fr./HS	Thompson's Station, Tenn./Nolensville
90	Miller Green	LHP	L/L	6-5	232	Fr./HS	Nashville, Tenn./Lipscomb Academy
95	Devin Futrell	LHP	L/L	6-5	218	Jr./2L	Pembroke Pines, Fla./American Heritage School
96	Nate Teague	RHP	R/R	6-7	232	Fr./HS	Snow Camp, N.C./Southern Alamance
97	Bryce Cunningham	RHP	R/R	6-5	230	Jr./2L	Headland, Ala./Headland
98	Greysen Carter	RHP	S/R	6-4	237	Jr./2L	Louisville, Colo./Fairview

Staff

Head Coach: 4 Tim Corbin (Ohio Wesleyan '84) - 22nd season at Vanderbilt

Associate Head Coach: 26 Scott Brown (SUNY-Cortland '99)

Assistant Coach: 24 Mike Baxter (Vanderbilt '05)

Assistant Coach: 49 Tyler Shewmaker (Kentucky Wesleyan '16)

Athletic Trainer: Chris Matarazzo (Springfield College '12)

Strength & Conditioning Coach: Walker Grisanti (Vanderbilt '19)

Director of Baseball Operations: Amy Elkus (Kentucky '14)

Director of External Affairs: Josh Foster (Alabama '17)

Director of Player Development: Brandon Barak (Illinois '12)

Director of Recruiting: John Michael Morris (Middle Tennessee '11)

Maggie Corbin Minority Baseball Apprentice: Ro Coleman (Vanderbilt '17)

Assistant Strength & Conditioning Coach: Hunter Reeser (West Chester '20)

Video Coordinator: Zach Monash (Arizona '13)

Equipment Manager: Bailey Provo (Lipscomb '21)

Student Managers: Michael Brody, Jesse Harwin, Mark Pyburn, Donovan Simon

Alphabetical Roster

No.	Name	Pos.	B/T	Ht.	Wt.	Yr./Exp.	Hometown/High School
42	RJ Austin	UTL	R/R	5-11	193	So./1L	Atlanta, Ga./Pace Academy
44	Colin Barczy	C	R/R	6-3	217	Fr./HS	Naperville, Ill./Naperville Central
16	Jack Bulger	C	R/R	6-0	222	Sr./3L	Bowie, Md./DeMatha Catholic
98	Greysen Carter	RHP	S/R	6-4	237	Jr./2L	Louisville, Colo./Fairview
35	Nik Copenhaver	RHP	R/R	6-4	210	Fr./HS	Hamilton, Ohio/Stephen T. Badin
66	Deegan Cordova	RHP	R/R	6-2	196	Fr./HS	Lake Havasu City, Ariz./Lake Havasu
97	Bryce Cunningham	RHP	R/R	6-5	230	Jr./2L	Headland, Ala./Headland
3	Jayden Davis	INF	R/R	5-10	205	So./TR	Cookeville, Tenn./Cookeville
11	Davis Diaz	INF	R/R	5-11	188	Jr./2L	Pittsburg, Calif./Acalanes
80	Andrew Dutkanych IV	RHP	R/R	6-3	230	So./1L	Indianapolis, Ind./Brebeuf Jesuit Prep
31	Duke Ekstrom	RHP	R/R	6-2	195	Fr./HS	San Diego, Calif./Point Loma
45	Alan Espinal	C	R/R	6-0	214	Sr./3L	Viera, Fla./Viera
95	Devin Futrell	LHP	L/L	6-5	218	Jr./2L	Pembroke Pines, Fla./American Heritage School
17	Ryan Ginther	LHP	R/L	5-11	207	Jr./2L	Hendersonville, Tenn./Station Camp
90	Miller Green	LHP	L/L	6-5	232	Fr./HS	Nashville, Tenn./Lipscomb Academy
33	Luke Guth	RHP	R/R	6-1	185	Fr./HS	Franklin, Pa./Franklin Area
88	Sawyer Hawks	RHP	R/R	6-4	223	Jr./TR	Lakeland, Fla./McKeel Academy of Technology
2	RJ Hamilton	UTL	R/R	5-10	177	Fr./HS	Hoover, Ala./Hoover
21	Calvin Hewett	OF	R/L	6-3	218	Sr./3L	Greenland, N.H./Portsmouth
40	Sam Hliboki	RHP	L/R	6-3	207	5th/4L	Los Angeles, Calif./Harvard Westlake
32	Cooper Holbrook	OF	R/R	6-3	211	So./1L	Mount Pleasant, S.C./Porter-Gaud
26	Braden Holcomb	INF	R/R	6-4	257	Fr./HS	Ocoee, Fla./Foundation Academy
20	Carter Holton	LHP	L/L	5-11	191	Jr./2L	Guyton, Ga./Benedictine Military
38	David Horn Jr.	RHP	R/R	6-4	224	So./1L	Mission Viejo, Calif./JSerra Catholic
36	Levi Huesman	LHP	R/L	6-0	192	So./TR	Hanover, Va./Hanover
10	Jacob Humphrey	UTL	R/R	5-10	179	Jr./TR	Standish, Maine/Bonny Eagle
23	Devan Kodali	OF	R/L	6-2	196	So./1L	New York, N.Y./Poly Prep Country Day
28	Camden Kozeal	INF	L/R	5-10	207	Fr./HS	Omaha, Neb./Millard South
77	Alex Kranzler	RHP	R/R	6-3	224	Fr./HS	Norwood, N.J./Northern Valley Regional
19	Troy LaNeve	OF	L/R	6-0	205	5th/4L	Pittsburgh, Pa./Pine Richland
8	Chris Maldonado	INF	R/R	6-1	194	So./1L	Short Hills, N.J./Seton Hall Prep
89	Ethan McElvain	LHP	S/L	6-4	241	Fr./HS	Thompson's Station, Tenn./Nolensville
27	Kaito Muto	UTL	S/R	5-7	170	Fr./HS	Bowling Green, Ky./Foundation Christian Academy
25	Matt Ossenfort	INF	L/L	6-3	218	Fr./HS	Sioux Falls, S.D./Marjory Stoneman Douglas
1	Matthew Polk	UTL	R/R	5-11	192	Jr./2L	Long Beach, Calif./Orange Lutheran
5	Logan Poteet	C	R/R	6-2	219	So./1L	Powell, Tenn./Powell
55	Colton Regen	RHP	R/R	6-4	188	Jr./2L	Mt. Juliet, Tenn./Mt. Juliet
30	Ethan Robinson	RHP	R/R	6-5	208	Fr./HS	Murfreesboro, Tenn./Donelson Christian Academy
18	JD Rogers	OF	L/L	5-10	208	Jr./2L	Carmel, Ind./Carmel
37	Jakob Schulz	LHP	R/L	6-2	216	Fr./HS	Houston, Texas/Memorial
34	Brennan Seiber	RHP	R/R	6-5	228	Fr./HS	Newport Beach, Calif./Mater Dei
96	Nate Teague	RHP	R/R	6-7	232	Fr./HS	Snow Camp, N.C./Southern Alamance
22	JD Thompson	LHP	R/L	6-0	203	So./1L	Rusk, Texas/Rusk
13	Jonathan Vastine	INF	L/R	5-11	166	Jr./2L	Bartow, Fla./Bartow Senior High
9	Ray Velazquez	INF	R/R	6-1	212	So./1L	Lowell, Mass./St. Thomas More School
6	Matt Wolfe	INF	R/R	6-1	198	So./1L	Westerville, Ohio/Olentangy Orange

Staff
Head Coach: 4 Tim Corbin (Ohio Wesleyan '84) – 22nd season at Vanderbilt
Associate Head Coach: 26 Scott Brown (SUNY-Cortland '99)
Assistant Coach: 24 Mike Baxter (Vanderbilt '05)
Assistant Coach: 49 Tyler Shewmaker (Kentucky Wesleyan '16)
Athletic Trainer: Chris Matarazzo (Springfield College '12)
Strength & Conditioning Coach: Walker Grisanti (Vanderbilt '19)
Director of Baseball Operations: Amy Elkus (Kentucky '14)
Director of External Affairs: Josh Foster (Alabama '17)

Director of Player Development: Brandon Barak (Illinois '12)
Director of Recruiting: John Michael Morris (Middle Tennessee '11)
Maggie Corbin Minority Baseball Apprentice: Ro Coleman (Vanderbilt '17)
Assistant Strength & Conditioning Coach: Hunter Reeser (West Chester '20)
Video Coordinator: Zach Monash (Arizona '13)
Equipment Manager: Bailey Provo (Lipscomb '21)
Student Managers: Michael Brody, Jesse Harwin, Mark Pyburn, Donovan Simon

Academic Roster

Graduates (2)

19	Troy LaNeve	OF	L/R	6-0	205	5th/4L	Pittsburgh, Pa./Pine Richland
40	Sam Hliboki	RHP	L/R	6-3	207	5th/4L	Los Angeles, Calif./Harvard Westlake

Seniors (3)

16	Jack Bulger	C	R/R	6-0	222	Sr./3L	Bowie, Md./DeMatha Catholic
21	Calvin Hewett	OF	R/L	6-3	218	Sr./3L	Greenland, N.H./Portsmouth
45	Alan Espinal	C	R/R	6-0	214	Sr./3L	Viera, Fla./Viera

Juniors (12)

1	Matthew Polk	UTL	R/R	5-11	192	Jr./2L	Long Beach, Calif./Orange Lutheran
10	Jacob Humphrey	UTL	R/R	5-10	179	Jr./TR	Standish, Maine/Bonny Eagle
11	Davis Diaz	INF	R/R	5-11	188	Jr./2L	Pittsburg, Calif./Acalanes
13	Jonathan Vastine	INF	L/R	5-11	166	Jr./2L	Bartow, Fla./Bartow Senior High
17	Ryan Ginther	LHP	R/L	5-11	207	Jr./2L	Hendersonville, Tenn./Station Camp
18	JD Rogers	OF	L/L	5-10	208	Jr./2L	Carmel, Ind./Carmel
20	Carter Holton	LHP	L/L	5-11	191	Jr./2L	Guyton, Ga./Benedictine Military
55	Colton Regen	RHP	R/R	6-4	188	Jr./2L	Mt. Juliet, Tenn./Mt. Juliet
88	Sawyer Hawks	RHP	R/R	6-4	223	Jr./TR	Lakeland, Fla./McKeel Academy of Technology
95	Devin Futrell	LHP	L/L	6-5	218	Jr./2L	Pembroke Pines, Fla./American Heritage School
97	Bryce Cunningham	RHP	R/R	6-5	230	Jr./2L	Headland, Ala./Headland
98	Greysen Carter	RHP	S/R	6-4	237	Jr./2L	Louisville, Colo./Fairview

Sophomores (12)

3	Jayden Davis	INF	R/R	5-10	205	So./TR	Cookeville, Tenn./Cookeville
5	Logan Poteet	C	R/R	6-2	219	So./1L	Powell, Tenn./Powell
6	Matt Wolfe	INF	R/R	6-1	198	So./1L	Westerville, Ohio/Olentangy Orange
8	Chris Maldonado	INF	R/R	6-1	194	So./1L	Short Hills, N.J./Seton Hall Prep
9	Ray Velazquez	INF	R/R	6-1	212	So./1L	Lowell, Mass./St. Thomas More School
22	JD Thompson	LHP	R/L	6-0	203	So./1L	Rusk, Texas/Rusk
23	Devan Kodali	OF	R/L	6-2	196	So./1L	New York, N.Y./Poly Prep Country Day
32	Cooper Holbrook	OF	R/R	6-3	211	So./1L	Mount Pleasant, S.C./Porter-Gaud
36	Levi Huesman	LHP	R/L	6-0	192	So./TR	Hanover, Va./Hanover
38	David Horn Jr.	RHP	R/R	6-4	224	So./1L	Mission Viejo, Calif./JSerra Catholic
42	RJ Austin	UTL	R/R	5-11	193	So./1L	Atlanta, Ga./Pace Academy
80	Andrew Dutkanych IV	RHP	R/R	6-3	230	So./1L	Indianapolis, Ind./Brebeuf Jesuit Prep

Freshmen (17)

2	RJ Hamilton	UTL	R/R	5-10	177	Fr./HS	Hoover, Ala./Hoover
25	Matt Ossenfort	INF	L/L	6-3	218	Fr./HS	Sioux Falls, S.D./Marjory Stoneman Douglas
26	Braden Holcomb	INF	R/R	6-4	257	Fr./HS	Ocoee, Fla./Foundation Academy
27	Kaito Muto	UTL	S/R	5-7	170	Fr./HS	Bowling Green, Ky./Foundation Christian Academy
28	Camden Kozeal	INF	L/R	5-10	207	Fr./HS	Omaha, Neb./Millard South
30	Ethan Robinson	RHP	R/R	6-5	208	Fr./HS	Murfreesboro, Tenn./Donelson Christian Academy
31	Duke Ekstrom	RHP	R/R	6-2	195	Fr./HS	San Diego, Calif./Point Loma
33	Luke Guth	RHP	R/R	6-1	185	Fr./HS	Franklin, Pa./Franklin Area
34	Brennan Seiber	RHP	R/R	6-5	228	Fr./HS	Newport Beach, Calif./Mater Dei
35	Nik Copenhaver	RHP	R/R	6-4	210	Fr./HS	Hamilton, Ohio/Stephen T. Badin
37	Jakob Schulz	LHP	R/L	6-2	216	Fr./HS	Houston, Texas/Memorial
44	Colin Barczy	C	R/R	6-3	217	Fr./HS	Naperville, Ill./Naperville Central
66	Deegan Cordova	RHP	R/R	6-2	196	Fr./HS	Lake Havasu City, Ariz./Lake Havasu
77	Alex Kranzler	RHP	R/R	6-3	224	Fr./HS	Norwood, N.J./Northern Valley Regional
89	Ethan McElvain	LHP	S/L	6-4	241	Fr./HS	Thompson's Station, Tenn./Nolensville
90	Miller Green	LHP	L/L	6-5	232	Fr./HS	Nashville, Tenn./Lipscomb Academy
96	Nate Teague	RHP	R/R	6-7	232	Fr./HS	Snow Camp, N.C./Southern Alamance

Geographic Roster

Alabama (2)		Nebraska (1)	
2	RJ Hamilton	28	Camden Kozeal
97	Bryce Cunningham		Omaha, Neb./Millard South
Arizona (1)		New Hampshire (1)	
66	Deegan Cordova	21	Calvin Hewett
	Lake Havasu City, Ariz./Lake Havasu		Greenland, N.H./Portsmouth
California (6)		New Jersey (2)	
1	Matthew Polk	8	Chris Maldonado
11	Davis Diaz	77	Alex Kranzler
31	Duke Ekstrom		Short Hills, N.J./Seton Hall Prep
34	Brennan Seiber		Norwood, N.J./Northern Valley Regional
38	David Horn Jr.	New York (1)	
40	Sam Hliboki	23	Devan Kodali
	Los Angeles, Calif./Harvard Westlake		New York, N.Y./Poly Prep Country Day
Colorado (1)		North Carolina (1)	
98	Greysen Carter	96	Nate Teague
	Louisville, Colo./Fairview		Snow Camp, N.C./Southern Alamance
Florida (5)		Ohio (2)	
13	Jonathan Vastine	6	Matt Wolfe
26	Braden Holcomb	35	Nik Copenhaver
45	Alan Espinal		Westerville, Ohio/Olentangy Orange
88	Sawyer Hawks		Hamilton, Ohio/Stephen T. Badin
95	Devin Futrell	Pennsylvania (2)	
	Pembroke Pines, Fla./American Heritage School	19	Troy LaNeve
Georgia (2)		33	Luke Guth
20	Carter Holton		Pittsburgh, Pa./Pine Richland
42	RJ Austin		Franklin, Pa./Franklin Area
	Guyton, Ga./Benedictine Military	South Carolina (1)	
	Atlanta, Ga./Pace Academy	32	Cooper Holbrook
Illinois (1)			Mount Pleasant, S.C./Porter-Gaud
44	Colin Barczy	South Dakota (1)	
	Naperville, Ill./Naperville Central	25	Matt Ossenfort
Indiana (2)			Sioux Falls, S.D./Marjory Stoneman Douglas
18	JD Rogers	Tennessee (7)	
80	Andrew Dutkanych IV	3	Jayden Davis
	Indianapolis, Ind./Brebeuf Jesuit Prep	5	Logan Poteet
Kentucky (1)		17	Ryan Ginther
27	Kaito Muto	30	Ethan Robinson
	Bowling Green, Ky./Foundation Christian Academy	55	Colton Regen
Maine (1)		89	Ethan McElvain
10	Jacob Humphrey	90	Miller Green
	Standish, Maine/Bonny Eagle/UMass Lowell		Nashville, Tenn./Lipscomb Academy
Maryland (1)		Texas (2)	
16	Jack Bulger	22	JD Thompson
	Bowie, Md./DeMatha Catholic	37	Jakob Schulz
Massachusetts (1)			Rusk, Texas/Rusk
9	Ray Velazquez		Houston, Texas/Memorial
	Lowell, Mass./St. Thomas More School	Virginia (1)	
		36	Levi Huesman
			Hanover, Va./Hanover/Coastal Carolina

Head Coach Tim Corbin



The Corbin File

Career Record • 989-558-1 (27th season)
Record at Vanderbilt • 883-420-1 (22nd season)

Alma Mater • Ohio Wesleyan '84

Family • Wife, Maggie;
daughters, Molly and Hannah

Age • 61

The 2024 season is the 22nd as head coach at Vanderbilt for Tim Corbin. During his tenure Corbin has turned the Commodores into a national power, leading Vanderbilt to two national championships in the last 10 seasons (2014, 2019).

Corbin's record of 883-420-1 (.678) is first all-time in wins at Vanderbilt and first in winning percentage for coaches with 100 games or more. In his career as a head coach Corbin is 989-558-1 (.638). Corbin's efforts have paid off in the win column and across the board as D1Baseball.com tabbed Vandy the top program in the nation in 2015 and second in 2017 and 2019.

In January 2020, Corbin was inducted into the American Baseball Coaches Association Hall of Fame as part of the class of 2020. Corbin was among six individuals to be enshrined at the 76th annual ABCA Convention.

Over the last 10 seasons, the Dores have secured four trips to the College World Series finals while running their streak to 17 consecutive NCAA Tournament berths — the longest active streak in Division I.

Since taking over in 2003, 55 players have been named All-America including 18 who have received first-team All-America recognition. During that stretch, 31 Commodores have been named freshman All-America and 30 have made MLB appearances.

Vanderbilt won its fourth SEC Tournament Championship in 2023 with three of those coming during Corbin's tenure. The Dores went 42-20 on the season and extended the nation's longest active NCAA Tournament streak to 17 seasons.

For the fifth year in a row and 22nd time at Vandy, Corbin saw a student-athlete drafted in the first round of the 2023 MLB Draft when Enrique Bradfield Jr. was selected by the Baltimore Orioles.

In 2022, Corbin guided the Vanderbilt baseball program to its 16th consecutive NCAA Tournament berth, appearing in the NCAA Corvallis Regional. The Commodores finished the season with a 39-23 mark. Vandy got out to an impressive 19-2 start to the season, highlighted by an 18-game winning streak that marked the second-longest streak in program history.

After suffering a loss in their opening game of the NCAA Corvallis Regional against San Diego, the Dores battled back to win three consecutive games to advance to the program's 12th regional final across the last 13 NCAA Tournaments.

Vanderbilt outscored its opponents 43-6 across its three wins in the NCAA Regional, including a 21-run outburst against New Mexico State. Vandy's 21 runs against the Aggies tied the program-record for most runs in an NCAA Tournament game. After earning an 8-1 victory over third-ranked Oregon State to force a winner-take-all Game 7 in the NCAA Corvallis Regional, the Commodores fell to the host Beavers in a one-run matchup to end the season.

Vandy concluded the year with two student-athletes receiving All-America honors and two freshmen earning Freshman All-America recognition. Enrique Bradfield Jr. was tabbed as a consensus All-American for the second consecutive season, while Spencer Jones earned third-team All-America honors from Perfect Game.

Freshman left-handers Carter Holton and Devin Futrell both earned Freshman All-America honors, with Holton being recognized as a unanimous Freshman All-American.

Vanderbilt had six players selected in the 2022 Major League Baseball Draft, including a first-round selection for the fourth consecutive year. Spencer Jones was taken 25th overall in first round by the New York Yankees, while former Commodore Kumar Rocker was selected third overall by the Texas Rangers.

The Commodores were one of five programs to boast multiple student-athletes on the 2022 USA Baseball Collegiate National Team, as the duo of Enrique Bradfield Jr. and Carter Holton earned spots on the final 26-man roster. Vanderbilt associate head coach Scott Brown served as the pitching coach on the Collegiate National Team coaching staff, as the squad earned a bronze medal at Honkbalweek Harlem.

The 2021 Vanderbilt baseball team made an appearance in the College World Series for the second straight NCAA Tournament, marking the second time the program has made consecutive trips to Omaha. The Commodores finished as the national runner-up behind a 49-18 mark, falling one game short of the national title.

Vandy opened the postseason with six consecutive wins, sweeping through the NCAA Nashville Regional before defeating No. 13 East Carolina at home to clinch the program's fifth trip to the College World Series. The Commodores limited the Pirates to just one run across the two-game span, which marked the fewest-ever for Vanderbilt in an NCAA Super Regional.

Making their fourth appearance in Omaha in the last eight years, the Dores used strong comeback efforts in two of their three wins against teams on their side of the bracket. Vandy rallied from an early 3-0 deficit against Arizona to battle back and defeat the Wildcats, 7-6, in a 12-inning thriller before fighting off elimination against Stanford with a ninth-inning walk-off win. The Commodores erased a 4-0 deficit against the Cardinals before winning on a walk-off wild pitch, as Spencer Jones came across to score the winning run in the final frame.

After clinching the program's fifth trip to the College World Series finals, Vanderbilt claimed the opening game of the matchup with Mississippi State, 8-2. Sophomore Jack Leiter worked 6.0 strong innings, while the Commodores jumped out to an early 7-2 advantage before cruising to victory.

Vanderbilt capped the season with four players receiving All-America honors, including unanimous first-team selections Jack Leiter and Kumar Rocker, who tied for the nation's lead in strikeouts with 179 apiece. Enrique Bradfield Jr. recorded 47 stolen bases, which marked the most in the country, while being recognized as a unanimous Freshman All-American and a consensus All-American.

In July, the Commodores had seven players selected in the Major League Baseball Draft, including two top 10 picks. The pitching duo of Leiter and Rocker became the 11th and 12th Vanderbilt players to be taken in the top-10 during the Tim Corbin era. It marked the third time that Vandy has had multiple players selected in the top-10 of the MLB Draft, which is the most of any school in MLB Draft history.

The Commodores capped their shortened 2020 campaign ranked No. 5 by Collegiate Baseball. Vanderbilt led the nation in ERA (1.84) while finishing third in hits allowed per nine innings (5.51), fourth in strikeouts per nine innings (12.1) and fifth in shutouts (4).

Vanderbilt posted an SEC-record 59 wins during its historic 2019 College World Series championship campaign. The Commodores captured the SEC regular season and tournament titles, becoming the first program to accomplish the feat outright since Vandy's 2007 program did so.

The Commodores set single-season records in home runs (100), RBIs (541), walks (339), runs (578) and strikeouts (765). For his efforts, Corbin was named American Baseball Coaches Association and Collegiate Baseball's coach of the year.

In June, Vanderbilt matched an SEC record with 13 players selected in the Major League Baseball Draft. Outfielder JJ Bleday became the ninth Vandy player to be selected in the top-10 in the Tim Corbin era.

The Commodores became the first school to reach the College World Series finals three times since the event moved to TD Ameritrade Park in 2011 and first to win multiple titles at the ballpark.

Right-hander Kumar Rocker etched his name into Commodore lore, becoming the first pitcher in NCAA Super Regional history to toss a no-hitter, doing so behind 19 strikeouts against Duke. The Athens, Georgia, product went on to be named freshman of the year by Baseball America and D1Baseball as well as the College World Series Most Outstanding Player. Rocker was among eight student-athletes to earn All-America status.

Vanderbilt reached the NCAA Tournament for the 13th straight year in 2018 and advanced to its seventh NCAA Super Regional in nine seasons. The Commodores set a program record and finished fifth nationally with a .981 fielding percentage. With 101 stolen bases, Vandy finished atop the SEC for the third time in six seasons.

The Dores won 10 of their final 14 games highlighted by three straight wins at the NCAA Clemson Regional while capturing the event for a second consecutive season. With the result, Vandy went on to host the Super Regionals for the first time since 2014.

Head Coach Tim Corbin

Vanderbilt matched a national-best as four players were named to the 2018 Collegiate Baseball Freshman All-America team (Philip Clarke, Pat DeMarco, Mason Hickman and Austin Martin). Eight players were selected in the MLB Draft including a pair of third-round selections in Connor Kaiser and Reid Schaller.

The 2017 squad captured the program's fourth NCAA Regional title in five years, running off three victories in four days including an 8-0 statement victory to capture the event against host Clemson.

Following the season, Baseball America tabbed juniors Kyle Wright and Jeren Kendall All-America. Four days later, the duo was selected in the first round of the MLB Draft with the fifth pick and 23rd selection, respectively. In total, 15 Commodores have been selected in the first round since Corbin arrived to campus in 2003, including seven in the past four years.

Meanwhile, fresh off a phenomenal sophomore campaign, starting pitcher Patrick Raby became the 17th Commodore to play for USA Baseball's Collegiate National Team not including Corbin, who coached the 2006 team to a 28-2-1 mark while winning the gold medal at the World University Championship in Cuba.

A young roster helped lead the 2016 Vanderbilt squad to a successful season in which the Commodores and Hawkins Field host NCAA Regionals for the fifth time in six seasons before finishing the year 43-19. The season came to an abrupt end in the NCAA Nashville Regional following the tragic death of freshman Donny Everett the night before the tournament began.

The Commodores were led by third-team All-Americans Jeren Kendall and Bryan Reynolds, who combined to drive in 116 runs, score 122 runs and hit 22 home runs – led by Reynolds' 13 homers. Three Vandy freshmen earned freshman All-America status with Alonzo Jones, Ethan Paul and Patrick Raby all earning the honor. Fellow freshman Connor Kaiser picked up All-SEC Freshman honors along with Paul.

Jordan Sheffield led the way for the Dores' pitching staff going 8-6 with a 3.01 ERA and 113 strikeouts over 101.2 innings en route to becoming the 13th first round pick under Corbin and 10th Vanderbilt pitcher to hear his name in the first round when the Los Angeles Dodgers tabbed him with the 36th overall pick. Fellow pitcher Ben Bowden followed quickly in the second round to the Colorado Rockies before Reynolds was selected later in the second round by San Francisco to give the Commodores three selections in the first two rounds of the MLB Draft. John Kilichowski, Jason Delay and Will Toffey were all selected to give Vanderbilt six players selected in the draft, marking the 10th straight year that at least five Commodores have been selected in the draft.

The 2015 Commodores marched back to the College World Series for the second straight year to give the program its first consecutive trips to Omaha. Vanderbilt finished as the national runner-up behind a 51-21 mark, making it the only program in the nation with three straight 50-win seasons.

The Dores rallied to win nine straight games, the team's longest winning streak of the season, in the NCAA Tournament to reach the CWS finals sweeping through the NCAA Nashville Regional in dominant fashion before toppling national seed Illinois on the road to reach Vanderbilt's third trip to the College World Series. Vanderbilt rolled through the NCAA Regional with wins over Lipscomb, Indiana and Radford. The 21-0 victory over Radford shattered the school record for margin of victory in the NCAA Tournament and matched the NCAA mark. The Commodores continued the roll in Illinois with a pair of dominating wins over the Illini to win the school's first road Super Regional. Back in Omaha for the third time in five years, the Commodores rolled through their half of the bracket with a come-from-behind victory over Cal State Fullerton and two wins over TCU. The Dores provided plenty of drama in the win over the Titans, winning on Jeren Kendall's walk-off home run for a 4-3 victory in the resumption of a suspended game. Vandy won its third straight game at TD Ameritrade Park via the home run in the team's first game against TCU with Zander Wiel's seventh inning solo homer scoring the only run of the game. Vanderbilt breezed into the championship series with a 7-1 victory in the rematch against the Horned Frogs three days later. Vanderbilt claimed the opening game against Virginia 5-1 behind a dominant Carson Fulmer start with the right-hander turn in 7.2 scoreless innings in his final start as a Commodore.

Dansby Swanson and Fulmer led the team in their final season in black and gold earning first-team All-America honors with Swanson picking up National Player of the Year honors from D1Baseball.com and Perfect Game. Fulmer was named National Pitcher of the Year with Swanson earned the Brooks Wallace Award as the nation's top shortstop. The duo also became the second pair of Vanderbilt teammates and the fourth in the history of the Golden Spikes to be finalists in the same year joining Price and Pedro Alvarez from 2007. Corbin has coached three different pairs of teammates to be finalists for the Golden Spikes with the four Vanderbilt players joining Clemson's Khalil Green and Jeff Baker. Fulmer became the third Vanderbilt pitcher to pick up SEC Pitcher of the Year honors after becoming just the fourth pitcher in the league's history to win the pitching triple crown, leading the nation's premier league in wins, ERA and strikeouts. Freshmen Will Toffey, Jeren Kendall and Kyle Wright were consensus freshman All-America.

Three Commodores were selected in the first round of the MLB Draft, another program first, with Swanson, Fulmer and Walker Buehler all joining a growing group of Vanderbilt first round picks. Swanson became the second Commodore to hear his name called first with the Arizona Diamondbacks taking him No. 1 overall. Vanderbilt is one of two colleges to have multiple top picks with Price and Swanson. Fulmer was taken eighth overall by the Chicago White Sox and Buehler 24th overall by the Los Angeles Dodgers. Fulmer and Buehler became the eighth and ninth Vanderbilt pitchers under Corbin to be selected in the first round joining Jeremy Sowers (6th overall, Cleveland 2004), Price (1st overall, Tampa Bay 2007), Casey Weathers (8th overall, Colorado 2007), Mike Minor (7th overall, Atlanta 2009), Sonny Gray (18th overall, Oakland 2011), Grayson Garvin (59th overall, Tampa Bay 2011) and Tyler Beede (14th overall, San Francisco).

Vanderbilt finished off the school's second national championship and first men's title with a dramatic 3-2 victory over Virginia in the finals of the College World Series to cap a 51-21 season in 2014. The Vanderbilt skipper was named the consensus National Coach of the Year. Corbin's Commodores rose to the occasion in the postseason sweeping through the Nashville Regional with wins over Xavier and Oregon before taking down Stanford in three games of the Super Regional to advance to Vanderbilt's second College World Series in school history. Hawkins Field hosted NCAA Regionals and Super Regionals for the third time in four years. In Omaha, Corbin continued to push the Commodores with wins over rival Louisville in the first round and comeback win over UC Irvine. Vanderbilt reached the championship series with a dramatic, walk-off win over Texas on Tyler Campbell's bases loaded, infield single. The team sealed the national title in the third game thanks to an eighth inning, solo homer from John Norwood and clutch pitching from Adam Ravenelle. The final victory in Omaha gave the Dores a 10-3 record in the NCAA Tournament.

Corbin reached two more milestones during the regular season with his 500th victory at Vanderbilt, a 5-1 victory at Missouri on May 3, 2014, and his 600th career victory with a win at Arkansas on April 19, 2014.

Vanderbilt's middle infield of Swanson and Vince Conde led the way much of the season with the duo earning first team All-SEC honors. Both garnered All-America honors along with freshmen Bryan Reynolds and Hayden Stone, who picked up freshman All-America status. Fulmer was picked as a second team All-SEC and All-Defense team member by the league's coaches. Over the summer the Dores pulled off another program first with four players – Swanson, Fulmer, Bryan Reynolds and Buehler – suiting up for USA Baseball's Collegiate National Team, matching the Collegiate National Team's record for players from one school.

Tyler Beede became the ninth player under Corbin to be drafted in the first round of the MLB Draft in June when the San Francisco Giants picked Beede with the 14th overall selection.

For the second time in his career Corbin was named the SEC Coach of the Year by the league's coaches after the Commodores posted one of the best seasons in school history in 2013. The Commodores matched a school record with a 54-12 mark and smashed the Southeastern Conference record, finishing the conference slate an amazing 26-3. Vanderbilt won every series during the regular season, including nine series sweeps. The squad outscored opponents by an average of 8.2-3.9 runs per game with the pitching staff turning in a sub 3.00 ERA for the second time in three seasons.

The Commodores' SEC regular season championship was the team's second in three years and third under Corbin. For the fourth time in five years the Dores played in the SEC Tournament championship and made their eighth straight NCAA Tournament while hosting regionals for the third time and super regionals for the second time.

Five Commodores earned All-American honors led by first-team All-Americans Tony Kemp and Beede. Kemp became just the second Commodore in history to be named SEC Player of the Year and just the third in league history to win both Freshman of the Year and Player of the Year awards in his career. Over the summer, Beede pitched for Team USA to become the 12th Vanderbilt player to don the stars and stripes.

The 2012 Commodores overcame a slow start to post the team's seventh straight trip to the postseason. The Dores finished the season as one of the hottest teams in the nation winning four consecutive SEC series, including series victories over No. 3 Kentucky and No. 4 LSU. Vanderbilt rolled into the SEC Tournament having won 12 of the last 15 regular season games. Corbin guided the Commodores to the tournament championship game for the sixth time in nine trips, losing to a red-hot Mississippi State team. Vanderbilt made the NCAA Tournament with a trip to the Raleigh Regional finishing runner-up to host NC State to end the season 35-28.

For the second consecutive season, the Commodores' freshman class was tabbed the nation's best by Baseball America, becoming the first school in the poll's 13-year history to post back-to-back top classes. Vanderbilt's 2012 freshman class was the unanimous top class, also picking up the honor from Collegiate Baseball.

Head Coach Tim Corbin

In 2012, one of Corbin's prize pupils, Price, was named the American League Cy Young Award winner. Price was the top overall pick by Tampa Bay in 2007 after a stellar career at Vanderbilt. The southpaw went 20-5 with a 2.56 ERA and 205 strikeouts over 211 innings for the Rays to become the first Commodore to win the Cy Young.

The Commodores' magical run to Omaha featured several school records equaled or passed. Vanderbilt won 54 games to match the school record set in 2007 and set the SEC record with 12 players selected in the Major League Baseball draft. Hawkins Field hosted the NCAA Regional round for just the second time in history and Super Regionals for the first time with the Dores sweeping through both rounds en route to the College World Series. Individual awards supplemented the team's success with Grayson Garvin earning SEC Pitcher of the Year and Kemp picking up SEC Freshman of the Year honors. Garvin became the second Vanderbilt pitcher to earn the prestigious league award joining Price, while Kemp is the second Commodore to be named the league's freshman of the year along with Pedro Alvarez. All four awards have come under Corbin's watch. Sonny Gray, Jason Esposito, Aaron Westlake and Garvin all garnered All-American honors with Kevin Ziomek, T.J. Pecoraro, Conrad Gregor and Kemp being named Freshmen All-American.

The 2010 Commodores racked up the second-most wins in school history finishing the year with a 46-20 mark, eventually falling at Florida State in the third game of the Super Regional. In order to get to Florida State the team advanced out of the Louisville regional, a place where the Dores' 2009 season end. During the regular season, Corbin led the Commodores to a 16-12 mark, good enough for third in the Southeastern Conference East Division behind Florida and eventual national champion South Carolina.

In 2009, Corbin took a young squad with seven new offensive starters and molded them into a team that finished with a 37-27 record and runner-up finishes in the SEC tournament and the NCAA Louisville Regional. The 2009 draft featured six Commodores selected, highlighted by junior pitcher Mike Minor's selection with the seventh overall pick by the Atlanta Braves. His selection marked the fifth time in the last three seasons a Vanderbilt student-athlete has been picked in the first round.

In 2008, Corbin guided the Commodores to their second straight 40-win season (41-22) and third consecutive appearance in the NCAA tournament. The Commodores battled through the first half of the season without the services of Preseason Player of the Year Pedro Alvarez and managed to record road sweeps over Mississippi State and Tennessee for the first time in school history.

The 2008 draft had eight Commodores selected, highlighted by Pedro Alvarez who was taken with the second overall pick by the Pittsburgh Pirates. Vanderbilt became the first school in draft history to have the first overall pick (Price in 2007) and second overall pick in consecutive drafts.

In 2007, Corbin guided the Commodores to their best season ever, finishing with a school-record 54 wins. The team also achieved a No. 1 national ranking for the first time in school history and held that honor for 13 of 15 weeks during the regular season.

Vanderbilt also swept through the SEC, winning both the regular season and tournament crown for the first time ever, and it marked the first time an SEC team had done it since 1996. The team lost only one conference series the entire season against SEC West Division winner Arkansas in Fayetteville and avenged the series loss by defeating the Razorbacks in the SEC tournament title game.

The conference recognized Corbin for the work he had done, naming him SEC Coach of the Year. Corbin also picked up co-National Coach of the Year honors from College Baseball Insider and regional Coach of the Year honors by the American Baseball Coaches Association.

The Commodores hosted their first NCAA Regional as the No. 1 national seed and arrived as a power in college baseball. Corbin's success and methods of running the Vanderbilt program has earned him respect among the college and international baseball communities. In the summer of 2006 he managed the USA Baseball National Team to a 28-2-1 record that culminated with a gold medal finish at the International University Sports Federation World University Championship in Havana, Cuba. The .919 winning percentage set a national team high and garnered special recognition by the United States Olympic Committee.

In 2006, he led a youthful Commodore squad to a 38-27 record and sixth-place finish in the rugged SEC. The team was the youngest team in the league, with seven everyday starters being freshmen or sophomores. For the second time in three seasons, Corbin guided the team to the SEC championship game and the young squad also gained valuable NCAA experience after advancing to the championship round of the Atlanta Regional.

In 2005, Corbin directed the squad to its second consecutive 30-win season, an achievement that had not been done in over 15 years. The campaign was highlighted with series wins over Alabama, Mississippi, South Carolina and College World Series participant Tennessee.

In 2004, Corbin not only directed the Commodores to their first NCAA Tournament appearance in 24 years, but their first-ever Super Regional as they swept through the Charlottesville Regional with victories over George Mason, Princeton and host Virginia. In the Super Regional, they fell to the eventual national runner-up, Texas, still carved out a piece of history as the first team in NCAA baseball history to make it that far one year after finishing with a sub-.500 record. Vanderbilt racked up 45 wins, was the only team to rank among the SEC's top five in earned run average (first), batting average (fourth) and fielding percentage (first) and finished with a .703 winning percentage, third-best in the highly competitive conference, which sent nine schools to the NCAA Tournament. The Commodores' school-record .978 fielding percentage was second in the nation, and their 30 error-free games were 11 more than the previous season.

His first Vanderbilt team in 2003 finished 27-28 overall and 14-16 in the SEC, good enough for second in the Eastern Division. It earned a conference tournament berth with a season-ending sweep of Tennessee capped by a dramatic ninth-inning rally in the series finale. The overall and conference victory totals were the most by a first-year Vanderbilt coach and made more impressive by the fact that the Commodores were 12-5 in one-run games. That squad set then school records for fielding percentage (.972), fewest errors in a season (60), most saves in a season (15) and fewest walks allowed in a season (168). The team notched series victories over nationally-ranked conference foes LSU, Auburn and Florida, each among the top 15 at the time. On May 6, 2003, Vanderbilt recorded the first perfect game in school history, which was a collective effort. Four different pitchers contributed to the 4-0 victory over Western Kentucky.

In addition to the on field successes, the baseball program itself has had significant upgrades to the facilities with a new fieldhouse, complete with new locker rooms for players, coaches and Commodore alums playing professional baseball. Also included are coach's offices, a classroom that overlooks Hawkins Field and a new weight room. In 2009, permanent seats in the outfield pushed Hawkins Field seating capacity to double the amount when Corbin arrived in 2003.

Corbin, along with his coaching staff's recruiting efforts paid off in 2005, 2011 and 2012 as each recruiting class was labeled the nation's best by Baseball America.

Before Corbin was hired as the 21st coach in program history, Vanderbilt had not earned a spot in the conference tournament in a decade but made the post-season tournament in 2004. During the 2004 regular season, Vanderbilt swept a series against Mississippi State for the first time. It was one of three conference whitewashes and one of five series wins in all. His efforts earned him the 2004 Vanderbilt Coach of the Year award and a nomination for the Nashville Sports Council's Sports Person of the Year. Plus, a school-record five players were named to the SEC All-Tournament team, five players were drafted on the first day and seven Vanderbilt players in all were chosen in the Major League Baseball Draft, topped by No. 6 overall pick, Jeremy Sowers.

Corbin came to Vanderbilt following nine seasons as an assistant coach at baseball power Clemson. During his time there (1994-2002), the Tigers had more victories than all but four programs. Clemson won more than 71-percent (434 wins, 172 losses) of its games, captured two Atlantic Coast Conference regular season titles, made nine appearances in the NCAA Tournament and reached the College World Series four times (1995, 1996, 2000 and 2002). The Tigers ended the 2002 season with their ninth consecutive top-25 finish and sixth top 10-finish since 1994. Corbin was promoted twice during his tenure. He received the title of assistant head coach in 1998 and in September 2001 became associate head coach and recruiting coordinator. He crafted a national reputation as one of the most respected assistant coaches in the country while helping produce nine straight top-25 ranked recruiting classes. His on-field work with outfielders and hitters helped 20 Clemson players earn All-America honors and 36 drafted to play professional baseball.

Corbin's dedication and attention to detail caught the eye of the national baseball publication Baseball America on numerous occasions. In 1997, it touted the Clemson coaching staff as one of the top five "College Recruiting Staffs" in the country. It later tabbed the 1999 Tiger freshman class as No. 1 nationally. In 2000, Baseball America and the American Baseball Coaches Association named Corbin its National Assistant Coach of the Year. Also in 2000, Southern California head coach Mike Gillespie served as skipper of the USA Baseball team and chose Corbin as an assistant for his staff. That group guided the Americans to a gold-medal finish at the World Championships in the Netherlands, and that team set a national program record for best winning percentage (.900).

Prior to his tenure at Clemson, Corbin was head coach at Presbyterian College for six seasons beginning in 1988. There he restarted a baseball program that had been dormant for several years. He directed Presbyterian College from NAIA to NCAA Division II status and had a 106-138 overall record. Along the way, the Blue Hose made three consecutive appearances in the South Atlantic playoffs (1991-93), and Corbin earned South Atlantic Coach of the Year honors in 1990.

Student-Athletes and Recruits Drafted Under Corbin

2023		
Max Clark, OF	DET	1st Round (3rd Overall)
Enrique Bradfield Jr., OF	BAL	1st Round (17th Overall)
George Lombard, SS	NYN	1st Round (26th Overall)
Thomas White, LHP	MIA	1st Round (35th Overall)
Alex Clemmey, LHP	CLE	2nd Round
Hunter Owen, LHP	KC	4th Round
Patrick Reilly, RHP	PIT	5th Round
Nick Maldonado, RHP	MIA	8th Round
Thomas Schultz, RHP	WAS	9th Round
RJ Schreck, OF	SEA	9th Round
Grayson Moore, RHP	CHC	14th Round

2022		
Andrew Jones, OF	ARI	1st Round (2nd Overall)
Kumar Rocker, RHP	TEX	1st Round (3rd Overall)
Dylan Lesko, RHP	SD	1st Round (15th Overall)
Brandon Barriera, LHP	TOR	1st Round (23rd Overall)
Spencer Jones, OF	NYN	1st Round (25th Overall)
Noah Schultz, LHP	CWS	1st Round (26th Overall)
Sal Stewart, 3B	CIN	1st Round (32nd Overall)
Karson Milbrandt, RHP	MIA	3rd Round
Dominic Keegan, UTL	TB	4th Round
Chris McElvain, RHP	CIN	8th Round
Ryan Clifford, OF	HOU	11th Round
Javier Vaz	KC	15th Round
Carter Young	BAL	17th Round

2021		
Jack Leiter, RHP	TEX	1st Round (2nd Overall)
Jordan Lawlar, SS	ARI	1st Round (5th Overall)
Kumar Rocker, RHP	NYM	1st Round (10th Overall)
Joshua Baez, OF	STL	2nd Round
Michael Morales, RHP	SEA	3rd Round
Luke Murphy, RHP	LAA	4th Round
CJ Rodriguez, C	OAK	5th Round
Hugh Fisher, LHP	ARI	10th Round
Davis Diaz, INF	ARI	12th Round
Jayson Gonzalez, INF	CWS	17th Round
Carter Holton, LHP	MIL	19th Round
Dominic Keegan, UTL	NYN	19th Round

2020*		
Austin Martin, UTL	TOR	1st Round (5th overall)
Robert Hassell III, OF	SD	1st Round (8th overall)
Pete Crow-Armstrong, OF	NYM	1st Round (19th overall)
Tyler Brown, RHP	HOU	3rd Round
Jake Eder, LHP	MIA	4th Round
Mason Hickman, RHP	CLE	5th Round

**Draft shortened to five rounds*

2019		
JJ Bleday, OF	MIA	1st Round (4th overall)
Anthony Volpe, SS	NYN	1st Round (30th overall)
Kendall Williams, RHP	TOR	2nd Round
Trejyn Fletcher, OF	STL	2nd Round
Drake Fellows, RHP	SD	6th Round
Philip Clarke, C	TOR	9th Round
Ethan Paul, SS	PIT	9th Round
Stephen Scott, OF	BOS	10th Round
Zach King, LHP	MIA	13th Round
Jackson Gillis, LHP	MIL	13th Round
Joe Gobillet, LHP	TB	16th Round
AJ Franklin, LHP	KC	17th Round
Patrick Raby, RHP	CIN	17th Round
Pat DeMarco, OF	NYN	17th Round
Jack Leiter, RHP	NYN	20th Round
Ty Duvall, C	OAK	25th Round
Parker Noland, 3B	MIA	31st Round
Spencer Jones, OF	LAA	31st Round

Julian Infante, 1B	MIA	36th Round
Maxwell Romero Jr., C	CIN	38th Round
T.J. McKenzie, SS	STL	39th Round

2018		
Ryan Weathers, LHP	SD	1st Round (7th overall)
Ethan Hankins, RHP	CLE	1st Round (35th overall)
Xavier Edwards, SS	SD	CBA, 38th pick
Will Banfield, C	MIA	CBB, 69th pick
Connor Kaiser, SS	PIT	3rd Round
Ryder Green, OF	NYN	3rd Round
Reid Schaller, RHP	WAS	3rd Round
Chandler Day, RHP	WAS	7th Round
Brett Hansen, RHP	HOU	38th Round
Nick Northcut, 3B	BOS	11th Round
Maddux Conger, RHP	DET	22nd Round
Justin Wilson, RHP	RHP	23rd Round
Alonzo Jones, OF	OAK	25th Round
Ethan Paul, SS	PIT	26th Round
Stephen Scott, OF	MIA	31st Round
Austin Becker, RHP	TEX	37th Round
Kumar Rocker, RHP	COL	38th Round
Isaiah Thomas, OF	COL	39th Round

2017		
Kyle Wright, RHP	ATL	1st Round (5th overall)
Jeren Kendall, OF	LAD	1st Round (23rd overall)
Will Toffey, 3B	OAK	4th Round
Jason Delay, C	PIT	4th Round
Collin Snider, RHP	KC	12th Round
Reed Hayes, RHP	BAL	13th Round
Matt Ruppenthal, RHP	HOU	17th Round
Pat DeMarco	NYN	24th Round
Cooper Davis	OF	25th Round
Tyler Brown, RHP	CIN	26th Round
Jake Eder, LHP	NYM	34th Round
Ro Coleman, OF	DET	34th Round

2016		
Ian Anderson, RHP	ATL	1st Round (3rd overall)
Braxton Garrett, LHP	MIA	1st Round (7th overall)
Jordan Sheffield, RHP	LAD	1st Round (36th overall)
Ben Bowden, LHP	COL	2nd Round
Bryan Reynolds, OF	SF	2nd Round
Thomas Jones, OF	MIA	3rd Round
Jason Delay, C	SF	11th Round
John Kilichowski, LHP	STL	11th Round
Kobie Taylor, OF	TEX	15th Round
Will Toffey, 3B	BAL	25th Round

2015		
Dansby Swanson, SS	ARI	1st Round (1st overall)
Carson Fulmer, RHP	CHW	1st Round (8th overall)
Walker Buehler, RHP	LAD	1st Round (24th overall)
Nolan Watson, RHP	KC	1st Round (33rd overall)
Triston McKenzie, RHP	CLE	1st Round (42nd overall)
Bryce Denton, 3B	STL	2nd Round
Philip Pfeifer, LHP	LAD	3rd Round
Rhett Wiseman, OF	WAS	3rd Round
Darryl Wilson, OF	CHC	4th Round
Tyler Ferguson, RHP	TEX	6th Round
Zander Wiel, 1B	MIN	12th Round
Reggie Pruitt, OF	TOR	24th Round
Donny Everett, RHP	MIL	29th Round
Chandler Day, RHP	CLE	30th Round
Alonzo Jones, SS	CHC	36th Round
John Kilichowski, LHP	CHC	39th Round

2014		
Tyler Beede, RHP	SF	1st Round (14th overall)
Touki Toussaint, RHP	ARI	1st Round (16th overall)
Justus Sheffield, LHP	CLE	1st Round (31st overall)
Cody Reed, LHP	ARI	2nd Round
Adam Ravenelle, RHP	DET	4th Round
Dylan Cease, RHP	CHC	6th Round
Vince Conde, SS	NYN	9th Round
Jared Miller, LHP	ARI	11th Round
Brian Miller, RHP	TB	15th Round
Will Toffey, 3B	NYN	23rd Round
Jeren Kendall, OF	BOS	30th Round

2013		
Kevin Ziemek, LHP	DET	2nd Round
Conrad Gregor, 1B	HOU	4th Round
Tony Kemp, 2B	HOU	5th Round
Connor Harrell, OF	DET	7th Round
Spencer Navin, C	LAD	11th Round
Jordan Sheffield, RHP	BOS	13th Round
Mike Yastrzemski, OF	BAL	14th Round
Aubrey McCarty, INF/P	SF	35th Round
Ro Coleman, INF	CWS	40th Round

2012		
Matt Olson, 1B	OAK	1st Round (47th overall)
Collin Wiles, RHP	TEX	1st Round (53rd overall)
Sam Selman, LHP	KC	2nd Round
Drew VerHagen, RHP	DET	4th Round
Anthony Gomez, SS	MIA	6th Round
Walker Buehler, RHP	PIT	14th Round
Carson Fulmer, RHP	BOS	15th Round
Will Clinard, RHP	DET	19th Round
Rhett Wiseman, OF	CWS	25th Round
Mike Yastrzemski, OF	SEA	30th Round
Connor Harrell, OF	DET	31st Round
Xavier Turner, 3B	BOS	34th Round
Pat Delano, RHP	BOS	35th Round
Dansby Swanson, SS	COL	38th Round
Tyler Ferguson	SF	40th Round

2011		
Sonny Gray, RHP	OAK	1st Round (18th overall)
Tyler Beede, RHP	TOR	1st Round (21st overall)
Kevin Comer, RHP	TOR	1st Round (57th overall)
Grayson Garvin, LHP	TB	1st Round (59th overall)
Jason Esposito, 3B	BAL	3rd Round
Jack Armstrong, RHP	HOU	3rd Round
Aaron Westlake, 1B	DET	3rd Round
Corey Williams, LHP	MIN	3rd Round
Taylor Hill, RHP	WAS	6th Round
Mark Lamm, RHP	ATL	6th Round
Curt Casali, C	DET	10th Round
Shawon Dunston Jr., OF	CHC	11th Round
John Norwood, OF	TOR	12th Round
Navery Moore, RHP	ATL	14th Round
Will Clinard, RHP	MIN	30th Round
Philip Pfeifer, LHP	TEX	44th Round
Adam Ravenelle, RHP	NYN	44th Round
Nevin Wilson, LHP	PHI	44th Round
Joe Loftus, OF	ARI	46th Round

Student-Athletes and Recruits Drafted Under Corbin

2010		
Drew Hayes, RHP	CIN	11th Round
Kevin Ziomek, LHP	ARI	13th Round
Aaron Westlake, 1B/OF	TOR	22nd Round
Taylor Hill, RHP	CLE	30th Round
Russell Brewer, RHP	COL	31st Round
Andrew Giobbi, C	SEA	32nd Round
Joel McKeithan, SS	COL	39th Round
Conrad Gregor, 1B/OF	CWS	40th Round
Chase Reid, RHP	STL	41st Round
Robert Hansen, RHP	STL	45th Round
T.J. Pecoraro, RHP	HOU	48th Round

2009		
Mike Minor, LHP	ATL	1st Round (7th overall)
Caleb Cotham, RHP	NYN	5th Round
Nick Christiani, RHP	CIN	13th Round
Sam Selman, LHP	LAA	14th Round
Steven Liddle, OF	MIN	15th Round
Drew Hayes, RHP	SEA	22nd Round
Regan Flaherty, INF/OF	SEA	28th Round
Michael Yastzemski, OF	BOS	36th Round
Jonathan White, OF	ARI	40th Round

2008		
Pedro Alvarez, 3B	PIT	1st Round (2nd overall)
Ryan Flaherty, SS	CHC	1st Round (41st overall)
Brett Jacobson, RHP	DET	4th Round
Ryan Westmoreland, OF	BOS	5th Round
Jason Esposito, SS	KC	7th Round
Dominic de la Osa, OF	MIN	11th Round
David Macias, OF	CHC	19th Round
Shea Robin, C	HOU	20th Round
Navery Moore, RHP	BOS	26th Round
Sonny Gray, RHP	CHC	27th Round
Matt Marquis, OF	BOS	28th Round
Joe Loftus, 3B	MIN	29th Round
Nick Christiani, RHP	CLE	32nd Round
Jack Armstrong, RHP/1B	TEX	36th Round
Will Clinard, RHP	LAD	37th Round
Alex Feinberg, 2B	COL	43rd Round
Grayson Garvin, LHP	HOU	45th Round

2007		
David Price, LHP	TB	1st Round (1st overall)
Casey Weathers, RHP,	COL	1st Round (8th overall)
Dominic de la Osa, INF/OF	DET	10th Round
Cody Crowell, LHP	TOR	14th Round
Ty Davis, RHP	ARI	22nd Round
Tyler Rhoden, RHP	CIN	22nd Round
Jonathan White, OF	MIL	24th Round
Stephen Shao, LHP	COL	26th Round
Kellen St. Luce, LHP	FLA	37th Round
Chase Reid, RHP	MIL	42nd Round
Sean Bierman, LHP	CIN	42nd Round
Joey Manning, OF	PHI	47th Round

2006		
Mike Minor, LHP	TB	13th Round
Matt Buschmann, RHP	SD	15th Round
Brian Hernandez, C	SD	19th Round
Casey Weathers, RHP	DET	25th Round
Greg Moviell, LHP	SEA	26th Round

2005		
Kyler Burke, OF	SD	1st Round (35th overall)
Jensen Lewis, RHP	CLE	3rd Round
Ryan Mullins, LHP	MIN	3rd Round
Mike Baxter, 1B	SD	4th Round
Jeff Sues, RHP	PIT	5th Round
Ryan Rote, RHP	CWS	5th Round
Brett Jacobson, RHP	ARI	11th Round
Pedro Alvarez, 3B	BOS	14th Round
Warner Jones, INF	DET	17th Round
Tony Mansolino, INF	PIT	26th Round
Antoan Richardson, OF	SF	35th Round
Bobby Kennedy, LHP	PHI	39th Round
Kurt Lipton, OF	SF	40th Round
Diallo Fon, OF	NYN	49th Round

2004		
Jeremy Sowers, LHP	CLE	1st Round (6th overall)
Kyle Waldrop, RHP	MIN	1st Round (25th overall)
Cesar Nicolas, 1B/DH	ARI	5th Round
Ryan Klosterman, SS	TOR	5th Round
Antoan Richardson, OF	ARI	13th Round
Jeff Sues, RHP	CLE	14th Round
David Price, LHP	LAD	19th Round
Jonathan Douillard, C	CHC	28th Round
Ryan Davis, INF	TB	36th Round
Ryan Rote, RHP	NYN	37th Round
Dominic de la Osa, INF	DET	49th Round

2003		
Robert Ransom, RHP	CHC	23rd Round
Steven Jackson, RHP	CLE	32nd Round
Greg Del George, INF	CWS	46th Round

2002		
Khalil Greene, SS	SD	1st Round (13th overall)
Michael Johnson, INF	SD	2nd Round
Jeff Baker, INF	COL	4th Round
William Lamura, RHP	CWS	5th Round
Matt Henrie, RHP	ARI	7th Round
Stephen Reba, RHP	COL	21st Round
Jarrod Schmidt, RHP	CIN	24th Round
Ryan Childs, RHP	BAL	33rd Round

2001		
Josh Cram, RHP	SF	4th Round
Patrick Boyd, OF	TEX	7th Round
Khalil Greene, INF	CHC	14th Round
Steve Reba, RHP	OAK	16th Round
Nick Glaser, RHP	PHI	35th Round

2000		
Patrick Boyd, OF	TEX	4th Round
Ryan Mottl, RHP	CIN	6th Round
Scott Berney, RHP	COL	18th Round

1999		
Mike Paradis, RHP	BAL	1st Round (13th overall)
Chris Heck, LHP	SD	5th Round
Brian Adams, LHP	BOS	11th Round
Doug Roper, INF	TOR	26th Round
Ryan Mottl, RHP	TEX	27th Round
Kurt Bultmann, INF	PIT	34th Round

1998		
Matt Padgett, OF	FLA	5th Round
Matt White, LHP	CLE	15th Round

1997		
Matthew LeCroy, C	MIN	1st Round (50th overall)
Gary Burnham, OF	PHI	22nd Round

1996		
Kris Benson, RHP	PIT	1st Round (1st overall)
Billy Koch, RHP	TOR	1st Round (4th overall)
David Shepard, RHP	CIN	3rd Round
Ken Vining, LHP	CWS	4th Round
Brian Matz, LHP	MON	8th Round
Paul Galloway, INF	SF	14th Round
Doug Livingston, INF	COL	17th Round

Associate Head Coach Scott Brown



The Brown File

Alma Mater • SUNY-Cortland '00

Family • Wife, Mary;
son, Nolan;
daughters, Kelsey, Riley and Emma

Age • 45

Twitter • @browntown_vandy

The 2024 season is Scott Brown's 12th as the pitching coach and eighth as associate head coach at Vanderbilt. Brown has helped the Commodores go 472-203-1 (.701).

During Brown's tenure, 39 Commodore pitchers have been selected in the MLB Draft, including 12 in the first three rounds.

Brown has helped the Dores to two national championships, four College World Series finals appearances, nine NCAA Tournaments and six NCAA Super Regional appearances. Since 2013, 13 different Vandy pitchers have been named All-America.

Brown helped guide Vanderbilt to its 17th consecutive NCAA Tournament berth during the 2023 season, with the Commodores appearing in the NCAA Nashville Regional. The Commodores finished the season with a 42-20 mark. Vandy's pitching staff ranked top-4 in Division I in hits allowed per nine innings (7.26) and WHIP (1.27) and ranked 17th in ERA (4.27).

The 2022 Vanderbilt pitching staff tallied a nation-leading 10 shutouts across the 2022 campaign, which marked the second-highest total for the program during Brown's tenure. The Commodores were led by the freshman left-handed duo of Carter Holton and Devin Futrell, who ranked first and second on the team in wins, respectively, and both received Freshman All-America honors.

The Dores closed out the season with a 3.95 ERA, which ranked 12th in the nation and second in the SEC. The Vanderbilt arms ranked third in the country in hits allowed per nine innings with a mark of 6.26, while posting the eighth-best WHIP in the nation at a mark of 1.27.

In July, Brown was named to the 2022 USA Baseball Collegiate National Team Coaching Staff, serving as the team's pitching coach. He helped guide the red, white and blue to a bronze medal at Honkbalweek Haarlem.

Brown's USA pitching staff sported a 0.70 ERA across the seven games of action, allowing just five earned runs across 49.2 innings of work. The pitching staff struck out 62 batters, while notching shutout performances in three of their seven contests.

Vanderbilt concluded its 2021 season with a second straight appearance to the College World Series, marking the second time the program has made consecutive trips to Omaha. The Commodores finished as the national runner-up behind a 49-18 mark, falling one game short of the national title.

Vandy set a program record with 790 strikeouts, which ranked second in the nation. The pitching duo of Kumar Rocker and Jack Leiter tied for the nation's lead in strikeouts with 179 apiece, becoming the first pair of teammates to lead the country in strikeouts in at least 30 seasons.

Rocker tied a program single-season record in wins with 14, which placed him first in the country, while Leiter ranked sixth in the nation with 11 wins on the campaign. Rocker and Leiter were tabbed finalists for both the Golden Spikes Award and the Dick Howser Trophy, becoming the third Vanderbilt duo to do so in the same season.

The Commodores closed out the campaign with a 3.46 ERA, which ranked eighth in the nation and led the SEC, while notching eight shutouts on the season. The Vandy pitching staff led the country in hits allowed per nine innings with a mark of 6.26, while posting the second-best WHIP in the nation at a mark of 1.11.

In July, Leiter and Rocker were both selected in the top-10 of the Major League Baseball Draft, marking the second time that Vanderbilt has had multiple top-10 picks since Brown's arrival to Nashville.

The Commodores capped their shortened 2020 campaign ranked No. 5 by Collegiate Baseball. Vanderbilt led the nation in ERA (1.84) while finishing third in hits allowed per nine innings (5.51), fourth in strikeouts per nine innings (12.1) and fifth in shutouts (4). Vanderbilt tossed three consecutive shutouts for the first time since 2011, doing so from Feb. 18-21.

In 2019, Vanderbilt led the nation with 765 strikeouts, marking the third time in six seasons the Commodores have accomplished the feat. Three pitchers finished in the top-15 nationally in wins including right-hander Drake Fellows, who matched a national-best with 13.

All six draft-eligible pitchers were selected in the 2019 MLB Draft including Fellows who was taken in the sixth round by the San Diego Padres. Reliever Tyler Brown set a school record with 17 saves, a mark that ranked second nationally and tops in the SEC.

Right-hander Kumar Rocker burst into the spotlight, being named the College World Series Most Outstanding Player in addition to being tabbed freshman of the year by Baseball America and D1Baseball.com. In a 3-0 win over Duke in the NCAA Super Regional on June 8, Rocker threw Vanderbilt's first individual no-hitter since 1971. Rocker set a Vanderbilt postseason record for strikeouts (19), surpassing David Price's mark of 17 against Austin Peay in 2007.

The Dores finished the 2018 season ranked 20th nationally with 9.4 strikeouts per nine innings. Right-hander Mason Hickman was named freshman All-America following while four Commodores heard their name called during the MLB Draft.

The 2017 season resulted in Brown's fifth first-round arm taken in the MLB Draft when the Atlanta Braves selected Kyle Wright with the fifth overall pick. The right-hander started 16 games for the Dores and went 5-6 with a 3.40 ERA. He struck out a team-high 121 in 103.1 innings pitched. He was named first-team All-SEC, joining Carson Fulmer as Commodore pitchers to nab first-team honors.

Wright teamed with sophomore Patrick Raby to give Vanderbilt one of the best tandems in the country. Raby with 10-4 with a 2.73 ERA in 16 starts. He tossed a team-high 105.1 innings. Starters Drake Fellows and Chandler Day rounded into form as the season progressed. Fellows started 10 games and pitched in 16 overall. He posted a 3-3 record with a 3.30 ERA in 62.2 innings. Day went 7-2 with a 3.78 ERA in 13 games (12 starts).

Brown's staff posted five shutouts to run the total to 35 during his tenure. The pitching staff led the SEC in hits allowed per nine innings. The group yielded only 7.47 hits per nine, sixth-best in the country.

Brown's fourth season on West End featured another first-round pick in Jordan Sheffield, his fourth with the Commodores. Sheffield headlined a young pitching staff that punched out 593 batters and walked just 211, the team's fewest since 2011. The staff also combined for nine shutouts. Junior Ben Bowden's 10 saves led the Dores and placed him fourth in a single season at Vanderbilt all-time.

Sophomore Kyle Wright blossomed in a move from the bullpen to the starting rotation, going 8-4 with a 3.09 ERA in 16 starts. Wright earned second team All-SEC honors after going 5-3 with a 1.76 ERA in his 10 league starts. Brown also developed freshman Patrick Raby into a freshman All-American and freshman All-SEC pitcher in his first season. Raby started 10 games for the Commodores, going 7-1 with a 2.61 ERA.

For the second straight season, Brown's pitching staff broke the school record for strikeouts, smashing 2014's total with 703 strikeouts as the Commodores marched back to the College World Series finals for the second straight year. For the third time under Brown, Vandy posted a team ERA under 3.00 (2.84), marking the first time in program history the team has posted three consecutive team ERAs under 3.00. The Dores' 14 shutouts led the nation and also set a program standard.

The Vanderbilt pitching staff held two first round picks in Carson Fulmer (8th overall) and Walker Buehler (24th overall) and a third-round pick in Philip Pfeifer. Fulmer matched the school record with 14 wins en route to National Pitcher of the Year honors and being named consensus first team All-America as well as SEC Pitcher of the Year. He became the fourth pitcher in league history to win the pitching triple crown, leading America's best conference in wins, ERA and strikeouts. Fulmer's career ERA of 1.99 is just the second sub-2.00 career ERA in school history, joining the legendary Jeff Peeples.

Brown developed Kyle Wright into a freshman All-American as the right-hander moved into the team's closer role at the end of the season, finishing the year with a 6-1 record and 1.23 ERA.

Associate Head Coach Scott Brown

Brown's second Vandy pitching staff set the school record with 636 strikeouts, passing the epic 2007 pitching staff that featured David Price and Casey Weathers. The Dores' pitching staff also posted a sub-3.00 ERA for the second straight season under Brown with a 2.90 team ERA led by All-SEC pitcher Carson Fulmer, whose 1.98 ERA was the fifth-lowest in school history and lowest since 1973.

Fulmer's low ERA marked the second straight season that a Commodore pitcher posted an ERA in the top 10 in school history. Fulmer also led the team with 10 saves before seamlessly transitioning to the starting rotation midway through conference play.

The staff also featured first-round pick Tyler Beede, who led the team with 116 strikeouts, and 12-game winner Walker Buehler. Buehler's 12 wins matched the third-most in a single-season by a Commodore.

Brown again developed a freshman into a freshman All-American with Hayden Stone earning the honor. Stone's freshman campaign was phenomenal with the right-hander striking out 80 in 58 innings. Brown developed one freshman pitcher into a freshman All-American in each of his first three seasons at Vanderbilt.

The Commodores' pitching staff posted one of the best years in Vanderbilt history in Brown's first season going 54-12 with 24 saves and a team ERA of 2.76 – marking the second time in three years the Dores have posted a sub-3.00 ERA. The Vandy pitching staff was dominant led by All-Americans Tyler Beede, Kevin Ziomek and Brian Miller leading the way with freshman All-American Carson Fulmer playing a key role. Beede and Ziomek paired up to be a force for the Commodores combining to win 25 games with Beede winning a school record 14 games. Miller became the school's all-time saves leader with a school single-season record 16 saves in 2013 to give him 21 in his first two seasons.

Brown's work with freshmen Fulmer, Buehler and Tyler Ferguson was evident as the trio improved throughout the season. Fulmer blossomed into one of the Dores' most valuable pitchers in the bullpen down the stretch. Buehler spent time in the weekend starting rotation and Ferguson started four midweek games for the squad going 3-1.

Brown joined the Commodores after nine successful seasons at St. John's as the Red Storm's pitching coach. During his time at St. John's, Brown oversaw remarkable progress in the Red Storm pitching staff, a group that has had 15 players sign professional contracts in eight seasons. Four pitchers (Rob Delaney, Craig Hansen, Anthony Varvaro and Scott Barnes) that Brown mentored at St. John's have played major league baseball.

Led by first-team All-Big East and second team all-region honoree Kyle Hansen, the 2011 staff tossed four shutouts, had 399 strikeouts and limited opponents to just a .261 average. Hansen, who tossed a complete-game shutout against Notre Dame, set a school-record with 107.2 innings pitched and finished with 106 strikeouts, good for sixth all-time.

The 2010 pitching staff helped the team win a school-record 43 games and racked up 455 strikeouts, second-most in school history. A third-team All-Big East selection, freshman Kyle Hansen earned freshman All-America honors from Baseball America, Louisville Slugger and the NCBWA, and was the Big East Tournament Most Outstanding Player. Three players were drafted in the MLB Draft, and alums Rob Delaney and Anthony Varvaro each made their Major League debuts.

A season after seven pitchers graduated or were drafted, a young 2009 staff that featured four freshmen ranked sixth in the Big East with 328 strikeouts. Brown also had two of his alums, Rob Delaney and Anthony Varvaro, added to MLB 40-man rosters.

Brown helped lead the 2008 pitching staff to a 3.78 ERA, which ranked first in the Big East and ninth in the country, and gave the Red Storm staff an ERA that ranked in the top 10 nationally for the third straight season. Lefty George Brown was a second-team All-American, Big East Pitcher of the Year and a first team all-conference selection, while Scott Barnes (first team) and Colin Lynch (second team) also earned all-conference honors. Five players were also selected in the MLB Draft, as Barnes (8th round), Justin Gutsie (14th), Jared Yecker (22nd), Brown (27th) and Lynch (40th) all signed professional contracts.

The 2007 staff posted a 3.48 ERA, which ranked 10th in the country and second in the Big East, and two pitchers earned All-Big East recognition as southpaw Scott Barnes was named to the first team and lefty George Brown earned third-team honors.

In his third season at St. John's, Brown guided the 2006 pitching staff to an ERA (3.21) that ranked fifth in the country.

The 2005 Red Storm staff had a combined 3.38 ERA and set a school record with a conference-leading 499 strikeouts. Craig Hansen and Anthony Varvaro each earned All-America honors, while Hansen was named Big East Pitcher of the Year. Four pitchers went on to sign professional contracts. Hansen went on to become the first player in Red Sox history to make his major league debut the same year he was drafted.

In 2004, his first season at St. John's, Brown guided the Red Storm pitching staff to a 3.86 ERA, which ranked second in the Big East and was nearly a run-and-a-half better than the previous season.

From 2002-04, Brown served as the head coach of the Sanford Mainers of the New England Collegiate Baseball League, one of the top summer wooden-bat leagues in the nation. Brown was named the league's manager of the year.

Brown came to St. John's from the State University of New York at Cortland, where he served four years as an assistant coach.

Brown first entered the coaching ranks after a stellar three-year pitching career at Cortland. A second team All-American in 1999 after going 9-1 with a 2.03 ERA, Brown racked up 19 career victories at Cortland, a mark that tied for fifth-most in school history.

Brown and his wife Mary have one son, Nolan, twin daughters, Kelsey and Riley, and daughter Emma.



Mike Baxter Hitting Coach 7th season at Vanderbilt Vanderbilt '05

The 2024 season is Mike Baxter's seventh as hitting coach and recruiting coordinator for the Commodores.

In 2023, Baxter helped lead Vanderbilt to its 17th consecutive NCAA Tournament berth, appearing in the NCAA Nashville Regional. The Commodores finished the season with a 42-20 mark.

Enrique Bradfield Jr. broke Vanderbilt's program record for career stolen bases and was drafted in the first round of the 2023 MLB Draft by the Baltimore Orioles, marking the fifth year in a row a Commodore was selected in the first round of the draft.

The Dores won their fourth SEC Tournament Championship capped by an explosive 10-run outburst in the title contest.

Vandy got out to an impressive 19-2 start to the 2022 season, highlighted by an 18-game winning streak that marked the second-longest streak in program history. The team earned a spot in the NCAA Tournament, competing in the NCAA Corvallis Regional.

Vanderbilt outscored its opponents 43-6 across its three wins in the NCAA Corvallis Regional, including a 21-run outburst against New Mexico State. Vandy's 21 runs against the Aggies tied the program-record for most runs in an NCAA Tournament game. After earning an 8-1 victory over third-ranked Oregon State to force a winner-take-all Game 7, the Commodores fell to the host Beavers in a one-run matchup to end the season.

Vandy finished the campaign with an SEC-leading 98 stolen bases, paced by Enrique Bradfield Jr., who finished a perfect 46-for-46 on stolen base attempts to rank second in the nation.

Bradfield was tabbed as a consensus All-American for the second consecutive season, while Spencer Jones earned third-team All-America honors from Perfect Game.

The Commodores had six players selected in the 2022 Major League Baseball Draft, including a first-round selection for the fourth consecutive year. Jones was taken 25th overall in first round by the New York Yankees, becoming the third Vandy hitter in the last four seasons to be taken in the first round.

Vanderbilt put together a strong offensive campaign in 2021, culminating in the program's second consecutive appearance in the College World Series and fourth trip to Omaha in the last eight seasons. The Commodores posted a 49-18 overall record, while finishing as the national runner-up.

At the plate, Vandy ranked second in the SEC in batting average, hitting at a .285 mark, while ranking fourth in the nation in hits with 653. The Commodore offense recorded 92 home runs, which ranked sixth in the country and marked the second-most in program history.

Freshman Enrique Bradfield was tabbed as a unanimous Freshman All-American and a consensus All-American, while becoming the third player in Vanderbilt history to be named SEC Freshman of the Year. Bradfield led the Commodores with 82 hits, while registering a nation-leading 47 stolen bases on the season.

Vanderbilt's 2020 recruiting class earned the top spot in Perfect Game's recruiting rankings, highlighted by four members of the Top 100 of the class.

Despite a shortened 2020 season, the Commodores saw significant development from true freshmen class that accounted for 37 percent (37 of 99) of the team's RBIs, 36 percent (59 of 65) of hits and 35 percent of runs (34 of 98). Meanwhile, junior Austin Martin continued his spectacular career, batting .377 in 16 starts while leading the team with 15 runs and six doubles.

The Commodores surged offensively during their historic 2019 campaign, setting single-season records in home runs (100), RBIs (541), walks (339) and runs (578). Vanderbilt posted an SEC-record 59 wins en route to capturing the College World Series title. Vanderbilt secured the SEC regular season and tournament titles, becoming the first program to accomplish the feat outright since Vandy's 2007 program did so.

During his second season as recruiting coordinator, Baxter hauled in the top spot in Baseball America's recruiting rankings highlighted by a national-best nine student-athletes that were ranked among the publication's top 500 prospects for the 2019 Major League Baseball Draft.

During his first season, Vanderbilt made a run to the NCAA Super Regionals, hosting the event for the first time since 2014. The Dores won 10 of their final 14 games and capped the season inside the top 25 in all six polls.

Offensively, the team swatted 67 home runs (23rd nationally) and stole 101 bases, finishing atop the SEC for the third time in six seasons. With Baxter's guidance, three offensive players were named Collegiate Baseball Freshman All-America.

As recruiting coordinator, Baxter helped the Commodores bring in the nation's No. 2-ranked class, according to Baseball America. The unit featured six players on the 2018 BA500, which ranks the best 500 players in the draft class. The 14-member class hailed from 10 different states.

Baxter joined Vanderbilt after a 12-year professional baseball career that included playing in the big leagues for four organizations over parts of six seasons. Baxter made his major league debut with the San Diego Padres in 2010, and also played for the New York Mets (2011-13), Los Angeles Dodgers (2014) and Chicago Cubs (2015).

Immediately following his playing career, Baxter was hired by the Toronto Blue Jays organization as a special assistant for the 2016 season.

He was drafted by San Diego in the fourth round of the 2005 MLB Draft following a successful two-year career for the Dores. Baxter put together a huge season in 2005 when he led the team with a .374 average, 79 hits, 48 RBI, 16 doubles, nine home runs, three triples and 30 walks. He was awarded the Jeff Peoples Most Valuable Teammate award. Baxter was named to the All-SEC Academic team in 2004 and 2005.

Baxter graduated from Vanderbilt with a bachelor of arts degree in human and organizational development from the Peabody College. Baxter resides in Green Hills with his wife, Diana, and their two children, Will and Annie.



Tyler Shewmaker Assistant Coach 3rd season at Vanderbilt Kentucky Wesleyan '08

The 2024 season is the third for Tyler Shewmaker as an assistant coach with the Vanderbilt baseball program.

In his second season with the Commodores, Shewmaker helped lead Vanderbilt to its 17th consecutive NCAA Tournament berth, appearing in the NCAA Nashville Regional. The Commodores claimed their fourth SEC Tournament Championship and finished the season with a 42-20 record.

The Commodores finished the 2022 season with a 39-23 mark, competing in the NCAA Corvallis Regional. Vandy got out to an impressive 19-2 start to the season, highlighted by an 18-game winning streak that marked the second-longest streak in program history.

Vanderbilt outscored its opponents 43-6 across its three wins in the NCAA Corvallis Regional, including a 21-run outburst against New Mexico State. Vandy's 21 runs against the Aggies tied the program-record for most runs in an NCAA Tournament game. After earning an 8-1 victory over third-ranked Oregon State to force a winner-take-all Game 7, the Commodores fell to the host Beavers in a one-run matchup to end the season.

Shewmaker assisted in the development of the Vanderbilt catchers during the 2022 campaign, as the Commodores allowed the third-fewest stolen bases in the SEC, while tying for third in the league for most runners caught stealing.

Prior to joining the Vanderbilt staff, Shewmaker spent two seasons as an assistant coach and recruiting coordinator for Campbell, after serving as the volunteer assistant coach for one year and the director of baseball operations in his initial season. During his time in Buies Creek, he helped lead the Fighting Camels to three consecutive conference championships in the Big South and three consecutive NCAA Regional appearances.

In addition to supervising the recruiting efforts for the Fighting Camels, Shewmaker oversaw the development of the Campbell catchers, while working primarily with the hitters and assisting with offensive game planning.

Prior to his time in Buies Creek, Shewmaker served as an assistant coach at his alma mater, Kentucky Wesleyan College, in 2017. He assisted heavily with recruiting for the Panthers and helped lead them to their first NCAA Division II Regional.

In addition to recruiting, Shewmaker worked full-time with Kentucky Wesleyan's catchers and assisted with hitting and base running. He also created and monitored the Panthers' strength and conditioning program for position players.


Shewmaker has coached and assisted with recruiting players from all three NCAA divisions, NAIA and NJCAA.

Shewmaker spent the summer of 2017 as an assistant coach for the Fayetteville SwampDogs of the Coastal Plain League. He helped lead the team to the first-half division title and a league playoff berth. Since 2017, including once that year, eight players that Shewmaker coached in Fayetteville have either been drafted or signed by an MLB club.

As a player, Shewmaker was a career .306 hitter in three seasons at Kentucky Wesleyan. Between 34 hits, he tallied four doubles and three triples. He also drove in 17 runs and drew 17 walks. Off the field, he was a member of the Student Athletic Advisory Committee and was named a member of "Who's Who in American Universities and Colleges."

A native of Corydon, Indiana, Shewmaker resides in Nashville with his fiancé, Greta.

Staff



Walker Grisanti
Strength and Conditioning Coach
4th season at Vanderbilt
Vanderbilt '19



Amy Elkus
Director • Baseball Operations
4th season at Vanderbilt
Kentucky '14



Hunter Reeser
Assistant Strength and Conditioning Coach
2nd season at Vanderbilt
West Chester '20



Josh Foster
Director • External Affairs
4th season at Vanderbilt
Alabama '17



Chris Matarazzo
Athletic Trainer
8th season at Vanderbilt
Springfield College '12



Zach Monash
Video Coordinator
1st season at Vanderbilt
Arizona '13



Brandon Barak
Director • Player Development
9th season at Vanderbilt
Illinois '12



John Michael Morris
Director of Recruiting
2nd season at Vanderbilt
Middle Tennessee '11



Bailey Provo
Equipment Manager
3rd season at Vanderbilt
Lipscomb '21



Ro Coleman
Maggie Corbin Minority Baseball Apprentice
1st season at Vanderbilt
Vanderbilt '17



2023 Statistics

Player	avg gp-gs	ab	r	h	2b	3b	hr	rbi	tb	slg%	bb	hp	so	gdp	ob%	sf	sh	sb-att	po	a	e	fld%
8 Chris Maldonado	.310 45-43	155	28	48	12	0	8	32	84	.542	20	8	37	4	.411	2	2	2-2	9	1	1	.909
3 RJ Schreck	.306 62-62	216	53	66	15	2	14	59	127	.588	48	18	32	3	.454	9	1	6-8	134	3	1	.993
13 Jonathan Vastine	.287 62-62	230	45	66	18	2	5	34	103	.448	25	1	65	2	.355	3	2	5-8	78	121	6	.971
1 Matthew Polk	.280 48-46	150	29	42	8	1	4	23	64	.427	5	13	37	0	.353	2	2	4-4	35	4	1	.975
51 Enrique Bradfield Jr	.279 62-62	233	69	65	13	2	6	34	100	.429	45	10	40	1	.410	5	6	37-44	175	4	0	1.000
25 Parker Noland	.277 61-61	231	36	64	12	1	9	39	105	.455	27	6	57	3	.367	0	3	0-1	401	27	7	.984
11 Davis Diaz	.263 62-62	236	56	62	7	1	9	57	98	.415	39	8	45	0	.376	7	1	2-3	53	110	9	.948
42 RJ Austin	.257 62-62	241	40	62	11	0	7	43	94	.390	29	7	48	3	.351	2	1	4-7	82	97	13	.932
16 Jack Bulger	.240 42-41	154	28	37	5	0	5	30	57	.370	23	3	27	3	.348	1	1	3-3	346	14	1	.997

18 JD Rogers	.333 11-0	6	3	2	0	0	0	1	2	.333	1	0	2	0	.429	0	0	0-0	3	0	0	1.000
45 Alan Espinal	.275 34-25	91	20	25	5	0	5	21	45	.495	11	1	33	0	.359	0	0	1-1	248	20	0	1.000
19 Troy LaNeve	.262 21-8	42	6	11	1	0	3	14	21	.500	4	0	16	0	.326	0	0	0-0	8	1	0	1.000
21 Calvin Hewett	.243 47-14	74	20	18	4	1	0	8	24	.324	3	7	18	1	.329	1	3	11-11	33	0	1	.971
10 T.J. McKenzie	.222 21-10	36	5	8	3	0	1	2	14	.389	4	0	12	1	.300	0	0	1-3	12	2	1	.933
2 Ivan Arias	.000 5-0	2	0	0	0	0	0	0	0	.000	1	0	0	0	.333	0	0	0-0	1	0	0	1.000
Totals	.275 62	2097	438	576	114	10	76	397	938	.447	285	82	469	21	.378	32	22	76-95	1643	457	42	.980
Opponents	.220 62	2011	291	442	87	3	74	275	757	.376	251	70	600	40	.325	15	17	45-57	1595	556	69	.969

LOB - Team (485), Opp (430). DPs turned - Team (43), Opp (26). IBB - Team (12), Schreck 7, Noland 2, C. Maldonado 1, Diaz 1, Austin 1, Opp (3). Picked off - Bradfield 4, Austin 2, Noland 1, C. Maldonado 1.

(All games Sorted by Earned run avg)

Player	era	w-l	app	gs	cg	sho	sv	ip	h	r	er	bb	so	2b	3b	hr	b/avg	wp	hp	bk	sfa	sha
95 Devin Futrell	3.44	8-3	16	15	0	0/2	0	83.2	71	38	32	20	72	18	1	13	.226	0	8	0	2	2
33 Hunter Owen	3.52	4-0	12	12	1	1/1	0	64.0	52	28	25	17	76	9	0	9	.219	1	6	0	1	2

29 Nick Maldonado	1.45	1-1	22	0	0	0/4	8	31.0	14	5	5	7	40	4	0	4	.135	1	2	0	0	0
80 Andrew Dutkanych IV	2.84	1-0	4	1	0	0/0	0	6.1	4	3	2	9	6	1	0	1	.200	2	0	0	0	0
36 Grayson Moore	3.08	1-0	12	2	0	0/0	0	26.1	20	12	9	10	36	4	0	1	.204	0	5	0	1	1
99 Jack Anderson	3.97	2-0	9	0	0	0/0	0	11.1	5	5	5	13	16	0	0	0	.135	2	1	0	0	0
17 Ryan Ginther	4.01	2-1	21	1	0	0/2	0	33.2	26	17	15	13	34	5	0	3	.211	1	6	0	2	0
66 Thomas Schultz	4.05	2-2	21	1	0	0/0	2	33.1	33	16	15	10	37	7	0	5	.268	0	0	0	0	4
98 Greysen Carter	4.08	2-1	13	7	0	0/1	0	28.2	16	13	13	28	23	1	0	3	.163	5	5	0	0	2
20 Carter Holton	4.11	4-1	11	11	0	0/1	0	50.1	40	24	23	24	56	13	0	4	.223	5	12	0	4	2
40 Sam Hliboki	4.88	3-3	19	3	0	0/1	0	48.0	45	28	26	12	49	5	1	8	.249	1	9	0	0	2
38 David Horn	5.40	3-0	8	0	0	0/0	0	15.0	11	10	9	13	17	3	1	3	.196	2	2	0	0	0
22 JD Thompson	5.73	2-1	13	1	0	0/0	0	22.0	22	15	14	13	23	4	0	4	.256	3	4	0	1	1
88 Patrick Reilly	5.77	5-4	16	4	0	0/1	0	48.1	44	37	31	30	65	5	0	6	.238	7	5	0	4	1
97 Bryce Cunningham	6.43	2-3	18	4	0	0/2	2	42.0	35	34	30	23	45	8	0	10	.226	2	4	0	0	0
55 Colton Regen	14.73	0-0	4	0	0	0/0	0	3.2	4	6	6	9	5	0	0	0	.267	1	1	0	0	0
Totals	4.27	42-20	62	62	1	6/5	12	547.2	442	291	260	251	600	87	3	74	.220	33	70	0	15	17
Opponents	6.35	20-42	62	62	1	2/2	8	531.2	576	438	375	285	469	114	10	76	.275	53	82	9	32	22

PB - Team (11), Bulger 8, Espinal 3, Opp (10). Pickoffs - Team (3), Futrell 2, Dutkanych 1, Opp (8). SBA/ATT - Bulger (31-38), Espinal (14-17), Reilly (11-13), Moore (6-7), Horn (6-6), Cunningham (5-6), Owen (4-4), Schultz (3-4), Holton (1-4), Hliboki (2-3), Futrell (0-3), Thompson (2-2), Anderson (2-2), Ginther (1-1), Carter (1-1), N. Maldonado (1-1).

2023 Statistics

Multiple Hit Games

Player	2	3	4	5+	Tot
12 Dominic Keegan.....	19	5	3	-	27
51 Enrique Bradfield Jr.....	15	6	3	-	24
34 Spencer Jones.....	11	7	2	1	21
6 Tate Kolwyck.....	13	4	-	-	17
16 Jack Bulger.....	7	5	-	1	13
25 Parker Noland.....	7	4	-	-	11
11 Davis Diaz.....	5	4	-	-	9
2 Javier Vaz.....	5	3	1	-	9
9 Carter Young.....	6	-	1	-	7
21 Calvin Hewett.....	5	2	-	-	7
39 Gavin Casas.....	3	1	-	-	4
13 Jonathan Vastine.....	2	-	-	-	2
1 Matthew Polk.....	2	-	-	-	2
45 Alan Espinal.....	1	-	-	-	1
19 Troy LaNeve.....	1	-	-	-	1
10 T.J. McKenzie.....	1	-	-	-	1
TEAM.....	103	41	10	2	156

Multiple RBI Games

Player	2	3	4	5+	Tot
12 Dominic Keegan.....	12	4	4	-	20
34 Spencer Jones.....	9	4	2	1	16
6 Tate Kolwyck.....	5	3	-	-	8
2 Javier Vaz.....	5	1	1	1	8
9 Carter Young.....	5	2	-	-	7
16 Jack Bulger.....	7	-	-	-	7
25 Parker Noland.....	2	4	-	-	6
51 Enrique Bradfield Jr.....	1	1	3	-	5
21 Calvin Hewett.....	5	-	-	-	5
39 Gavin Casas.....	1	-	2	-	3
11 Davis Diaz.....	3	-	-	-	3
19 Troy LaNeve.....	1	1	-	-	2
1 Matthew Polk.....	2	-	-	-	2
3 Rob Gordon.....	-	1	-	-	1
10 T.J. McKenzie.....	-	1	-	-	1
45 Alan Espinal.....	1	-	-	-	1
TEAM.....	59	22	12	2	95

Hitting Streaks

34 Spencer Jones.....	19
6 Tate Kolwyck.....	11
51 Enrique Bradfield Jr.....	10
9 Carter Young.....	9
12 Dominic Keegan.....	8
21 Calvin Hewett.....	7
2 Javier Vaz.....	5
25 Parker Noland.....	5
16 Jack Bulger.....	5
11 Davis Diaz.....	4
39 Gavin Casas.....	4
13 Jonathan Vastine.....	3
19 Troy LaNeve.....	2
1 Matthew Polk.....	2
3 Rob Gordon.....	2
10 T.J. McKenzie.....	1
45 Alan Espinal.....	1

Category Leaders

Batting avg

1. 8 Chris Maldonado.....	.310
2. 3 RJ Schreck.....	.306
3. 13 Jonathan Vastine.....	.287
4. 1 Matthew Polk.....	.280
5. 51 Enrique Bradfield Jr.....	.279

Runs scored

1. 51 Enrique Bradfield Jr.....	69
2. 11 Davis Diaz.....	56
3. 3 RJ Schreck.....	53
4. 13 Jonathan Vastine.....	45
5. 42 RJ Austin.....	40

Doubles

1. 13 Jonathan Vastine.....	18
2. 3 RJ Schreck.....	15
3. 51 Enrique Bradfield Jr.....	13
4. 8 Chris Maldonado.....	12
25 Parker Noland.....	12

Total bases

1. 3 RJ Schreck.....	127
2. 25 Parker Noland.....	105
3. 13 Jonathan Vastine.....	103
4. 51 Enrique Bradfield Jr.....	100
5. 11 Davis Diaz.....	98

Sac bunts

1. 51 Enrique Bradfield Jr.....	6
2. 21 Calvin Hewett.....	3
25 Parker Noland.....	3
4. 3 tied at.....	2

Caught stealing

1. 51 Enrique Bradfield Jr.....	7
2. 42 RJ Austin.....	3
13 Jonathan Vastine.....	3
4. 10 T.J. McKenzie.....	2
3 RJ Schreck.....	2

Strikeouts

1. 13 Jonathan Vastine.....	65
2. 25 Parker Noland.....	57
3. 42 RJ Austin.....	48
4. 11 Davis Diaz.....	45
5. 51 Enrique Bradfield Jr.....	40

At bats

1. 42 RJ Austin.....	241
2. 11 Davis Diaz.....	236
3. 51 Enrique Bradfield Jr.....	233
4. 25 Parker Noland.....	231
5. 13 Jonathan Vastine.....	230

Games as sub

1. 21 Calvin Hewett.....	33
2. 19 Troy LaNeve.....	13
3. 18 JD Rogers.....	11
10 T.J. McKenzie.....	11
5. 45 Alan Espinal.....	9

Slugging pct

1. 3 RJ Schreck.....	.588
2. 8 Chris Maldonado.....	.542
3. 25 Parker Noland.....	.455
4. 13 Jonathan Vastine.....	.448
5. 51 Enrique Bradfield Jr.....	.429

Hits

1. 13 Jonathan Vastine.....	66
3 RJ Schreck.....	66
3. 51 Enrique Bradfield Jr.....	65
4. 25 Parker Noland.....	64
5. 2 tied at.....	62

Triples

1. 51 Enrique Bradfield Jr.....	2
13 Jonathan Vastine.....	2
3 RJ Schreck.....	2
4. 4 tied at.....	1

Walks

1. 3 RJ Schreck.....	48
2. 51 Enrique Bradfield Jr.....	45
3. 11 Davis Diaz.....	39
4. 42 RJ Austin.....	29
5. 25 Parker Noland.....	27

Sac flies

1. 3 RJ Schreck.....	9
2. 11 Davis Diaz.....	7
3. 51 Enrique Bradfield Jr.....	5
4. 13 Jonathan Vastine.....	3
5. 3 tied at.....	2

Steal attempts

1. 51 Enrique Bradfield Jr.....	44
2. 21 Calvin Hewett.....	11
3. 3 RJ Schreck.....	8
13 Jonathan Vastine.....	8
5. 42 RJ Austin.....	7

Grounded into DP

1. 8 Chris Maldonado.....	4
2. 42 RJ Austin.....	3
25 Parker Noland.....	3
16 Jack Bulger.....	3
3 RJ Schreck.....	3

Games played

1. 42 RJ Austin.....	62
51 Enrique Bradfield Jr.....	62
13 Jonathan Vastine.....	62
3 RJ Schreck.....	62
11 Davis Diaz.....	62

On base pct

1. 3 RJ Schreck.....	.454
2. 8 Chris Maldonado.....	.411
3. 51 Enrique Bradfield Jr.....	.410
4. 11 Davis Diaz.....	.376
5. 25 Parker Noland.....	.367

Runs batted in

1. 3 RJ Schreck.....	59
2. 11 Davis Diaz.....	57
3. 42 RJ Austin.....	43
4. 25 Parker Noland.....	39
5. 2 tied at.....	34

Home runs

1. 3 RJ Schreck.....	14
2. 11 Davis Diaz.....	9
25 Parker Noland.....	9
4. 8 Chris Maldonado.....	8
5. 42 RJ Austin.....	7

Hit by pitch

1. 3 RJ Schreck.....	18
2. 1 Matthew Polk.....	13
3. 51 Enrique Bradfield Jr.....	10
4. 11 Davis Diaz.....	8
8 Chris Maldonado.....	8

Stolen bases

1. 51 Enrique Bradfield Jr.....	37
2. 21 Calvin Hewett.....	11
3. 3 RJ Schreck.....	6
4. 13 Jonathan Vastine.....	5
5. 2 tied at.....	4

Stolen base pct

1. 8 Chris Maldonado.....	1.000
16 Jack Bulger.....	1.000
1 Matthew Polk.....	1.000
4. 51 Enrique Bradfield Jr.....	.841
5. 3 RJ Schreck.....	.750

Total plate appearances

1. 51 Enrique Bradfield Jr.....	299
2. 3 RJ Schreck.....	292
3. 11 Davis Diaz.....	291
4. 42 RJ Austin.....	280
5. 25 Parker Noland.....	267

Game starts

1. 11 Davis Diaz.....	62
3 RJ Schreck.....	62
42 RJ Austin.....	62
13 Jonathan Vastine.....	62
51 Enrique Bradfield Jr.....	62

2023 Statistics

Defensive Statistics

Player	c	po	a	e	fld%	dp	sba	csb	sba%	pb	ci
45 Alan Espinal	268	248	20	0	1.000	0	14	3	.824	3	0
51 Enrique Bradford Jr	179	175	4	0	1.000	0	0	0	.000	0	0
19 Troy LaNeve	9	8	1	0	1.000	0	0	0	.000	0	0
98 Greysen Carter	9	4	5	0	1.000	0	1	0	1.000	0	0
20 Carter Holton	9	3	6	0	1.000	0	1	3	.250	0	0
33 Hunter Owen	8	1	7	0	1.000	0	4	0	1.000	0	0
66 Thomas Schultz	7	3	4	0	1.000	0	3	1	.750	0	0
97 Bryce Cunningham	7	4	3	0	1.000	0	5	1	.833	0	0
40 Sam Hliboki	7	1	6	0	1.000	0	2	1	.667	0	0
17 Ryan Ginther	6	1	5	0	1.000	0	1	0	1.000	0	0
29 Nick Maldonado	6	4	2	0	1.000	0	1	0	1.000	0	0
88 Patrick Reilly	3	1	2	0	1.000	0	11	2	.846	0	0
18 JD Rogers	3	3	0	0	1.000	0	0	0	.000	0	0
38 David Horn	3	1	2	0	1.000	0	6	0	1.000	0	0
22 JD Thompson	2	0	2	0	1.000	0	2	0	1.000	0	0
2 Ivan Arias	1	1	0	0	1.000	0	0	0	.000	0	0
36 Grayson Moore	1	0	1	0	1.000	0	6	1	.857	0	0
80 Andrew Dukanych IV	1	0	1	0	1.000	0	0	0	.000	0	0
16 Jack Bulger	361	346	14	1	.997	1	31	7	.816	8	0
3 RJ Schreck	138	134	3	1	.993	0	0	0	.000	0	0
25 Parker Noland	435	401	27	7	.984	40	0	0	.000	0	0
1 Matthew Polk	40	35	4	1	.975	0	0	0	.000	0	0
13 Jonathan Vastine	205	78	121	6	.971	27	0	0	.000	0	0
21 Calvin Hewett	34	33	0	1	.971	0	0	0	.000	0	0
11 Davis Diaz	172	53	110	9	.948	18	0	0	.000	0	0
10 T.J. McKenzie	15	12	2	1	.933	0	0	0	.000	0	0
42 RJ Austin	192	82	97	13	.932	25	0	0	.000	0	0
8 Chris Maldonado	11	9	1	1	.909	0	0	0	.000	0	0
95 Devin Futrell	10	2	7	1	.900	0	0	3	.000	0	0
55 Colton Regen	0	0	0	0	.000	0	0	0	.000	0	0
99 Jack Anderson	0	0	0	0	.000	0	2	0	1.000	0	0
Totals	2142	1643	457	42	.980	43	45	12	.789	11	0
Opponents	2220	1595	556	69	.969	26	76	19	.800	10	0

Team Superlatives

Batting

At bats:	59	-	vs	Evansville (Mar 08, 2023)
Runs scored:	26	-	at	Mississippi State (Mar 24, 2023)
Hits:	20	-	at	Mississippi State (Mar 24, 2023)
RBI's:	26	-	at	Mississippi State (Mar 24, 2023)
Doubles:	5	-	vs	Tennessee Tech (Mar 07, 2023)
	5	-	vs	Georgia (Apr 01, 2023)
Triples:	2	-	vs	Oklahoma State (Feb 18, 2023 at Arlington, Texas)
	2	-	vs	Texas (Feb 19, 2023 at Arlington, Texas)
Home runs:	5	-	at	Mississippi State (Mar 24, 2023)
Total bases:	38	-	at	Mississippi State (Mar 24, 2023)
Walks:	10	-	(5 times)
Strikeouts:	19	-	at	Tennessee (Apr 21, 2023)
Sac hits:	3	-	at	Louisville (May 09, 2023)
Sac flies:	3	-	vs	North Alabama (Apr 11, 2023)
Stolen bases:	5	-	vs	Belmont (Mar 14, 2023 at Nashville, Tenn.)
Hit by pitch:	5	-	vs	UAB (Feb 22, 2023)
Caught stealing:	2	-	vs	UAB (Feb 22, 2023)
	2	-	vs	UCLA (Feb 25, 2023)
Runners LOB:	18	-	vs	Evansville (Mar 08, 2023)
Hit into DP:	2	-	(5 times)

Fielding

Putouts:	51	-	vs	Evansville (Mar 08, 2023)
Assists:	14	-	at	Mississippi State (Mar 25, 2023)
Errors:	4	-	vs	Arkansas (May 18, 2023)
Passed balls:	1	-	(11 times)
DPs turned:	3	-	vs	UCLA (Feb 25, 2023)
	3	-	at	Mississippi State (Mar 25, 2023)

Pitching

Innings pitched:	17.0	-	vs	Evansville (Mar 08, 2023)
Runs allowed:	17	-	at	Tennessee (Apr 22, 2023)
Earned runs:	16	-	at	Tennessee (Apr 22, 2023)
Walks allowed:	10	-	vs	Indiana State (Apr 18, 2023)
	10	-	at	Tennessee (Apr 22, 2023)
Strikeouts:	24	-	vs	Evansville (Mar 08, 2023)
Hits allowed:	14	-	vs	South Carolina (Apr 14, 2023)
Doubles allowed:	8	-	vs	Nebraska (Mar 03, 2023 at Minneapolis, Minn.)
Triples allowed:	1	-	vs	South Carolina (Apr 14, 2023)
	1	-	vs	Georgia State (May 02, 2023)
	1	-	vs	Eastern Illinois (Jun 02, 2023)
Homers allowed:	5	-	vs	South Carolina (Apr 14, 2023)
Wild pitches:	5	-	vs	Texas A&M (May 28, 2023 at Hoover, Ala.)
Hit batters:	5	-	vs	TCU (Feb 17, 2023 at Arlington, Texas)
	5	-	vs	Evansville (Mar 08, 2023)

Inning-by-Inning Scoring

Team	1	2	3	4	5	6	7	8	9	EX	Total
Vanderbilt	47	49	55	47	52	58	41	58	26	5	438
Opponents	45	38	21	21	47	43	36	24	15	1	291

Attendance

Home attendance	125,732	(34 dates avg = 3,698)
Away attendance	205,173	(28 dates avg = 7,327)
Total attendance	330,905	(62 dates avg = 5,337)

Win-Loss Summary

Total.....	42-20
Conference.....	19-11
Non-Conf.....	23-9
Home.....	26-8
Away.....	8-9
Neutral.....	8-3
Day.....	27-10
Night.....	15-10
vs Left.....	12-4
vs Right.....	30-16
1-Run games.....	7-6
2-Run games.....	6-1
5+Run games.....	22-8
Extra innings.....	2-1
Shutouts.....	6-2
Scoring 0-2 runs.....	4-10
Scoring 3-5 runs.....	5-7
Scoring 6-9 runs.....	14-3
Scoring 10+ runs.....	19-0
Opponent 0-2 runs.....	22-2
Opponent 3-5 runs.....	9-5
Opponent 6-9 runs.....	11-6
Opponent 10+ runs.....	0-7
Scored in 1st inning.....	17-4
Scores first.....	30-4
Opp. scores first.....	9-19

Individual Superlatives

Batting

At bats:	8	-	Davis Diaz vs	Evansville (Mar 08, 2023)
Runs scored:	4	-	(7 times)
Hits:	5	-	Parker Noland at	Mississippi State (Mar 24, 2023)
RBI's:	11	-	Parker Noland at	Mississippi State (Mar 24, 2023)
Doubles:	2	-	(8 times)
Triples:	1	-	(10 times)
Home runs:	2	-	(6 times)
Total bases:	11	-	Parker Noland at	Mississippi State (Mar 24, 2023)
Walks:	4	-	Enrique Bradford Jr vs	Belmont (Mar 14, 2023 at Nashville, Tenn.)
Strikeouts:	4	-	Chris Maldonado at	Tennessee (Apr 21, 2023)
	4	-	Jonathan Vastine vs	Alabama (May 26, 2023 at Hoover, Ala.)
Sac hits:	2	-	Calvin Hewett at	Louisville (May 09, 2023)
Sac flies:	2	-	Davis Diaz vs	Georgia State (May 02, 2023)
Stolen bases:	3	-	Calvin Hewett vs	Texas (Feb 19, 2023 at Arlington, Texas)
	3	-	Enrique Bradford Jr vs	Belmont (Mar 14, 2023 at Nashville, Tenn.)
Hit by pitch:	2	-	(7 times)
Caught stealing:	1	-	(19 times)
Runners LOB:	6	-	Davis Diaz vs	Evansville (Mar 08, 2023)
	6	-	RJ Austin vs	North Alabama (Apr 11, 2023)
	6	-	RJ Schreck at	Tennessee (Apr 23, 2023)

Fielding

Putouts:	17	-	Jack Bulger vs	Central Arkansas (Feb 21, 2023)
Assists:	6	-	RJ Austin at	Mississippi State (Mar 25, 2023)
Errors:	3	-	Davis Diaz vs	Oklahoma State (Feb 18, 2023 at Arlington, Texas)
Passed balls:	1	-	(11 times)

Pitching

Innings pitched:	9.0	-	Hunter Owen vs	Ole Miss (Mar 17, 2023)
Runs allowed:	9	-	Bryce Cunningham at	Tennessee (Apr 22, 2023)
Earned runs:	8	-	Bryce Cunningham at	Tennessee (Apr 22, 2023)
	8	-	Patrick Reilly at	Florida (May 12, 2023)
Walks allowed:	6	-	Greysen Carter vs	Western Kentucky (Apr 04, 2023)
	6	-	Patrick Reilly vs	Arkansas (May 18, 2023)
Strikeouts:	11	-	Hunter Owen vs	Ole Miss (Mar 17, 2023)
	10	-	Patrick Reilly at	Florida (May 12, 2023)
Doubles allowed:	5	-	Carter Holton vs	Nebraska (Mar 03, 2023 at Minneapolis, Minn.)
Triples allowed:	1	-	Sam Hliboki vs	South Carolina (Apr 14, 2023)
	1	-	David Horn vs	Georgia State (May 02, 2023)
	1	-	Devin Futrell vs	Eastern Illinois (Jun 02, 2023)
Homers allowed:	4	-	Bryce Cunningham vs	South Carolina (Apr 14, 2023)
Wild pitches:	4	-	Patrick Reilly vs	Texas A&M (May 28, 2023 at Hoover, Ala.)
Hit batters:	4	-	Carter Holton vs	Kentucky (Apr 28, 2023)

2023 Results

Date	Opponent	Score	Inns	Overall	SEC	Pitcher of record	Attend	Time
Feb 17, 2023	vs #15 TCU	L 4-11	9	0-1-0	0-0-0	Hliboki (L 0-1)	15721	3:09
Feb 18, 2023	vs #9 Oklahoma State	w 11-9	9	1-1-0	0-0-0	Dutkanych (W 1-0)	20295	2:56
Feb 19, 2023	vs Texas	w 12-2	9	2-1-0	0-0-0	Futrell (W 1-0)	16100	2:49
Feb 21, 2023	CENTRAL ARKANSAS	L 4-5	9	2-2-0	0-0-0	Reilly (L 0-1)	3642	2:58
Feb 22, 2023	UAB	w 13-1	7	3-2-0	0-0-0	Horn (W 1-0)	3604	2:15
Feb 24, 2023	#17 UCLA	w 6-0	9	4-2-0	0-0-0	Holton (W 1-0)	3778	3:03
Feb 25, 2023	#17 UCLA	L 0-3	9	4-3-0	0-0-0	Hliboki (L 0-2)	3793	2:48
Feb 26, 2023	#17 UCLA	w 2-1	9	5-3-0	0-0-0	Futrell (W 2-0)	3798	2:31
Feb 28, 2023	AUSTIN PEAY	w 11-7	9	6-3-0	0-0-0	Carter (W 1-0)	3550	3:22
Mar 03, 2023	vs Nebraska	L 3-5	9	6-4-0	0-0-0	Schultz (L 0-1)	545	2:11
Mar 04, 2023	vs #18 Maryland	w 8-7	9	7-4-0	0-0-0	N. Maldonado (W 1-0)	0	2:36
Mar 05, 2023	at Minnesota	w 4-0	9	8-4-0	0-0-0	Hliboki (W 1-2)	2796	2:47
Mar 07, 2023	TENNESSEE TECH	w 12-1	9	9-4-0	0-0-0	Futrell (W 3-0)	3637	3:00
Mar 08, 2023	EVANSVILLE	w 2-1	(17)	10-4-0	0-0-0	Thompson (W 1-0)	3491	4:44
Mar 10, 2023	LOYOLA MARYMOUNT	w 2-1	9	11-4-0	0-0-0	Hliboki (W 2-2)	3492	2:02
Mar 11, 2023	LOYOLA MARYMOUNT	w 2-0	9	12-4-0	0-0-0	Owen (W 1-0)	3676	2:04
Mar 12, 2023	LOYOLA MARYMOUNT	L 6-9	9	12-5-0	0-0-0	Futrell (L 3-1)	3566	2:35
Mar 14, 2023	vs Belmont	w 15-6	9	13-5-0	0-0-0	Reilly (W 1-1)	1410	3:10
* Mar 16, 2023	#3 OLE MISS	w 12-2	8	14-5-0	1-0-0	Holton (W 2-0)	3802	2:40
* Mar 17, 2023	#3 OLE MISS	w 8-0	9	15-5-0	2-0-0	Owen (W 2-0)	3802	2:24
* Mar 18, 2023	#3 OLE MISS	w 7-2	9	16-5-0	3-0-0	Futrell (W 4-1)	3802	2:20
* Mar 24, 2023	at Mississippi State	w 26-3	7	17-5-0	4-0-0	Holton (W 3-0)	11080	2:42
* Mar 25, 2023	at Mississippi State	w 18-5	9	18-5-0	5-0-0	Owen (W 3-0)	12927	2:51
* Mar 26, 2023	at Mississippi State	w 11-7	9	19-5-0	6-0-0	Hliboki (W 3-2)	9872	2:37
Mar 28, 2023	LIPSCOMB	w 11-1	8	20-5-0	6-0-0	Carter (W 2-0)	2451	2:42
* Mar 31, 2023	GEORGIA	w 9-2	9	21-5-0	7-0-0	Holton (W 3-0)	3802	2:10
* Apr 01, 2023	GEORGIA	w 16-8	9	22-5-0	8-0-0	Cunningham (W 1-0)	3802	2:55
* Apr 02, 2023	GEORGIA	w 4-0	9	23-5-0	9-0-0	Futrell (W 5-1)	3802	2:16
Apr 04, 2023	WESTERN KENTUCKY	w 8-1	9	24-5-0	9-0-0	Schultz (W 1-1)	3645	2:42
* Apr 06, 2023	at Missouri	w 7-6	9	25-5-0	10-0-0	Ginther (W 1-0)	1320	2:57
* Apr 07, 2023	at Missouri	L 4-5	9	25-6-0	10-1-0	Hliboki (L 3-3)	1912	2:32
* Apr 08, 2023	at Missouri	w 5-0	9	26-6-0	11-1-0	Futrell (W 6-1)	2389	2:12
Apr 11, 2023	NORTH ALABAMA	w 14-2	7	27-6-0	11-1-0	Thompson (W 2-0)	3677	2:38
* Apr 14, 2023	#6 SOUTH CAROLINA	L 6-14	9	27-7-0	11-2-0	Cunningham (L 1-1)	3802	2:45
* Apr 15, 2023	#6 SOUTH CAROLINA	w 8-5	9	28-7-0	12-2-0	Reilly (W 2-1)	3802	2:45
* Apr 16, 2023	#6 SOUTH CAROLINA	w 6-4	9	29-7-0	13-2-0	Ginther (W 2-0)	3802	2:37
Apr 18, 2023	INDIANA STATE	L 2-10	9	29-8-0	13-2-0	Thompson (L 2-1)	3746	2:46
* Apr 21, 2023	at Tennessee	L 3-4	(12)	29-9-0	13-3-0	N. Maldonado (L 1-1)	4607	3:12
* Apr 22, 2023	at Tennessee	L 1-17	7	29-10-0	13-4-0	Cunningham (L 1-2)	4619	2:25
* Apr 23, 2023	at Tennessee	L 5-10	9	29-11-0	13-5-0	Futrell (L 6-2)	4518	2:47
* Apr 28, 2023	#15 KENTUCKY	w 6-4	9	30-11-0	14-5-0	Reilly (W 3-1)	3802	3:17
* Apr 29, 2023	#15 KENTUCKY	w 9-3	9	31-11-0	15-5-0	Schultz (W 2-1)	3802	2:26
* Apr 30, 2023	#15 KENTUCKY	w 3-2	9	32-11-0	16-5-0	Anderson (W 1-0)	3802	2:56
May 02, 2023	GEORGIA STATE	w 11-5	9	33-11-0	16-5-0	Anderson (W 2-0)	3750	2:50
* May 4, 2023	at Alabama	L 2-11	9	33-12-0	16-6-0	Holton (L 4-1)	3418	2:41
* May 5, 2023	at Alabama	w 4-1	9	34-12-0	17-6-0	Owen (W 4-0)	3960	2:05
* May 6, 2023	at Alabama	L 1-2	9	34-13-0	17-7-0	Schultz (L 2-2)	5800	2:11
May 09, 2023	at Louisville	w 12-8	(12)	35-13-0	17-7-0	Horn (W 2-0)	3456	4:36
* May 12, 2023	at #7 Florida	L 0-10	7	35-14-0	17-8-0	Reilly (L 3-2)	6970	2:21
* May 13, 2023	at #7 Florida	L 2-6	9	35-15-0	17-9-0	Futrell (L 6-3)	7508	2:31
* May 14, 2023	at #7 Florida	L 2-6	9	35-16-0	17-10-0	Carter (L 2-1)	5712	2:31
* May 18, 2023	#2 ARKANSAS	L 2-8	9	35-17-0	17-11-0	Reilly (L 3-3)	3802	2:35
* May 19, 2023	#2 ARKANSAS	w 10-8	9	36-17-0	18-11-0	Cunningham (W 2-2)	3802	2:34
* May 20, 2023	#2 ARKANSAS	w 7-6	9	37-17-0	19-11-0	Horn (W 3-0)	3802	2:54
May 24, 2023	vs #19 Auburn	w 6-4	9	38-17-0	19-11-0	Reilly (W 4-3)	12685	2:37
May 25, 2023	vs #2 Florida	L 3-6	9	38-18-0	19-11-0	Cunningham (L 2-3)	12875	2:31
May 26, 2023	vs #24 Alabama	w 9-2	9	39-18-0	19-11-0	Futrell (W 7-3)	15012	2:31
May 27, 2023	vs #2 Florida	w 11-6	9	40-18-0	19-11-0	Moore (W 1-0)	8938	3:07
May 28, 2023	vs Texas A&M	w 10-4	9	41-18-0	19-11-0	Reilly (W 5-3)	8728	3:08
Jun 02, 2023	EASTERN ILLINOIS	w 12-2	9	42-18-0	19-11-0	Futrell (W 8-3)	3802	2:50
Jun 03, 2023	#24 OREGON	L 7-8	9	42-19-0	19-11-0	Ginther (L 2-1)	3802	2:53
Jun 04, 2023	XAVIER	L 1-2	9	42-20-0	19-11-0	Reilly (L 5-4)	3802	1:58

() extra inning game

All-Time Coaching Records

Year	Head Coach	Overall			Conference			
		W	L	T	W	L	T	
1904	T.W. Davis	19	6	0	.760	-	-	-
1909	E.J. Hamilton	7	12	1	.375	-	-	-
1910	E.J. Hamilton	12	6	0	.667	-	-	-
1911	Anderson Weakley	8	7	0	.533	-	-	-
1912	Herbert Sanborn	13	7	0	.650	-	-	-
1913	Herbert Sanborn	8	10	2	.450	-	-	-
1914	Dick Lyle	13	8	2	.609	-	-	-
1917	Bill Schwartz	1	0	1	.750	-	-	-
1918	Palmer	5	8	0	.385	-	-	-
1919	Ray Morrison	3	3	0	.500	-	-	-
1920	Byrd Douglas	11	11	0	.500	-	-	-
1921	Byrd Douglas	20	8	0	.714	-	-	-
1922	Wallace Wade	14	7	0	.667	-	-	-
1923	Wallace Wade	12	6	0	.667	-	-	-
1924	Bill Schwartz	5	9	0	.357	-	-	-
1925	Bill Schwartz	10	8	0	.556	-	-	-
1926	Bill Schwartz	13	13	0	.500	-	-	-
1927	Bill Schwartz	11	12	0	.478	-	-	-
1928	Bill Schwartz	7	6	0	.538	-	-	-
1929	Bill Schwartz	17	5	0	.773	-	-	-
1930	Bill Schwartz	9	7	0	.563	-	-	-
1931	Bill Schwartz	7	7	0	.500	-	-	-
1932	Bill Schwartz	16	4	0	.800	-	-	-
1934	Bill Schwartz	5	6	0	.455	-	-	-
1935	Bill Schwartz	10	2	0	.833	-	-	-
1936	Bill Schwartz	15	2	0	.882	-	-	-
1937	Bill Schwartz	11	4	0	.733	-	-	-
1938	Bill Schwartz	6	3	0	.667	-	-	-
1939	Bill Schwartz	11	5	0	.688	-	-	-
1940	Bill Schwartz	8	2	0	.800	-	-	-
1942	Jim Scoggins	10	8	1	.553	-	-	-
1947	Jim Scoggins	10	11	0	.476	2	5	0 .286
1948	Tommy Harrison	11	9	2	.523	7	8	1 .469
1949	Dave Scobey	8	11	1	.425	4	8	0 .333
1950	Dave Scobey	6	16	0	.273	4	13	0 .308
1951	Dave Scobey	0	18	1	.026	0	13	1 .036
1952	Bill Schwartz	4	16	0	.200	2	13	0 .133
1953	Woody Johnson	5	13	0	.278	3	11	0 .214
1954	Dave Scobey	11	9	1	.548	8	7	1 .531
1955	Dave Scobey	12	6	0	.667	10	4	0 .714
1956	Dave Scobey	6	15	0	.286	3	12	0 .200
1957	Dick Richardson	8	14	0	.364	3	13	0 .188
1958	Dick Richardson	4	9	0	.308	2	6	0 .250
1959	Dick Richardson	5	15	0	.250	2	13	0 .133
1960	Harley Boss	8	13	0	.381	5	8	0 .385
1961	Dick Richardson	7	15	0	.318	2	11	0 .154
1962	Jerry Elliot	2	18	2	.119	0	16	2 .056
1963	Harley Boss	6	15	0	.400	4	13	0 .235
1964	Harley Boss	7	14	0	.333	4	12	0 .250
1965	George Archie	5	14	0	.263	1	11	0 .083
1966	George Archie	2	16	0	.111	1	12	0 .077
1967	George Archie	11	12	0	.478	8	9	0 .471
-- Scholarship Era Begins --								
1968	Larry Schmittou	7	15	0	.318	2	13	0 .133
1969	Larry Schmittou	21	18	0	.538	3	10	0 .231
1970	Larry Schmittou	24	16	0	.600	5	10	0 .333
1971	Larry Schmittou	33	19	0	.635	10	7	0 .588
1972	Larry Schmittou	35	15	0	.700	13	5	0 .722
1973	Larry Schmittou@#	36	16	0	.692	13	5	0 .722
1974	Larry Schmittou@#	37	22	0	.627	11	4	0 .733
1975	Larry Schmittou	30	39	0	.435	7	9	0 .438
1976	Larry Schmittou	27	23	0	.540	12	12	0 .500
1977	Larry Schmittou	25	25	1	.500	13	12	0 .520
1978	Larry Schmittou	31	17	0	.646	10	13	0 .435
1979	Roy Mewbourne	21	25	0	.457	8	14	0 .364
1980	Roy Mewbourne@*#	34	21	1	.616	13	9	0 .591
1981	Roy Mewbourne	26	25	1	.504	9	12	1 .432
1982	Roy Mewbourne	28	17	2	.617	11	12	1 .479
1983	Roy Mewbourne	22	23	1	.489	6	15	0 .286
1984	Roy Mewbourne	28	17	0	.622	9	11	0 .450
1985	Roy Mewbourne	35	16	0	.686	10	13	0 .435
1986	Roy Mewbourne	25	29	0	.463	9	18	0 .333
1987	Roy Mewbourne	27	25	0	.519	7	20	0 .259
1988	Roy Mewbourne	30	23	0	.566	11	16	0 .407
1989	Roy Mewbourne	31	21	2	.593	11	15	1 .426
1990	Roy Mewbourne	28	30	0	.482	12	13	0 .480
1991	Roy Mewbourne	29	27	0	.518	9	19	0 .321
1992	Roy Mewbourne	29	24	1	.546	11	12	0 .478
1993	Roy Mewbourne	32	23	1	.580	11	15	1 .426
1994	Roy Mewbourne	28	30	0	.483	10	20	0 .333
1995	Roy Mewbourne	26	30	0	.464	8	19	0 .296

Year	Head Coach	Overall			Conference			
		W	L	T	W	L	T	
1996	Roy Mewbourne	29	25	0	.537	14	16	0 .467
1997	Roy Mewbourne	31	24	0	.564	14	16	0 .467
1998	Roy Mewbourne	25	28	0	.472	6	24	0 .200
1999	Roy Mewbourne	22	33	0	.400	8	22	0 .267
2000	Roy Mewbourne	21	33	0	.389	5	24	0 .172
2001	Roy Mewbourne	24	31	0	.436	9	21	0 .300
2002	Roy Mewbourne	24	27	0	.471	7	21	0 .250
2003	Tim Corbin	27	28	0	.491	14	16	0 .467
2004	Tim Corbin#	45	19	0	.703	16	14	0 .533
2005	Tim Corbin	34	21	0	.618	13	17	0 .433
2006	Tim Corbin#	38	27	0	.585	16	14	0 .533
2007	Tim Corbin@*#	54	13	0	.806	22	8	0 .733
2008	Tim Corbin#	41	22	0	.650	15	14	0 .517
2009	Tim Corbin#	37	27	0	.578	12	17	0 .414
2010	Tim Corbin#	46	20	0	.697	16	12	0 .571
2011	Tim Corbin\$#!	54	12	0	.818	22	8	0 .733
2012	Tim Corbin#	35	28	0	.556	16	14	0 .533
2013	Tim Corbin@#	54	12	0	.818	26^	3	0 .897
2014	Tim Corbin\$#!	51	21	0	.708	17	13	0 .567
2015	Tim Corbin#!	51	21	0	.708	20	10	0 .667
2016	Tim Corbin#	43	19	0	.694	18	12	0 .600
2017	Tim Corbin#	36	25	1	.534	15	13	1 .588
2018	Tim Corbin#	37	25	0	.565	16	14	0 .533
2019	Tim Corbin\$@*#!	59^	12	0	.831	23	7	0 .767
2020	Tim Corbin&	13	5	0	.722	--	--	--
2021	Tim Corbin#!	49	18	0	.731	19	10	0 .655
2022	Tim Corbin#	39	23	0	.629	14	16	0 .467
2023	Tim Corbin*#	42	20	0	.677	19	11	0 .633

\$ National Champion
@ SEC Regular Season Champion
*** SEC Tournament Champion**
NCAA Tournament Team
! College World Series Team
^ SEC Record
& Season suspended due to COVID-19 pandemic

All-Time Coaching Records


Records By Victories

Coach	W	L	T	Years Coached
Tim Corbin	883	420	1	2003-Present
Roy Mewbourne	655	608	9	1979-2002
Larry Schmittou	306	252	1	1968-1978
Bill Schwartz	155	112	1	1917, 1924-1940, 1952
Dave Scobey	43	75	0	1949-1951, 1954-1956
Byrd Douglas	31	19	0	1920-1921
Wallace Wade	26	13	0	1922-1923
Dick Richardson	24	63	0	1957-1959, 1961
Herbert Sanborn	21	17	2	1912-1913
Harley Boss	21	42	0	1960, 1963-1964
James A. Scoggins	20	19	1	1942, 1947
T. W. Davis	19	5	0	1904
E. J. Hamilton	19	18	1	1909-1910
George Archie	18	42	0	1965-1967
Dick Lyle	13	8	2	1914
Tommy Harrison	11	9	2	1908
Grantland Rice	11	9	2	1908
Anderson Weakley	8	7	0	1911
John Palmer	5	8	0	1918
Woody Johnson	5	13	0	1953
Ray Morrison	3	3	0	1919

Records By Win Percentage

Coach	Pct.	W	L	T	Years Coached
T. W. Davis792	19	5	0	1904
Tim Corbin678	883	420	1	2003-Present
Wallace Wade667	26	13	0	1922-1923
Byrd Douglas620	31	19	0	1920-1921
Bill Schwartz580	155	112	1	1917, 1924-1940, 1952
Tommy Harrison575	11	9	2	1908
Grantland Rice575	11	9	2	1908
Dick Lyle560	13	8	2	1914
Herbert Sanborn550	21	17	2	1912-1913
Larry Schmittou548	306	252	1	1968-1978
Anderson Weakley533	8	7	0	1911
Roy Mewbourne519	655	608	9	1979-2002
E. J. Hamilton513	19	18	1	1909-1910
James A. Scoggins512	20	19	1	1942, 1947
Ray Morrison500	3	3	0	1919
John Palmer384	5	8	0	1918
Dave Scobey364	43	75	0	1949-1951, 1954-1956
Harley Boss333	21	42	0	1960, 1963-1964
George Archie300	18	42	0	1965-1967
Woody Johnson277	5	13	0	1953
Dick Richardson276	24	63	0	1957-1959, 1961

Tim Corbin 2003 - present 841-400-1 Overall Record



In 21 seasons at Vanderbilt, Tim Corbin has transformed the Commodores into one of the national powers of college baseball and taken the program to unprecedented success winning national titles in 2014 and 2019.

Corbin's overall record of 883-420-1 (.678) is first in terms of wins at Vanderbilt, and first in terms of win percentage for coaches with 100 games or more.

Under Corbin, Vanderbilt boasts the nation's longest streak of consecutive NCAA Tournament appearances at 17. The Dores won their third SEC Tournament Championship under Corbin in 2023, the fourth overall for the program.

In 2019, Vanderbilt reached unprecedented success, setting an SEC record with 59 victories while capturing the SEC regular season and tournament titles en route to the national championship.

In 2015, Vanderbilt returned to the College World Series with team's fourth 50-win season in the last four making it back to the CWS finals before losing in three games to Virginia. The Dores captured the SEC East with a 20-10 mark.

The 2014 Commodores topped Virginia in the College World Series finals in three games to claim the title in just the Dores' second trip to Omaha. For the third time in four years Vandy hosted NCAA Regionals and Super Regionals, topping Oregon in the Regional final and Stanford in the Super Regionals.

Vanderbilt's 2013 team was one for the ages as the Commodores matched the school record with a 54-12 record and smashed the SEC record with a 26-3 mark to win the league title.

Roy Mewbourne 1979-2002 655-608-9 Overall Record



A fixture around Vanderbilt baseball for nearly a quarter century, Roy Mewbourne retired following the 2002 campaign, ending his career as the Commodores' all-time winningest skipper and one of most successful coaches in collegiate baseball history.

The native of Birmingham, Alabama, compiled a 655-608-9 mark in 24 seasons at Vanderbilt, and finished his 30-year coaching tenure with a 922-683-9 overall record.


In his final season as Vanderbilt's head coach, Mewbourne achieved several personal milestones, most notably becoming the 35th coach in college baseball history to reach the 900-win plateau. He registered his 900th career win against West Virginia and his 650th victory at Vanderbilt against Mississippi State. The win over the Bulldogs also came in Mewbourne's 1,600th game as a collegiate head coach.

At the start of the season, the then-56-year-old skipper also saw his dream of a new stadium become a reality with the unveiling of Hawkins Field. A catalyst in the stadium's construction, Mewbourne played a vital role in fund-raising, planning and oversight for the \$5.8 million facility.

Mewbourne fielded some outstanding teams in his Vanderbilt tenure, highlighted by his 1980 squad that captured the SEC championship, which earned him SEC Coach of the Year honors.

He coached 19 All-Americans, 19 All-SEC honorees and 59 players who signed professional baseball contracts and 111 Commodores earned SEC Academic honors, including a school record 16 in 2002.

Larry Schmittou 1968-78 306-252-1 Overall Record



Larry Schmittou arrived at Vanderbilt in 1968 and immediately changed the mindset of Commodore baseball in the Music City. After combining for 13 total wins the previous three seasons, he guided Vanderbilt to eight wins his first year, 12 in 1969 and 24 in 1970.

In 1971, Vanderbilt broke through with a 34-19 record and won the SEC Eastern Division with an 11-5 record. That would be the first of four consecutive division crowns for the Commodores. In 1973 and '74, the Commodores swept Alabama, 2-0, in a pair of best-of-three series for the overall SEC championship earning him SEC Coach of the Year honors. He coached 20 All-SEC, eight All-SEC East, eight All-South Region and seven Academic All-SEC. He had 21 players in Major League Baseball with 14 of those players taken in the draft.

Schmittou retired following the 1978 campaign after 11 years as the Vanderbilt head coach. He amassed a 306-252-1 overall record and a 98-98 mark in Southeastern Conference play.

During the time Schmittou roamed the dugout at McGugin Field, Vanderbilt won more games than any other SEC school and was one of only two schools to win four divisional titles.

Upon his retirement as Vanderbilt's head coach, Schmittou acquired the rights to a Southern League expansion franchise team, the Nashville Sounds.

He was inducted into the Vanderbilt Hall of Fame in 2016.

Individual Records

BATTING

Batting Average

Season	.459	Hunter Bledsoe, 1999
Career	.425	Hunter Bledsoe, 1997, 1999

At Bats

Inning	3	Joey Jackson vs. St. Joseph's, 3/5/1986 Vance Schulte vs. St. Joseph's, 3/5/1986
Game	9	Anthony Gomez vs. Louisville, 5/11/2010
Season	290	Rhett Wiseman, 2015
Career	941	Dominic de la Osa, 2005-08

Hits

Inning	3	Joey Jackson vs. St. Joseph's, 3/5/1986 Vance Schulte vs. St. Joseph's, 3/5/1986
Game	6	Ralph Greenbaum vs. Middle Tennessee, 4/15/1957 Spencer Jones vs. Indiana State, 5/10/22
Season	111	Warner Jones, 2004
Career	300	Dominic de la Osa, 2005-08

Runs Scored

Inning	3	Joey Jackson vs. St. Joseph's, 3/5/1986
Game	5	11 players, last time by Brian Harris vs. Georgia, 4/30/2010
Season	87	Austin Martin, 2019
Career	208	Nick Morrow, 1991-94

Doubles

Game	4	Matt Kata vs. Alabama, 5/2/1998
Season	27	Warner Jones, 2004; Dansby Swanson, 2014
Career	64	Ethan Paul, 2016-19

Triples

Game	2	Nine times, Adams Carroll, 1970; Bill Winchester, 1970; Nick Ganick, 1976; Kent Yarbrough, 1983; Jeff Graham, 1984; Jeff Graham, 1985; Mark Kruchten, 1990; Nick Morrow, 1991; Tony Kemp (2x), 2012
Season	8	Ryan Klosterman, 2004; Tony Kemp, 2012; Jeren Kendall, 2016
Career	21	Tony Kemp 2011-13

Home Runs

Game	3	Five times, Connor Kaiser at Clemson, 6/3/2018 Steve Chmil vs. UAB, 4/29/1981 David Joiner vs. Samford, 3/25/1987 Jeff Martin vs. Valparaiso, 3/13/1991 Aaron Westlake vs. Oregon State, 6/11/2011
Season	27	JJ Bleday, 2019
Career	49	Scotti Madison, 1977-80; Pedro Alvarez, 2006-08

Total Bases

Game	14	Connor Kaiser at Clemson, 6/3/2018
Season	192	JJ Bleday, 2019
Career	515	Dominic de la Osa, 2005-08

Runs Batted In

Game	11	Parker Noland at Mississippi State, 3/24/2023
Season	74	Clinton Johnston, 1998; Warner Jones, 2004
Career	188	Dominic de la Osa, 2005-08

Walks

Game	5	Five times, JJ Bleday vs. Middle Tennessee, 5/15/2018 Paul Gagliano vs. Union, 3/15/1978 Greg Smith vs. Alabama, 4/13/1986 Hunter Bledsoe vs. UT-Martin, 2/13/1999 Jason Esposito vs. Mississippi State, 5/16/2010
Season	63	Vee Hightower, 1993
Career	146	Steve Chandler, 1974-77

Stolen Bases

Game	5	Jimmy Conn vs. Belmont, 4/19/1971 Joey Cora vs. David Lipscomb, 4/23/1985 Boomer Whipple vs. Western Kentucky, 5/12/1994
Season	51	Bob Schabes, 1989
Career	130	Enrique Bradfield Jr., 2021-23

Strikeouts

Game	5	George Flower vs. Florida, 3/12/1983
Season	84	Mike Skaggs, 1989; Rhett Wiseman, 2015; Harrison Ray, 2019
Career	231	Julian Infante, 2016-19

Consecutive Hits

9	Tim Brecht, 1983
---	------------------

Consecutive Times On Base

15	Jason Esposito, 2010 (8 hits, 7 walks)
----	--

Hitting Streak

38 games	Ryan Flaherty, 2007-08
----------	------------------------

PITCHING

Wins

Season	14	Kumar Rocker, 2021 - Carson Fulmer, 2015 - Tyler Beede, 2013
Career	32	Patrick Raby, 2016-19

Winning Percentage

Season	1.000	Steve Burger (6-0), 1972
Career	.889	Carson Fulmer (24-3), 2013-15

Saves

Season	17	Tyler Brown, 2019
Career	26	Brian Miller, 2012-14

Games Pitched

Season	36	Joe Barbao, 1993
Career	116	David Daniels, 1992-95

Innings Pitched

Starter	13.0	Scott Newell vs. Miss. St., 4/5/1992
Reliever	11.0	Jeff Trenning vs. Cumberland, 4/24/1984
Season	133.1	David Price, 2007
Career	340.0	Jim Heins, 1986-89

Earned Run Average

Season	1.07	Jimmy Stephens, 1949
Career	1.68	Jeff Peebles, 1970-73

Strikeouts

Game	23	Doug Wessel vs. Tennessee-Chattanooga, 4/21/1970
Season	194	David Price, 2007
Career	441	David Price, 2005-07

FIELDING

Put Outs

Game	22	Chuck Boyett vs. Chattanooga, 4/21/1970
Season	596	Zander Wiel, 2015
Career	1543	Sean Luellwitz, 1999-2002

Assists

Game	11	Ryan Klosterman vs. ETSU, 2/18/2003
Season	202	Dansby Swanson, 2014
Career	515	Ethan Paul, 2016-19

Team Records

BATTING

Batting Average

Season 327 1985

At Bats

Inning..... 15 St. Joseph's, 3/5/1986
 Game..... 64 Louisville, 5/11/2010
 Season 2505 2015

Hits

Inning..... 13 St. Joseph's, 3/5/1986
 Game..... 30 Alabama, 4/17/1988
 Season 782 2007

Runs Scored

Inning..... 17 St. Joseph's, 3/5/1986
 Game..... 31 St. Joseph's, 3/5/1986
 Season 578 2019

Doubles

Game..... 9 Tennessee Tech, 4/29/1987
 Season 164 2019

Triples

Game..... 4 3x, last Radford, 5/31/15
 Season 28 2015

Home Runs

Game..... 9 Clemson, 6/3/2018
 Season 100 2019

Total Bases

Game..... 51 Alabama, 4/17/1988
 Season 1272 2019

Runs Batted In

Game..... 28 St. Joseph's, 3/5/1986
 Season 541 2019

Walks

Game..... 19 Middle Tennessee, 5/15/2018
 Season 389 1989

Stolen Bases

Game..... 12 Columbia, 3/10/1989
 Season 182 1989

Strikeouts

Game..... 21 Florida, 3/12/1983
 Season 620 2021

FIELDING

Put Outs

Game..... 51 Twice, last time vs. Evansville, 3/8/2023
 Season 1967 2015

Assists

Game..... 22 Louisville, 5/11/2010
 Season 765 2014

Most Errors

Game..... 14 Tennessee, 5/15/1959
 Season 154 1990

Fewest Errors

Game..... 0 Several Times
 Season 41 2018 (62 games)

Double Plays

Game..... 4 Several Times, last Ole Miss, 4/11/2015

PITCHING

Innings Pitched

Game..... 17.0 Twice, last vs. Evansville, 3/8/2023
 Season 655.2 2015

Earned Run Average

Season 2.44 2011

Saves

Season 32 2019

Strikeouts

Game..... 24 Evansville, 3/8/2023
 Season 790 2021

Walks Allowed

Game..... 17 Kentucky, 4/6/1951
 Season 305 1982

Hits Allowed

Game..... 25 Auburn, 1965
 Florida, 1967
 Season 604 1999

Runs Allowed

Game..... 27 Mississippi State, 4/7/1956
 Season 427 1998

Earned Runs Allowed

Game..... 21 Mississippi State, 4/7/1956
 Season 349 2001

MISCELLANEOUS TEAM RECORDS

Most Games 72 games in 2014, 2015
 Most Wins 59 in 2019
 Highest Winning Percentage (10 or more games)882 in 1903, 1936
 Most Wins in Regular Season 48 in 2013
 Most Consecutive Wins 20 in 2007
 Most Consecutive Wins at Home 15 in 2007
 Most Losses 33 in 2000
 Most Consecutive Losses 16 in 1951
 Most SEC Wins 26 in 2013
 Most SEC Losses 24 in 2000
 Highest SEC Winning Percentage897 in 2013
 Winning Margin 28 vs. Sewanee in 1902
 Left On Base (Game) 22 vs. Belmont, 4/5/1972
 Left On Base (Season) 603 in 2019

Single-Season Highs

BATTING

Batting Average

1.	Hunter Bledsoe (1999)	.459
2.	Clinton Johnston (1998)	.424
3.	Karl Nonemaker (1999)	.415
4.	Warner Jones (2004)	.414
5.	Greg Smith (1987)	.411
	George Flower (1985)	.411
7.	Greg Thomas (1991)	.401
8.	Scotti Madison (1980)	.399
9.	Karl Nonemaker (2000)	.393
10.	Austin Martin (2019)	.392

At-Bats

1.	Rhett Wiseman (2015)	290
2.	Ethan Paul (2019)	286
	Bryan Reynolds (2015)	286
	Anthony Gomez (2011)	286
5.	Dansby Swanson (2014)	282
6.	Dansby Swanson (2015)	281
	Bryan Reynolds (2014)	281
	Philip Clarke (2019)	279
9.	Zander Wiel (2015)	275
	Andrew Giobbi (2010)	275

Hits

1.	Warner Jones (2004)	111
2.	Austin Martin (2019)	105
	Pedro Alvarez (2007)	105
4.	Tony Kemp (2013)	104
	Ryan Flaherty (2007)	104
6.	Anthony Gomez (2011)	96
	David Macias (2008)	96
8.	JJ Bleday (2019)	95
	Bryan Reynolds (2014)	95
	Hunter Bledsoe (1999)	95

Doubles

1.	Dansby Swanson (2014)	27
	Warner Jones (2004)	27
3.	Josh Adebbe (1997)	26
4.	Jason Esposito (2010)	25
5.	Dansby Swanson (2015)	24
	Bryan Reynolds (2014)	24
	Hunter Bledsoe (1999)	24
8.	Ethan Paul (2019)	23
	Dominic de la Osa (2007)	23
	Ryan Flaherty (2007)	23

Triples

1.	Jeren Kendall (2016)	8
	Tony Kemp (2012)	8
	Ryan Klosterman (2004)	8
3.	Tony Kemp (2011)	7
4.	Jeren Kendall (2015)	6
	Dansby Swanson (2015)	6
	Tony Kemp (2013)	6
	Ryan Montgomery (1995)	6
	Joey Cora (1985)	6
	Rick Duncan (1975)	6
10.	Nick Morrow (1991)	5
	Jim Schifman (1990)	5
	Joey Cora (1984)	5
	Ted Shipley (1974)	5
	Steve Estep (1971)	5
	Jeren Kendall (2017)	5
	Carter Young (2021)	5
	Isaiah Thomas (2021)	5
	Enrique Bradfield Jr. (2022)	5

Runs Scored

1.	Austin Martin (2019)	87
2.	JJ Bleday (2019)	82
3.	Dansby Swanson (2015)	76
	Pedro Alvarez (2007)	76
5.	Ryan Klosterman (2004)	72
6.	Boomer Whipple (1994)	71
7.	Rhett Wiseman (2015)	70
	Pedro Alvarez (2006)	70
9.	Vee Hightower (1993)	69
	Enrique Bradfield Jr. (2022)	69
	Enrique Bradfield Jr. (2023)	69

Home Runs

1.	JJ Bleday (2019)	27
2.	Pedro Alvarez (2006)	22
3.	Dominic de la Osa (2007)	20
4.	Josh Adebbe (1998)	19
	Clinton Johnston (1998)	19
	Nick Morrow (1994)	19
7.	Aaron Westlake (2011)	18
	Pedro Alvarez (2007)	18
	Glenn Davis (1997)	18
	Jason Farese (1997)	18

Runs Batted In

1.	Warner Jones (2004)	74
	Clinton Johnston (1998)	74
3.	Ethan Paul (2019)	73
4.	JJ Bleday (2019)	72
5.	Greg Thomas (1991)	71
6.	Philip Clarke (2019)	70
	Cesar Nicolas (2004)	70
8.	Zander Wiel (2015)	68
	Pedro Alvarez (2007)	68
10.	Connor Harrell (2013)	67
	Dominic Keegan (2022)	67

Walks

1.	Vee Hightower (1993)	63
2.	JJ Bleday (2019)	61
3.	Pedro Alvarez (2006)	57
4.	Bob Schabes (1989)	56
5.	Brian Harris (2010)	55
6.	Conrad Gregor (2013)	54
	Scotti Madison (1979)	54
8.	Will Toffey (2016)	51
9.	Bryan Reynolds (2016)	49
	Bill Hench (1980)	49
	Steve Chandler (1976)	49

PITCHING

Wins

1.	Kumar Rocker (2021)	14
	Carson Fulmer (2015)	14
	Tyler Beede (2013)	14
3.	Drake Fellows (2019)	13
	Grayson Garvin (2011)	13
5.	Kumar Rocker (2019)	12
	Walker Buehler (2014)	12
	Sonny Gray (2011)	12
	Casey Weathers (2007)	12
	Jeff Peeples (1973)	12
10.	Kevin Ziomek (2013)	11
	David Price (2007)	11

Saves

1.	Tyler Brown (2019)	17
2.	Brian Miller (2013)	16
3.	Navery Moore (2011)	11
	Ryan Rote (2004)	11
5.	Ben Bowden (2016)	10
	Carson Fulmer (2014)	10
7.	Clinton Johnston (1996)	9
	Nick Maldonado (2021)	9
	Luke Murphy (2021)	9
10.	Russell Brewer (2008)	8
	Ryan Rote (2005)	8
	Jensen Lewis (2003)	8
	Thomas Schultz (2022)	8
	Nick Maldonado (2023)	8

Innings Pitched

1.	David Price (2007)	133.1
2.	Carson Fulmer (2015)	127.2
3.	Sonny Gray (2011)	126.0
4.	Jeremy Sowers (2004)	122.2
5.	Kumar Rocker (2021)	122.0
6.	Kevin Ziomek (2013)	119.0
7.	Drake Fellows (2019)	116.2
8.	Jeremy Sowers (2003)	115.0
9.	Jeff Peeples (1973)	114.2
10.	Phil Haigler (1995)	114.0

Earned Run Average

1.	Jimmy Stephens (1949)	1.07
2.	Jeff Peeples (1972)	1.30
3.	Jeff Peeples (1971)	1.56
4.	Jeff Peeples (1973)	1.64
5.	Carson Fulmer (2015)	1.83
6.	Carson Fulmer (2014)	1.98
7.	Mason Hickman (2019)	2.05
8.	Kevin Ziomek (2013)	2.12
9.	Jack Leiter (2021)	2.13
10.	Lewis Ray (1976)	2.19

Strikeouts

1.	David Price (2007)	194
2.	Kumar Rocker (2021)	179
	Jack Leiter (2021)	179
4.	Carson Fulmer (2015)	167
5.	David Price (2006)	155
6.	Drake Fellows (2019)	133
7.	Sonny Gray (2011)	132
8.	Doug Wessel (1971)	131
9.	Mason Hickman (2019)	129
10.	Jeremy Sowers (2003)	123

Career Highs

BATTING

Batting Average

1.	Hunter Bledsoe (1997, 1999)	.425
2.	Clinton Johnston (1996-98)	.369
	Karl Nonemaker (1999-2002)	.369
4.	Greg Smith (1985-88)	.358
5.	Anthony Gomez (2010-12)	.354
6.	Pedro Alvarez (2006-08)	.349
	Ryan Flaherty (2006-08)	.349
	Boomer Whipple (1992-95)	.349
9.	Mike Baxter (2004-05)	.345
	Dominic Keegan (2019-22)	.345

At Bats

1.	Dominic de la Osa (2005-08)	941
2.	Ethan Paul (2016-19)	880
3.	Mike Yastrzemski (2010-13)	842
4.	Connor Harrell (2010-13)	841
5.	Alex Feinberg (2005-08)	824
6.	Boomer Whipple (1992-95)	809
7.	Jim Schifman (1987-90)	792
8.	Bryan Reynolds (2014-16)	791
	Andrew Giobbi (2007-10)	791
10.	David Macias (2005-08)	784

Hits

1.	Dominic de la Osa (2005-08)	300
2.	Karl Nonemaker (1999-02)	283
3.	Boomer Whipple (1992-95)	282
4.	Anthony Gomez (2010-12)	267
5.	Jim Schifman (1987-90)	266
6.	Alex Feinberg (2005-08)	264
	Ryan Flaherty (2006-08)	264
8.	Aaron Westlake (2008-11)	263
9.	Bryan Reynolds (2014-16)	260
10.	David Macias (2005-08)	255

Runs Scored

1.	Nick Morrow (1991-94)	208
2.	Dominic de la Osa (2005-08)	204
3.	Enrique Bradfield Jr. (2021-23)	198
4.	Boomer Whipple (1992-95)	192
5.	Pedro Alvarez (2006-08)	191
6.	Aaron Westlake (2008-11)	181
7.	Tony Kemp (2011-13)	177
	Bart Nielson (1991-94)	177
9.	Mike Yastrzemski (2010-13)	176
10.	Bill Hardin (1973-76)	174

Doubles

1.	Ethan Paul (2016-19)	64
2.	Dominic de la Osa (2005-08)	63
3.	Sean Luellwitz (1999-02)	61
4.	Jason Esposito (2009-11)	60
5.	Bryan Reynolds (2014-16)	58
6.	Andrew Giobbi (2007-10)	57
7.	Boomer Whipple (1992-95)	54
	Clinton Johnston (1996-98)	54
9.	Cam Hazen (1985-88)	53
10.	Dansby Swanson (2013-15)	52
	Ryan Flaherty (2006-08)	52

Home Runs

1.	Pedro Alvarez (2006-08)	49
	Scotti Madison (1977-80)	49
3.	Clinton Johnston (1996-98)	47
4.	Dominic de la Osa (2005-08)	46
5.	Glenn Davis (1995-97)	43
6.	Aaron Westlake (2008-11)	42
	Cam Hazen (1985-88)	42
8.	Josh Adeeb (1996-98)	41
	Nick Morrow (1991-94)	40
10.	Greg Thomas (1991-93)	38

Runs Batted In

1.	Dominic de la Osa (2005-08)	188
2.	Nick Morrow (1991-94)	181
3.	Clinton Johnston (1996-98)	179
4.	Aaron Westlake (2008-11)	178
5.	Ethan Paul (2016-19)	175
6.	Ryan Flaherty (2006-08)	169
7.	Connor Harrell (2010-13)	168
	Greg Thomas (1991-93)	168
9.	Curt Casali (2008-11)	167
10.	Jason Esposito (2009-11)	165
	Andrew Giobbi (2007-10)	165

Stolen Bases

1.	Enrique Bradfield Jr. (2021-23)	130
2.	Charles DeFrance (1980-82)	96
3.	Vee Hightower (1990-93)	91
4.	Joey Cora (1983-85)	84
5.	Bob Schabes (1986-89)	78
6.	Jim Schifman (1987-90)	73
7.	Tony Kemp (2011-13)	72
8.	Dominic de la Osa (2005-08)	68
9.	Jeren Kendall (2015-17)	67
10.	Jason Esposito (2009-11)	66

PITCHING

Wins

1.	Patrick Raby (2016-19)	32
2.	Jeff Peeples (1970-73)	29
3.	Kumar Rocker (2019-21)	28
4.	Sonny Gray (2009-11)	27
5.	Jim Gibbs (1981-84)	25
6.	Carson Fulmer (2013-15)	24
	Mike Willis (1969-72)	24
8.	Tyler Beede (2012-14)	23
	Matt Buschmann (2003-06)	23
	Jeremy Sowers (2002-04)	23
	Kyle Balch (1985-88)	23
	Jack Nuismer (1976-79)	23

Strikeouts

1.	David Price (2005-07)	441
2.	Mike Willis (1969-72)	350
3.	Jeremy Sowers (2002-04)	327
4.	Kumar Rocker (2019-21)	321
5.	Sonny Gray (2009-11)	317
6.	Carson Fulmer (2013-15)	313
7.	Drake Fellows (2017-19)	308
8.	Mike Minor (2007-09)	303
9.	Kyle Wright (2015-17)	290
10.	Patrick Raby (2016-19)	288

Earned Run Average

1.	Jeff Peeples (1970-73)	1.68
2.	Carson Fulmer (2013-15)	1.99
3.	Jack Leiter (2020-21)	2.08
4.	Brian Miller (2012-14)	2.32
5.	Nick Maldonado (2020-23)	2.62
6.	Grayson Garvin (2009-11)	2.62
7.	Kyle Wright (2015-17)	2.78
8.	Walker Buehler (2013-15)	2.87
9.	Kumar Rocker (2019-21)	2.89
10.	John McLean (1970-73)	2.93

Innings Pitched

1.	Jim Heins (1986-89)	340.0
2.	Jeremy Sowers (2002-04)	338.2
3.	David Price (2005-07)	313.0
4.	Ronnie McGill (1990-93)	310.2
5.	Patrick Raby (2016-19)	308.0
6.	Mike Willis (1970-72)	307.2
7.	Mike Minor (2007-09)	304.0
8.	Taylor Hill (2008-11)	294.0
9.	Sonny Gray (2009-11)	293.1
10.	Matt Buschmann (2003-06)	289.1

Saves

1.	Brian Miller (2012-2014)	26
2.	Tyler Brown (2018-present)	20
3.	Ryan Rote (2004-05)	19
4.	Russell Brewer (2008-10)	18
5.	Nick Maldonado (2020-23)	17
6.	David Daniels (1992-95)	15
7.	Carson Fulmer (2013-15)	14
8.	Ben Bowden (2014-16)	12
	Russell Brewer (2008-10)	12
10.	Navery Moore (2009-11)	11
	Jensen Lewis (2003-05)	11
	Mark Bode (1970-73)	11

Season-by-Season Leaders

BATTING

Batting Average

1970	Jeff Love	374
1971	Jerry Reasonover	357
1972	Steve Estep	354
1973	Rick Duncan	343
1974	Rick Duncan	324
1975	Rick Duncan	348
1976	Steve Chandler	357
1977	Jerry Robertson	361
1978	Bill Hench	344
1979	Mike Pike	390
1980	Scotti Madison	399
1981	Tim Turner	339
1982	Cam Stubbs	381
1983	Darren Puskarich	363
1984	Joey Cora	361
1985	George Flower	411
1986	Greg Smith	356
1987	Greg Smith	411
1988	Jim Schifman	359
1989	Bob Schabes	352
1990	Jim Schifman	362
1991	Greg Thomas	401
1992	Gabe Whatley	328
	Nick Morrow	328
1993	Boomer Whipple	374
1994	Nick Morrow	390
1995	Josh Paul	388
1996	Glenn Davis	358
1997	Hunter Bledsoe	389
1998	Clinton Johnston	424
1999	Hunter Bledsoe	**459
2000	Karl Nonemaker	393
2001	Sean Luellwitz	328
	Karl Nonemaker	328
2002	Sean Luellwitz	370
2003	John Kaye	316
2004	Warner Jones	414
2005	Mike Baxter	374
2006	Ryan Flaherty	339
2007	Pedro Alvarez	386
2008	David Macias	356
2009	Aaron Westlake	377
2010	Anthony Gomez	379
2011	Conrad Gregor	353
2012	Anthony Gomez	353
2013	Tony Kemp	391
2014	Bryan Reynolds	338
2013	Dansby Swanson	335
2016	Jeren Kendall	332
2017	Will Toffey	354
2018	JJ Bleday	368
2019	Austin Martin	392
2020	Austin Martin	***377
2021	Dominic Keegan	345
2022	Dominic Keegan	371
2023	Chris Maldonado	310

At-Bats

1970	John McLean	144
1971	Steve Estep	203
1972	Steve Estep	198
1973	Ted Shipley	194
1974	Rick Duncan	210
1975	Rick Duncan	210
1976	Bill Anderson	184
1977	Kenny Sholl	172
1978	Bill Hench	183
1979	Mark Elliott	168
1980	Charles DeFrance	192
1981	Charles DeFrance	197
1982	Charles DeFrance	179

1983	Joey Cora	169
1984	Joey Cora	166
1985	Joey Cora	201
1986	David Joiner	201
1987	Greg Smith	202
1988	Bob Schabes	212
1989	Jim Schifman	207
1990	Jim Schifman	229
1991	Greg Thomas	227
1992	Greg Thomas	210
1993	Boomer Whipple	211
	Greg Thomas	211
1994	Craig Sands	222
	Bart Nielson	222
1995	Josh Paul	219
1996	Josh Paul	223
1997	Josh Aдеб	221
1998	Matt Kata	227
1999	Matt Kata	227
2000	Karl Nonemaker	224
2001	Kevin Geshke	232
2002	Karl Nonemaker	212
2003	Warner Jones	227
2004	Warner Jones	268
2005	Warner Jones	238
2006	Brian Hernandez	255
2007	Ryan Flaherty	273
2008	David Macias	270
2009	Steven Liddle	250
2010	Andrew Giobbi	275
2011	Anthony Gomez	286
2012	Anthony Gomez	255
2013	Tony Kemp	266
2014	Dansby Swanson	282
2015	Rhett Wiseman	290
2016	Jeren Kendall	250
2017	Jeren Kendall	261
2018	Pat DeMarco	242
2019	Ethan Paul	286
2020	Cooper Davis	***69
2021	Parker Noland	246
2022	Enrique Bradfield Jr.	243
2023	RJ Austin	241

Hits

1970	John McLean	47
1971	Jerry Reasonover	70
1972	Steve Estep	70
1973	Ted Shipley	65
1974	Rick Duncan	68
1975	Rick Duncan	73
1976	Bill Anderson	60
1977	Jerry Robertson	57
1978	Bill Hench	63
1979	Mike Pike	60
1980	Scotti Madison	81
1981	Tim Turner	57
	Jerry Williams	57
1982	Charles DeFrance	60
1983	Darren Puskarich	61
1984	Joey Cora	60
1985	Joey Cora	81
1986	Bill Shiverick	67
	Greg Smith	67
1987	Greg Smith	83
1988	Jim Schifman	71
1989	Jim Schifman	65
1990	Jim Schifman	83
1991	Greg Thomas	91
1992	Greg Thomas	64
1993	Boomer Whipple	79
1994	Nick Morrow	80
1995	Josh Paul	85
1996	Glenn Davis	78

1997	Josh Aдеб	81
1998	Clinton Johnston	84
1999	Hunter Bledsoe	95
2000	Karl Nonemaker	88
2001	Sean Luellwitz	65
2002	Sean Luellwitz	77
2003	Warner Jones	70
2004	Warner Jones	**111
2005	Mike Baxter	79
2006	Pedro Alvarez	79
2007	Pedro Alvarez	105
2008	David Macias	96
2009	Aaron Westlake	90
2010	Jason Esposito	94
2011	Anthony Gomez	96
2012	Anthony Gomez	90
2013	Tony Kemp	104
2014	Bryan Reynolds	95
2015	Dansby Swanson	94
2016	Jeren Kendall	83
2017	Jeren Kendall	80
2018	Austin Martin	75
2019	Austin Martin	105
2020	Cooper Davis	***24
2021	Enrique Bradfield Jr.	82
2022	Dominic Keegan	85
	Spencer Jones	85
2023	RJ Schreck	66
	Jonathan Vastine	66

Runs Scored

1970	Steve Estep	30
1971	Jimmy Conn	43
1972	Bill Winchester	48
1973	Ted Shipley	44
1974	Ted Shipley	48
1975	Bill Hardin	49
1976	Bill Hardin	46
1977	Mike Wright	33
1978	Scotti Madison	42
1979	Bill Hench	35
	Mike Pike	35
1980	Hal Cohen	50
1981	Charles DeFrance	53
1982	Tim Turner	48
1983	Kent Yarbrough	41
1984	Joey Cora	49
1985	Joey Cora	57
1986	Joey Jackson	50
1987	Greg Smith	52
1988	Jim Schifman	52
1989	Bob Schabes	66
1990	Jim Schifman	61
1991	Greg Thomas	66
1992	Nick Morrow	49
1993	Vee Hightower	69
1994	Boomer Whipple	71
1995	Josh Paul	63
1996	Glenn Davis	55
1997	Josh Aдеб	53
	Clinton Johnston	53
1998	Matt Kata	61
1999	Hunter Bledsoe	61
2000	Ulises Cabrera	51
2001	Ashley Freeman	40
2002	Tony Mansolino	47
2003	Ryan Klosterman	35
2004	Ryan Klosterman	72
2005	Mike Baxter	47
2006	Pedro Alvarez	70
2007	Pedro Alvarez	76
2008	Dominic de la Osa	65
2009	Brian Harris	65
2010	Aaron Westlake	66

2011	Anthony Gomez	61
2012	Tony Kemp	55
2013	Tony Kemp	64
2014	Dansby Swanson	63
2015	Dansby Swanson	76
2016	Jeren Kendall	63
2017	Jeren Kendall	59
2018	Pat DeMarco	48
2019	Austin Martin	**87
2020	Austin Martin	***15
2021	Enrique Bradfield Jr.	60
2022	Enrique Bradfield Jr.	69
2023	Enrique Bradfield Jr.	69

Doubles

1970	Jeff Love	7
	John McLean	7
1971	Jerry Reasonover	12
1972	John McLean	11
1973	Rick Duncan	11
1974	Rick Duncan	14
1975	Rick Duncan	14
1976	Bill Anderson	15
1977	Mike Wright	9
1978	Scotti Madison	12
1979	Mark Elliott	14
1980	Mike Pike	15
1981	Charles DeFrance	16
1982	Cam Stubbs	16
1983	Darren Puskarich	15
1984	Joey Cora	12
1985	Benton Patton	21
1986	Cam Hazen	15
	David Joiner	15
1987	Greg Smith	16
1988	Jamie Abby	16
	Bob Schabes	16
1989	Mike Skaggs	21
1990	Jim Schifman	12
	Brad Shoemaker	12
1991	Greg Thomas	18
1992	Jeff Martin	18
	Hal Cohen	18
1993	Alan Purdy	19
1994	Craig Sands	18
1995	Josh Paul	16
1996	Glenn Davis	15
	Josh Paul	15
1997	Josh Aдеб	26
1998	Matt Kata	19
1999	Hunter Bledsoe	24
2000	Ashley Freeman	22
2001	Sean Luellwitz	15
2002	Sean Luellwitz	16
2003	Ryan Klosterman	15
2004	Warner Jones	**27
2005	Mike Baxter	16
2006	Brian Hernandez	21
2007	Ryan Flaherty	23
	Dominic de la Osa	23
2008	Andrew Giobbi	22
2009	Steven Liddle	22
2010	Jason Esposito	25
2011	Jason Esposito	22
2012	Conrad Gregor	20
2013	Mike Yastrzanski	19
2014	Dansby Swanson	**27
2015	Dansby Swanson	24
2016	Jeren Kendall	16
	Bryan Reynolds	16
2017	Jason Delay	18
2018	Philip Clarke	16
2019	Ethan Paul	23
2020	Austin Martin	***6

Season-by-Season Leaders

2021	Dominic Keegan.....	17
2022	Spencer Jones.....	21
2023	Jonathan Vastine.....	18
Triples		
1970	Bill Winchester.....	2
	Adams Carroll.....	2
1971	Steve Estep.....	5
1972	John McLean.....	2
	Tommy Powell.....	2
	Chuck Boyett.....	2
1973	Greg Collins.....	3
1974	Ted Shipley.....	5
1975	Rick Duncan.....	6
1976	Jerry Robertson.....	3
1977	Steve Chandler.....	4
1978	Jerry Williams.....	3
	Wayne Gregory.....	3
1979	Mike Pike.....	1
	Mark Elliott.....	1
	Greg Wells.....	1
1980	Four Players.....	2
1981	Five Players.....	2
1982	Four Players.....	1
1983	Kent Yarbrough.....	3
1984	Joey Cora.....	5
1985	Joey Cora.....	6
1986	Brad Harvie.....	3
1987	Four Players.....	1
1988	Jim Schifman.....	3
1989	Jamie Abbyg.....	4
1990	Jim Schifman.....	5
1991	Nick Morrow.....	5
1992	Gabe Whately.....	4
1993	Nick Morrow.....	4
1994	Nick Morrow.....	4
	Boomer Whipple.....	4
	Bart Nielson.....	4
1995	Ryan Montgomery.....	3
1996	Josh Paul.....	6
1997	Glenn Davis.....	2
	Matt Kata.....	2
1998	Four players.....	1
1999	Matt Kata.....	2
	Scott Vanderhoff.....	2
2000	Five Players.....	1
2001	Chris Broadus.....	2
	Sean Luellwitz.....	2
2002	John Kaye.....	3
2003	Warner Jones.....	2
2004	Ryan Klosterman.....	**8
2005	Mike Baxter.....	3
2006	Dominic de la Osa.....	2
	Brad French.....	2
	Brian Hernandez.....	2
	David Macias.....	2
2007	Matt Meingasner.....	4
2008	Dominic de la Osa.....	4
2009	Steven Liddle.....	2
2010	Bryan Johns.....	2
2011	Tony Kemp.....	7
2012	Tony Kemp.....	**8
2013	Tony Kemp.....	6
2014	Rhett Wiseman.....	4
2015	Jeren Kendall.....	6
	Dansby Swanson.....	6
2016	Jeren Kendall.....	**8
2017	Jeren Kendall.....	5
2018	Alonzo Jones.....	3
	Harrison Ray.....	3
2019	Austin Martin.....	4
	Philip Clarke.....	4
2020	Cooper Davis.....	***2
2021	Isaiah Thomas.....	5

	Carter Young.....	5
2022	Enrique Bradfield Jr.....	5
2023	Enrique Bradfield Jr.....	2
	RJ Schreck.....	2
	Jonathan Vastine.....	2
Home Runs		
1970	Bill Winchester.....	6
1971	John McLean.....	10
1972	Bill Winchester.....	9
1973	Greg Collins.....	9
1974	Ted Shipley.....	10
1975	Rick Duncan.....	6
1976	Bill Hardin.....	7
1977	Mike Wright.....	7
1978	Scotti Madison.....	15
1979	Scotti Madison.....	15
1980	Scotti Madison.....	15
1981	Jerry Williams.....	8
1982	David Skinner.....	7
1983	George Flower.....	6
1984	Donald Lawson.....	13
1985	Jeff Graham.....	17
1986	Brad Harvie.....	13
1987	Brad Harvie.....	14
	Cam Hazen.....	14
1988	Jamie Abbyg.....	11
	Cam Hazen.....	11
1989	Bart King.....	9
1990	Jim Schifman.....	9
	Mike Skaggs.....	9
1991	Greg Thomas.....	16
1992	Jeff Martin.....	14
1993	Gabe Whately.....	12
1994	Nick Morrow.....	19
1995	Josh Paul.....	11
1996	Glenn Davis.....	17
1997	Glenn Davis.....	18
	Jason Farese.....	18
1998	Josh Adeb.....	19
	Clinton Johnston.....	19
1999	Hunter Bledsoe.....	10
2000	Adam Blue.....	9
2001	John Kaye.....	6
	Sean Luellwitz.....	6
	Ashley Freeman.....	6
2002	Sean Luellwitz.....	12
2003	Cesar Nicolas.....	7
2004	Cesar Nicolas.....	15
2005	Mike Baxter.....	9
2006	Pedro Alvarez.....	22
2007	Dominic de la Osa.....	20
2008	Ryan Flaherty.....	14
2009	Curt Casali.....	10
	Aaron Westlake.....	10
	Steven Liddle.....	10
2010	Aaron Westlake.....	14
2011	Aaron Westlake.....	18
2012	Connor Harrell.....	7
2013	Connor Harrell.....	12
2014	Zander Wiel.....	5
2015	Zander Wiel.....	15
	Rhett Wiseman.....	15
	Dansby Swanson.....	15
2016	Bryan Reynolds.....	13
2017	Jeren Kendall.....	15
2018	Stephen Scott.....	15
2019	JJ Bleday.....	**27
2020	Isaiah Thomas.....	***4
2021	Carter Young.....	16
2022	Dominic Keegan.....	14
2023	RJ Schreck.....	14

Runs Batted In		
1970	Bill Winchester.....	33
1971	Steve Estep.....	35
1972	Bill Winchester.....	55
1973	Rick Duncan.....	51
1974	Rick Duncan.....	45
1975	Rick Duncan.....	51
1976	Bill Hardin.....	23
1977	Steve Chandler.....	26
	Mike Wright.....	26
1978	Scotti Madison.....	38
1979	Mike Pike.....	43
1980	Scotti Madison.....	56
1981	Jerry Williams.....	51
1982	Tim Turner.....	38
1983	Darren Puskarich.....	35
1984	Donald Lawson.....	36
1985	Benton Patton.....	59
1986	Bill Shiverick.....	53
1987	Greg Smith.....	52
1988	Greg Smith.....	56
1989	Jim Schifman.....	52
1990	Brad Shoemaker.....	39
1991	Greg Thomas.....	71
1992	Greg Thomas.....	54
1993	Boomer Whipple.....	57
1994	Nick Morrow.....	64
1995	Josh Paul.....	50
1996	Glenn Davis.....	61
1997	Glenn Davis.....	64
1998	Clinton Johnston.....	**74
1999	Hunter Bledsoe.....	51
2000	Karl Nonemaker.....	56
2001	Ashley Freeman.....	40
2002	Sean Luellwitz.....	51
2003	Cesar Nicolas.....	33
2004	Warner Jones.....	**74
2005	Mike Baxter.....	48
2006	Pedro Alvarez.....	64
2007	Pedro Alvarez.....	68
2008	Ryan Flaherty.....	63
2009	Curt Casali.....	59
2010	Jason Esposito.....	64
2011	Jason Esposito.....	59
2012	Anthony Gomez.....	57
2013	Connor Harrell.....	67
2014	Bryan Reynolds.....	54
2015	Zander Wiel.....	68
2016	Jeren Kendall.....	59
2017	Julian Infante.....	66
2018	Connor Kaiser.....	46
2019	Ethan Paul.....	73
2020	Harrison Ray.....	***13
	Isaiah Thomas.....	***13
2021	Aaron Westlake.....	57
2022	Dominic Keegan.....	67
2023	RJ Schreck.....	59
Walks		
1970	Steve Estep.....	27
1971	Records Not Available.....	
1972	Bill Winchester.....	29
1973	John McLean.....	29
1974	Bill Hardin.....	39
1975	Gene Mennees.....	47
1976	Steve Chandler.....	49
1977	Steve Chandler.....	32
1978	Mark Elliott.....	45
1979	Scotti Madison.....	54
1980	Bill Hench.....	49
1981	Jerry Williams.....	34
1982	Erez Borowsky.....	44
1983	Doug Fair.....	38
1984	Joey Cora.....	31

1985	Joey Cora.....	27
	Benton Patton.....	27
1986	Brad Harvie.....	38
1987	Brad Harvie.....	38
1988	Mike Skaggs.....	28
1989	Bob Schabes.....	56
1990	Mike Skaggs.....	31
1991	Vee Hightower.....	40
1992	Nick Morrow.....	40
1993	Vee Hightower.....	**63
1994	Nick Morrow.....	45
1995	Boomer Whipple.....	44
1996	Clinton Johnston.....	36
1997	Clinton Johnston.....	44
1998	Clinton Johnston.....	42
1999	Hunter Bledsoe.....	40
2000	Ashley Freeman.....	32
2001	John Kaye.....	31
2002	Tony Mansolino.....	24
	Cesar Nicolas.....	24
2003	Ryan Klosterman.....	24
	Tony Mansolino.....	24
2004	Cesar Nicolas.....	40
2005	Mike Baxter.....	30
2006	Pedro Alvarez.....	57
2007	Pedro Alvarez.....	40
2008	Ryan Flaherty.....	39
2009	Brian Harris.....	39
2010	Brian Harris.....	55
2011	Aaron Westlake.....	47
2012	Conrad Gregor.....	41
2013	Conrad Gregor.....	54
2014	Vince Conde.....	41
2015	Dansby Swanson.....	43
2016	Will Toffey.....	51
2017	Will Toffey.....	48
2018	Austin Martin.....	35
2019	JJ Bleday.....	**61
2020	Justyn-Henry Malloy.....	***11
2021	Enrique Bradfield Jr.....	45
2022	Enrique Bradfield Jr.....	41
2023	RJ Schreck.....	48
PITCHING		
Wins		
1970	Mike Willis.....	7
1971	Jeff Peeples.....	8
1972	John McLean.....	7
	Jeff Peeples.....	7
1973	Jeff Peeples.....	12
1974	Rick Rhodes.....	8
1975	Mike Coyne.....	6
	Lewis Key.....	6
1976	Bob Latimer.....	6
1977	Rickey Kittrell.....	7
1978	Rickey Kittrell.....	7
	Jack Nuismer.....	7
1979	Jack Nuismer.....	10
1980	David Nenad.....	7
1981	Jim Gibbs.....	6
1982	Brian Farley.....	7
	Jim Gibbs.....	7
1983	Jim Gibbs.....	4
1984	Jim Gibbs.....	8
1985	Mark Ambrose.....	7
1986	Jim Heins.....	8
1987	Kyle Balch.....	7
1988	Kyle Balch.....	7
1989	Mike McLochlin.....	8
1990	JoJo Smith.....	9
1991	Steve Sadecki.....	7
1992	Scott Newell.....	5
	Bump Elliott.....	5

Season-by-Season Leaders

1993	Joe Barbao.....	9
	Matt McDonough.....	9
1994	Matt McDonough.....	7
	Joe Barbao.....	7
1995	Phillip Haigler.....	5
	Paul Seybt.....	5
1996	Paul Seybt.....	8
1997	Bert Snow.....	8
1998	Bert Snow.....	5
	Damon Yee.....	5
1999	Mike Byrd.....	5
2000	Damon Yee.....	5
2001	Jeff Little.....	6
2002	Jeremy Sowers.....	6
2003	Jeremy Sowers.....	7
2004	Jeremy Sowers.....	10
2005	Jensen Lewis.....	8
2006	David Price.....	9
2007	Casey Weathers.....	12
2008	Caleb Cotham.....	7
	Mike Minor.....	7
2009	Caleb Cotham.....	7
2010	Sonny Gray.....	10
2011	Grayson Garvin.....	13
2012	Sam Selman.....	9
2013	Tyler Beede.....	**14
2014	Walker Buehler.....	12
2015	Carson Fulmer.....	**14
2016	Kyle Wright.....	8
	Jordan Sheffield.....	8
2017	Patrick Raby.....	10
2018	Mason Hickman.....	8
2019	Drake Fellows.....	13
2020	Ethan Smith.....	***3
2021	Kumar Rocker.....	14
2022	Devin Futrell.....	9
	Devin Futrell.....	8

Saves

1970	Mark Bode.....	3
1971	Mark Bode.....	3
1972	Ed White.....	3
1973	Mark Bode.....	3
1974	Wayne Palmore.....	4
1975	Mike Coyne.....	2
	Rick Rhodes.....	2
1976	Bob Latimer.....	4
1977	Scott Sanderson.....	3
1978	Ted Govedarica.....	6
1979	Mike McCarthy.....	1
	Bill Sahagian.....	1
1980	John Yanello.....	4
1981	Gary Burns.....	2
1982	Tom Wasilewski.....	3
1983	Jeff Trenning.....	3
1984	Jeff Trenning.....	3
1985	Mark Ambrose.....	2
	Abbie Woyce.....	2
1986	Scott Graf.....	2
1987	Archie Smith.....	4
1988	Mike McLochlin.....	2
1989	Bryant Freer.....	3
1990	JoJo Smith.....	6
1991	Joe Morrow.....	3
1992	Tom Pendley.....	4
1993	David Daniels.....	6
1994	David Daniels.....	3
1995	David Daniels.....	3
1996	Clinton Johnston.....	9
1997	Matt Kata.....	6
1998	Four players.....	1
1999	Matt Kata.....	2
2000	Andy Beal.....	3
2001	Robert Ransom.....	2
2002	Dean Bennett.....	6
2003	Jensen Lewis.....	8

2004	Ryan Rote.....	11
2005	Ryan Rote.....	8
2006	Nick Christiani.....	3
	Casey Weathers.....	3
2007	Casey Weathers.....	7
2008	Russell Brewer.....	8
2009	Sonny Gray.....	5
2010	Russell Brewer.....	6
2011	Navy Moore.....	11
2012	Will Clinard.....	5
	Brian Miller.....	5
2013	Brian Miller.....	16
2014	Carson Fulmer.....	10
2015	Philip Pfeifer.....	5
2016	Ben Bowden.....	10
2017	Reed Hayes.....	7
2018	Chandler Day.....	4
2019	Tyler Brown.....	**17
2020	Sam Hliboki.....	***2
2021	Nick Maldonado.....	9
	Luke Murphy.....	9
2022	Thomas Schultz.....	8
2023	Nick Maldonado.....	8

Innings Pitched

1970	Mike Willis.....	79.1
1971	Doug Wessel.....	86.0
1972	Jeff Peeples.....	76.0
1973	Jeff Peeples.....	114.2
1974	Rick Rhodes.....	93.2
1975	Mike Coyne.....	81.1
1976	Bob Latimer.....	82.0
1977	Rickey Kittlel.....	91.2
1978	Rickey Kittlel.....	85.2
1979	Jack Nuismer.....	100.0
1980	David Nenad.....	104.0
1981	David Nenad.....	86.0
1982	Brian Farley.....	80.0
1983	Jim Gibbs.....	69.1
1984	Tom Wasilewski.....	66.2
1985	Mark Ambrose.....	87.1
1986	Jim Heins.....	87.1
1987	Archie Smith.....	78.0
1988	Kyle Balch.....	98.0
1989	Jim Heins.....	102.0
1990	JoJo Smith.....	97.2
1991	Ronnie McGill.....	88.1
1992	Scott Newell.....	107.1
1993	Ronnie McGill.....	100.2
1994	Joe Barbao.....	110.0
1995	Phillip Haigler.....	114.0
1996	Phillip Haigler.....	106.2
1997	Bert Snow.....	93.2
1998	Bert Snow.....	90.1
1999	Mike Byrd.....	107.2
2000	Damon Yee.....	105.1
2001	Steven Faulkner.....	99.0
2002	Jeremy Sowers.....	101.0
2003	Jeremy Sowers.....	115.0
2004	Jeremy Sowers.....	122.2
2005	Jensen Lewis.....	92.2
2006	David Price.....	110.1
2007	David Price.....	**133.1
2008	Mike Minor.....	103.0
2009	Mike Minor.....	110.2
2010	Sonny Gray.....	108.2
2011	Sonny Gray.....	126.0
2012	Kevin Ziomek.....	79.1
2013	Kevin Ziomek.....	119.0
2014	Tyler Beede.....	113.1
2015	Carson Fulmer.....	127.2
2016	Jordan Sheffield.....	101.2
2017	Patrick Raby.....	105.1
2018	Drake Fellows.....	96.1
2019	Drake Fellows.....	116.2

2020	Jake Eder.....	***20.0
2021	Kumar Rocker.....	122.0
2022	Chris McElvain.....	80.1
2023	Devin Futrell.....	83.2

Earned Run Average

1970	Mike Willis.....	2.39
1971	Jeff Peeples.....	1.56
1972	Jeff Peeples.....	**1.30
1973	Jeff Peeples.....	1.64
1974	Rick Rhodes.....	3.06
1975	Lewis Key.....	3.12
1976	Lewis Key.....	2.19
1977	Rickey Kittlel.....	2.95
1978	Rickey Kittlel.....	2.95
1979	Jack Nuismer.....	3.78
1980	Gary Burns.....	3.63
1981	David Nenad.....	4.40
1982	Abbie Woyce.....	3.37
1983	Abbie Woyce.....	4.04
1984	Jim Gibbs.....	3.96
1985	Kyle Balch.....	3.19
1986	John Parke.....	4.61
1987	Archie Smith.....	4.38
1988	Kyle Balch.....	3.58
1989	Steve Sadecki.....	4.75
1990	JoJo Smith.....	2.67
1991	Ronnie McGill.....	4.69
1992	Ronnie McGill.....	4.54
1993	Joe Barbao.....	3.98
1994	Matt McDonough.....	3.72
1995	David Daniels.....	3.07
1996	Clinton Johnston.....	2.41
1997	Damon Yee.....	2.33
1998	Clinton Johnston.....	2.66
1999	Mike Byrd.....	3.59
2000	Andy Beal.....	4.59
2001	Robert Ransom.....	5.94
2002	Jeremy Sowers.....	4.37
2003	Jeremy Sowers.....	2.50
2004	Ryan Mullins.....	2.58
2005	Jensen Lewis.....	2.62
2006	Ty Davis.....	3.91
2007	David Price.....	2.63
2008	Mike Minor.....	4.28
2009	Russell Brewer.....	2.96
2010	Chase Reid.....	3.46
2011	Sonny Gray.....	2.43
2012	Drew VerHagen.....	3.50
2013	Kevin Ziomek.....	2.12
2014	Carson Fulmer.....	1.98
2015	Carson Fulmer.....	1.83
2016	Jordan Sheffield.....	3.01
2017	Zach King.....	2.56
2018	Patrick Raby.....	3.57
2019	Mason Hickman.....	2.05
2020	Mason Hickman.....	***0.48
2021	Jack Leiter.....	2.13
2022	Carter Holton.....	3.14
2023	Devin Futrell.....	3.44

Strikeouts

1970	Doug Wessel.....	97
	Mike Willis.....	97
1971	Doug Wessel.....	131
1972	Mike Willis.....	71
1973	Jeff Peeples.....	113
1974	Rick Rhodes.....	73
1975	Lewis Key.....	50
	Rick Rhodes.....	50
1976	Scott Sanderson.....	65
1977	Scott Sanderson.....	87
1978	Rickey Kittlel.....	63
1979	Jack Nuismer.....	78
1980	John Yanello.....	59

1981	Jim Gibbs.....	57
1982	Brian Farley.....	63
1983	Abbie Woyce.....	51
1984	Jeff Edwards.....	65
1985	Mark Ambrose.....	100
1986	Kyle Balch.....	68
1987	Archie Smith.....	89
1988	Kyle Balch.....	85
1989	Mike McLochlin.....	63
1990	JoJo Smith.....	75
1991	Steve Sadecki.....	93
1992	Scott Newell.....	61
1993	Ronnie McGill.....	51
1994	Joe Barbao.....	55
1995	Phillip Haigler.....	71
1996	Phillip Haigler.....	62
1997	Bert Snow.....	97
1998	Bert Snow.....	83
1999	Mike Byrd.....	101
2000	Damon Yee.....	106
2001	Steven Faulkner.....	75
2002	Jeremy Sowers.....	85
2003	Jeremy Sowers.....	123
2004	Jeremy Sowers.....	119
2005	Jensen Lewis.....	95
2006	David Price.....	155
2007	David Price.....	**194
2008	Mike Minor.....	101
2009	Mike Minor.....	114
2010	Sonny Gray.....	113
2011	Sonny Gray.....	132
2012	Sam Selman.....	80
2013	Kevin Ziomek.....	115
2014	Tyler Beede.....	116
2015	Carson Fulmer.....	167
2016	Jordan Sheffield.....	113
2017	Kyle Wright.....	121
2018	Drake Fellows.....	107
2019	Drake Fellows.....	133
2020	Kumar Rocker.....	***28
2021	Jack Leiter.....	179
	Kumar Rocker.....	179
2022	Chris McElvain.....	100
2023	Hunter Owen.....	76

*NCAA record
 **Team record
 ***Season suspended due to COVID-19

Season-by-Season Team Statistics

Season-by-Season Team Batting Statistics

Year	G	AB	R	H	2B	3B	HR	RBI	AVG.	BB	SO	SB-SBA	PO	A	E	FLD%
1969	39	-	178	291	-	-	-	134	-	-	-	-	-	-	-	-
1970	40	1238	227	342	50	11	27	181	.276	151	217	49	-	-	-	-
1971	53	1726	278	459	59	15	36	226	.266	224	315	85	-	-	-	-
1972	50	1727	325	486	67	8	31	274	.281	234	267	68	-	-	-	-
1973	52	1649	319	461	69	13	40	264	.280	235	341	101	-	-	-	-
1974	60	1714	293	428	63	15	36	247	.250	265	257	154	-	-	-	-
1975	60	1712	308	423	54	15	23	250	.247	309	302	74	-	-	-	-
1976	50	1546	260	415	75	13	32	200	.268	232	231	90	-	-	-	-
1977	51	1503	234	411	68	8	22	180	.273	173	214	90	-	-	104	-
1978	48	1491	296	423	78	12	40	253	.284	203	<u>207</u>	65	-	-	91	-
1979	46	1372	271	369	73	5	40	238	.269	235	<u>227</u>	49-76	1043	449	78	.950
1980	56	1790	388	546	95	11	33	349	.305	314	219	87-115	1353	586	77	.962
1981	52	1615	331	464	110	11	55	307	.287	217	274	108-140	1196	547	91	.950
1982	46	1474	332	463	92	4	38	294	.314	218	251	101-122	1087	444	79	.951
1983	46	1463	260	414	85	10	26	232	.283	210	219	61-80	1108	505	90	.947
1984	45	1408	314	422	95	10	49	268	.300	218	240	57-82	1055	463	84	.948
1985	51	1708	403	558	104	18	86	367	<u>.327</u>	195	303	81-109	1218	515	72	.960
1986	54	1775	352	531	110	10	67	320	.299	210	370	48-78	1298	560	126	.936
1987	52	1700	399	522	107	4	76	346	.307	222	352	57-81	1222	527	117	.937
1988	53	1773	369	532	113	12	46	314	.300	203	338	66-86	1323	561	120	.940
1989	54	1797	404	522	115	10	41	355	.290	322	346	<u>182-220</u>	1373	587	95	.954
1990	58	1948	351	555	101	18	53	319	.285	234	383	79-112	1448	629	154	.931
1991	57	1906	428	565	101	16	70	385	.296	281	386	85-108	1415	544	92	.955
1992	54	1755	355	501	108	16	65	313	.285	284	399	68-99	1364	604	102	.951
1993	56	1895	382	582	127	6	63	333	.307	261	328	115-156	1421	617	93	.956
1994	58	1967	446	587	112	19	57	405	.298	264	410	104-144	1503	681	107	.953
1995	56	1950	362	540	119	16	40	329	.277	273	412	86-125	1495	619	101	.954
1996	54	1860	372	544	108	10	82	346	.292	240	485	68-94	1415	608	101	.951
1997	55	1952	449	616	122	6	85	400	.316	248	437	58-82	1432	577	111	.948
1998	53	1856	414	561	120	6	71	381	.302	239	417	62-92	1367	592	128	.939
1999	55	1963	349	603	134	8	43	311	.307	219	356	83-107	1453	624	117	.947
2000	54	1885	345	559	126	5	40	315	.297	209	368	51-72	1408	554	83	.959
2001	55	1885	305	508	113	7	33	274	.269	247	411	50-73	1460	569	62	.970
2002	51	1780	302	507	116	6	41	280	.285	161	382	41-57	1349	546	68	.965
2003	55	1872	216	483	92	5	25	197	.258	158	328	47-75	1497	602	60	.972
2004	64	2243	398	681	119	26	53	363	.304	189	375	93-112	1723	599	52	.978
2005	55	1914	298	557	86	8	38	271	.291	168	291	95-120	1487	548	68	.968
2006	65	2291	424	705	131	13	57	388	.308	239	369	49-79	1738	634	74	.970
2007	67	2417	491	<u>782</u>	158	16	66	443	.324	244	405	75-103	1820	696	69	.973
2008	63	2256	448	697	135	21	62	400	.309	253	414	80-109	1707	594	70	.970
2009	64	2173	449	665	134	8	56	397	.306	259	389	89-123	1668	576	65	.972
2010	66	2329	481	719	160	7	63	437	.310	301	393	80-105	1814	716	66	.975
2011	66	2269	459	714	130	14	51	413	.315	258	361	80-111	1749	658	66	.973
2012	63	2076	349	556	115	19	27	315	.268	249	426	92-120	1675	613	82	.965
2013	66	2238	459	700	126	17	41	418	.313	295	394	139-175	1788	644	58	.977
2014	<u>72</u>	2359	403	655	145	14	22	351	.278	269	463	120-166	1919	<u>765</u>	69	.975
2015	<u>72</u>	<u>2505</u>	476	726	152	<u>28</u>	69	433	.290	302	610	106-138	<u>1967</u>	731	58	.979
2016	62	2076	416	568	115	26	43	375	.274	268	530	88-125	1654	600	59	.974
2017	62	2141	409	599	114	17	51	379	.280	287	475	54-80	1676	639	58	.976
2018	62	2078	386	559	106	13	67	339	.269	296	565	101-122	1622	548	<u>41</u>	<u>.981</u>
2019	71	2477	<u>578</u>	770	<u>164</u>	19	<u>100</u>	<u>541</u>	.311	<u>389</u>	603	80-100	1901	598	50	.980
2020#	18	596	104	165	37	2	9	99	.277	74	129	27-30	485	129	17	.973
2021	67	2291	454	653	130	21	92	433	.285	301	620	92-104	1794	510	65	.973
2022	62	2101	425	600	115	16	77	390	.286	305	506	98-109	1635	539	52	.977
2023	62	2097	438	576	114	10	76	397	.275	285	469	76-95	1643	457	42	.980

Season suspended due to COVID-19

Team Best Marks Underlined

Season-by-Season Team Statistics

Season-by-Season Team Pitching Statistics

Year	G	W-L	PCT.	ERA	SV	CG	SHO	IP	H	R-ER	BB	SO	HR	BK	HB	WP
1970	40	24-16	.600	3.24	6	-	4	324.2	262	157-117	194	359	-	-	-	25
1971	53	33-19	.635	3.38	11	-	-	447.1	359	199-151	240	440	-	-	-	3
1972	50	35-17	.700	3.51	10	23	-	438.2	424	228-171	224	415	-	-	-	-
1973	52	36-16	.692	3.21	8	<u>29</u>	-	420.2	364	<u>184-150</u>	210	360	-	-	-	-
1974	60	37-22	.617	4.26	7	26	-	465.1	482	269-220	247	252	-	-	-	-
1975	60	30-29	.500	4.30	5	28	-	456.2	456	299-218	278	280	-	-	-	-
1976	50	27-23	.540	4.14	7	25	-	404.0	425	270-186	247	277	-	-	-	-
1977	51	25-25	.490	3.71	3	-	-	390.2	396	238-161	186	368	-	-	7	24
1978	48	31-17	.646	5.01	9	-	-	382.1	443	272-213	180	251	-	-	16	23
1979	46	21-25	.457	5.67	2	23	2*	349.0	396	285-219	246	223	32	1	9	25
1980	56	34-21	.618	4.49	9	14	8*	451.0	447	261-225	300	262	29	2	22	<u>21</u>
1981	52	26-25	.510	5.85	6	13	1	398.2	461	332-259	292	243	49	2	14	33
1982	46	28-17	.622	4.77	6	13	4*	362.1	363	259-192	305	258	30	2	14	<u>21</u>
1983	46	22-23	.489	5.14	8	8	2*	369.1	401	279-211	245	303	35	1	13	33
1984	45	28-17	.622	5.35	7	11	1*	351.2	388	270-209	242	309	44	4	16	37
1985	51	35-16	.686	4.66	6	15	7*	406.0	408	262-210	234	386	44	4	25	26
1986	54	25-29	.463	5.35	6	15	3*	432.2	525	352-257	232	310	42	4	22	50
1987	52	27-25	.519	5.74	7	10	1	408.0	478	338-260	219	358	45	5	17	29
1988	53	30-23	.566	4.45	4	12	2	441.0	449	295-218	259	372	45	3	18	37
1989	54	31-21	.596	5.33	9	10	0	459.1	476	324-271	258	283	57	0	27	49
1990	58	28-30	.483	5.26	10	11	1	484.1	565	401-282	269	337	42	5	40	53
1991	57	29-27	.518	5.65	9	7	0	473.1	530	359-296	260	350	56	4	23	55
1992	54	29-24	.547	6.04	10	5	0	456.1	553	373-305	240	284	56	4	44	45
1993	56	32-23	.582	6.00	11	2	0	473.2	545	375-316	279	261	60	4	38	44
1994	58	28-30	.483	5.57	4	10	5	501.0	556	375-310	265	325	52	5	35	50
1995	56	26-30	.465	4.52	8	5	0	498.1	530	354-250	209	360	39	4	33	44
1996	54	29-25	.537	5.59	12	4	2	471.2	573	365-293	179	329	65	6	38	32
1997	55	31-24	.564	6.00	7	2	1	477.1	566	410-318	250	408	78	2	37	58
1998	53	25-28	.472	6.40	4	2	3	455.2	576	427-324	224	408	88	6	60	42
1999	55	22-33	.400	5.85	4	3	0	484.1	604	396-315	231	437	74	4	37	49
2000	54	21-33	.389	5.94	7	7	0	469.1	529	390-310	270	382	50	5	67	62
2001	55	24-31	.436	6.45	6	3	1*	486.2	595	395-349	231	324	67	4	59	32
2002	51	24-27	.471	5.98	12	5	1	449.2	529	348-299	228	312	45	12	53	52
2003	55	27-28	.491	3.46	15	1	3	499.0	475	237-192	<u>168</u>	432	32	12	36	24
2004	64	45-19	.703	3.34	17	6	10*	574.1	532	253-213	195	518	39	5	55	28
2005	55	34-21	.618	3.38	16	3	5*	495.2	429	223-186	189	514	26	3	55	36
2006	65	38-27	.585	4.18	11	7	4	579.1	556	308-269	229	574	45	11	71	42
2007	67	54-13	.806	3.55	13	7	4	606.2	535	266-239	180	633	38	5	65	33
2008	63	41-22	.651	4.68	15	3	2*	569.0	577	338-296	231	587	55	9	65	44
2009	64	37-27	.578	4.66	17	6	6*	556.0	586	326-288	207	604	68	8	48	44
2010	66	46-20	.697	3.69	14	3	6	604.2	592	298-248	224	557	48	3	49	26
2011	66	54-12	.818	<u>2.44</u>	18	3	7*	583.0	466	187-158	199	567	29	7	60	32
2012	63	35-28	.556	4.05	13	2	5	558.1	534	293-251	253	452	32	11	78	41
2013	66	54-12	.818	2.76	24	3	3*	596.0	469	217-183	258	520	20	4	64	50
2014	<u>72</u>	51-21	.708	2.90	21	3	8*	639.2	486	252-206	245	636	<u>16</u>	6	61	63
2015	<u>72</u>	51-21	.708	2.84	13	4	14*	<u>655.2</u>	508	247-207	295	703	31	9	52	54
2016	62	43-19	.694	3.25	19	2	9*	551.1	473	249-199	211	593	26	2	52	52
2017	62	36-25	.590	3.71	12	3	5	558.2	464	271-230	227	544	47	3	59	56
2018	62	35-27	.564	4.23	13	1	4	540.2	486	280-254	239	567	45	6	53	60
2019	71	<u>59-12</u>	<u>.830</u>	3.72	<u>32</u>	3	6*	633.2	537	291-262	268	765	33	8	68	64
2020#	18	13-5	.722	1.84	5	0	4*	161.2	99	42-33	66	218	3	0	15	17
2021	67	49-18	.731	3.46	24	3	8*	598.0	416	267-230	248	<u>790</u>	76	6	64	53
2022	62	39-23	.629	3.95	11	3	10*	545.0	449	275-239	243	627	59	1	63	43
2023	62	42-20	.700	4.27	12	1	6*	547.2	442	291-260	251	600	74	0	70	33

Season suspended due to COVID-19

* Combined Shutout

Team Best Marks Underlined

Season-by-Season Results

1886 (1-1)

Sewanee.....W10-2
Sewanee.....L3-11

1887 (1-0)

Sewanee.....W21-2

1888 (2-0)

Tennessee.....W9-6
Tennessee.....W9-1

1889 (1-1)

Sewanee.....L7-8
Sewanee.....W8-1

1890

No Records Available

1891 (0-3)

Cumberland.....L9-10
Cumberland.....L3-10
Cumberland.....L5-7

1892 (5-4)

Tennessee.....W17-9
Tennessee.....L6-9
Cumberland.....L6-11
Cumberland.....W11-0
Cumberland.....W5-2
Cumberland.....L5-9
Cumberland.....W4-2
Washington and Lee.....L0-11

1893 (5-3-2)

Sewanee.....L0-1
Sewanee.....W3-1
Sewanee.....L8-12
Cumberland.....W4-0
Cumberland.....T6-6
Nashville.....W5-1
Alabama.....L1-2
Alabama.....T2-2
Alabama.....W10-5
Alabama.....W4-1

1894 (4-4)

Sewanee.....L1-7
Tennessee.....L3-4
Tennessee.....W6-5
Cumberland.....W23-4
Cumberland.....W14-7
Alabama.....W12-1
Alabama.....L9-10
Alabama.....L3-21

1895 (3-0)

Sewanee.....W12-8
Sewanee.....W6-5
Cumberland.....W8-7

1896 (7-2-1)

Sewanee.....W4-3
Sewanee.....W8-4
Sewanee.....W5-4
Sewanee.....W8-5
Sewanee.....L5-13
Tennessee.....W4-3
Tennessee.....W13-4
Tennessee.....L7-9

Cumberland.....T12-12
Cumberland.....W16-6

1897 (8-4)

Sewanee.....L2-4
Sewanee.....L2-9
Sewanee.....W14-4
Sewanee.....L2-3
Sewanee.....W16-12
Tennessee.....W10-4
Tennessee.....W15-7
Cumberland.....W17-2
Cumberland.....W12-5
Georgia.....W1-0
Georgia.....L4-12
Georgia.....W3-1

1898 (8-2-1)

Sewanee.....T5-5
Sewanee.....W4-1
Sewanee.....W10-5
Nashville.....W6-3
Georgia.....W13-1
Georgia.....W3-0
Georgia.....W4-0
Pennsylvania.....L0-10
Pennsylvania.....L3-7
Cincinnati.....W15-5
Cincinnati.....W8-0

1899 (5-4)

Tennessee.....W20-0
Tennessee.....W7-6
Cumberland.....W15-8
Nashville.....W17-5
Nashville.....W14-3
Georgia.....L0-3
Georgia.....L6-7
Georgia.....L9-10
Cornell.....L11-12

1900 (8-7)

Sewanee.....W8-7
Sewanee.....W5-2
Sewanee.....L2-11
Sewanee.....W8-7
Tennessee.....L2-5
Tennessee.....L4-10
Tennessee.....W10-1
Cumberland.....W13-2
Chicago.....L3-18
Chicago.....L7-22
Chicago.....L8-11
Mississippi.....W6-5
Southwestern Presbyterian...W20-8
Texas.....L2-3
Texas.....W14-4

1901 (9-3)

Sewanee.....W8-2
Sewanee.....W15-7
Sewanee.....W7-6
Cumberland.....W25-0
Alabama.....L10-11
Alabama.....W11-3
Alabama.....W11-7
Mercer.....L4-6

Georgia Tech.....W6-5
Georgia Tech.....L2-7
Central.....W5-2
Central.....W10-0

1902 (11-6-1)

Sewanee.....W31-3
Sewanee.....L4-8
Sewanee.....W21-1
Sewanee.....L3-8
Sewanee.....L4-8
Tennessee.....W12-5
Tennessee.....W11-10
Tennessee.....W9-8
Tennessee.....W13-2
Tennessee.....L2-7
Nashville.....W12-4
Nashville.....W30-2
Southwestern Presbyterian...L8-9
Southwestern Presbyterian...L2-5
Southwestern Presbyterian...W17-0
Central.....T10-10
Central.....W14-0
Central.....W5-2

1903 (15-2)

Sewanee.....W9-1
Sewanee.....L7-10
Sewanee.....W18-5
Sewanee.....W14-2
Cumberland.....W18-9
Cumberland.....W10-2
Georgia.....W12-11
Southwestern Presbyterian...W15-6
Southwestern Presbyterian...W17-0
Texas.....W17-8
Texas.....L2-6
Texas.....W8-5
Georgia Tech.....W7-2
Georgia Tech.....W4-2
Central.....W8-3
Central.....W8-5
Central.....W17-7

1904 (19-6)

Sewanee.....W1-0
Sewanee.....W6-2
Sewanee.....W4-0
Sewanee.....W16-2
Cumberland.....W6-0
Cumberland.....L3-4
Nashville.....W5-1
Nashville.....W5-4
Nashville.....L3-7
Alabama.....L4-7
Alabama.....W12-4
Alabama.....W8-3
Southwestern Presbyterian...W5-2
Southwestern Presbyterian...W1-0
Southwestern Presbyterian...W14-5
Georgia Tech.....W3-1
Georgia Tech.....L1-3
Georgia Tech.....W5-2
Central.....W6-1
Central.....L1-3
Central.....W9-0
Southwestern Presbyterian...W9-6
Southwestern Presbyterian...L1-3
Southwestern Presbyterian...W2-1

Washington.....W14-3

1905 (22-5)

Sewanee.....L2-5
Sewanee.....L2-4
Sewanee.....W7-2
Sewanee.....W4-3
Sewanee.....W6-0
Tennessee.....W5-4
Tennessee.....W7-6
Nashville.....W15-13
Nashville.....W12-2
Nashville.....W18-5
Alabama.....W7-1
Alabama.....W6-2
Alabama.....W6-3
Cincinnati.....W4-0
Cincinnati.....W13-4
Cornell.....L6-10
Cornell.....L0-3
Texas.....L2-3
Texas.....W6-2
Central.....W7-0
Central.....W8-4
Central.....W3-1
Kentucky State.....W7-2
Kentucky State.....W8-6
Kentucky State.....W8-4
Indiana.....W7-2
Indiana.....W4-0

1906 (11-10)

Sewanee.....W8-7
Sewanee.....W4-0
Sewanee.....L1-2
Sewanee.....L2-7
Tennessee.....L5-6
Tennessee.....W7-1
Tennessee.....W6-2
Nashville.....W8-6
Nashville.....W10-2
Alabama.....W8-0
Alabama.....W10-4
Alabama.....W9-3
Cornell.....L4-5
Cornell.....L2-3
Cornell.....L1-8
Georgia Tech.....L1-5
Georgia Tech.....L1-2
Georgia Tech.....L4-5
Michigan.....W3-1
Michigan.....L2-4
Michigan.....W6-5

1907 (15-5)

Sewanee.....W3-1
Sewanee.....W6-4
Sewanee.....W3-1
Sewanee.....W6-4
Sewanee.....W4-2
Cumberland.....W14-2
Cumberland.....W6-4
Cumberland.....W4-2
Alabama.....L1-4
Alabama.....L4-7
Southwestern Presbyterian...W4-2
Southwestern Presbyterian...L4-5
Southwestern Presbyterian...W10-1
Texas.....W11-0

Season-by-Season Results

Texas.....L.....	3-5
Texas.....W.....	5-3
Georgia Tech.....W.....	6-0
Georgia Tech.....L.....	6-5
Georgia Tech.....L.....	2-3
Howard.....W.....	7-2

1908 (11-9-2)

Sewanee.....L.....	7-17
Sewanee.....W.....	5-4
Sewanee.....W.....	5-4
Sewanee.....W.....	4-2
Tennessee.....W.....	5-3
Tennessee.....L.....	2-5
Defiance.....W.....	10-0
Indiana.....W.....	6-0
Indiana.....W.....	9-1
Indiana.....W.....	15-6
Nashville.....L.....	6-7
Michigan.....L.....	6-9
Michigan.....L.....	0-7
Auburn.....W.....	9-6
Auburn.....L.....	4-8
Georgia.....L.....	3-5
Georgia.....L.....	4-16
Georgia Tech.....L.....	3-13
Georgia Tech.....L.....	6-10
Kentucky.....W.....	9-6
Kentucky.....W.....	9-7
Tennessee.....L.....	2-3
Tennessee.....W.....	6-5
Mississippi A&M.....W.....	3-2
Mississippi A&M.....L.....	4-5
Middle Tennessee.....W.....	6-4
Middle Tennessee.....W.....	2-1
Alabama.....L.....	0-12
Alabama.....L.....	3-4
Western Kentucky.....W.....	6-3

1927 (11-12)

Coach: Bill Schwartz

Lions of Nashville.....W.....	9-7
Georgia.....W.....	8-2
Georgia.....L.....	1-9
Florida.....L.....	3-5
Georgia Tech.....W.....	7-3
Georgia Tech.....L.....	3-10
Auburn.....L.....	0-4
Auburn.....L.....	4-6
Auburn.....W.....	2-1
Tennessee.....W.....	9-5
Tennessee.....W.....	13-3
Mississippi A&M.....W.....	5-4
Mississippi A&M.....L.....	1-2
Boston College.....L.....	2-20
Harvard.....L.....	4-7
Holy Cross.....L.....	2-6
Princeton.....L.....	7-11
Yale.....L.....	0-2
Manhattan.....W.....	4-2
Brown.....W.....	4-1
Providence.....W.....	6-5
Amherst.....W.....	9-7
Dartmouth.....L.....	6-7

1928 (7-6)

Coach: Bill Schwartz

Michigan.....L.....	1-10
Michigan.....W.....	4-3
Notre Dame.....L.....	2-4
Cumberland.....W.....	9-0

Mufreesboro Teachers...W.....	1-5
Kentucky.....W.....	6-4
Georgia Tech.....L.....	3-8
Georgia Tech.....L.....	8-10
Tennessee.....W.....	9-1
Tennessee.....W.....	17-4
Middle Tennessee Teachers..L.....	10-11
Tennessee Tech.....L.....	2-3
Tennessee Tech.....W.....	5-3

1929 (17-5)

Coach: Bill Schwartz

Michigan State.....W.....	7-2
Michigan State.....W.....	12-1
Michigan.....W.....	
Wisconsin.....W.....	
Wisconsin.....L.....	3-8
Georgia Tech.....W.....	
Kentucky.....	
Kentucky.....	
Alabama.....L.....	1-3
Alabama.....T.....	3-3
Auburn.....W.....	8-6
Auburn.....L.....	6-7
Georgia Tech.....W.....	3-0
Georgia Tech.....W.....	6-1
Virginia.....	
Tennessee.....W.....	5-1
Tennessee.....W.....	8-1

1930 (9-7)

Coach: Bill Schwartz

Michigan State.....W.....	5-4
Wisconsin.....L.....	5-6
Wisconsin.....L.....	6-9
Michigan.....L.....	7-8
Kentucky.....L.....	
Kentucky.....W.....	13-5
Alabama.....L.....	2-8
Alabama.....L.....	2-8
Georgia Tech.....L.....	5-10
Georgia Tech.....W.....	6-1
Tennessee.....W.....	14-2
Auburn.....W.....	
Auburn.....W.....	
Tennessee Tech.....W.....	11-10
Middle Tennessee Teachers..W.....	1-0

1931 (7-7)

Coach: Bill Schwartz

Michigan.....L.....	2-3
Michigan.....W.....	5-2
Wisconsin.....L.....	4-6
MICHIGAN.....L.....	4-5
Ole Miss.....W.....	6-3
Ole Miss.....W.....	10-3
KENTUCKY.....W.....	8-7
KENTUCKY.....L.....	1-2
Kentucky.....W.....	6-5
Kentucky.....L.....	7-14
Auburn.....L.....	1-19
Auburn.....L.....	1-3
Tennessee Tech.....W.....	12-4
Tennessee Tech.....W.....	5-2

1932 (16-4)

Coach: Bill Schwartz

Michigan State.....W.....	2-1
Michigan State.....L.....	2-4
Tennessee Tech.....W.....	16-3
Maryville.....W.....	12-9

Bethel.....L.....	2-3
Bethel.....W.....	16-6
Birmingham Southern...W.....	14-1
W. Ky. Teach.....W.....	6-5
W. Ky. Teach.....W.....	7-6
Ole Miss.....W.....	9-7
Ole Miss.....W.....	2-1
Maryville.....W.....	18-5
Maryville.....W.....	9-5
W. Ky. Teach.....L.....	6-7
W. Ky. Teach.....W.....	5-2
Miss A&M.....L.....	1-3
Miss A&M.....L.....	6-3
Tennessee Tech.....W.....	4-0
Tennessee Tech.....W.....	5-4
Cumberland.....W.....	12-8

1933 (9-1)

Coach: Unavailable

Western Tennessee Teachers..W.....	4-0
Bethel.....W.....	13-3
Bethel.....L.....	4-5
Cumberland.....W.....	5-3
W. Tenn. Teach.....W.....	6-5
W. Tenn. Teach.....W.....	3-2
Bethel.....W.....	8-7
Bethel.....W.....	5-3
Lambuth.....W.....	15-2
Tennessee Tech.....W.....	5-4

1934 (5-6)

Coach: Bill Schwartz

Georgia Tech.....L.....	7-9
Georgia Tech.....L.....	3-5
Cumberland.....L.....	1-3
Western TN Teachers.....W.....	11-3
Western TN Teachers.....W.....	7-4
Cumberland.....W.....	9-7
Lambuth.....W.....	3-1
Western TN Teachers.....L.....	7-9
Western TN Teachers.....L.....	4-8
Georgia Tech.....L.....	2-3
Georgia Tech.....W.....	6-5

1935 (10-2)

Coach: Bill Schwartz

Results Not Available

1936 (15-2)

Coach: Bill Schwartz

Burke Comp.....W.....	2-1
Cumberland.....W.....	7-4
Illinois Wesleyan.....L.....	4-7
Cincinnati.....W.....	7-6
Lipscomb.....W.....	8-2
W. Ky. Teach.....L.....	1-8
W. Tenn. Teach.....W.....	11-3
W. Tenn. Teach.....W.....	15-10
Lambuth.....W.....	9-0
Lambuth.....W.....	11-3
Memphis.....W.....	13-5
Memphis.....W.....	11-5
Lambuth.....W.....	10-0
Lambuth.....W.....	26-9
Tennessee Tech.....W.....	15-14

1937 (11-4)

Coach: Bill Schwartz

Ill. State Normal.....L.....	5-6
Nashville Vols.....L.....	4-15
Lambuth.....W.....	8-7

Lambuth.....W.....	7-2
Cumberland.....W.....	11-5
Tennessee Tech.....W.....	9-7
Cumberland.....W.....	16-6
Western Kentucky.....L.....	7-8
Western Kentucky.....W.....	6-2
Florida.....L.....	4-5
Florida.....W.....	4-2
Lambuth.....W.....	26-1
Lambuth.....W.....	15-10
Western Kentucky.....W.....	3-2
Tennessee Tech.....W.....	7-2

1938 (6-3)

Coach: Bill Schwartz

Austin Peay.....W.....	12-2
Georgia Tech.....L.....	2-7
Georgia Tech.....L.....	0-4
Mufreesboro Teach.....W.....	9-4
Tennessee Tech.....W.....	15-3
Georgia Tech.....W.....	8-3
Western Kentucky.....W.....	13-9
Murfreesboro Teach.....L.....	6-7
Tennessee Tech.....W.....	12-8

1939 (11-5)

Coach: Bill Schwartz

Illinois Wesleyan.....W.....	10-5
US Navy Base.....W.....	12-8
Troy State Teachers.....W.....	4-2
Nashville Vols.....L.....	1-15
Lambuth.....W.....	8-7
Lambuth.....W.....	7-2
Cumberland.....W.....	16-6
Tennessee Tech.....W.....	9-7
Cumberland.....W.....	16-6
W. Ky. Teach.....L.....	7-8
W. Ky. Teach.....W.....	6-2
Florida.....W.....	5-4
Florida.....W.....	4-2
Lambuth.....W.....	26-1
Lambuth.....W.....	15-10
Western Kentucky.....W.....	13-9
Mufreesboro Teachers...L.....	6-7
Tennessee Tech.....W.....	12-8

1940 (8-2)

Coach: Bill Schwartz

Georgia Tech.....L.....	0-6
Georgia Tech.....L.....	5-7
Bethel.....W.....	14-2
Kentucky.....W.....	
Kentucky.....W.....	
Kentucky.....W.....	
Georgia Tech.....W.....	
Georgia Tech.....W.....	
Unavailable.....W.....	
Unavailable.....W.....	

Season-by-Season Results

1941 (8-10)

Coach: Unavailable

Western Kentucky	L	12-16
Michigan State	W	11-10
Illinois Wesleyan	L	2-8
Georgia Tech	L	7-8
Georgia Tech	L	4-11
Bradley Tech	W	13-12
Kentucky	W	9-3
Kentucky	L	10-13
Middle Tennessee	W	9-2
Georgia Tech	L	5-7
Georgia Tech	W	7-4
Tennessee Tech	L	14-15
Western Kentucky	W	7-4
Tennessee Tech	W	7-6
Kentucky	L	2-5
Kentucky	L	8-6
Middle Tennessee	L	6-13

1942 (10-8-1)

Coach: James A. Scoggins

Ill. Wesleyan	L	6-12
DePauw	W	15-5
Kentucky	L	6-9
Kentucky	W	2-1
Georgia Tech	L	1-7
Georgia Tech	L	3-5
Murfreesboro Teachers	L	3-5
Georgia Tech	L	4-7
Georgia Tech	W	10-5
Tennessee	W	13-9
Tennessee	T	5-5
T.P.I.	L	4-7
Kentucky	W	20-8
Kentucky	W	5-4
Murfreesboro Teachers	W	8-4
Tennessee	W	5-1
Tennessee	L	4-11
Lipscomb	W	15-2
Nash. Terminals	W	7-6

1943 (14-8)

Coach: Unavailable

Georgia Tech		
Georgia Tech		
Georgia Tech		
Kentucky		
Kentucky		
Kentucky		
LSU(Away)	L	1-3
LSU(Away)	W	2-0
KENTUCKY	W	9-3
KENTUCKY	W	8-4
MISSISSIPPI	L	1-10
MISSISSIPPI	L	1-15
MISSISSIPPI	L	3-15
Alabama	L	3-1
Alabama	L	3-1
MIDDLE TENNESSEE	L	6-4

1944

Did Not Compete

1945

Did Not Compete

1946

Did Not Compete

1947 (10-11, 2-5)

Coach: James A. Scoggins

Bradley	L	6-15
---------	---	------

Western Kentucky	W	3-2
Purdue	L	3-10
Tennessee	L	8-10
Tennessee	W	6-2
Western Illinois	W	4-0
Eagles (Nashville)	W	8-5
Tennessee Tech	W	16-2
Kentucky	L	3-5
Middle Tennessee	L	3-6
Georgia Tech	W	10-8
Georgia Tech	L	5-6
Tennessee	L	6-9
Tennessee	W	7-0
Tennessee Tech	W	7-4
Kentucky	L	0-8
Kentucky	L	5-0
Western Kentucky	L	2-4
Georgia Tech	L	5-8
Georgia Tech	W	10-5

1948 (11-9-2, 7-8-1)

Coach: Tommy Harrison

NORTHERN ILLINOIS	W	4-2
NORTHERN ILLINOIS	W	5-4
Georgia Tech	L	6-8
Georgia Tech	L	6-8
PURDUE	T	5-5
TENNESSEE	T	4-4
TENNESSEE	W	6-2
Kentucky	W	5-1
Kentucky	W	12-6
GEORGIA	L	4-8
GEORGIA	W	8-6
MONSANTO	W	9-4
KENTUCKY	W	10-9
KENTUCKY	L	0-7
MIDDLE TENNESSEE	W	5-4
Tennessee	W	4-3
Tennessee	W	5-1
Auburn	L	1-4
Auburn	L	7-9
Middle Tennessee	L	1-6
AUBURN	L	3-7
AUBURN	L	0-13

1949 (8-11-1, 4-8)

Coach: Dave Scobey

Chicago	W	3-0
ILLINOIS STATE	L	2-4
ILLINOIS STATE	W	9-0
Georgia	L	6-10
Georgia	W	4-3
Tennessee	L	6-18
Tennessee	L	3-4
KENTUCKY	L	2-4
KENTUCKY	L	8-10
Western Kentucky	T	6-6
Kentucky	L	2-7
Kentucky	L	7-11
Auburn	W	6-1
Auburn	L	2-3
EVANSVILLE	L	9-12
TENNESSEE	W	6-2
TENNESSEE	W	6-2
MURRAY STATE	W	12-6
Middle Tennessee	W	6-3
Tennessee Tech	L	6-10

1950 (6-16, 4-13)

Coach: Dave Scobey

MIAMI (Ohio)	L	5-7
Georgia Tech	W	5-3
Georgia Tech	L	9-13
MIDDLE TENNESSEE	L	1-12

TENNESSEE	W	11-5
TENNESSEE	W	8-7
MILLIKIN	L	5-12
KENTUCKY	L	6-14
KENTUCKY	L	1-2
GEORGIA TECH	L	3-22
GEORGIA TECH	W	11-3
GEORGIA	L	7-23
GEORGIA	L	4-8
Tennessee	L	2-11
Tennessee	L	4-10
Kentucky	L	7-8
Middle Tennessee	W	22-2
Evansville	W	6-5
AUBURN	L	4-6
AUBURN	L	3-12
Auburn	L	4-9
Auburn	L	4-12

1951 (0-18-1, 0-13-1)

Coach: Dave Scobey

ILLINOIS STATE	L	9-13
ILLINOIS STATE	L	1-7
KENTUCKY	T	10-10
KENTUCKY	L	13-15
Kentucky	L	5-17
MIDDLE TENNESSEE	L	5-13
Tennessee	L	0-17
Georgia Tech	L	11-14
Georgia Tech	L	8-22
MISSISSIPPI STATE	L	2-4
MISSISSIPPI STATE	L	3-10
TENNESSEE	L	2-20
TENNESSEE	L	6-7
Alabama	L	0-5
Alabama	L	4-7
ALABAMA	L	2-17
ALABAMA	L	7-20
Middle Tennessee	L	13-14
Murray State	L	6-21

1952 (4-16, 2-13)

Coach: Bill Schwartz

MIAMI (Ohio)	L	1-8
TENNESSEE	L	1-6
TENNESSEE	W	6-4
Kentucky	L	8-11
Kentucky	L	6-8
Middle Tennessee	L	3-4
Tennessee Tech	W	16-10
GEORGIA TECH	L	4-14
GEORGIA TECH	W	12-8
KENTUCKY	L	7-8
Tennessee	L	7-10
Tennessee	L	2-9
ALABAMA	L	3-9
ALABAMA	L	0-8
Mississippi State	L	4-5
Mississippi State	L	4-11
Alabama	L	1-15
Alabama	L	4-5
MIDDLE TENNESSEE	W	10-7
TENNESSEE TECH	L	6-7

1953 (5-13, 3-11)

Coach: Woody Johnson

MIAMI (Ohio)	L	3-5
TULANE	L	2-14
TULANE	W	7-3
MIDDLE TENNESSEE	W	4-1
Tennessee Tech	W	10-8
Tennessee	L	3-8
KENTUCKY	L	6-9

KENTUCKY	L	7-10
MISSISSIPPI	L	0-2
MISSISSIPPI	W	5-2
Alabama	L	1-6
Alabama	L	1-10
Mississippi State	L	0-8
Mississippi State	L	11-12
Kentucky	L	3-4
TENNESSEE	L	4-17
TENNESSEE	W	5-1
TENNESSEE TECH	L	4-9

1954 (11-9-1, 8-7-1)

Coach: Dave Scobey

MIAMI (Ohio)	W	7-6
Tennessee	W	2-0
Tennessee	W	5-4
Middle Tennessee	W	17-12
Tennessee Tech	L	9-10
KENTUCKY	W	9-0
KENTUCKY	L	7-11
MISSISSIPPI	L	3-16
MISSISSIPPI	T	1-1
GEORGIA TECH	W	2-1
GEORGIA TECH	L	4-8
Kentucky	W	7-5
Kentucky	W	8-4
TENNESSEE	L	2-8
TENNESSEE	W	9-1
LSU (Away)	W	5-3
LSU (Away)	L	3-13
Tulane	L	1-2
Tulane	L	3-4
MIDDLE TENNESSEE	W	8-0
TENNESSEE TECH	L	1-8

1955 (12-6, 10-4)

Coach: Dave Scobey

Tennessee	W	3-1
Tennessee	L	5-11
MIDDLE TENNESSEE	W	8-4
Auburn	L	2-12
Auburn	L	2-4
AUBURN	W	12-10
AUBURN	W	6-5
KENTUCKY	W	17-3
KENTUCKY	W	14-8
KENTUCKY	L	9-8
Tennessee Tech	L	7-12
TENNESSEE	W	9-8
TENNESSEE	L	10-11
Kentucky	W	12-4
Kentucky	W	9-3
Kentucky	W	8-4
Middle Tennessee	W	9-8
TENNESSEE TECH	L	9-11

1956 (6-15, 3-12)

Coach: Dave Scobey

Middle Tennessee	L	10-12
Tulane	L	3-4
Tulane	L	0-13
Tulane	W	6-4
MIAMI (Ohio)	L	7-8
MISSISSIPPI STATE	L	8-27
MISSISSIPPI STATE	L	4-9
TENNESSEE	W	6-4
TENNESSEE	L	3-8
Alabama	L	6-10
Alabama	L	0-4
LSU (Home)	W	10-7
LSU (Home)	L	2-14
LSU (Home)	L	4-13
Mississippi	L	3-9

Season-by-Season Results

Mississippi.....L.....0-7
Mississippi.....L.....0-3
ALABAMA.....L.....4-7
ALABAMA.....W.....11-5
Tennessee.....W.....9-6
MIDDLE TENNESSEE.....W.....12-1

1957 (8-14, 3-13)

Coach: Dick Richardson

TULANE.....W.....6-8
TULANE.....L.....0-3
TULANE.....L.....5-10
Tennessee.....W.....8-4
Tennessee.....L.....6-7
Mississippi State.....L.....3-9
Mississippi State.....L.....1-9
Mississippi State.....L.....0-9
ALABAMA.....L.....10-13
ALABAMA.....L.....5-6
Middle Tennessee.....W.....19-4
LSU (Away).....W.....8-7
LSU (Away).....L.....1-3
LSU (Away).....W.....2-0
KENTUCKY.....W.....9-3
KENTUCKY.....W.....8-4
MISSISSIPPI.....L.....1-10
MISSISSIPPI.....L.....1-15
MISSISSIPPI.....L.....3-15
Alabama.....L.....3-1
Alabama.....L.....3-1
MIDDLE TENNESSEE.....L.....6-4

1958 (4-9, 2-6)

Coach: Dick Richardson

MIDDLE TENNESSEE.....W.....6-3
Auburn.....L.....4-25
Auburn.....L.....0-1
Auburn.....L.....0-8
HILLSDALE.....W.....8-6
GEORGIA.....L.....6-8
GEORGIA.....L.....2-7
GEORGIA.....W.....7-5
Kentucky.....W.....8-7
Kentucky.....L.....6-7
AUSTIN PEAY.....L.....6-10
Mississippi.....L.....0-2
Mississippi.....L.....3-4

1959 (5-15, 2-13)

Coach: Dick Richardson

MIDDLE TENNESSEE.....W.....8-5
CHICAGO.....W.....9-3
CENTRAL MICHIGAN.....W.....6-5
Georgia Tech.....L.....3-11
AUBURN.....L.....4-15
AUBURN.....L.....3-8
AUBURN.....L.....4-10
Georgia.....L.....7-11
Georgia.....L.....2-3
Georgia.....L.....5-10
KENTUCKY.....L.....7-14
KENTUCKY.....L.....3-4
Tennessee.....L.....1-2
Tennessee.....W.....10-4
TENNESSEE TECH.....L.....9-10
Kentucky.....L.....0-9
Kentucky.....L.....0-4
Middle Tennessee.....L.....0-2
TENNESSEE.....L.....7-21
TENNESSEE.....W.....10-8

1960 (8-13, 5-8)

Coach: Harley Boss

Florida.....L.....1-10
Florida.....L.....2-7
Middle Tennessee.....W.....12-6
TENNESSEE TECH.....L.....7-9
GEORGIA.....W.....10-6
GEORGIA.....L.....2-5
WITTENBERG.....W.....13-12
CENTRAL MICHIGAN.....L.....3-10
KENTUCKY.....W.....9-8
KENTUCKY.....W.....4-3
Tennessee.....L.....0-11
Tennessee.....L.....3-4
NOTRE DAME.....L.....2-6
GEORGIA TECH.....L.....4-14
MISSISSIPPI.....L.....0-10
MISSISSIPPI.....L.....0-16
MIDDLE TENNESSEE.....W.....5-4
KENTUCKY.....L.....1-3
TENNESSEE.....L.....2-8
TENNESSEE.....W.....9-7
TENNESSEE.....W.....12-1

1961 (7-15, 2-11)

Coach: Dick Richardson

Valdosta State.....W.....5-4
Valdosta State.....W.....4-1
Valdosta State.....W.....11-6
Georgia Southern.....L.....6-8
Georgia Southern.....L.....1-4
Georgia.....L.....3-15
Georgia.....L.....1-14
Georgia Tech.....L.....5-8
MIDDLE TENNESSEE.....W.....5-4
Kentucky.....L.....1-4
Kentucky.....L.....3-6
AUBURN.....W.....4-2
AUBURN.....L.....0-10
FLORIDA.....L.....5-7
FLORIDA.....L.....0-6
Middle Tennessee.....W.....4-1
KENTUCKY.....W.....9-8
KENTUCKY.....L.....2-9
TENNESSEE.....L.....3-6
TENNESSEE.....L.....4-14
TENNESSEE.....L.....4-10
TENNESSEE.....L.....1-3

1962 (2-18-2, 0-16-2)

Coach: Jerry Elliot

Auburn.....T.....14-14
Auburn.....L.....3-13
Valdosta State.....L.....0-2
Florida.....L.....0-11
Florida.....L.....1-5
MIDDLE TENNESSEE.....W.....9-7
Middle Tennessee.....L.....7-12
KENTUCKY.....T.....12-12
KENTUCKY.....L.....9-15
WITTENBERG.....W.....6-4
GEORGIA.....L.....0-15
GEORGIA.....L.....3-4
GEORGIA TECH.....L.....1-12
GEORGIA TECH.....L.....9-11
Kentucky.....L.....2-17
Kentucky.....L.....3-7
Kentucky.....L.....4-11
Tennessee.....L.....2-3
Tennessee.....L.....4-14
TENNESSEE.....L.....9-10
TENNESSEE.....L.....8-17
TENNESSEE.....L.....4-6

1963 (6-15, 4-13)

Coach: Harley Boss

Georgia.....L.....3-4
Georgia.....L.....0-6
Tennessee.....L.....1-10
Tennessee.....L.....4-5
Tennessee.....L.....5-7
Kentucky.....L.....3-4
Kentucky.....L.....1-2
Georgia Tech.....W.....9-8
TENNESSEE.....W.....5-4
TENNESSEE.....L.....10-11
AUBURN.....L.....3-5
AUBURN.....L.....6-14
FLORIDA.....L.....2-9
FLORIDA.....L.....2-9
SEWANE.....W.....20-10
Middle Tennessee.....L.....2-6
MIDDLE TENNESSEE.....W.....8-2
KENTUCKY.....L.....0-5
KENTUCKY.....W.....9-4
Sewanee.....L.....3-6
MIDDLE TENNESSEE.....W.....6-5

1964 (7-14, 4-12)

Coach: Harley Boss

Florida.....L.....0-4
Florida.....L.....0-6
Auburn.....L.....2-6
Auburn.....L.....0-5
WITTENBERG.....L.....3-7
KENTUCKY.....L.....2-9
GEORGIA.....W.....8-7
Tennessee.....L.....0-2
Tennessee.....L.....2-10
Middle Tennessee.....L.....3-7
Sewanee.....L.....3-7
GEORGIA TECH.....W.....1-0
GEORGIA TECH.....L.....1-2
SEWANE.....W.....9-6
Kentucky.....L.....3-8
Kentucky.....W.....3-2
Kentucky.....L.....1-2
MIDDLE TENNESSEE.....W.....6-1
TENNESSEE.....L.....3-20
TENNESSEE.....W.....11-3
TENNESSEE.....L.....1-18

1965 (5-14, 1-11)

Coach: George Archie

KENTUCKY.....L.....3-6
KENTUCKY.....W.....3-0
Georgia.....L.....3-4
Georgia.....L.....9-12
Middle Tennessee.....L.....0-3
TENNESSEE.....L.....0-9
TENNESSEE.....L.....3-9
Sewanee.....W.....8-7
AUBURN.....L.....4-13
AUBURN.....L.....9-23
MIDDLE TENNESSEE.....W.....12-11
SOUTHWESTERN.....W.....12-6
KENTUCKY.....L.....0-1
KENTUCKY.....L.....3-12
SEWANE.....W.....11-4
TENNESSEE.....L.....0-4
TENNESSEE.....L.....3-6

1966 (2-16, 1-12)

Coach: George Archie

Florida.....L.....0-5
Florida.....L.....0-15
Auburn.....L.....0-11
Auburn.....L.....5-8
Tennessee.....L.....1-11
Tennessee.....L.....2-15
Middle Tennessee.....L.....0-5
SEWANE.....L.....4-10
Wittenburg.....L.....4-14
KENTUCKY.....L.....3-9
KENTUCKY.....L.....1-7
Sewanee.....W.....4-1
MIDDLE TENNESSEE.....L.....3-2
Kentucky.....W.....4-2
Kentucky.....L.....4-14
GEORGIA.....L.....2-7
TENNESSEE.....L.....4-15
TENNESSEE.....L.....1-13

1967 (11-12, 8-9)

Coach: George Archie

Tennessee.....L.....2-6
Tennessee.....W.....5-1
Georgia State.....W.....2-1
Georgia State.....W.....5-1
AUBURN.....W.....5-3
AUBURN.....L.....0-1
AUBURN.....L.....8-21
KENTUCKY.....W.....7-2
KENTUCKY.....W.....6-4
Georgia.....L.....1-3
Georgia.....L.....3-4
Georgia.....L.....0-1
Sewanee.....W.....9-1
Kentucky.....L.....0-3
Kentucky.....L.....1-11
FLORIDA.....W.....6-5
FLORIDA.....L.....2-9
FLORIDA.....W.....14-2
TENNESSEE.....W.....9-0
TENNESSEE.....W.....8-3
SOUTHWESTERN.....L.....1-4
SEWANE.....L.....1-2
MIDDLE TENNESSEE.....L.....2-4

1968 (7-15, 2-13)

Coach: Larry Schmittou

FISK.....W.....7-3
BELMONT.....W.....9-6
Florida.....L.....0-16
Florida.....L.....0-3
Florida.....L.....2-10
Auburn.....L.....0-8
Auburn.....L.....1-7
Auburn.....L.....0-4
Fisk.....W.....7-5
KENTUCKY.....W.....2-1
KENTUCKY.....L.....3-4
Birmingham Southern.....W.....8-1
GEORGIA.....L.....1-5
GEORGIA.....W.....4-3
GEORGIA.....L.....1-5
Tennessee State.....W.....4-3
Tennessee.....L.....0-9
Tennessee.....L.....1-9
SEWANE.....L.....4-6
KENTUCKY.....L.....0-6
KENTUCKY.....L.....3-8
MIDDLE TENNESSEE.....L.....0-7

Season-by-Season Results

1969 (21-18, 3-10)

Coach: Larry Schmittou

TENNESSEE STATE.....W	9-2
TENNESSEE STATE.....W	6-4
FISK.....W	10-9
Belmont.....W	9-5
Murray State.....L	2-3
CALVIN.....W	16-7
CALVIN.....W	5-0
Chattanooga.....W	4-0
Chattanooga.....W	5-2
Berry.....L	0-5
Berry.....W	6-4
Oglethorpe.....L	1-9
Georgia.....L	7-17
Georgia.....L	1-5
Georgia.....W	2-5
Fisk.....W	5-4
CHATTANOOGA.....W	9-5
Kentucky.....L	1-3
Kentucky.....W	1-4
SEWANEE.....W	5-2
AUBURN.....W	7-6
AUBURN.....L	1-2
Lipscomb.....W	1-0
BIRMINGHAM SOUTHERN...W	3-2
BELMONT.....L	1-4
Lipscomb.....W	5-3
Sewanee.....L	2-5
KENTUCKY.....L	2-4
KENTUCKY.....W	5-1
LIPSCOMB.....L	4-7
MURRAY STATE.....L	2-4
Tennessee.....L	1-4
Tennessee.....L	3-9
Southwestern.....W	14-3
FLORIDA.....L	2-6
FLORIDA.....L	5-14
FLORIDA.....L	5-15
MIDDLE TENNESSEE.....W	3-1
MIDDLE TENNESSEE.....W	5-0

1970 (24-16, 5-10)

Coach: Larry Schmittou

WEST VIRGINIA.....L	2-3
CHRISTIAN BROTHERS...W	9-2
CHRISTIAN BROTHERS...W	4-2
KENYON.....W	16-3
KENYON.....W	7-1
KENTUCKY.....W	18-6
KENTUCKY.....L	2-3
CALVIN.....L	3-4
Western Michigan.....W	6-5
Jacksonville.....L	3-4
Western Michigan.....W	5-3
Jacksonville.....L	5-6
Florida.....L	0-2
Florida.....W	4-1
Florida.....L	0-2
Purdue.....W	3-1
Murray State.....L	1-3
Kentucky.....L	0-3
Kentucky.....W	6-2
Belmont.....W	13-7
Tennessee-ChattanoogaW	7-2
Birmingham Southern...W	5-2
Auburn.....L	1-6
Auburn.....L	1-2
Auburn.....L	0-7
BELMONT.....W	2-0
Tennessee.....L	6-10
Tennessee.....L	6-13
CHATTANOOGA.....W	16-0
TENNESSEE.....L	1-20

LIPSCOMB.....W	10-7
GEORGIA.....W	6-2
GEORGIA.....W	3-0
MURRAY STATE.....W	15-7
Lipscomb.....W	11-1
ARKANSAS.....W	9-6
Middle Tennessee.....W	6-3
Middle Tennessee.....W	9-6
WESTERN KENTUCKY....W	2-0
WESTERN KENTUCKY....W	6-0

1971 (33-19, 10-7)

Coach: Larry Schmittou

CHRISTIAN BROTHERS...W	2-0
CHRISTIAN BROTHERS...W	6-2
UNION.....L	7-8
Belmont.....W	12-1
LOUISVILLE (NH).....W	3-0
LOUISVILLE (NH).....L	2-0
BOWLING GREEN.....W	13-0
CALVIN.....W	5-4
CALVIN (NH).....W	13-0
Central Michigan.....L	2-7
William & Mary.....L	2-3
St. Leo's.....W	8-7
Princeton.....W	4-0
Florida Southern.....L	3-4
Rollins.....W	3-2
William & Mary.....W	7-3
Stetson.....L	4-5
Princeton.....L	4-5
Rollins.....L	2-5
Kentucky.....L	5-13
Kentucky.....W	8-6
KENTUCKY.....W	6-3
KENTUCKY.....L	3-4
WESTERN KENTUCKY....W	10-0
Purdue.....W	6-1
Murray State.....L	1-8
MEMPHIS STATE.....W	5-4
TENNESSEE.....W	12-1
TENNESSEE.....W	7-5
Western Kentucky.....W	6-1
Western Kentucky.....W	6-1
TENNESSEE STATE.....W	5-3
BIRMINGHAM SOUTHERNL	5-10
Tennessee.....W	8-3
Tennessee.....W	4-3
BELMONT (NH).....W	4-0
Christian Brothers.....L	2-4
Memphis State.....W	9-8
Lipscomb.....W	6-4
Georgia.....W	7-3
Georgia.....L	5-6
Austin Peay.....W	7-3
MURRAY STATE.....L	4-7
AUBURN.....W	5-1
AUBURN.....L	1-6
AUBURN.....L	0-9
LIPSCOMB.....L	4-11
Union.....W	4-2
FLORIDA.....W	4-3
FLORIDA.....W	13-2
Mississippi State*.....L	1-5
MISSISSIPPI STATE*.....L	1-3

1972 (35-15, 13-5)

Coach: Larry Schmittou

LOUISVILLE.....W	17-1
LOUISVILLE.....W	2-1
Tennessee Tech.....W	2-0
FISK.....W	9-0

Memphis State.....L	4-5
EVANSVILLE.....W	9-0
EVANSVILLE.....W	2-1
MIDDLE TENNESSEE.....W	4-3
AUSTIN PEAY.....W	11-6
KENTUCKY.....W	15-1
Florida State.....W	11-1
Florida State.....L	3-4
Florida State.....L	4-19
South Alabama.....L	2-5
South Alabama.....L	4-18
Louisville.....W	4-3
Kentucky.....W	4-3
Kentucky.....W	11-10
TENNESSEE TECH.....W	14-1
WESTERN KENTUCKY....W	6-0
Belmont.....W	6-5
Tennessee.....W	3-2
Tennessee.....W	13-12
Austin Peay.....W	14-5
LIPSCOMB.....W	3-2
Union.....W	7-2
Murray State.....L	6-8
TENNESSEE.....W	4-3
TENNESSEE.....L	4-6
SOUTH ALABAMA.....L	12-19
SOUTH ALABAMA.....W	5-2
Western Kentucky.....W	5-4
MURRAY STATE.....W	14-8
GEORGIA.....W	3-2
GEORGIA.....W	8-5
GEORGIA.....W	15-0
BELMONT.....W	4-3
Birmingham Southern...L	4-6
Auburn.....W	5-1
Auburn.....L	3-7
Auburn.....W	6-2
Middle Tennessee.....W	12-2
UNION.....L	4-7
Lipscomb.....L	5-9
Florida.....W	2-1
Florida.....L	0-3
Florida.....W	4-1
SOUTHERN ILLINOIS....W	2-1
MISSISSIPPI.....L	3-5
Mississippi.....L	4-5

1973 (36-16, 13-5)

Coach: Larry Schmittou

AUSTIN PEAY.....W	19-4
Austin Peay.....W	21-3
Austin Peay.....W	4-1
Tennessee Tech.....W	9-3
Tennessee Tech.....L	3-7
DePAUW.....W	11-2
DePAUW.....W	14-7
FISK.....W	14-1
MIDDLE TENNESSEE....L	8-9
LOUISVILLE.....W	3-1
LOUISVILLE.....W	6-4
KENTUCKY.....W	5-2
KENTUCKY.....W	22-3
Massachusetts.....L	0-2
Hawaii.....W	11-2
Southern California.....W	5-4
California-Riverside....W	7-3
Washington State.....L	6-2
Stanford.....L	0-6
Arizona State.....W	6-4
Kentucky.....L	1-3
Kentucky.....W	7-3
TENNESSEE.....W	9-8
MEMPHIS STATE.....W	2-0
MEMPHIS STATE.....L	5-6

Tennessee.....L	1-12
Tennessee.....W	5-2
WESTERN KENTUCKY....W	5-4
WESTERN KENTUCKY....W	9-5
LIPSCOMB.....W	6-4
NORTHERN ILLINOIS....W	2-1
Georgia.....W	4-0
Georgia.....L	0-6
Georgia.....L	1-3
Middle Tennessee.....W	4-3
Belmont.....L	0-1
AUBURN.....W	5-1
AUBURN.....W	1-0
AUBURN.....L	4-7
BIRMINGHAM SOUTHERN...W	16-5
LIPSCOMB.....W	4-3
FLORIDA.....W	7-0
FLORIDA.....W	4-1
FLORIDA.....W	9-5
Southern Illinois.....L	2-4
Southern Illinois.....L	1-3
Alabama*.....W	5-1
ALABAMA*.....W	13-7
Georgia Southern!.....W	6-2
North Carolina State!...W	4-2
Georgia Southern!.....L	2-5
Miami, (Fla.)!.....L	5-6

* SEC Tournament

! NCAA Playoffs, Starkville, Miss.

1974 (37-22, 11-4)

Coach: Larry Schmittou

Columbus.....W	9-8
Columbus.....W	1-0
LSU (Away).....L	5-10
LSU (Away).....L	7-8
LSU (Away).....W	7-3
LSU (Away).....W	5-3
South Alabama.....L	4-5
South Alabama.....W	5-2
Florida.....L	0-4
Florida.....W	1-0
Florida.....W	8-3
Valdosta State.....W	8-4
Valdosta State.....W	8-5
FISK.....W	5-4
Miami (Ohio).....L	2-4
Alabama.....L	2-12
Miami (Ohio).....W	5-4
Alabama.....W	8-7
Miami (Ohio).....W	5-2
Alabama.....L	4-5
BELMONT.....W	10-9
MIDDLE TENNESSEE....W	7-1
MIDDLE TENNESSEE....W	5-4
WESTERN KENTUCKY....W	7-1
WESTERN KENTUCKY....L	3-9
TENNESSEE TECH.....W	3-0
TENNESSEE TECH.....L	2-3
SOUTHERN ILLINOIS....L	2-5
SOUTHERN ILLINOIS....W	10-4
KENTUCKY.....W	8-7
KENTUCKY.....W	4-2
Fisk.....W	5-2
Tennessee.....W	5-1
Tennessee.....L	3-4
Austin Peay.....L	4-5
Austin Peay.....L	0-7*
LIPSCOMB.....L	3-5
TENNESSEE.....W	4-3
TENNESSEE.....W	11-3
Memphis.....W	1-0
Memphis.....L	0-3
Lipscomb.....L	4-12

Season-by-Season Results

GEORGIA.....W.....5-1
GEORGIA.....W.....6-3
GEORGIA.....W.....7-6
SOUTH ALABAMA.....L.....0-12
BELMONT.....W.....19-6
Auburn.....W.....2-1
Auburn.....L.....2-8
Auburn.....L.....0-11
AUSTIN PEAY.....L.....8-10
AUSTIN PEAY.....W.....4-0
Middle Tennessee.....W.....5-1
Middle Tennessee.....W.....4-2
ALABAMA *.....W.....12-8
Alabama *.....W.....2-1
East Carolina#.....W.....2-1
Miami (Fla.)#.....L.....1-7
Georgia Southern#.....L.....3-5
* SEC Tournament
NCAA Playoffs, Starkville, Miss.

1975 (30-39, 7-9)

Coach: Larry Schmittou

LSU (Away).....L.....4-6
LSU (Away).....W.....7-2
LSU (Away).....L.....0-10
LSU (Away).....L.....1-17
South Alabama.....L.....4-14
South Alabama.....L.....1-7
Alabama.....L.....1-4
Alabama.....W.....3-1
Alabama.....W.....3-2
Alabama.....W.....5-4
Mississippi State.....W.....2-1
Iowa.....L.....0-6
Mississippi State.....L.....0-1
LOUISVILLE.....L.....3-5
LOUISVILLE.....L.....1-4
OHIO.....L.....2-7
OHIO.....W.....10-3
EVANSVILLE.....W.....6-2
EVANSVILLE.....L.....3-4
WOOSTER.....W.....10-3
OHIO STATE.....L.....3-20
OHIO STATE.....L.....3-9
KENTUCKY.....W.....5-3
WISCONSIN-SUPER.....W.....18-1
WISCONSIN-SUPER.....W.....17-2
WISCONSIN-SUPER.....W.....6-4
Middle Tennessee.....W.....6-3
Kentucky.....L.....4-9
Kentucky.....W.....3-0
PROVIDENCE.....W.....3-2
PROVIDENCE.....L.....0-2
Western Kentucky.....W.....8-6
Western Kentucky.....L.....4-5
MIDDLE TENNESSEE.....L.....2-4
TENNESSEE.....L.....1-14
TENNESSEE.....L.....3-6
Austin Peay.....W.....13-1
Austin Peay.....W.....13-4
Lipscomb.....W.....6-0
Belmont.....L.....3-4
Tennessee.....L.....10-11
Tennessee.....L.....3-8
SOUTH ALABAMA.....W.....9-7
WESTERN KENTUCKY.....W.....5-1
WESTERN KENTUCKY.....W.....12-4
Georgia.....L.....2-6
Georgia.....L.....1-6
Georgia.....W.....13-3
AUSTIN PEAY.....W.....7-2
AUSTIN PEAY.....L.....5-6
LIPSCOMB.....L.....3-14
BELMONT.....W.....7-3
AUBURN.....W.....8-5
AUBURN.....W.....3-0

AUBURN.....L.....3-4
Fisk.....W.....12-2
FLORIDA.....W.....5-1
FLORIDA.....W.....4-1
FLORIDA.....L.....2-6

1976 (27-23, 12-12)

Coach: Larry Schmittou

Columbus College.....L.....6-14
Columbus College.....L.....4-7
Rollins.....L.....5-10
Rollins.....W.....3-2
Rollins.....L.....3-6
Florida.....W.....10-5
Florida.....W.....5-3
Florida.....L.....6-7
WESTERN ILLINOIS.....W.....5-3
WESTERN ILLINOIS.....W.....4-2
Murray State.....L.....3-4
EVANSVILLE.....W.....8-6
MIAMI (OHIO).....L.....1-3
WESTERN KENTUCKY.....W.....8-7
TENNESSEE TECH.....L.....4-6
Western Kentucky.....L.....7-8
LIPSCOMB.....W.....7-3
Georgia.....W.....6-3
Georgia.....W.....3-1
Georgia.....L.....2-8
AUSTIN PEAY.....W.....7-6
MIDDLE TENNESSEE.....W.....4-1
KENTUCKY.....L.....7-14
KENTUCKY.....L.....1-6
KENTUCKY.....W.....13-8
Middle Tennessee.....W.....7-4
Union.....W.....10-6
BELMONT.....L.....4-5
TENNESSEE.....W.....8-6
TENNESSEE.....L.....3-8
TENNESSEE.....W.....11-7
MURRAY STATE.....W.....9-4
Lipscomb.....W.....7-4
BELLARMINE.....L.....7-11
BELLARMINE.....W.....8-5
UNION.....W.....7-4
Austin Peay.....W.....15-4
Belmont.....W.....3-1
Kentucky.....L.....0-14
Kentucky.....L.....0-4
Kentucky.....W.....4-3
GEORGIA.....L.....4-5
GEORGIA.....W.....3-0
GEORGIA.....W.....6-0
FLORIDA.....L.....2-4
FLORIDA.....W.....6-4
FLORIDA.....W.....6-3
Tennessee.....L.....2-6
Tennessee.....L.....1-8
Tennessee.....L.....2-3

1977 (25-25-1, 13-12)

Coach: Larry Schmittou

Hawaii.....L.....5-7
Hawaii.....L.....3-10
Hawaii.....L.....3-4
Hawaii.....L.....6-7
Hawaii.....L.....4-10
Hawaii.....L.....3-7
Hawaii.....W.....6-1
Hawaii.....L.....3-9
Florida.....L.....2-7
Florida.....L.....1-5
Florida.....L.....5-11
MIDDLE TENNESSEE.....W.....8-7
OHIO.....W.....2-1
OHIO.....L.....7-8
OHIO.....L.....8-11

Austin Peay.....W.....9-2
KENTUCKY.....W.....2-1
KENTUCKY.....W.....2-1
KENTUCKY.....W.....3-0
TREVECCA.....W.....8-7
BELMONT.....W.....9-3
ST. XAVIER.....W.....7-5
MILLIKIN.....W.....6-5
Southern Illinois.....L.....3-4
Kentucky.....L.....6-7
Kentucky.....W.....2-1
Kentucky.....L.....3-5
Georgia.....W.....1-0
Georgia.....W.....8-4
Georgia.....L.....4-5
Middle Tennessee.....W.....4-0
Trevecca.....W.....4-2
Lipscomb.....L.....6-8
TENNESSEE.....W.....6-0
TENNESSEE.....W.....6-1
TENNESSEE.....W.....6-2
WESTERN KENTUCKY.....L.....5-7
WESTERN KENTUCKY.....T.....3-3
Belmont.....W.....7-1
GEORGIA.....L.....1-6
GEORGIA.....W.....3-1
AUSTIN PEAY.....L.....0-7
FLORIDA.....L.....5-6
FLORIDA.....W.....5-2
FLORIDA.....W.....7-4
LIPSCOMB.....W.....7-0
Tennessee.....L.....0-2
Tennessee.....L.....3-5
Tennessee.....W.....8-2
Mississippi*.....L.....7-9
Mississippi State*.....L.....2-15
* SEC Tournament

1978 (31-17, 10-13)

Coach: Larry Schmittou

Florida.....L.....1-3
Florida.....L.....1-3
Florida.....L.....6-8
UNION.....W.....15-3
LEWIS.....W.....4-3
LEWIS.....W.....3-1
TREVECCA.....W.....5-1
VIRGINIA TECH.....L.....9-17
OKLAHOMA.....W.....8-7
BELMONT.....W.....10-8
SOUTHEAST OKLAHOMA.....W.....10-8
MIAMI (OHIO).....W.....6-5
LIPSCOMB.....L.....5-6
SOUTHEAST OKLAHOMA.....W.....6-5
ST. MARY'S.....W.....6-3
Trevecca.....W.....7-5
Kentucky.....L.....4-6
Kentucky.....L.....0-3
Kentucky.....W.....8-3
BELMONT.....W.....8-7
Tennessee State.....W.....19-6
SO. ILLINOIS.....W.....6-5
Georgia.....W.....4-2
Georgia.....L.....5-22
Georgia.....W.....9-4
MIDDLE TENNESSEE.....W.....14-8
TENNESSEE STATE.....W.....10-9
FLORIDA.....W.....2-1
FLORIDA.....L.....3-17
FLORIDA.....L.....0-6
TENNESSEE.....W.....6-3
TENNESSEE.....L.....1-11
TENNESSEE.....W.....12-6
Lipscomb.....L.....3-12
Middle Tennessee.....L.....3-7
TREVECCA.....W.....7-6

GEORGIA.....L.....5-7
GEORGIA.....W.....4-0
GEORGIA.....W.....7-6
EVANSVILLE.....W.....11-1
EVANSVILLE.....W.....8-3
EVANSVILLE.....W.....12-3
KENTUCKY.....W.....4-1
KENTUCKY.....W.....2-1
LIPSCOMB.....W.....12-4
Tennessee.....L.....2-3
Tennessee.....L.....5-10
Tennessee.....L.....4-5

1979 (21-25, 8-14)

Coach: Roy Mewbourne

Hawaii.....L.....2-15
Hawaii.....L.....5-7
Hawaii.....L.....3-4
Hawaii.....L.....1-4
Hawaii.....L.....2-5
Hawaii.....L.....0-9
KENTUCKY.....L.....5-10
KENTUCKY.....W.....5-3
KENTUCKY.....L.....6-16
Trevecca.....W.....8-6
Union.....W.....14-1
Union.....W.....17-2
TENNESSEE STATE.....L.....7-16
Middle Tennessee.....L.....4-8
BELMONT.....W.....7-2
WISCONSIN-EAU CLAIRE.....W.....11-4
WISCONSIN-EAU CLAIRE.....W.....7-0
GEORGIA.....L.....4-5
Aurora (Ill.).....W.....10-0
Belmont.....W.....12-4
LEWIS & CLARK.....W.....5-4
MIDDLE TENNESSEE.....L.....3-11
TENNESSEE STATE.....W.....15-4
AUSTIN PEAY.....W.....4-2
Florida.....L.....2-9
Florida.....L.....5-6
Florida.....W.....9-4
Georgia.....L.....4-8
Georgia.....L.....3-8
Georgia.....W.....7-5
TENNESSEE.....L.....4-8
TENNESSEE.....L.....1-8
TENNESSEE.....W.....10-3
TREVECCA.....W.....9-5
Lipscomb.....L.....2-8
Kentucky.....L.....1-3
Kentucky.....L.....6-7
Kentucky.....W.....12-9
FLORIDA.....W.....7-6
FLORIDA.....L.....2-15
FLORIDA.....L.....4-5
AUSTIN PEAY.....W.....11-9
LIPSCOMB.....L.....3-8
Tennessee.....W.....7-5
Tennessee.....W.....5-3
Tennessee.....L.....0-1

1980 (34-21-1, 13-9)

Coach: Roy Mewbourne

Birmingham Southern.....L.....3-7
Davidson.....L.....2-3
Davidson.....W.....3-0
Davidson.....W.....7-3
Central Florida.....W.....9-3
Rollins.....W.....11-6
Rollins.....L.....6-8
Georgia.....W.....14-9
Georgia.....W.....11-6
Georgia.....L.....6-9
FLORIDA.....W.....6-3

Season-by-Season Results

FLORIDA.....W.....	6-4
FLORIDA.....W.....	0-5
GRAND VALLEY.....L.....	5-6
UT-CHATTANOOGA.....W.....	2-1
UT-CHATTANOOGA.....W.....	7-3
GEORGIA.....W.....	6-0
GEORGIA.....L.....	0-3
GEORGIA.....L.....	4-7
TREVECCA.....L.....	4-9
TENNESSEE STATE.....W.....	13-7
Middle Tennessee.....L.....	1-2
Kentucky.....L.....	0-6
Kentucky.....W.....	6-0
WIS.-EAU CLAIRE.....W.....	8-0
WIS.-EAU CLAIRE.....W.....	12-5
Lipscomb.....W.....	6-5
BELMONT.....W.....	16-0
UAB (Home).....W.....	9-1
Trevecca.....W.....	7-5
Tennessee.....L.....	1-7
Tennessee.....W.....	10-5
Tennessee.....L.....	6-8
Florida.....L.....	2-3
Florida.....L.....	5-6
Florida.....W.....	13-7
Belmont.....L.....	0-4
Lipscomb.....W.....	9-6
Austin Peay.....L.....	4-8
BIRMINGHAM SOUTHERN.....W.....	8-0
TENNESSEE STATE.....T.....	6-6
UAB (Away).....W.....	6-4
MIDDLE TENNESSEE.....W.....	13-5
Tennessee.....W.....	2-1
Tennessee.....W.....	9-3
AUSTIN PEAY.....L.....	8-13
KENTUCKY.....W.....	4-2
KENTUCKY.....L.....	5-6
KENTUCKY.....W.....	8-5
Auburn*.....L.....	2-3
Florida*.....W.....	11-7
Mississippi*.....W.....	21-0
Auburn*.....W.....	16-3
Auburn*.....W.....	13-0
Western Kentucky#.....L.....	4-15
New Orleans#.....L.....	2-8

1981 (26-25-1, 9-12-1)

Coach: Roy Mewbourne

Hawaii.....L.....	5-6
Hawaii.....L.....	2-3
Hawaii.....L.....	1-5
Hawaii.....L.....	0-4
Hawaii.....L.....	4-7
Chaminade.....L.....	1-2
Chaminade.....W.....	6-3
Georgia.....W.....	5-2
Georgia.....W.....	17-8
Georgia.....L.....	9-16
MIDDLE TENNESSEE.....W.....	15-9
KENTUCKY.....W.....	8-5
KENTUCKY.....L.....	8-11
KENTUCKY.....L.....	4-16
Trevecca.....W.....	8-3
GEORGIA.....L.....	0-4
GEORGIA.....W.....	8-3
Austin Peay.....W.....	9-0*
TENNESSEE STATE.....W.....	19-10
FLORIDA.....L.....	2-17
FLORIDA.....W.....	11-7
FLORIDA.....L.....	9-11
Middle Tennessee.....W.....	7-6
Lipscomb.....L.....	3-10
Murray State.....W.....	12-8
MEMPHIS.....W.....	8-6

* SEC Tournament
NCAA Tournament

MEMPHIS.....W.....	4-3
Birmingham Southern.....L.....	4-6
Tennessee Tech.....L.....	4-6
BELMONT.....W.....	11-5
UT-CHATTANOOGA.....W.....	9-2
UT-CHATTANOOGA.....W.....	13-0
BIRMINGHAM SOUTHERN.....L.....	5-8
TREVECCA.....W.....	6-4
Lipscomb.....L.....	4-13
MURRAY STATE.....L.....	6-9
Belmont.....L.....	3-4
Tennessee.....W.....	2-1
Tennessee.....W.....	6-2
UAB (Away).....W.....	9-8
Florida.....L.....	6-7
Florida.....L.....	1-2
Florida.....L.....	2-11
TENNESSEE TECH.....W.....	7-4
UAB (Home).....W.....	13-3
TENNESSEE.....L.....	4-7
TENNESSEE.....W.....	9-8
TENNESSEE.....W.....	14-12
AUSTIN PEAY.....W.....	8-6
Kentucky.....L.....	5-7
Kentucky.....L.....	1-4
Kentucky.....T.....	1-1

1982 (28-17-2, 11-12-1)

Coach: Roy Mewbourne

Seton Hall.....W.....	7-5
Rollins.....L.....	9-11
Central Florida.....T.....	3-3
Rollins.....W.....	8-2
Central Florida.....W.....	10-4
GEORGIA.....W.....	4-2
GEORGIA.....L.....	13-2
GEORGIA.....L.....	5-17
Kentucky.....W.....	10-3
Kentucky.....L.....	1-2
Kentucky.....W.....	14-4
MIDDLE TENNESSEE.....W.....	14-7
SE MASS.....W.....	19-5
FLORIDA.....L.....	1-4
FLORIDA.....L.....	8-25
FLORIDA.....T.....	13-13
Lipscomb.....L.....	4-10
Austin Peay.....W.....	6-1
TENNESSEE.....W.....	8-5
TENNESSEE.....L.....	2-4
TENNESSEE.....L.....	9-14
Memphis.....L.....	3-5
Memphis.....L.....	6-14
MILLIKIN.....W.....	20-0
LIPSCOMB.....L.....	3-4
TENNESSEE STATE.....W.....	14-4
Georgia.....L.....	2-5
Georgia.....L.....	6-7
Georgia.....L.....	7-8
Middle Tennessee.....W.....	5-4
TREVECCA.....W.....	7-0
KENTUCKY.....W.....	4-0
KENTUCKY.....W.....	6-4
KENTUCKY.....L.....	12-3
MURRAY STATE.....W.....	5-4
Tennessee State.....W.....	10-4
Florida.....W.....	5-4
Florida.....L.....	3-4
Florida.....L.....	3-7
BELMONT.....W.....	5-0
UT-CHATTANOOGA.....W.....	9-0
Tennessee.....W.....	7-4
Tennessee.....L.....	0-15
Tennessee.....W.....	13-9
AUSTIN PEAY.....W.....	11-3
Evansville.....W.....	4-3
Evansville.....W.....	3-1

1983 (22-23-1, 6-15)

Coach: Roy Mewbourne

Montevallo.....L.....	4-6
Samford.....W.....	18-0
UAB (Away).....W.....	4-2
UAB (Away).....L.....	4-10
MIDDLE TENNESSEE.....L.....	10-12
Trevecca.....T.....	7-7
TENNESSEE.....L.....	5-14
TENNESSEE.....W.....	3-2
Rollins.....W.....	4-3
Virginia Military.....W.....	6-4
Florida.....L.....	1-2
Florida.....L.....	1-3
Florida.....W.....	8-6
MURRAY STATE.....L.....	3-7
INDIANA.....L.....	1-4
INDIANA.....L.....	3-15
MEMPHIS.....W.....	12-5
Western Kentucky.....W.....	3-2
KENTUCKY.....L.....	3-4
KENTUCKY.....W.....	9-6
KENTUCKY.....W.....	4-3
SOUTH ALABAMA.....W.....	16-9
Belmont.....W.....	4-3
WISCONSIN-EAU CLAIRE.....W.....	9-8
Georgia.....L.....	7-12
Georgia.....L.....	5-7
Georgia.....L.....	6-7
TREVECCA.....L.....	4-7
Tennessee.....L.....	1-2
Tennessee.....L.....	1-9
Middle Tennessee.....W.....	6-5
TENNESSEE STATE.....W.....	9-6
WESTERN KENTUCKY.....L.....	1-8
FLORIDA.....L.....	4-5
FLORIDA.....L.....	0-10
FLORIDA.....L.....	3-14
LIPSCOMB.....W.....	8-7
Lipscomb.....W.....	13-9
Tennessee State.....W.....	10-3
Tennessee Tech.....W.....	3-1
Kentucky.....L.....	0-5
Kentucky.....L.....	2-4
BELMONT.....W.....	18-5
GEORGIA.....W.....	6-0
GEORGIA.....L.....	2-12
GEORGIA.....W.....	9-4

1984 (28-17, 9-11)

Coach: Roy Mewbourne

Alabama Christian.....W.....	14-1
Alabama Christian.....W.....	11-6
Troy State.....W.....	12-10
UAB (Away).....L.....	8-14
GEORGIA.....W.....	3-2
GEORGIA.....W.....	4-3
St. Joseph's.....W.....	17-4
Rollins.....W.....	7-5
LaSalle.....W.....	16-7
Florida.....L.....	4-8
Florida.....L.....	2-9
Florida.....L.....	4-7
CUMBERLAND.....W.....	15-10
KENTUCKY.....L.....	5-8
KENTUCKY.....L.....	1-10
TENNESSEE STATE.....W.....	16-6
Belmont.....W.....	8-5
EVANSVILLE.....L.....	1-3
EVANSVILLE.....W.....	4-3
EVANSVILLE.....W.....	7-6
TENNESSEE STATE.....W.....	5-0
Western Kentucky.....L.....	6-7
TENNESSEE.....W.....	3-1
TENNESSEE.....W.....	6-4

TENNESSEE.....L.....	1-4
MIDDLE TENNESSEE.....W.....	9-4
Austin Peay.....W.....	8-3
Trevecca.....W.....	12-7
Georgia.....L.....	0-7
Georgia.....W.....	11-9
Georgia.....W.....	8-5
BELMONT.....W.....	16-5
Memphis.....W.....	8-5
FLORIDA.....L.....	1-4
FLORIDA.....L.....	6-17
FLORIDA.....W.....	10-9
LIPSCOMB.....L.....	4-12
Kentucky.....W.....	12-1
Kentucky.....W.....	4-1
Cumberland.....W.....	8-7
WESTERN KENTUCKY.....W.....	8-7
CLEMSON.....L.....	5-11
Middle Tennessee.....L.....	3-4
Tennessee.....L.....	1-7
Tennessee.....L.....	0-2

1985 (35-16, 10-13)

Coach: Roy Mewbourne

Southern Mississippi.....L.....	12-14
Southern Mississippi.....L.....	4-5
Southern Mississippi.....W.....	3-2
MIDDLE TENNESSEE.....W.....	19-6
CUMBERLAND.....W.....	10-1
Tennessee.....L.....	4-12
Tennessee.....L.....	2-9
Tennessee.....L.....	0-6
St. Joseph's.....W.....	10-0
Villanova.....L.....	3-5
Rollins.....W.....	6-0
Central Florida.....W.....	6-5
Tennessee Tech.....W.....	19-3
Cumberland.....W.....	12-5
KENTUCKY.....W.....	4-1
KENTUCKY.....W.....	8-7
KENTUCKY.....L.....	4-7
MEMPHIS.....W.....	11-5
Western Kentucky.....W.....	16-9
Florida.....L.....	2-3
Florida.....L.....	4-5
Florida.....L.....	5-21
WESTERN KENTUCKY.....W.....	8-3
LIPSCOMB.....W.....	19-16
GEORGIA.....L.....	5-9
GEORGIA.....L.....	2-3
GEORGIA.....L.....	4-11
Belmont.....W.....	21-0
TENNESSEE STATE.....W.....	7-3
ST. MARY'S.....W.....	10-9
TENNESSEE.....W.....	3-1
TENNESSEE.....W.....	5-0
TENNESSEE.....W.....	7-2
Murray State.....W.....	12-7
Tennessee State.....W.....	12-8
MISSISSIPPI.....W.....	8-2
MISSISSIPPI.....W.....	16-2
Evansville.....W.....	8-2
Evansville.....W.....	10-0
Kentucky.....W.....	5-3
Kentucky.....L.....	2-17
Kentucky.....L.....	2-4
Lipscomb.....W.....	16-4
BELMONT.....W.....	11-3
FLORIDA.....W.....	4-0
FLORIDA.....W.....	6-1
Middle Tennessee.....W.....	7-4
AUSTIN PEAY.....W.....	3-0
Georgia.....L.....	5-9
Georgia.....W.....	6-4
Georgia.....W.....	15-4

Season-by-Season Results

1986 (25-29, 9-18)

Coach: Roy Mewbourne

William Carey.....W.....	6-4
So. Mississippi.....L.....	1-2
MIDDLE TENNESSEE.....W.....	10-5
TREVECCA.....L.....	3-8
Clemson.....L.....	2-12
Clemson.....W.....	6-3
Rollins.....L.....	3-10
St. Joseph's.....W.....	31-8
Mississippi.....L.....	3-6
Mississippi.....L.....	0-2
Mississippi.....L.....	1-12
TENNESSEE WESLEYAN.....W.....	12-5
CUMBERLAND.....W.....	4-1
GEORGIA.....W.....	9-0
GEORGIA.....L.....	3-12
GEORGIA.....L.....	7-12
EVANSVILLE.....L.....	8-11
EVANSVILLE.....L.....	10-13
EVANSVILLE.....W.....	10-0
Mississippi State.....L.....	2-9
Mississippi State.....W.....	4-1
Mississippi State.....W.....	8-4
BIRMINGHAM SOUTHERN.....W.....	9-7
Trevecca.....W.....	11-9
AUBURN.....L.....	7-11
AUBURN.....L.....	10-12
AUBURN.....W.....	11-7
Western Kentucky.....W.....	6-3
Lipscomb.....L.....	2-8
TENNESSEE STATE.....W.....	21-6
Kentucky.....L.....	2-4
Kentucky.....L.....	2-6
Kentucky.....L.....	8-10
MURRAY STATE.....W.....	8-6
LIPSCOMB.....W.....	8-2
ALABAMA.....W.....	9-3
ALABAMA.....W.....	9-4
ALABAMA.....W.....	8-7
SOUTHERN MISSISSIPPI.....L.....	3-7
SOUTHERN MISSISSIPPI.....L.....	3-5
Memphis State.....L.....	1-9
Tennessee.....W.....	9-6
Tennessee.....L.....	1-6
Tennessee.....L.....	2-11
BELMONT.....W.....	12-0
Tennessee State.....L.....	7-8
LSU (Home).....L.....	4-14
LSU (Home).....L.....	5-7
LSU (Home).....W.....	6-4
WESTERN KENTUCKY.....W.....	13-8
AUSTIN PEAY.....W.....	8-4
Florida.....L.....	2-4
Florida.....L.....	2-3
Florida.....L.....	0-11

1987 (27-25, 7-20)

Coach: Roy Mewbourne

Faulkner.....W.....	11-10
Faulkner.....W.....	13-2
MIDDLE TENNESSEE.....W.....	11-2
TREVECCA.....W.....	11-2
Penn State.....W.....	5-4
Rollins.....W.....	12-7
Eastern Michigan.....W.....	6-1
TENNESSEE TEMP.....W.....	14-1
BELMONT.....W.....	12-3
INDIANA STATE.....L.....	7-10
MISSISSIPPI.....L.....	3-5
MISSISSIPPI.....W.....	10-12

4-3	MISSISSIPPI.....W.....	8-7
MEMPHIS STATE.....W.....	12-10	
CUMBERLAND.....W.....	11-7	
Georgia.....L.....	3-4	
Georgia.....W.....	14-9	
Georgia.....L.....	6-8	
MURRAY STATE.....L.....	7-9	
MISSISSIPPI STATE.....W.....	7-5	
MISSISSIPPI STATE.....L.....	3-9	
MISSISSIPPI STATE.....W.....	14-13	
Evansville.....L.....	1-8	
Evansville.....L.....	7-8	
Auburn.....L.....	2-3	
Auburn.....L.....	4-8	
Auburn.....L.....	7-14	
Western Kentucky.....W.....	11-5	
Lipscomb.....W.....	6-5	
KENTUCKY.....L.....	6-9	
KENTUCKY.....L.....	3-11	
KENTUCKY.....L.....	1-5	
S.C. SPARTANBURG.....W.....	14-3	
Alabama.....L.....	4-5	
Alabama.....L.....	3-9	
Alabama.....L.....	2-10	
WESTERN KENTUCKY.....W.....	6-0	
LIPSCOMB.....W.....	8-6	
TENNESSEE STATE.....W.....	20-7	
TENNESSEE.....L.....	3-6	
TENNESSEE.....L.....	1-4	
TENNESSEE.....W.....	10-5	
AUSTIN PEAY.....W.....	12-11	
TENNESSEE TECH.....L.....	14-9	
LSU (Away).....L.....	0-1	
LSU (Away).....W.....	4-2	
LSU (Away).....L.....	8-11	
Middle Tennessee.....W.....	8-3	
FLORIDA.....L.....	5-11	
FLORIDA.....L.....	2-9	
FLORIDA.....L.....	6-8	

1988 (30-23, 11-16)

Coach: Roy Mewbourne

TREVECCA.....L.....	5-6
Memphis State.....L.....	6-7
Samford.....W.....	7-3
UAB (Away).....L.....	4-3
TENNESSEE TECH.....W.....	8-7
CUMBERLAND.....W.....	9-5
AUBURN.....W.....	2-0
AUBURN.....W.....	5-4
AUBURN.....L.....	3-10
Western Illinois.....W.....	9-3
Valparaiso.....W.....	14-6
Western Florida.....W.....	8-7
Southern Mississippi.....L.....	2-4
Southern Mississippi.....W.....	5-3
EVANSVILLE.....L.....	5-6
EVANSVILLE.....L.....	3-4
Mississippi.....L.....	2-4
Mississippi.....W.....	5-4
Mississippi.....W.....	8-7
CINCINNATI.....W.....	11-5
CINCINNATI.....W.....	7-6
GEORGIA.....L.....	5-10
GEORGIA.....L.....	4-11
GEORGIA.....W.....	9-8
SAMFORD.....W.....	18-9
Lipscomb.....W.....	10-2
Mississippi State.....L.....	0-4
Mississippi State.....L.....	7-8
Mississippi State.....W.....	18-9
WESTERN KENTUCKY.....W.....	6-5
UAB (Home).....W.....	14-5
Kentucky.....L.....	3-7
Kentucky.....L.....	10-12

Kentucky.....L.....	4-6
MURRAY STATE.....W.....	9-1
Western Kentucky.....W.....	10-6
ALABAMA.....W.....	8-4
ALABAMA.....L.....	3-4
ALABAMA.....W.....	27-8
CUMBERLAND.....W.....	13-8
Middle Tennessee.....L.....	8-9
Tennessee.....L.....	1-4
Tennessee.....W.....	9-0
Tennessee.....L.....	9-10
Austin Peay.....W.....	4-3
LIPSCOMB.....L.....	2-4
LSU (Home).....W.....	5-4
LSU (Home).....W.....	3-2
LSU (Home).....L.....	1-5
MIDDLE TENNESSEE.....W.....	12-11
Florida.....L.....	1-3
Florida.....L.....	0-1
Florida.....L.....	7-8

1989 (31-21, 11-15-1)

Coach: Roy Mewbourne

Faulkner.....W.....	12-1
Faulkner.....L.....	6-7
UAB (Away).....W.....	7-5
TENNESSEE TECH.....W.....	5-2
CUMBERLAND.....W.....	6-5
Auburn.....W.....	6-1
Auburn.....L.....	1-3
Auburn.....L.....	5-8
Oklahoma.....L.....	2-5
Notre Dame.....W.....	11-2
Columbia.....W.....	12-3
Indiana.....L.....	7-10
BELMONT.....W.....	13-7
SOUTHEAST MISSOURI.....W.....	21-7
VALPARAISO.....W.....	8-5
MISSISSIPPI.....W.....	9-8
MISSISSIPPI.....W.....	3-1
MISSISSIPPI.....T.....	9-9
Austin Peay.....W.....	7-6
Austin Peay.....T.....	7-7
Georgia.....L.....	0-8
Georgia.....L.....	2-3
Georgia.....W.....	9-5
TENNESSEE STATE.....W.....	9-5
TREVECCA.....L.....	7-8
MISSISSIPPI STATE.....W.....	19-4
MISSISSIPPI STATE.....L.....	5-8
MISSISSIPPI STATE.....L.....	8-10
Evansville.....W.....	8-4
Evansville.....W.....	4-0
KENTUCKY.....L.....	5-9
KENTUCKY.....L.....	4-1
KENTUCKY.....W.....	5-1
WESTERN KENTUCKY.....W.....	5-4
Belmont.....W.....	16-2
UAB (Home).....W.....	12-2
Alabama.....W.....	8-7
Alabama.....L.....	3-6
Alabama.....L.....	3-5
LIPSCOMB.....W.....	20-6
Western Kentucky.....W.....	9-7
MURRAY STATE.....W.....	17-7
TENNESSEE.....W.....	10-7
TENNESSEE.....W.....	7-6
TENNESSEE.....W.....	8-7
Middle Tennessee.....L.....	3-12
MEMPHIS.....W.....	16-5
LSU (Away).....L.....	4-8
LSU (Away).....L.....	10-12
LSU (Away).....W.....	9-2
MIDDLE TENNESSEE.....L.....	3-5
FLORIDA.....L.....	4-8
FLORIDA.....L.....	7-14

FLORIDA.....L.....	3-9
--------------------	-----

1990 (28-30, 12-13)

Coach: Roy Mewbourne

TREVECCA.....W.....	8-0
Armstrong State.....L.....	1-10
Army.....W.....	7-3
Louisville.....W.....	8-7
AUSTIN PEAY.....L.....	7-10
MURRAY STATE.....W.....	5-1
Rice.....L.....	3-4
New York Tech.....W.....	11-2
Rice.....L.....	0-5
Houston.....L.....	4-12
Memphis.....L.....	2-12
VALPARAISO.....W.....	21-9
TENNESSEE.....W.....	8-7
TENNESSEE.....L.....	4-5
TENNESSEE.....L.....	9-11
CINCINNATI.....W.....	10-3
CINCINNATI.....W.....	13-5
Florida.....L.....	5-7
Florida.....W.....	10-8
Florida.....L.....	9-13
SAMFORD.....L.....	4-16
Western Kentucky.....L.....	7-9
INDIANA STATE.....L.....	8-13
GEORGIA.....W.....	5-1
GEORGIA.....W.....	7-2
GEORGIA.....L.....	11-12
WESTERN KENTUCKY.....L.....	7-9
Austin Peay.....L.....	12-15
Kentucky.....L.....	2-14
Kentucky.....W.....	4-3
Kentucky.....W.....	6-2
Middle Tennessee.....L.....	6-9
UAB (Home).....L.....	4-6
AUBURN.....L.....	5-15
AUBURN.....W.....	8-2
EVANSVILLE.....L.....	1-13
EVANSVILLE.....W.....	4-2
Tennessee State.....W.....	5-1
Mississippi State.....W.....	4-2
Mississippi State.....L.....	6-8
Mississippi State.....L.....	4-12
MIDDLE TENNESSEE.....L.....	2-8
Lipscomb.....W.....	10-6
TENNESSEE STATE.....W.....	11-7
Mississippi.....W.....	6-5
Mississippi.....W.....	2-0
Mississippi.....L.....	3-6
LSU (Home).....L.....	5-7
LSU (Home).....W.....	4-3
LSU (Home).....L.....	3-7
Murray State.....W.....	15-11
UAB (Away).....W.....	1-0
Alabama.....L.....	1-11
Alabama.....W.....	6-2
Georgia*.....W.....	6-3
Auburn*.....W.....	4-3
LSU*.....L.....	5-13
Mississippi State*.....L.....	9-17

* SEC Tournament

1991 (29-27, 8-19)

Coach: Roy Mewbourne

Samford.....L.....	3-7
The Citadel.....W.....	8-1
Wake Forest.....W.....	7-6
Armstrong State.....L.....	2-6
AUSTIN PEAY.....W.....	7-4
TENNESSEE STATE.....W.....	24-9
ANDERSON.....W.....	15-6

Season-by-Season Results

ST. JOSEPH'S.....	W.....	4-1
BOSTON COLLEGE.....	W.....	23-13
Rollins.....	L.....	0-1
VALPARAISO.....	W.....	24-0
BELMONT.....	W.....	14-1
Tennessee.....	L.....	5-12
Tennessee.....	L.....	3-5
Tennessee.....	W.....	12-9
Tennessee State.....	L.....	0-9
BUTLER.....	W.....	9-0
BUTLER.....	W.....	6-5
BUTLER.....	W.....	11-5
FLORIDA.....	L.....	8-15
FLORIDA.....	L.....	2-8
FLORIDA.....	W.....	5-4
WESTERN KENTUCKY.....	L.....	7-11
SAMFORD.....	W.....	15-2
TREVECCA.....	W.....	11-3
Georgia.....	L.....	3-8
Georgia.....	L.....	1-2
Georgia.....	L.....	6-7
Lipscomb.....	W.....	11-3
Western Kentucky.....	L.....	2-6
KENTUCKY.....	W.....	9-7
KENTUCKY.....	W.....	8-4
KENTUCKY.....	L.....	4-10
Middle Tennessee.....	W.....	9-6
UAB (Home).....	W.....	6-2
Auburn.....	W.....	9-7
Auburn.....	L.....	1-3
Auburn.....	L.....	5-6
LIPSCOMB.....	L.....	7-10
Evansville.....	L.....	3-10
Evansville.....	W.....	2-0
MISSISSIPPI STATE.....	L.....	3-8
MISSISSIPPI STATE.....	L.....	3-8
MISSISSIPPI STATE.....	L.....	2-7
Austin Peay.....	W.....	19-5
MIDDLE TENNESSEE.....	W.....	22-4
MISSISSIPPI.....	L.....	3-10
MISSISSIPPI.....	L.....	4-12
MISSISSIPPI.....	W.....	8-3
TENNESSEE TECH.....	W.....	6-5
LSU (Away).....	L.....	5-21
LSU (Away).....	L.....	5-8
LSU (Away).....	W.....	11-6
UAB (Away).....	L.....	2-7
ALABAMA.....	W.....	7-6
ALABAMA.....	L.....	4-11
ALABAMA.....	L.....	5-9

1992 (29-24-1, 11-12)

Coach: Roy Mewbourne

Samford.....	W.....	9-6
UAB (Away).....	L.....	6-7
TREVECCA.....	W.....	14-4
South Carolina State.....	W.....	14-5
Armstrong State.....	L.....	3-9
The Citadel.....	L.....	1-3
Eastern Kentucky.....	L.....	1-4
Ball State.....	W.....	11-10
Mercer.....	W.....	14-1
CENTRAL FLORIDA.....	L.....	5-9
ROLLINS.....	L.....	5-10
INDIANA STATE.....	W.....	3-1
VALPARAISO.....	W.....	14-9
BUTLER.....	W.....	6-1
BUTLER.....	W.....	10-6
UAB (HOME).....	W.....	9-6
Western Kentucky.....	L.....	3-6
MISSISSIPPI.....	L.....	3-13
MISSISSIPPI.....	W.....	4-3
SAMFORD.....	W.....	12-10
AUSTIN PEAY.....	T.....	3-3
Alabama.....	L.....	5-6
Alabama.....	W.....	4-3

Alabama.....	W.....	19-16
WESTERN KENTUCKY.....	L.....	10-13
Memphis.....	L.....	2-9
Mississippi State.....	L.....	5-11
Mississippi State.....	L.....	6-10
Mississippi State.....	L.....	1-2
MIDDLE TENNESSEE.....	W.....	5-4
AUSTIN PEAY.....	L.....	6-9
FLORIDA.....	L.....	10-11
FLORIDA.....	W.....	5-4
FLORIDA.....	W.....	6-4
EVANSVILLE.....	W.....	15-1
EVANSVILLE.....	W.....	5-1
SOUTH CAROLINA.....	L.....	1-21
SOUTH CAROLINA.....	L.....	5-7
SOUTH CAROLINA.....	L.....	7-18
Middle Tennessee.....	W.....	4-2
LIPSCOMB.....	W.....	12-6
Georgia.....	W.....	8-6
Kentucky.....	W.....	6-4
Kentucky.....	L.....	2-13
TENNESSEE STATE.....	W.....	5-4
Tennessee.....	W.....	5-4
Tennessee.....	W.....	2-1
Tennessee.....	L.....	4-10
Austin Peay.....	W.....	11-8
GEORGIA.....	W.....	17-9
GEORGIA.....	W.....	2-1
GEORGIA.....	L.....	7-8
LSU*.....	L.....	2-7
South Carolina*.....	L.....	1-14

1993 (32-23-1, 11-15-1)

Coach: Roy Mewbourne

Samford.....	W.....	8-5
UAB (Away).....	L.....	5-11
TREVECCA.....	W.....	10-3
Mercer.....	W.....	7-6
Mercer.....	W.....	15-3
Mercer.....	W.....	9-4
Hofstra.....	W.....	6-1
Central Florida.....	W.....	1-0
Rollins.....	W.....	10-4
St. Joseph's.....	W.....	4-3
LIPSCOMB.....	W.....	5-4
MURRAY STATE.....	L.....	10-6
MOREHEAD STATE.....	L.....	5-6
TENNESSEE-MARTIN.....	W.....	11-5
MOREHEAD STATE.....	W.....	5-3
MICHIGAN STATE.....	L.....	17-22
MICHIGAN STATE.....	L.....	1-5
MICHIGAN STATE.....	L.....	8-17
WESTERN KENTUCKY.....	W.....	17-3
Mississippi.....	L.....	1-2
Mississippi.....	W.....	4-3
Mississippi.....	W.....	11-8
Tennessee State.....	L.....	4-5
MEMPHIS.....	W.....	10-5
ALABAMA.....	L.....	4-6
ALABAMA.....	L.....	6-8
ALABAMA.....	W.....	7-5
SAMFORD.....	W.....	13-8
Austin Peay.....	L.....	4-12
MISSISSIPPI STATE.....	L.....	4-9
MISSISSIPPI STATE.....	W.....	10-8
MISSISSIPPI STATE.....	L.....	7-8
Florida.....	L.....	1-12
Florida.....	L.....	0-6
Florida.....	W.....	15-12
Middle Tennessee.....	W.....	10-4
South Carolina.....	L.....	1-6
South Carolina.....	L.....	0-4
South Carolina.....	W.....	8-7
MIDDLE TENNESSEE.....	W.....	6-4
KENTUCKY.....	L.....	5-11

KENTUCKY.....	L.....	8-24
KENTUCKY.....	T.....	4-4
TENNESSEE STATE.....	W.....	5-2
Murray State.....	W.....	8-4
TENNESSEE.....	W.....	9-8
TENNESSEE.....	L.....	0-6
TENNESSEE.....	L.....	6-12
AUSTIN PEAY.....	W.....	7-4
WESTERN KENTUCKY.....	L.....	10-11
Georgia.....	W.....	4-1
Georgia.....	W.....	7-2
Georgia.....	W.....	9-8
Tennessee*.....	L.....	4-7
South Carolina*.....	W.....	11-7
Tennessee*.....	L.....	5-11

* SEC Tournament

1994 (28-30, 10-20)

Coach: Roy Mewbourne

EASTERN MICHIGAN.....	W.....	11-0
EASTERN MICHIGAN.....	L.....	5-6
Lipscomb.....	W.....	11-6
MURRAY STATE.....	W.....	6-4
VALPARAISO.....	W.....	15-3
TREVECCA.....	W.....	14-4
St. Bonaventure.....	W.....	14-1
GEORGIA.....	L.....	6-7
Illinois-Chicago.....	W.....	13-4
Central Florida.....	W.....	7-3
St. Joseph's.....	W.....	12-0
MOREHEAD STATE.....	W.....	9-0
WEST VIRGINIA.....	W.....	10-1
WEST VIRGINIA.....	L.....	3-5
WEST VIRGINIA.....	L.....	1-10
BUTLER.....	W.....	4-0
LIPSCOMB.....	W.....	19-7
WESTERN KENTUCKY.....	W.....	7-0
LSU (Away).....	L.....	4-10
LSU (Away).....	L.....	7-16
LSU (Away).....	L.....	3-4
Memphis.....	L.....	1-6
TENNESSEE TECH.....	L.....	2-4
ARKANSAS.....	L.....	0-6
ARKANSAS.....	L.....	7-12
ARKANSAS.....	L.....	5-7
Austin Peay.....	L.....	4-5
Auburn.....	L.....	3-5
Auburn.....	L.....	7-20
Auburn.....	L.....	3-10
EVANSVILLE.....	W.....	9-3
EVANSVILLE.....	W.....	9-8
FLORIDA.....	L.....	9-10
FLORIDA.....	L.....	5-6
FLORIDA.....	W.....	14-2
SAMFORD.....	W.....	12-4
SOUTH CAROLINA.....	L.....	6-8
SOUTH CAROLINA.....	L.....	6-16
SOUTH CAROLINA.....	L.....	7-9
Middle Tennessee.....	L.....	9-10
AUSTIN PEAY.....	L.....	5-9
Kentucky.....	W.....	4-3
Kentucky.....	W.....	10-5
Kentucky.....	L.....	10-11
Tennessee.....	L.....	2-8
Tennessee.....	L.....	1-9
Tennessee.....	L.....	6-10
UAB (Away).....	L.....	12-13
Western Kentucky.....	W.....	9-1
GEORGIA.....	W.....	15-11
GEORGIA.....	W.....	8-7
GEORGIA.....	W.....	10-5
Tennessee*.....	L.....	12-20
Florida*.....	W.....	15-7
Kentucky*.....	W.....	15-6
Georgia*.....	W.....	6-1
Tennessee*.....	W.....	4-1

Tennessee*.....	L.....	3-6
-----------------	--------	-----

* SEC Tournament

1995 (26-30, 8-19)

Coach: Roy Mewbourne

UAB (Away).....	L.....	2-6
SAMFORD.....	W.....	19-4
MURRAY STATE.....	W.....	18-4
Birmingham Southern.....	W.....	13-4
Samford.....	L.....	2-3
UAB (Away).....	L.....	14-16
LIPSCOMB.....	W.....	9-2
MARSHALL.....	W.....	7-4
North Florida.....	L.....	0-2
Illinois-Chicago.....	L.....	0-5
Central Florida.....	L.....	5-9
Xavier.....	L.....	8-22
West Virginia.....	W.....	11-6
TREVECCA.....	W.....	9-5
EASTERN ILLINOIS.....	W.....	3-2
MOREHEAD STATE.....	L.....	1-3
MOREHEAD STATE.....	W.....	13-3
EAST TENNESSEE STATEW.....	W.....	7-2
EAST TENNESSEE STATEW.....	W.....	10-1
LSU (Home).....	L.....	1-9
LSU (Home).....	W.....	6-4
LSU (Home).....	L.....	3-14
Austin Peay.....	W.....	9-4
MEMPHIS.....	L.....	3-5
Arkansas.....	L.....	7-10
Arkansas.....	L.....	5-15
Arkansas.....	W.....	7-6
MIDDLE TENNESSEE.....	W.....	2-1
AUBURN.....	L.....	3-15
AUBURN.....	L.....	12-13
AUBURN.....	L.....	5-11
Evansville.....	W.....	7-5
Florida.....	L.....	0-3
Florida.....	L.....	8-9
Florida.....	L.....	1-10
AUSTIN PEAY.....	W.....	4-2
South Carolina.....	L.....	3-4
South Carolina.....	L.....	2-9
South Carolina.....	W.....	3-0
Middle Tennessee.....	W.....	8-3
LOUISVILLE.....	L.....	13-0
KENTUCKY.....	W.....	5-9
KENTUCKY.....	W.....	8-2
KENTUCKY.....	L.....	5-8
TENNESSEE-MARTIN.....	L.....	9-11
TENNESSEE.....	W.....	7-6
TENNESSEE.....	L.....	5-8
TENNESSEE.....	L.....	3-16
Western Kentucky.....	L.....	6-7
WESTERN KENTUCKY.....	W.....	12-1
Georgia.....	W.....	11-6
Georgia.....	L.....	5-6
Tennessee*.....	W.....	9-4
Florida*.....	W.....	4-2
Kentucky*.....	L.....	6-9
Tennessee*.....	L.....	3-4

* SEC Tournament

1996 (29-25, 14-16)

Coach: Roy Mewbourne

TREVECCA.....	W.....	9-5
MURRAY STATE.....	W.....	10-6
PURDUE.....	L.....	6-13
PURDUE.....	W.....	10-6
PURDUE.....	W.....	2-1
KENT.....	L.....	8-12
KENT.....	W.....	8-5
KENT.....	L.....	6-7
Tennessee Tech.....	L.....	2-4
Xavier.....	L.....	2-3
North Florida.....	W.....	8-6

Season-by-Season Results

Central Florida.....W.....	5-3
West Virginia.....L.....	6-8
LSU (Home).....L.....	0-15
LSU (Home).....W.....	3-2
LSU (Home).....L.....	4-14
WISCONSIN-MILWAUKEEW.....	8-1
Arkansas.....W.....	5-2
Arkansas.....L.....	3-6
Arkansas.....L.....	11-16
Mississippi.....L.....	1-4
Mississippi.....W.....	8-6
Mississippi.....W.....	6-2
ALABAMA.....W.....	5-0
ALABAMA.....L.....	13-14
ALABAMA.....L.....	11-14
Western Kentucky.....L.....	2-3
Mississippi State.....L.....	4-8
Mississippi State.....W.....	6-4
Mississippi State.....L.....	3-9
Middle Tennessee.....W.....	5-2
AUSTIN PEAY.....L.....	4-5
Florida.....W.....	8-6
Florida.....L.....	3-9
Florida.....W.....	14-11
EVANSVILLE.....W.....	9-3
EVANSVILLE.....W.....	17-9
SOUTH CAROLINA.....W.....	10-6
SOUTH CAROLINA.....W.....	16-10
SOUTH CAROLINA.....L.....	7-8
Western Kentucky.....L.....	2-3
KENTUCKY.....W.....	11-0
KENTUCKY.....W.....	7-2
KENTUCKY.....L.....	7-17
MIDDLE TENNESSEE.....W.....	7-6
Tennessee.....L.....	5-12
Tennessee.....L.....	3-7
Tennessee.....L.....	4-9
Memphis.....W.....	9-6
GEORGIA.....W.....	5-4
GEORGIA.....L.....	4-5
GEORGIA.....W.....	7-4
Mississippi State*.....L.....	5-8

1997 (31-24, 14-16)*

Coach: Roy Mewbourne

* Vanderbilt forfeited 30 games due to an ineligible player.

TREVECCA.....W.....	8-0
UAB (Home).....W.....	6-5
SAMFORD.....W.....	7-4
TENNESSEE-MARTIN.....L.....	8-3
INDIANA.....L.....	6-7
INDIANA.....W.....	17-5
IUPUI.....W.....	19-1
vs. Central Florida.....L.....	2-9
vs. South Alabama.....L.....	2-6
vs. Troy State.....W.....	7-5
UAB (Away).....W.....	14-2
Samford.....W.....	7-6
LSU (Away).....L.....	5-19
LSU (Away).....L.....	7-8
LSU (Away).....L.....	3-7
JACKSONVILLE STATE.....L.....	4-6
ARKANSAS.....L.....	4-13
ARKANSAS.....W.....	13-10
ARKANSAS.....L.....	5-18
MURRAY STATE.....L.....	8-9
MISSISSIPPI.....W.....	15-5
MISSISSIPPI.....W.....	13-6
MISSISSIPPI.....W.....	8-6
WESTERN KENTUCKY.....W.....	10-5
Alabama.....L.....	2-8
Alabama.....L.....	3-6
Alabama.....L.....	2-14
Evansville.....L.....	8-12

Evansville.....L.....	4-5
MISSISSIPPI STATE.....L.....	5-15
MISSISSIPPI STATE.....L.....	13-25
MISSISSIPPI STATE.....W.....	7-6
Austin Peay.....W.....	11-5
Western Kentucky.....W.....	16-6
FLORIDA.....W.....	12-7
FLORIDA.....W.....	14-9
FLORIDA.....W.....	12-6
AUSTIN PEAY.....W.....	11-5
LIPSCOMB.....W.....	10-5
South Carolina.....W.....	15-9
South Carolina.....L.....	5-7
South Carolina.....L.....	9-10
TENNESSEE.....L.....	2-11
TENNESSEE.....W.....	10-9
TENNESSEE.....W.....	12-9
MIDDLE TENNESSEE.....W.....	5-4
MIDDLE TENNESSEE.....W.....	10-9
Kentucky.....W.....	11-10
Kentucky.....W.....	7-4
Kentucky.....L.....	2-3
Memphis.....L.....	4-6
Murray State.....W.....	15-3
Georgia.....L.....	5-9
Georgia.....W.....	6-2
Georgia.....L.....	2-5

1998 (25-28, 6-24)

Coach: Roy Mewbourne

LIPSCOMB.....W.....	12-4
BELMONT.....W.....	11-0
UAB (Away).....W.....	11-8
UAB (Home).....W.....	1-0
INDIANA.....W.....	8-7
INDIANA.....W.....	6-5
SAMFORD.....W.....	14-5
KENT STATE.....W.....	4-1
KENT STATE.....W.....	9-3
KENT STATE.....W.....	13-8
Samford.....L.....	5-7
TENNESSEE TECH.....W.....	21-15
KENTUCKY.....W.....	14-2
KENTUCKY.....W.....	7-5
KENTUCKY.....L.....	9-13
VALPARAISO.....W.....	16-7
Arkansas.....L.....	3-5
Arkansas.....L.....	4-10
Arkansas.....W.....	9-4
YALE.....W.....	4-0
Florida.....L.....	1-12
Florida.....L.....	1-8
Florida.....L.....	1-6
Tennessee Tech.....L.....	11-12
MURRAY STATE.....W.....	14-13
GEORGIA.....L.....	9-11
GEORGIA.....L.....	15-18
GEORGIA.....L.....	3-8
Middle Tennessee.....W.....	13-10
Auburn.....L.....	1-12
Auburn.....L.....	6-8
Auburn.....L.....	3-8
WESTERN KENTUCKY.....W.....	14-7
LSU (Home).....L.....	3-5
LSU (Home).....L.....	4-6
LSU (Home).....W.....	8-7
EVANSVILLE.....W.....	9-6
EVANSVILLE.....W.....	21-11
Mississippi.....W.....	11-9
Mississippi.....L.....	2-3
Mississippi.....L.....	1-5
Western Kentucky.....L.....	10-13
SOUTH CAROLINA.....L.....	4-20
SOUTH CAROLINA.....L.....	3-4
SOUTH CAROLINA.....L.....	5-14
MIDDLE TENNESSEE.....W.....	12-6

ALABAMA.....L.....	2-15
ALABAMA.....W.....	11-6
ALABAMA.....L.....	8-9
Austin Peay.....L.....	8-9
Tennessee.....L.....	6-12
Tennessee.....L.....	10-11
Tennessee.....L.....	6-14

1999 (22-33, 8-22)

Coach: Roy Mewbourne

TENNESSEE-MARTIN.....W.....	3-2
BELMONT.....L.....	1-2
UAB (Home).....W.....	13-2
vs. Baylor.....L.....	4-10
Houston.....L.....	3-4
vs. Oklahoma.....W.....	7-2
TENNESSEE TECH.....W.....	11-6
PURDUE.....W.....	13-5
PURDUE.....W.....	11-6
PURDUE.....W.....	10-7
BELMONT.....W.....	7-6
vs. West Virginia.....W.....	9-2
vs. Northwestern.....L.....	6-7
vs. Wake Forest.....L.....	2-3
UAB (Away).....L.....	7-12
Kentucky.....W.....	3-2
Kentucky.....W.....	9-4
Kentucky.....L.....	1-4
ROCKHURST.....L.....	5-8
AUBURN.....L.....	2-4
AUBURN.....L.....	5-6
AUBURN.....L.....	2-8
Tennessee Tech.....W.....	12-8
Western Kentucky.....W.....	7-4
South Carolina.....L.....	8-15
South Carolina.....L.....	2-12
South Carolina.....L.....	2-3
MISSISSIPPI.....L.....	6-7
MISSISSIPPI.....L.....	5-13
MISSISSIPPI.....W.....	11-8
Evansville.....L.....	9-10
Evansville.....W.....	11-2
LSU (Away).....W.....	11-2
LSU (Away).....L.....	2-10
LSU (Away).....L.....	2-9
MEMPHIS.....L.....	4-6
Middle Tennessee.....W.....	5-3
ARKANSAS.....W.....	6-5
ARKANSAS.....L.....	2-5
ARKANSAS.....L.....	7-10
MIDDLE TENNESSEE.....L.....	9-12
Austin Peay.....L.....	6-9
Georgia.....W.....	14-5
Georgia.....L.....	1-9
Georgia.....L.....	10-11
FLORIDA.....L.....	4-5
FLORIDA.....L.....	6-17
FLORIDA.....L.....	7-10
AUSTIN PEAY.....W.....	7-6
Alabama.....L.....	3-9
Alabama.....L.....	13-22
Alabama.....L.....	5-14
TENNESSEE.....W.....	5-3
TENNESSEE.....L.....	4-12
TENNESSEE.....W.....	9-8

Season-by-Season Results

2000 (21-33, 5-24)				2001 (24-31, 9-21)				2002 (24-27, 7-21)			
COACH ROY MEWBOURNE				COACH ROY MEWBOURNE				COACH ROY MEWBOURNE			
2/15	Belmont	L	4-7	2/10	Belmont	W	5-3	2/12	TENNESSEE TECH	W	6-4
2/18	Purdue	W	6-2 (6 inn)	2/11	UT-Martin	W	5-0	2/16	WEST VIRGINIA	W	7-6
2/19	Purdue	L	1-4	2/18	Birmingham Southern	L	3-7	2/17	WEST VIRGINIA	W	10-5
2/20	Purdue	L	3-4	2/21	UAB	W	4-3	2/20	LIPSCOMB	W	6-3
2/22	UAB	W	6-4	2/24	Bradley	L	4-6	2/22	at Louisville	L	1-6
2/25	Louisville	W	18-5	2/24	Bradley	W	14-3 (7 inn)	2/23	at Louisville	L	3-12
2/26	Louisville	W	6-5 (10 inn)	2/25	Bradley	W	10-9	2/24	at Louisville	W	6-5
2/27	Louisville	W	9-5	2/27	at Belmont	W	7-1	3/1	@ UCONN	W	11-5
2/29	Samford	L	7-13	2/28	Tennessee Tech	W	10-3	3/2	@ IOWA	W	2-1
3/3	# at Troy State	W	8-5	3/2	^ vs. St. John's	W	7-2 (10 inn)	3/5	^ vs. Campbell	W	7-3
3/4	# vs. UCONN	W	8-2	3/4	^ vs. Purdue	W	19-2	3/7	at Central Florida	W	7-2
3/5	# at Troy State	W	16-11	3/4	^ vs. Troy State	W	3-1	3/8	at Central Florida	L	3-4 (11 inn)
3/7	at Samford	L	2-3 (10 inn)	3/6	at UAB	L	1-6	3/9	# vs. Temple	W	10-6
3/8	at UAB	L	2-12	3/7	at Samford	L	2-3	3/13	BELMONT	W	10-7
3/11	at Mississippi State	L	5-7	3/9	* at Alabama	W	12-4	3/15	* at LSU	L	0-6
3/11	at Mississippi State	L	7-10	3/10	* at Alabama	L	4-16	3/16	* at LSU	W	9-2
3/12	at Mississippi State	L	0-8	3/11	* at Alabama	W	7-6 (10 inn)	3/17	* at LSU	W	8-7
3/14	YALE	W	22-5	3/14	at Tennessee Tech	W	9-7	3/22	* GEORGIA	L	4-14
3/15	VALPARAISO	W	12-1	3/16	* Mississippi State	W	4-3	3/23	* GEORGIA	L	7-9
3/17	LSU	L	0-6	3/17	* Mississippi State	L	2-7	3/24	* GEORGIA	L	3-11
3/18	LSU	L	4-17	3/18	* Mississippi State	W	3-2	3/27	at Tennessee Tech	L	7-12
3/21	at Memphis	L	1-5	3/21	Samford	L	1-9	3/30	* ARKANSAS	W	4-3
3/24	at Ole Miss	L	0-4	3/23	* at South Carolina	L	1-4	4/3	at Western Kentucky	L	6-13
3/25	at Ole Miss	L	5-7	3/24	* at South Carolina	L	1-7	4/5	* at Ole Miss	L	0-9
3/26	at Ole Miss	W	3-2	3/25	* at South Carolina	L	1-13	4/6	* at Ole Miss	L	1-6
3/28	at Belmont	W	21-5	3/27	at Austin Peay	L	5-7	4/7	* at Ole Miss	L	9-10 (10 inn)
3/29	at Austin Peay	W	5-3 (8 inn)	3/28	Western Kentucky	W	6-5	4/9	at Austin Peay	W	6-5
3/31	at Florida	W	7-4	3/30	* Florida	L	6-9 (10 inn)	4/12	* SOUTH CAROLINA	L	5-7
4/1	at Florida	L	2-5	3/31	* Florida	L	0-1	4/13	* SOUTH CAROLINA	L	1-10
4/2	at Florida	L	6-10	4/1	* Florida	L	5-9	4/14	* SOUTH CAROLINA	L	13-20
4/4	Austin Peay	L	10-13	4/4	at Middle Tennessee	L	3-19	4/16	EVANSVILLE	W	5-4
4/5	Western Kentucky	W	9-3	4/6	* Auburn	L	2-12	4/17	EVANSVILLE	W	14-3 (5 inn)
4/7	Georgia	L	7-15	4/7	* Auburn	L	11-18	4/19	* at Florida	L	7-13
4/8	Georgia	W	10-7	4/8	* Auburn	W	8-6	4/20	* at Florida	L	7-8
4/9	Georgia	W	14-13	4/10	at Evansville	L	4-22	4/21	* at Florida	L	3-7
4/12	Evansville	W	10-3	4/11	at Evansville	L	3-10	4/23	MIDDLE TENNESSEE	W	5-2
4/14	South Carolina	L	5-14	4/13	* at Kentucky	L	4-6	4/26	* MISSISSIPPI STATE	L	4-6
4/15	South Carolina	L	1-2	4/14	* at Kentucky	W	10-8	4/27	* MISSISSIPPI STATE	L	4-12
4/16	South Carolina	L	3-7	4/15	* at Kentucky	L	1-7	4/28	* MISSISSIPPI STATE	W	4-0
4/18	at Middle Tennessee	L	8-9	4/18	Memphis	W	10-6	5/1	AUSTIN PEAY	L	0-5
4/21	at Auburn	L	1-5	4/20	* at LSU	W	7-5	5/3	* at Auburn	L	5-6
4/22	at Auburn	W	9-8	4/21	* at LSU	L	2-7	5/4	* at Auburn	L	5-6
4/23	at Auburn	L	8-10	4/22	* at LSU	L	2-18	5/5	* at Auburn	L	6-7 (10 inn)
4/25	Western Kentucky	W	16-10	4/24	Treveca	W	6-5	5/7	WESTERN KENTUCKY	W	10-9
4/28	Alabama	L	2-11	4/27	* Ole Miss	L	6-17	5/10	* KENTUCKY	W	3-1
4/29	Alabama	L	4-10	4/28	* Ole Miss	L	8-9	5/11	* KENTUCKY	L	7-19
4/30	Alabama	L	4-14	4/29	* Ole Miss	W	7-3	5/12	* KENTUCKY	W	17-4
5/2	Middle Tennessee	W	9-4	5/1	Austin Peay	L	3-9	5/14	at Middle Tennessee	W	4-3 (10 inn)
5/5	at Tennessee	L	4-6	5/4	* at Georgia	L	4-5	5/17	* at Tennessee	L	4-5 (12 inn)
5/6	at Tennessee	L	5-15	5/5	* at Georgia	L	5-6 (13 inn)	5/18	* at Tennessee	W	7-5
5/7	at Tennessee	L	1-3	5/6	* at Georgia	L	6-7	5/19	* at Tennessee	L	9-10
5/12	Kentucky	L	5-9	5/9	Middle Tennessee	W	9-8				
5/13	Kentucky	L	3-7	5/11	* Tennessee	W	12-8				
5/14	Kentucky	L	1-11	5/12	* Tennessee	L	8-11 (10 inn)				
				5/13	* Tennessee	L	3-5 (11 inn)				

Troy State Classic (Troy, Ala.)

* SEC

^ Wiregrass Baseball Classic (Dothan, Ala.)

* SEC

@ Music City Classic (Hawkins Field)

^ Jacksonville, Fla. # Orlando, Fla.

* SEC

Season-by-Season Results

2003 (27-28, 14-16) COACH TIM CORBIN			
2/14	#	vs. Old Dominion	L 0-2
2/15	#	vs. The Citadel	W 4-3
2/18		ETSU	W 5-4
2/21		CINCINNATI	W 5-4
2/23		CINCINNATI	W 3-1
2/23		CINCINNATI	L 2-7
2/26		BELMONT	L 0-1
2/27		TREVECCA	W 4-0
2/28		RUTGERS	W 3-2 (12 inn)
3/1		KENT STATE	L 4-6
3/2		#17 KANSAS	L 2-4
3/5	^	vs. Central Michigan	W 19-2
3/5		at Jacksonville	W 5-2 (11 inn)
3/7	^	Michigan State	W 5-4
3/8	^	vs. #17 Notre Dame	L 1-3 (10 inn)
3/11		LIPSCOMB	W 6-5
3/14	*	at #10 Mississippi State	L 4-5 (13 inn)
3/15	*	at #10 Mississippi State	W 4-3
3/16	*	at #10 Mississippi State	L 1-9
3/19		LIPSCOMB	W 5-2
3/21	*	OLE MISS	W 2-1(11 inn)
3/22	*	OLE MISS	L 0-3
3/23	*	OLE MISS	L 1-3
3/28	*	at #10 South Carolina	L 0-2
3/29	*	at #10 South Carolina	L 7-11(10 inn)
3/30	*	at #10 South Carolina	L 3-8
4/1		WESTERN KENTUCKY	L 4-11
4/4	*	#13 FLORIDA	W 2-1
4/5	*	#13 FLORIDA	W 4-2
4/6	*	#13 FLORIDA	W 4-1
4/8		at Evansville	L 7-12
4/11	*	at #25 Arkansas	W 6-4
4/12	*	at #25 Arkansas	L 7-17
4/13	*	at #25 Arkansas	L 5-8
4/15		at Middle Tennessee	L 5-9
4/18	*	#7 LSU	W 4-2
4/19	*	#7 LSU	W 5-4 (10 inn)
4/20	*	#7 LSU	L 2-9
4/22		AUSTIN PEAY	W 3-2 (11 inn)
4/25	*	#8 AUBURN	W 7-4
4/26	*	#8 AUBURN	L 4-7
4/27	*	#8 AUBURN	W 3-0
5/2	*	at Georgia	L 2-4
5/3	*	at Georgia	L 2-3
5/4	*	at Georgia	L 1-4
5/6		at Western Kentucky	W 4-0 PG
5/9	*	at Kentucky	W 7-5
5/10	*	at Kentucky	L 1-5
5/11	*	at Kentucky	L 5-6 (10 inn)
5/13		MIDDLE TENNESSEE	L 2-4
5/16	*	TENNESSEE	W 7-4
5/17	*	TENNESSEE	W 9-1
5/18	*	TENNESSEE	W 6-5
5/22	!	vs. Auburn	L 1-3
5/23	!	vs. South Carolina	L 2-3

ESPN Radio 1340 Shootout (Charleston, S.C.)

@ Music City Classic (Hawkins Field)

^ Kennel Club Classic (Jacksonville, Fla.)

! SEC Tournament (Birmingham, Ala.)

* SEC

2004 (45-19, 16-14) COACH TIM CORBIN			
NCAA REGIONAL CHAMPIONS NCAA SUPER REGIONAL			
2/20		SOUTHERN ILLINOIS	W 12-6
2/21		SOUTHERN ILLINOIS	W 10-8
2/22		SOUTHERN ILLINOIS	W 15-0
2/24		LIPSCOMB	W 7-0
2/27	@	MARYLAND	W 8-0
2/28	@	ARKANSAS STATE	W 12-2
2/29	@	PURDUE	W 3-2 (10 inn)
3/3		WESTERN KENTUCKY	L 9-10
3/6		CINCINNATI	W 8-2
3/6		CINCINNATI	W 9-1
3/7		CINCINNATI	W 11-2
3/10		at Austin Peay	W 7-4
3/12		at Baylor	L 0-12
3/13		at Baylor	W 1-0
3/14		at Baylor	W 11-7
3/16		UT-MARTIN	W 6-5
3/19	*	at Ole Miss	L 4-5
3/20	*	at Ole Miss	L 5-6
3/21	*	at Ole Miss	L 1-3
3/23		MOREHEAD STATE	W 9-4
3/26	*	GEORGIA	W 4-3
3/27	*	GEORGIA	W 8-4
3/28	*	GEORGIA	W 12-8
3/30		BELMONT	W 3-0
3/31		AUSTIN PEAY	W 7-4
4/2	*	#6SOUTH CAROLINA	W 6-2
4/3	*	#6SOUTH CAROLINA	L 3-6
4/4	*	#6SOUTH CAROLINA	L 4-10
4/6		at Evansville	W 10-7
4/9	*	at Alabama	W 6-5
4/10	*	at Alabama	L 1-3
4/11	*	at Alabama	W 3-2
4/14		EVANSVILLE	W 7-4
4/16	*	#21ARKANSAS	L 3-6
4/17	*	#21ARKANSAS	L 4-9
4/18	*	#21ARKANSAS	W 14-8
4/20		at Middle Tennessee	W 6-3
4/23	*	#19Florida	L 3-5
4/24	*	#19Florida	L 2-4
4/25	*	#19Florida	L 2-3 (10 inn)
4/27		at Lipscomb	W 12-1
4/30	*	MISSISSIPPI STATE	W 7-2
5/1	*	MISSISSIPPI STATE	W 5-1
5/2	*	MISSISSIPPI STATE	W 5-4
5/7	*	at #16Tennessee	L 3-5 (10 inn)
5/8	*	at #16Tennessee	W 2-0
5/9	*	at #16Tennessee	W 3-2
5/12		SAMFORD	W 8-0
5/15	*	#5 LSU	L 2-3
5/15	*	#5 LSU	L 6-7 (10 inn)
5/16	*	#5 LSU	W 8-0 (11 inn)
5/19		MIDDLE TENNESSEE	W 6-1
5/21	*	KENTUCKY	W 9-1
5/22	*	KENTUCKY	W 8-6
5/23	*	KENTUCKY	W 11-5
5/26	!	vs. Georgia	W 6-0
5/27	!	vs. Florida	W 3-0
5/29	!	vs. Florida	W 6-5 (12 inn)
5/30	!	vs. South Carolina	L 2-3
6/4	\$	vs. George Mason	W 7-3
6/5	\$	vs. Princeton	W 11-1
6/6	\$	at Virginia	W 7-3
6/11	+	at Texas	L 3-15
6/12	+	at Texas	L 2-10

@ Music City Classic (Hawkins Field); ! SEC Tournament (Hoover, Ala.); \$ NCAA Regional (Charlottesville, Va.); + NCAA Super Regional (Austin, Texas) * SEC Game.

2005 (34-21, 13-17) COACH TIM CORBIN			
2/18		VMI	W 4-3
2/19		VMI	W 5-2
2/23		UT-MARTIN	W 12-5
2/25	@	BOSTON COLLEGE	W 6-5
2/26	@	ILLINOIS STATE	W 2-1
2/27	@	CONNECTICUT	W 3-0
3/2		at Lipscomb	W 9-3
3/4		BALL STATE	W 6-2
3/5		BALL STATE	W 7-1
3/6		BALL STATE	W 4-0
3/7		OAKLAND	W 8-3
3/8		LIPSCOMB	W 11-1
3/11		BAYLOR	L 4-9 (13 inn)
3/12		BAYLOR	L 5-16
3/13		BAYLOR	L 1-4
3/16		MURRAY STATE	W 5-2
3/18	*	at Mississippi State	W 10-3
3/19	*	at Mississippi State	L 3-5
3/20	*	at Mississippi State	L 1-5
3/23		TENNESSEE TECH	W 4-2
3/25	*	ALABAMA	W 1-0
3/26	*	ALABAMA	W 4-3 (13 inn)
3/27	*	ALABAMA	L 8-10
3/29		JACKSONVILLE STATE	W 14-5
4/1	*	OLE MISS	L 2-6
4/2	*	OLE MISS	W 7-4
4/3	*	OLE MISS	W 7-2
4/8	*	at Arkansas	L 5-6
4/9	*	at Arkansas	L 4-5 (10 inn)
4/10	*	at Arkansas	L 0-3
4/12		WESTERN KENTUCKY	W 9-6
4/15	*	at South Carolina	W 11-3
4/16	*	at South Carolina	W 2-1
4/17	*	at South Carolina	L 4-7
4/19		BELMONT	W 4-1
4/20		at Western Kentucky	W 10-6
4/22	*	TENNESSEE	L 4-8
4/23	*	TENNESSEE	W 2-1
4/24	*	TENNESSEE	W 6-4
4/26		at Middle Tennessee	W 9-3
4/30	*	LSU	W 9-4
4/30	*	LSU	L 3-9
5/1	*	LSU	L 0-3
5/6	*	at Georgia	L 3-4
5/7	*	at Georgia	W 6-5
5/8	*	at Georgia	L 2-6
5/11		MIDDLE TENNESSEE	L 4-6
5/13	*	at Kentucky	W 8-0
5/15	*	at Kentucky	L 5-6 (7 inn)
5/15	*	at Kentucky	W 11-7 (9 inn)
5/17		at Ohio	W 13-4
5/18		at Ohio	W 3-0
5/20	*	FLORIDA	L 4-5
5/21	*	FLORIDA	L 1-2 (13 inn)
5/22	*	FLORIDA	L 3-6

@ Music City Classic (Hawkins Field); * SEC Game.

Season-by-Season Results

2006 (38-27, 16-14) COACH TIM CORBIN NCAA REGIONAL

2/17	#	vs. San Diego	L	0-10
2/18	#	at USC	W	6-2
2/19	#	vs. Kansas	L	2-5 (11 inn)
2/22		Tennessee Tech	W	9-5
2/24	@	Pittsburgh	W	2-1 (12 inn)
2/25	@	Kent State	L	1-2
2/26	@	Kansas	L	3-4
2/28		Murray State	W	7-1
3/3		Ball State	L	2-3
3/4		Ball State	W	7-6
3/5		Ball State	W	6-1
3/7		Creighton	L	4-5
3/10		Brown	W	9-5
3/11		Brown	W	11-4
3/12		Brown	W	8-7 (10 inn)
3/14		Butler	W	14-6
3/15		Butler	W	8-2
3/17	*	at Ole Miss	W	7-6
3/18	*	at Ole Miss	L	1-5
3/18	*	at Ole Miss	W	5-0
3/22		Belmont	W	7-0
3/24	*	Auburn	W	2-0
3/25	*	Auburn	W	9-1
3/26	*	Auburn	W	5-2
3/28		at Western Kentucky	L	4-6
3/31	*	at Florida	W	6-0
4/1	*	at Florida	L	4-6
4/2	*	at Florida	W	16-2
4/5		at Austin Peay	W	6-2 (14 inn)
4/7	*	Arkansas	W	7-1
4/8	*	Arkansas	L	3-5
4/9	*	Arkansas	L	3-4
4/11		Western Kentucky	W	15-1
4/12		at Lipscomb	W	16-3
4/14	*	Georgia	L	7-9
4/15	*	Georgia	W	5-4
4/16	*	Georgia	W	11-3
4/18		at Middle Tennessee	L	8-13
4/22	*	at Alabama	L	3-9
4/22	*	at Alabama	L	7-14
4/23	*	at Alabama	L	5-6
4/25		Austin Peay	W	7-2
4/28	*	Kentucky	W	8-6
4/29	*	Kentucky	L	9-11
4/30	*	Kentucky	L	9-12
5/5	*	at Tennessee	L	3-13
5/6	*	at Tennessee	L	3-5
5/6	*	at Tennessee	W	6-4
5/10		Lipscomb	L	8-11
5/12	*	at LSU	L	3-4
5/13	*	at LSU	W	19-4
5/14	*	at LSU	W	8-4
5/16		Middle Tennessee	W	4-1
5/18	*	South Carolina	W	8-7
5/19	*	South Carolina	W	10-6
5/20	*	South Carolina	L	3-6
5/24	!	vs. Georgia	W	9-4
5/25	!	vs. South Carolina	W	11-1 (7 inn)
5/27	!	vs. Georgia	L	4-5
5/27	!	vs. Georgia	W	11-1 (7 inn)
5/28	!	vs. Ole Miss	L	3-9
6/2	\$	vs. Michigan	W	5-2
6/3	\$	vs. Georgia Tech	L	3-7
6/4	\$	vs. Michigan	W	5-4
6/4	\$	vs. Georgia Tech	L	4-8

Public Storage Classic (Los Angeles); @ Music City Classic (Hawkins Field); ! SEC Tournament (Hoover, Ala.); \$ NCAA Regional (Atlanta, Ga.); * SEC Game.

2007 (54-13, 22-8) COACH TIM CORBIN SEC CHAMPIONS SEC TOURNAMENT CHAMPIONS NCAA REGIONAL

2/9	#	vs. Rice	W	7-3
2/10	#	vs. Arizona State	W	7-6 (10 inn)
2/11	#	vs. Baylor	W	7-4
2/16		Ohio	W	10-1
2/18		Ohio	W	11-1
2/18		Ohio	W	5-1
2/21		Lipscomb	W	16-7
2/23	@	Pittsburgh	W	4-3
2/24	@	Ball State	W	15-3
2/25	@	Boston College	W	7-6
2/27		Austin Peay	W	8-0
3/2		Xavier	W	3-2
3/3		Xavier	W	10-3
3/4		Xavier	W	9-0
3/6		at Western Kentucky	W	6-4
3/9		Illinois-Chicago	W	2-1
3/10		Illinois-Chicago	W	1-0
3/11		Illinois-Chicago	W	14-5
3/14		at Belmont	W	15-7
3/16	*	Ole Miss	W	3-2 (10 inn)
3/17	*	Ole Miss	L	1-6
3/18	*	Ole Miss	W	7-6
3/20		Western Kentucky	W	15-2
3/23	*	at Arkansas	L	7-8 (10 inn)
3/24	*	at Arkansas	W	6-3
3/25	*	at Arkansas	L	3-8
3/28		Middle Tennessee	W	14-2
3/30	*	at South Carolina	W	4-3 (12 inn)
3/31	*	at South Carolina	W	12-1
4/1	*	at South Carolina	L	2-8
4/4		at Austin Peay	W	4-1
4/6	*	Alabama	W	3-0
4/7	*	Alabama	W	4-2
4/8	*	Alabama	L	3-5 (10 inn)
4/11		Belmont	W	7-6
4/13	*	at Kentucky	W	10-8 (12 inn)
4/15	*	at Kentucky	W	9-4 (7 inn)
4/15	*	at Kentucky	L	6-8
4/17		at Lipscomb	L	3-5
4/18		at Middle Tennessee	L	8-11
4/20	*	Tennessee	W	3-1
4/21	*	Tennessee	W	4-3
4/22	*	Tennessee	W	7-6
4/25		Tennessee Tech	W	12-10
4/27	*	Florida	W	10-1
4/28	*	Florida	W	17-6
4/29	*	Florida	W	13-5
5/4	*	at Georgia	W	8-5
5/5	*	at Georgia	L	0-7
5/6	*	at Georgia	W	15-4
5/11	*	at Auburn	W	10-5
5/12	*	at Auburn	W	6-5 (10 inn)
5/13	*	at Auburn	L	4-5
5/17	*	LSU	W	4-1
5/18	*	LSU	W	6-2
5/19	*	LSU	W	6-2
5/23	!	Tennessee	L	4-6
5/24	!	vs. Mississippi State	W	3-2
5/25	!	vs. Tennessee	W	15-2
5/26	!	vs. Ole Miss	W	13-1 (8 inn)
5/26	!	vs. Ole Miss	W	7-6 (10 inn)
5/27	!	vs. Arkansas	W	7-4
6/1	\$	Austin Peay	W	2-1 (11 inn)
6/2	\$	Michigan	L	3-4
6/3	\$	Austin Peay	W	11-5
6/3	\$	Michigan	W	10-7
6/4	\$	Michigan	L	3-4 (10 inn)

Houston College Classic (Minute Maid Park); @ Music City Classic (Hawkins Field); ! SEC Tournament (Hoover, Ala.); \$ NCAA Regional (Nashville, Tenn.); * SEC Game.

2008 (41-22, 15-14) COACH TIM CORBIN NCAA REGIONAL

2/22	#	vs. Oregon State	W	8-1
2/23	#	at Arizona State	L	6-18
2/24	#	vs. Miami	W	4-3
2/27		Evansville	W	4-3
2/29		Kansas	W	7-1
3/1		Iowa	L	3-6
3/2		Xavier	W	17-3
3/4		Louisville	W	17-6
3/6		Illinois-Chicago	L	1-2
3/7		Illinois-Chicago	W	5-4
3/9		Illinois-Chicago	W	9-3
3/11		Western Carolina	W	5-3
3/12		Western Carolina	W	11-4
3/14	*	South Carolina	W	4-3 (13 inn)
3/15	*	South Carolina	L	7-16
3/16	*	South Carolina	W	10-4
3/19		Lipscomb	W	12-4
3/21	*	at Alabama	W	2-1
3/22	*	at Alabama	L	7-9
3/23	*	at Alabama	L	3-10
3/25		Belmont	W	7-3
3/26		Middle Tennessee	W	12-10 (12 inn)
3/30	*	Arkansas	W	6-5 (12 inn)
3/30	*	Arkansas	W	6-2
4/1		SE Missouri	L	8-12
4/2		at Middle Tennessee	W	6-5
4/5	*	at Ole Miss	L	6-7
4/5	*	at Ole Miss	L	0-8
4/6	*	at Ole Miss	L	6-11
4/8		Western Kentucky	W	5-1
4/9		Austin Peay	W	8-1
4/11	*	at Mississippi State	W	15-8
4/12	*	at Mississippi State	W	16-0
4/13	*	at Mississippi State	W	4-3
4/15		at Lipscomb	W	8-1
4/16		at Western Kentucky	W	5-1
4/19	*	Auburn	L	3-6
4/19	*	Auburn	W	8-2
4/20	*	Auburn	W	9-5
4/22	*	at Austin Peay	W	9-8
4/23		at Belmont	W	10-7
4/25	*	Kentucky	W	3-2
4/26	*	Kentucky	L	2-6
4/27	*	Kentucky	L	1-3
5/2	*	at Tennessee	W	8-5
5/3	*	at Tennessee	W	9-2
5/4	*	at Tennessee	W	10-8
5/6	@	vs. Memphis	W	8-0
5/7		Tennessee Tech	W	7-2
5/9	*	Georgia	W	13-7
5/10	*	Georgia	L	2-4 (10 inn)
5/11	*	Georgia	L	10-12
5/15	*	at Florida	L	6-8
5/16	*	at Florida	L	4-5
5/17	*	at Florida	L	12-13 (11 inn)
5/21	!	vs. Florida	W	7-3
5/22	!	vs. LSU	L	2-8
5/23	!	vs. South Carolina	W	7-5
5/24	!	vs. Ole Miss	W	7-4
5/24	!	vs. Ole Miss	L	7-8
5/30	\$	vs. Oklahoma	L	5-8
5/31	\$	vs. Stony Brook	W	9-4
6/1	\$	vs. Oklahoma	L	10-11

Tempe, Ariz. (Packard Stadium); @ Jackson, Tenn. (Pringles Park); ! SEC Tournament (Hoover, Ala.); \$ NCAA Regional (Tempe, Ariz.); * SEC Game.

Season-by-Season Results

2009 (37-27, 12-17)

COACH TIM CORBIN

NCAA REGIONAL

2/20	at Stanford	L	5-6 (10 inn)
2/21	at Stanford	W	12-9
2/21	at Stanford	L	5-6
2/23	at Cal	L	3-4
2/25	Western Kentucky	W	10-7
2/27	Vermont	W	7-2
2/28	Vermont	W	14-3
3/1	Vermont	W	14-1
3/3	Lipscomb	W	10-3
3/5	Illinois-Chicago	L	2-3
3/6	Illinois-Chicago	W	6-1
3/7	Illinois-Chicago	W	5-4
3/8	Illinois-Chicago	W	12-7
3/10	at Lipscomb	W	22-4
3/13	* Ole Miss	L	3-9
3/15	* Ole Miss	L	1-6 (7 inn)
3/15	* Ole Miss	W	7-6 (7 inn)
3/17	South Alabama	W	7-4
3/18	Belmont	W	11-4
3/20	* at Kentucky	L	1-3
3/21	* at Kentucky	L	2-6
3/22	* at Kentucky	W	4-2
3/24	Austin Peay	W	10-5
3/25	Wright State	W	4-0
3/27	* at Auburn	W	12-3
3/28	* at Auburn	L	3-5
3/29	* at Auburn	L	10-11
4/1	at Belmont	L	6-15
4/3	* Florida	L	4-8
4/4	* Florida	W	4-3
4/5	* Florida	W	16-9
4/7	at Middle Tennessee	L	0-8
4/10	* at Arkansas	W	9-0
4/11	* at Arkansas	W	13-6
4/14	Middle Tennessee	W	15-7
4/15	Morehead State	W	8-0
4/17	* Alabama	L	4-10
4/18	* Alabama	L	3-7
4/18	* Alabama	L	6-7
4/21	at Austin Peay	L	8-9
4/22	at Louisville	W	4-3 (10 inn)
4/24	* Mississippi State	W	8-6
4/25	* Mississippi State	W	10-4
4/26	* Mississippi State	W	11-3
5/1	* at South Carolina	L	5-8
5/2	* at South Carolina	L	5-14
5/3	* at South Carolina	L	3-11
5/5	Belmont	W	8-6 (7 inn)
5/5	Belmont	W	3-0 (7 inn)
5/8	* at Georgia	W	10-2
5/9	* at Georgia	W	9-2
5/10	* at Georgia	L	3-4
5/14	* Tennessee	L	6-8
5/15	* Tennessee	L	6-7 (10 inn)
5/16	* Tennessee	L	7-9 (10 inn)
5/20	! vs. LSU	W	4-1
5/21	! vs. South Carolina	W	5-4
5/23	! vs. Arkansas	W	11-1 (7 inn)
5/24	! vs. LSU	L	2-6
5/29	\$ vs. Middle Tennessee	L	4-5
5/30	\$ vs. Indiana	W	10-0
5/31	\$ vs. Middle Tennessee	W	6-0
5/31	\$ at Louisville	W	8-4
6/1	\$ at Louisville	L	3-5

! SEC Tournament (Hoover, Ala.); \$ NCAA Regional (Louisville, Ky.); * SEC Game.

2010 (46-20, 16-12)

COACH TIM CORBIN

NCAA REGIONAL CHAMPIONS

NCAA SUPER REGIONAL

2/19	Niagara	W	9-0
2/20	Niagara	W	16-2
2/21	Niagara	W	21-3
2/23	Austin Peay	W	2-1 (11 inn)
2/26	# at UCLA	L	2-9
2/27	# at USC	W	10-1
2/28	# vs. Oklahoma State	W	7-6
3/3	Tennessee Tech	W	10-1
3/5	Kent State	W	7-1
3/6	Illinois State	W	9-2
3/7	Indiana	W	6-5 (11 inn)
3/10	UT-Martin	W	9-1
3/12	Ohio	W	14-3
3/13	Ohio	W	7-4
3/14	Ohio	W	5-1
3/16	Western Kentucky	L	2-17
3/17	at Western Kentucky	W	17-6
3/19	* at Alabama	L	1-4
3/20	* at Alabama	L	2-8
3/21	* at Alabama	W	5-4
3/23	Lipscomb	W	10-4
3/24	Wright State	W	18-2
3/26	* Kentucky	W	7-0
3/27	* Kentucky-1	W	2-1
3/27	* Kentucky-2	W	9-8
3/30	Wofford	W	7-2
3/31	Wofford	W	10-7
4/2	* at Florida	L	2-3
4/3	* at Florida	L	3-7
4/4	* at Florida	W	7-0
4/6	Belmont	W	12-5
4/9	* South Carolina	L	2-3
4/10	* South Carolina	W	8-2
4/11	* South Carolina	L	0-2
4/13	Middle Tennessee	W	1-0
4/16	* Auburn	W	11-6
4/17	* Auburn	L	2-12
4/18	* Auburn	W	3-2
4/20	at Lipscomb	W	13-10
4/21	at Middle Tennessee	W	11-10
4/23	* at Tennessee	W	10-1
4/25	* at Tennessee-1	L	2-4 (11 inn)
4/25	* at Tennessee-2	L	3-4 (7 inn)
4/27	at Austin Peay	L	4-5
4/30	* Georgia	W	17-5
5/7	* at LSU	L	15-16 (10 inn)
5/8	* at LSU	W	6-2
5/9	* at LSU	W	4-3
5/11	Louisville	W	11-10 (17 inn)
5/14	* at Mississippi State	W	13-8
5/15	* at Mississippi State	W	13-7 (10 inn)
5/16	* at Mississippi State	W	14-4
5/20	* Arkansas	W	4-3
5/21	* Arkansas	L	3-4
5/22	* Arkansas	L	5-7
5/26	! vs. Arkansas	W	2-0
5/27	! vs. LSU	L	5-7
5/28	! vs. Florida	L	2-5
6/4	\$ vs. Illinois State	W	8-7 (13 inn)
6/5	\$ at Louisville	L	1-7
6/6	\$ vs. Illinois State	W	10-4
6/6	\$ at Louisville	W	7-0
6/7	\$ at Louisville	W	3-2 (10 inn)
6/11	+ at Florida State	L	8-9
6/12	+ at Florida State	W	6-2
6/13	+ at Florida State	L	6-7

Dodgertown Classic (Los Angeles, Calif.); ! SEC Tournament (Hoover, Ala.); \$ NCAA Regional (Louisville, Ky.) + NCAA Super Regional (Tallahassee, Fla.)
* SEC Game.

2011 (54-12, 22-8)

COACH TIM CORBIN

SEC CHAMPIONS

NCAA REGIONAL CHAMPIONS

NCAA SUPER REGIONAL CHAMPIONS

NCAA COLLEGE WORLD SERIES

2/18	at San Diego	W	4-3 (5)
2/19	at San Diego State	W	7-3
2/20	at San Diego	W	3-1
2/20	at San Diego	W	7-3
2/23	Belmont	W	6-2
2/25	Stanford	W	2-1
2/26	Stanford	W	8-7
2/27	Stanford	L	5-2
3/1	Western Kentucky	W	6-5
3/4	Brown	W	3-1
3/6	Brown	W	6-5
3/6	Brown	W	6-3 (7)
3/8	Wofford	W	12-1
3/9	Kennesaw State	W	9-5
3/11	Illinois-Chicago	W	5-1
3/12	Illinois-Chicago	W	9-8 (10)
3/13	Illinois-Chicago	W	2-1
3/15	Purdue	W	9-0
3/18	* Mississippi State	W	10-0
3/19	* Mississippi State	W	4-0
3/20	* Mississippi State	L	9-8
3/22	Tennessee Tech	W	11-2
3/25	* at Arkansas	L	2-1
3/26	* at Arkansas	W	4-1
3/27	* at Arkansas	W	2-1
3/29	UT-Martin	W	10-3
4/1	* at Auburn	W	11-6
4/2	* at Auburn	W	11-2
4/3	* at Auburn	W	6-2
4/5	Middle Tennessee	W	9-1
4/8	* Alabama	W	11-3
4/9	* Alabama	W	7-0
4/10	* Alabama	W	11-6
4/12	at Middle Tennessee	W	1-0
4/15	* at South Carolina	L	3-1
4/16	* at South Carolina	W	6-4
4/17	* at South Carolina	L	5-3
4/22	* LSU	W	11-3
4/23	* LSU	W	10-1
4/24	* LSU	W	10-7
4/27	* Tennessee	W	10-1
4/29	* Tennessee	W	10-1
4/30	* Tennessee	W	19-3
5/1	* at Kentucky	L	2-0
5/6	* at Kentucky	W	10-3
5/7	* at Kentucky	W	6-3
5/10	at Louisville	W	5-1
5/13	* Florida	L	6-5
5/14	* Florida	W	14-1
5/15	* Florida	L	6-3 (12)
5/19	* at Georgia	L	5-4
5/20	* at Georgia	W	9-3
5/21	* at Georgia	W	17-7
5/25	! vs. Georgia	W	10-0 (7)
5/26	! vs. South Carolina	W	7-2
5/28	! vs. Arkansas	W	3-2
5/29	! vs. Florida	L	5-0
6/3	\$ Belmont	W	10-0
6/4	\$ Troy	W	10-2
6/5	\$ Belmont	W	6-1
6/10	@ Oregon State	W	11-1
6/11	@ Oregon State	W	9-3
6/18	^ vs. North Carolina	W	7-3
6/20	^ vs. Florida	L	3-1
6/22	^ vs. North Carolina	W	5-1
6/24	^ Florida	L	6-4

! SEC Tournament (Hoover, Ala.); \$ NCAA Regional (Nashville, Tenn.); @ NCAA Super Regional (Nashville,

Season-by-Season Results

Tenn); ^ College World Series (Omaha, Neb.); = CWS Finals (Omaha, Neb.); * SEC Game.

2012 (35-28, 16-14)			
COACH TIM CORBIN			
NCAA REGIONAL			
2/17	at Stanford	L	8-3
2/18	at Stanford	L	9-5
2/19	at Stanford	L	18-5
2/22	Oakland	W	11-4
2/24	Oregon	L	4-2
2/25	Oregon	L	7-2
2/26	Oregon	L	7-6
2/29	Louisiana Tech	L	9-3
3/3	Rhode Island	W	9-4
3/3	Rhode Island	W	8-0
3/4	Rhode Island	W	12-8
3/6	at Belmont	L	6-5
3/9	San Diego	W	7-0
3/10	San Diego	L	2-1
3/11	San Diego	L	9-7
3/13	Siena	W	12-2
3/14	Siena	W	11-4
3/16	* at Florida	L	10-2
3/17	* at Florida	L	5-1
3/18	* at Florida	L	8-2
3/20	Evansville	L	5-3
3/23	* Georgia	L	1-0
3/24	* Georgia	W	5-4
3/25	* Georgia	W	5-3
3/27	Tennessee Tech	W	6-0
3/30	* South Carolina	L	8-3
3/31	* South Carolina	W	12-4
4/1	* South Carolina	L	6-4 (13 inn)
4/3	UT-Martin	W	16-2
4/6	* at Mississippi State	L	7-4
4/7	* at Mississippi State	W	4-3 (12 inn)
4/8	* at Mississippi State	L	7-4
4/11	Belmont	W	7-0
4/13	* Auburn	W	5-4
4/14	* Auburn	L	5-2
4/15	* Auburn	W	11-2
4/17	Middle Tennessee	W	5-1
4/20	* at Alabama	L	6-4
4/21	* at Alabama	L	8-6
4/22	* at Alabama	W	9-7
4/25	at Middle Tennessee	W	8-4
4/27	* Kentucky	L	5-2
4/28	* Kentucky	W	4-3
4/29	* Kentucky	W	6-1
5/4	* at Tennessee	L	8-2
5/5	* at Tennessee	W	7-4
5/6	* at Tennessee	W	12-6
5/8	* Louisville	W	3-2
5/11	* at LSU	L	2-1
5/12	* at LSU	W	6-3
5/13	* at LSU	W	5-4 (10 inn)
5/17	* Ole Miss	W	3-0
5/18	* Ole Miss	W	6-2
5/19	* Ole Miss	W	6-3
5/22	! Georgia	W	4-1
5/23	! South Carolina	W	3-2
5/24	! Florida	W	2-1
5/26	! Florida	W	8-6
5/27	! Mississippi State	L	3-0
6/1	\$ vs. UNC-Wilmington	W	8-2
6/2	\$ at NC State	W	9-8
6/3	\$ at NC State	L	6-5
6/4	\$ at NC State	L	9-7

+ Battle of the Barrel; ! SEC Tournament (Hoover, Ala.); \$ NCAA Regional (Raleigh, N.C.); * SEC Game.

2013 (54-12, 26-3)			
COACH TIM CORBIN			
SEC CHAMPIONS			
NCAA REGIONAL CHAMPIONS			
NCAA SUPER REGIONAL			
2/15	Long Beach State	W	10-4
2/16	Long Beach State	W	12-2
2/17	Long Beach State	L	13-9 (8 inn)
2/19	at Belmont	W	9-3
2/20	Central Arkansas	W	10-2
2/22	Monmouth	W	5-1
2/23	Monmouth	W	11-1
2/24	Monmouth	W	13-1
2/26	Arkansas State	W	7-3
2/27	Evansville	W	13-0
3/1	Illinois-Chicago	W	9-0
3/2	Illinois-Chicago	W	5-3
3/3	Illinois-Chicago	W	3-1 (10 inn)
3/5	Eastern Illinois	W	8-3
3/8	at Oregon	W	4-1
3/9	at Oregon	W	4-2
3/10	at Oregon	L	7-5
3/13	Buffalo	W	4-2
3/15	* at Auburn	W	5-2
3/16	* at Auburn	W	8-1
3/17	* at Auburn	W	8-6
3/20	at Middle Tennessee	L	4-1
3/22	* Florida	L	7-1
3/23	* Florida	W	6-1
3/24	* Florida	W	5-4
3/26	Lipscomb	W	4-1
3/29	* Tennessee	W	4-3 (12 inn)
3/30	* Tennessee	W	8-3
3/31	* Tennessee	W	12-8
4/2	Middle Tennessee	W	12-3
4/5	* at Ole Miss	W	3-1
4/6	* at Ole Miss	W	2-1
4/7	* at Ole Miss	W	7-6 (11 inn)
4/9	UT-Martin	W	10-3
4/12	* Missouri	W	11-5
4/13	* Missouri	W	12-1
4/14	* Missouri	W	16-4
4/16	Tennessee Tech	L	10-9
4/20	* at Georgia	L	3-1
4/20	* at Georgia	W	15-4
4/21	* at Georgia	W	5-1
4/23	+ at Louisville	W	10-2
4/26	* Mississippi State	W	3-1
4/27	* Mississippi State	W	5-2
4/28	* Mississippi State	W	8-3
5/3	* at South Carolina	W	3-2
5/4	* at South Carolina	W	5-2
5/8	Presbyterian	W	5-2
5/11	* at Kentucky	W	11-3
5/11	* at Kentucky	W	5-3
5/12	* at Kentucky	W	10-5
5/14	Belmont	W	6-1
5/16	* Alabama	W	7-6
5/17	* Alabama	L	5-4 (10 inn)
5/18	* Alabama	W	14-10
5/22	! vs. Texas A&M	L	5-0
5/23	! vs. South Carolina	W	4-3 (10 inn)
5/24	! vs. Texas A&M	W	3-0
5/25	! vs. Mississippi State	W	16-8
5/26	! vs. LSU	L	5-4 (11 inn)
3/31	\$ ETSU	W	9-1
6/1	\$ Illinois	W	10-4
6/2	\$ Georgia Tech	L	5-0
6/3	\$ Georgia Tech	W	7-1
6/8	^ Louisville	L	5-3
6/9	^ Louisville	L	2-1

+ Battle of the Barrel; ! SEC Tournament (Hoover, Ala.); \$ NCAA Regional (Nashville, Tenn.); ^ NCAA Super Regional (Nashville, Tenn.); * SEC Game.

2014 (51-21, 17-13)			
COACH TIM CORBIN			
NCAA REGIONAL CHAMPIONS			
NCAA SUPER REGIONAL CHAMPIONS			
NCAA COLLEGE WORLD SERIES			
NATIONAL CHAMPIONS			
2/14	at Long Beach State	W	5-2
2/15	at Long Beach State	W	6-0
2/16	at Long Beach State	W	6-2
2/19	Lipscomb	W	5-1
2/21	Illinois-Chicago	W	14-1
2/22	Illinois-Chicago	W	2-0
2/23	Illinois-Chicago	W	12-1
2/25	Western Kentucky	L	3-2
2/26	Evansville	L	8-3
2/28	Stanford	W	4-1
3/1	Stanford	W	5-1
3/2	Stanford	W	4-2
3/4	Tennessee Tech	W	4-0
3/5	at Middle Tennessee	W	4-3
3/7	Winthrop	W	9-1
3/8	Winthrop	W	5-0
3/9	Winthrop	W	4-1
3/11	Eastern Illinois	W	11-2
3/14	* #8 LSU	L	4-2
3/15	* #8 LSU	W	5-3
3/15	* #8 LSU	W	9-3
3/18	at Belmont	W	8-4
3/21	* at #21 Mississippi State	L	17-2
3/22	* at #21 Mississippi State	L	6-3
3/23	* at #21 Mississippi State	W	5-1
3/25	Belmont	W	2-1
3/28	* #19 Kentucky	L	4-2
3/29	* #19 Kentucky	W	9-3
3/30	* #19 Kentucky	W	6-2
4/1	UT-Martin	W	5-0
4/4	* at Tennessee	W	6-4
4/5	* at Tennessee	L	10-9
4/6	* at Tennessee	L	7-0
4/8	Indiana State	W	6-2
4/11	* Texas A&M	L	10-4
4/12	* Texas A&M	W	8-5
4/13	* Texas A&M	L	8-2
4/15	Middle Tennessee	W	19-1
4/18	* at Arkansas	L	6-2
4/19	* at Arkansas	W	2-1
4/20	* at Arkansas	L	3-1
4/22	% vs. Memphis	W	2-1
4/26	* Georgia	W	12-9
4/26	* Georgia	W	11-0
4/27	* Georgia	W	6-1
5/2	* at Missouri	W	8-3
5/3	* at Missouri	W	3-1
5/4	* at Missouri	W	3-1
5/6	+ #10 Louisville	L	11-7
5/8	* at #4 Florida	L	1-0
5/9	* at #4 Florida	W	3-0
5/10	* at #4 Florida	W	16-2
5/13	SEMO	W	10-4
5/15	* #17 South Carolina	L	4-3 (10 inn)
5/16	* #17 South Carolina	W	9-3
5/17	* #17 South Carolina	L	7-2
5/20	! vs. Tennessee	W	3-2
5/21	! vs. #14 LSU	L	11-1 (7 inn)
5/22	! vs. #10 Ole Miss	L	7-2
5/30	\$ Xavier	W	11-0
5/31	\$ Oregon	W	7-2
6/1	\$ Oregon	W	3-2
6/6	@ Stanford	W	11-6
6/7	@ Stanford	L	5-4
6/8	@ Stanford	W	12-5
6/14	^ vs. #13 Louisville	W	5-3
6/16	^ vs. UC Irvine	W	6-4
6/20	^ vs. #21 Texas	L	4-0
6/21	^ vs. #21 Texas	W	4-3 (10 inn)
6/23	= vs. #8 Virginia	W	9-8

Season-by-Season Results

6/24 = vs. #8 Virginia L 7-2
 6/25 = vs. #8 Virginia W 3-2

% Ballpark at Jackson (Jackson, Tenn.) + Battle of the Barrel; ! SEC Tournament (Hoover, Ala.); \$ NCAA Regional (Nashville, Tenn.); @ NCAA Super Regional (Nashville, Tenn.); ^ College World Series (Omaha, Neb.); = CWS Finals (Omaha, Neb.); * SEC Game.

2015 (51-21, 20-10)

COACH TIM CORBIN

NCAA REGIONAL CHAMPIONS

NCAA SUPER REGIONAL CHAMPIONS

NCAA COLLEGE WORLD SERIES

NATIONAL RUNNER-UP

2/13	Santa Clara	W	4-0
2/14	Santa Clara	L	7-6
2/14	Santa Clara	W	6-5 (10 inn)
2/20	# vs. Indiana State	W	3-2
2/21	# vs. Indiana State	L	8-1
2/22	# vs. Indiana State	W	6-0
2/24	UT-Martin	W	16-3
2/25	Western Kentucky	W	10-6
2/27	Illinois State	W	16-1
2/28	Illinois State	W	3-2
3/1	Illinois State	W	16-10
3/3	Evansville	W	9-8 (12 inn)
3/6	at #4 UCLA	W	6-0
3/7	at USC	L	6-5
3/8	& vs. #6 TCU	L	4-2
3/10	Quinnipiac	W	9-2
3/11	Quinnipiac	W	8-0
3/14	* Arkansas	W	8-7 (12 inn)
3/14	* Arkansas (DH)	W	9-1
3/15	* Arkansas	W	1-0
3/17	Tennessee Tech	W	9-1
3/20	* at Auburn	L	6-4
3/21	* at Auburn	W	7-6 (10 inn)
3/21	* at Auburn (DH)	W	10-5
3/24	at Middle Tennessee	W	12-7
3/27	* Tennessee	W	9-0
3/28	* Tennessee	L	9-5
3/29	* Tennessee	W	14-3
3/31	Wofford	W	6-0
4/1	Wofford	W	5-3
4/3	* at Georgia	W	9-7
4/4	* at Georgia	W	11-7
4/5	* at Georgia	W	4-2
4/7	Lipscomb	L	3-1
4/9	* Ole Miss	W	6-0
4/10	* Ole Miss	L	6-5 (16 inn)
4/11	* Ole Miss	L	5-4
4/14	Belmont	L	3-2
4/16	* at South Carolina	W	12-0
4/17	* at South Carolina	L	5-2
4/18	* at South Carolina	L	3-2
4/21	Middle Tennessee	W	4-0
4/24	* #14 Missouri	W	9-2
4/25	* #14 Missouri	W	12-2
4/26	* #14 Missouri	W	5-2
4/28	at Belmont	L	4-1
5/1	* at Kentucky	W	13-3
5/2	* at Kentucky	L	11-5
5/3	* at Kentucky	W	7-3
5/7	* #10 Florida	W	2-0
5/8	* #10 Florida	L	7-3
5/9	* #10 Florida	L	9-7 (10 inn)
5/12	+ at #2 Louisville	W	5-2
5/14	* at Alabama	W	2-1
5/15	* at Alabama	W	7-5
5/16	* at Alabama	L	1-0
5/20	! vs. Missouri	W	7-6 (10 inn)
5/21	! vs. #7 Texas A&M	L	6-1
5/22	! vs. Alabama	W	16-1 (7 inn)
5/23	! vs. #7 Texas A&M	W	12-3
5/24	! vs. #6 Florida	L	7-3

5/29	\$ vs. Lipscomb	W	9-1
5/30	\$ vs. Indiana	W	6-4
6/1	\$ vs. #18 Radford	W	21-0
6/6	@ at #5 Illinois	W	13-0
6/8	@ at #5 Illinois	W	4-2
6/14	^ vs. #21 Cal State Fullerton	W	4-3
6/15	^ vs. #7 TCU	W	1-0
6/16	^ vs. #7 TCU	W	7-1
6/22	= vs. Virginia	W	5-1
6/23	= vs. Virginia	L	3-0
6/24	= vs. Virginia	L	4-2

Charlotte Sports Park (Port Charlotte, Fla.); & Dodger Stadium College Baseball Classic (Dodger Stadium, Los Angeles, Calif.); + Battle of the Barrel; ! SEC Tournament (Hoover, Ala.); \$ NCAA Regional (Nashville, Tenn.); @ NCAA Super Regional (Champaign, Ill.); ^ College World Series (Omaha, Neb.); = CWS Finals (Omaha, Neb.); * SEC Game.

2016 (43-19, 18-12)

COACH TIM CORBIN

NCAA REGIONAL

2/19	San Diego	W	8-4
2/20	San Diego	W	13-6
2/21	San Diego	W	17-1
2/23	UT-Martin	W	11-6 (5 inn)
2/24	Eastern Illinois	W	9-1
2/26	Illinois-Chicago	W	9-0
2/27	Illinois-Chicago	W	6-5 (14 inn)
2/28	Illinois-Chicago	W	20-8
3/3	at Stanford	L	4-1
3/3	at Stanford (DH)	W	4-1
3/6	at Stanford	W	5-2
3/8	Radford	W	13-4
3/9	Radford	W	12-0
3/11	Xavier	W	7-0
3/12	Xavier	W	14-3
3/13	Xavier	W	5-2
3/15	Northern Illinois	W	9-2
3/18	* #15 Mississippi State	L	2-1 (13 inn)
3/19	* #15 Mississippi State	L	5-4
3/20	* #15 Mississippi State	W	12-6
3/22	at Middle Tennessee	L	7-4
3/25	* at Missouri	W	8-6
3/26	* at Missouri	W	2-0 (11 inn)
3/27	* at Missouri	W	17-7
3/29	# vs. Belmont	W	8-2
3/31	* #5 South Carolina	L	4-0
4/1	* #5 South Carolina	W	10-6
4/2	* #5 South Carolina	W	4-3
4/5	Lipscomb	W	4-3
4/7	* at #15 LSU	L	13-4
4/8	* at #15 LSU	L	3-2
4/9	* at #15 LSU	W	9-7
4/12	Middle Tennessee	W	7-4
4/15	* #18 Kentucky	W	3-0
4/16	* #18 Kentucky	W	3-2
4/17	* #18 Kentucky	L	3-0
4/19	Central Arkansas	W	8-6
4/22	* at Tennessee	W	6-0
4/23	* at Tennessee	L	2-1
4/24	* at Tennessee	L	5-3
4/26	Austin Peay	W	8-5
4/29	* Georgia	W	15-3
4/30	* Georgia	W	10-3
5/1	* Georgia	W	10-3
5/3	Western Kentucky	W	6-1
5/5	* at #2 Texas A&M	L	1-0
5/6	* at #2 Texas A&M	W	6-1
5/7	* at #2 Texas A&M	L	3-0
5/10	+ \$6 Louisville	L	8-5
5/13	* at #1 Florida	L	4-2
5/14	* at #1 Florida	W	5-0
5/15	* at #1 Florida	L	10-6
5/17	Morehead State	W	6-0

5/19	* Auburn	W	5-2
5/19	* Auburn (DH)	W	9-3
5/21	* Auburn	W	4-3
5/24	! vs. Missouri	W	7-0
5/25	! vs. #1 Texas A&M	W	6-5
5/26	! vs. #11 Ole Miss	L	12-9
5/27	! vs. #1 Texas A&M	L	13-3 (7 inn)
6/4	\$ vs. Xavier	L	15-1
6/4	\$ vs. Washington	L	9-8

First Tennessee Park (Nashville, Tenn.); + Battle of the Barrel; ! SEC Tournament (Hoover, Ala.); \$ NCAA Regional (Nashville, Tenn.); * SEC Game.

2017 (36-25-1, 15-13-1)

COACH TIM CORBIN

NCAA REGIONAL CHAMPIONS

NCAA SUPER REGIONAL

2/16	at San Diego	L	3-2
2/17	at San Diego	W	8-2
2/19	at San Diego	W	11-1
2/22	Evansville	W	7-4
2/24	UIC	L	5-3 (10 inn)
2/25	UIC	W	6-2
2/26	UIC	L	5-2 (11 inn)
2/28	Southeastern La.	W	9-6
3/1	Southeastern La.	W	4-2
3/3	CSU-Northridge	L	6-4
3/4	CSU-Northridge	L	4-1
3/5	CSU-Northridge	W	11-3
3/7	Central Arkansas	W	10-5
3/8	Central Arkansas	W	9-1
3/10	Saint Mary's	W	9-8
3/12	Saint Mary's	L	5-1
3/12	Saint Mary's	W	9-1
3/14	Western Kentucky	W	8-1
3/17	* at #16 Ole Miss	L	1-0
3/18	* at #16 Ole Miss	W	6-2
3/19	* at #16 Ole Miss	L	10-8
3/22	# vs. Belmont	W	17-11
3/24	* Texas A&M	W	4-3
3/25	* Texas A&M	W	17-3
3/26	* Texas A&M	L	6-4
3/28	# vs. Lipscomb	W	10-0
3/31	* at #16 Kentucky	L	10-3
4/1	* at #16 Kentucky	L	7-4
4/2	* at #16 Kentucky	W	6-4
4/4	UT-Martin	W	11-0
4/6	* at #12 South Carolina	W	7-6
4/7	* at #12 South Carolina	W	5-3 (13 inn)
4/8	* at #12 South Carolina	L	6-1
4/11	Tennessee Tech	L	5-2
4/13	* #12 Florida	L	10-6
4/14	* #12 Florida	W	2-0
4/15	* #12 Florida	L	20-8
4/18	at Middle Tennessee	W	21-2
4/21	* at Georgia	W	8-1
4/22	* at Georgia	L	1-0
4/23	* at Georgia (DH)	W	10-5
4/28	* Tennessee	W	1-0
4/29	* Tennessee	L	9-3
5/2	Austin Peay	W	8-4
5/5	* Missouri	W	5-2
5/6	* Missouri	L	2-1 (12 inn)
5/7	* Missouri	W	14-5
5/9	+ at #2 Louisville	L	6-2
5/12	* at #18 Arkansas	L	4-3
5/13	* at #18 Arkansas	W	6-2
5/14	* at #18 Arkansas	L	7-1
5/16	Middle Tennessee	W	17-7
5/18	* Alabama	W	18-1
5/19	* Alabama	W	13-1
5/20	* Alabama	T	3-3
5/23	! vs. South Carolina	L	7-4 (11 inn)
6/2	\$ vs. St. John's	W	13-4
6/3	\$ at #21 Clemson	W	9-4

Season-by-Season Results

6/4	\$	at #21 Clemson	L	6-0
6/5	\$	at #21 Clemson	W	8-0
6/9	^	at #1 Oregon State	L	8-4
6/10	^	at #1 Oregon State	L	9-2

First Tennessee Park (Nashville, Tenn.); + Battle of the Barrel; ! SEC Tournament, Hoover, Ala.; \$ NCAA Regional (Clemson, S.C.); @ NCAA Super Regional (Corvallis, Ore.); * SEC Game.

2018 (35-27, 16-14)
COACH TIM CORBIN
NCAA REGIONAL CHAMPIONS
NCAA SUPER REGIONAL

2/16		#25 Duke	W	9-1
2/17		#25 Duke	L	5-4
2/18		#25 Duke	W	9-1
2/20		Presbyterian	W	7-1
2/21		Presbyterian	W	15-2
2/23		UMass-Lowell	W	15-0
2/24		UMass-Lowell	W	15-2
2/27		Austin Peay	W	19-6
2/28		Indiana State	W	8-5
3/2	!	vs. Sam Houston State	L	7-6 (10 inn)
3/3	!	vs. Louisiana	L	3-0
3/4	!	vs. #19 Houston	W	9-4
3/7		at Long Beach State	L	4-3
3/9		at #11 UCLA	W	6-3
3/11	%	vs. #8 TCU	W	7-4
3/14		Eastern Kentucky	L	6-5
3/16	*	at #19 Mississippi State	W	5-0
3/17	*	at #19 Mississippi State	W	10-1
3/18	*	at #19 Mississippi State	W	4-3
3/21	^	vs. Belmont	L	8-5
3/23	*	#19 LSU	W	4-2
3/25	*	#19 LSU	L	6-2
3/25	*	#19 LSU	W	1-0 (7inn)
3/27	^	vs. Lipscomb	L	5-1
3/30	*	at #2 Florida	L	8-4
3/31	*	at #2 Florida	L	10-2
4/1	*	at #2 Florida	L	8-2
4/3	*	at Middle Tennessee	L	4-3 (7 inn)
4/5	*	#16 Georgia	L	3-2
4/6	*	#16 Georgia	W	5-3
4/7	*	#16 Georgia	W	8-3
4/10	*	Western Kentucky	W	3-2
4/13	*	#5 Ole Miss	L	11-3
4/15	*	#5 Ole Miss	W	8-7 (8 inn)
4/15	*	#5 Ole Miss	W	8-7 (7 inn)
4/17	*	Evansville	W	6-1
4/19	*	at Missouri	L	2-1
4/20	*	at Missouri	L	3-1
4/21	*	at Missouri	W	6-2
4/27	*	South Carolina	L	8-7
4/28	*	South Carolina	W	8-1
4/29	*	South Carolina	L	10-9
5/1	+	Louisville	L	8-4
5/4	*	at #20 Auburn	L	4-1
5/5	*	at #20 Auburn	L	11-5
5/6	*	at #20 Auburn	L	14-0
5/8	*	#23 Tennessee Tech	L	6-4
5/11	*	at Tennessee	W	7-6
5/12	*	at Tennessee	W	7-2
5/13	*	at Tennessee	L	8-7
5/15	*	Middle Tennessee	W	8-1
5/17	*	#19 Kentucky	W	5-1
5/18	*	#19 Kentucky	W	9-6
5/19	*	#19 Kentucky	W	
5/22	\$	vs. Texas A&M	L	3-1
6/1	#	vs. #20 St. John's	W	2-0
6/2	#	at #2 Clemson	W	4-3
6/3	#	at #2 Clemson	W	19-6
6/8	@	Mississippi State	L	8-10
6/9	@	Mississippi State	W	4-3
6/10	@	Mississippi State	L	10-6 (11 inn)

! Shriners Hospitals for Children College Classic (Minute Maid Park, Houston, Texas); % Dodger Stadium College Baseball Classic (Dodger Stadium, Los Angeles, Calif.); ^ First Tennessee Park (Nashville, Tenn.); + Battle of the Barrel; \$ SEC Tournament, Hoover, Ala.; # NCAA Regional (Clemson, S.C.); @ NCAA Super Regional (Nashville, Tenn.); * SEC Game.

2019 (59-12, 23-7)
COACH TIM CORBIN
SEC CHAMPIONS
SEC TOURNAMENT CHAMPIONS
NCAA REGIONAL CHAMPIONS
NCAA SUPER REGIONAL CHAMPIONS
NCAA COLLEGE WORLD SERIES
NATIONAL CHAMPIONS

2/15	%	vs. Virginia	W	15-9
2/16	%	vs. #25 Cal State Fullerton	W	14-9
2/17	%	vs. #19 TCU	L	2-10
2/20		Evansville	W	5-4
2/24		Pepperdine (G1)	W	6-3
2/24		Pepperdine (G2)	W	6-2
2/26		Southeast Missouri State	W	11-3
2/27		Austin Peay	L	6-7 (10 inn)
3/1		Dayton	W	11-3
3/2		Dayton (G1)	W	5-1
3/2		Dayton (G2)	W	2-0
3/5		Davidson	W	24-2
3/6		East Tennessee State	W	12-4
3/8		Illinois State	W	10-4
3/10		Illinois State (G1)	W	9-1
3/10		Illinois State (G2)	L	3-7
3/12		Samford	W	11-6
3/15	*	at #19 Texas A&M	W	7-4
3/16	*	at #19 Texas A&M	L	7-8
3/17	*	at #19 Texas A&M	L	0-7
3/19	^	vs. Belmont	W	3-0
3/21	*	#21 Florida	W	5-0
3/22	*	#21 Florida	W	15-2
3/23	*	#21 Florida	W	14-4
3/26	^	vs. Lipscomb	W	15-1
3/29	*	Tennessee	W	4-2
3/30	*	Tennessee	W	10-4
3/31	*	Tennessee	L	6-7
4/2		Western Kentucky	W	5-4 (10 inn)
4/5	*	at #4 Georgia	W	3-2
4/6	*	at #4 Georgia	L	3-8
4/7	*	at #4 Georgia	L	1-3
4/9		at Middle Tennessee	W	15-3
4/12	*	#12 Arkansas	W	3-2
4/13	*	#12 Arkansas	W	12-2
4/14	*	#12 Arkansas	L	12-14
4/16		Indiana State	W	7-1
4/19	*	at Alabama	W	7-4
4/20	*	at Alabama	W	2-0
4/21	*	at Alabama	W	13-5
4/25	*	#25 Auburn	W	12-6
4/26	*	#25 Auburn	W	5-2
4/27	*	#25 Auburn	W	9-5
4/30		Tennessee Tech	W	21-10
5/3	*	at South Carolina	W	22-11
5/4	*	at South Carolina	W	9-3
5/5	*	at South Carolina	W	6-2
5/7	+	at #4 Louisville	W	6-2
5/10	*	#21 Missouri	W	5-2
5/11	*	#21 Missouri	L	2-5
5/12	*	#21 Missouri	W	7-2
5/14		Middle Tennessee	W	5-2
5/16	*	at Kentucky	W	16-10
5/17	*	at Kentucky	W	12-4
5/18	*	at Kentucky	W	7-4
5/22	\$	vs. Auburn	W	11-1 (8 inn)
5/22	\$	vs. #3 Mississippi State	W	1-0
5/22	\$	vs. #16 LSU	W	13-4
5/22	\$	vs. #22 Ole Miss	W	11-10
5/31	#	vs. Ohio State	W	8-2

6/1	#	vs. #23 Indiana State	W	8-5
6/2	#	vs. #23 Indiana State	W	12-1
6/7	@	vs. Duke	L	5-18
6/8	@	vs. Duke	W	3-0
6/9	@	vs. Duke	W	13-2
6/16	&	vs. #11 Louisville	W	3-1
6/19	&	vs. #3 Mississippi State	W	6-3
6/21	&	vs. #11 Louisville	W	3-2
6/24	=	vs. Michigan	L	4-7
6/25	=	vs. Michigan	W	4-1
6/26	=	vs. Michigan	W	8-2

% MLB4 College Baseball Tournament (Scottsdale, Ariz.); ^ First Tennessee Park (Nashville, Tenn.); + Battle of the Barrel; \$ SEC Tournament, Hoover, Ala.; # NCAA Regional (Nashville, Tenn.); @ NCAA Super Regional (Nashville, Tenn.); & College World Series; = CWS Finals; * SEC Game.

2020 (13-5)
COACH TIM CORBIN

2/14	%	vs. #13 Michigan	L	3-4
2/15	%	vs. Connecticut	W	6-1
2/16	%	vs. Cal Poly	L	8-9
2/18		South Alabama	W	3-0
2/19		South Alabama	W	4-0
2/21		Illinois-Chicago	W	9-0
2/22		Illinois-Chicago	W	9-3
2/23		Illinois-Chicago	W	5-2
2/25		Evansville	W	6-0
2/26		Saint Louis	W	10-2
2/28		Hawaii	W	5-1
2/29		Hawaii	L	1-3
3/1		Hawaii	W	7-5 (11 inn)
3/3		Central Arkansas	W	10-2
3/6	!	at #2 UCLA	L	2-3
3/7	!	at Southern California	L	1-2
3/8	!	vs. #22 TCU	W	4-3
3/11		Toledo	W	11-2

% MLB4 College Baseball Tournament (Scottsdale, Ariz.); ! Southern California College Baseball Classic (Los Angeles, Calif.); Season suspended due to COVID-19 pandemic

2021 (49-18, 19-10)
COACH TIM CORBIN
NCAA REGIONAL CHAMPIONS
NCAA SUPER REGIONAL CHAMPIONS
NCAA COLLEGE WORLD SERIES
NATIONAL RUNNER-UP

2/22		Wright State (G1)	W	14-1
2/22		Wright State (G2)	W	1-0
2/24		Western Kentucky	W	12-1
2/26		Georgia State	L	2-4
2/27		Georgia State	W	5-4
2/28		Georgia State (G1)	W	12-2
2/28		Georgia State (G2)	W	17-6
3/5		Illinois-Chicago	W	15-0
3/6		Illinois-Chicago	W	5-2
3/7		Illinois-Chicago	W	4-2
3/9		Memphis	W	10-4
3/13		at #13 Oklahoma State (G1)	W	5-0
3/13		at #13 Oklahoma State (G2)	W	18-4
3/14		at #13 Oklahoma State	L	6-10
3/16		Belmont	W	4-1
3/19	*	#16 South Carolina	W	3-2
3/20	*	#16 South Carolina	W	5-0
3/21	*	#16 South Carolina	L	6-5
3/23	*	Lipscomb	W	11-3
3/25	*	at Missouri	W	10-2
3/26	*	at Missouri	W	11-3
3/27	*	at Missouri	W	3-1
3/30		Tennessee Tech	W	12-5

Season-by-Season Results

4/1 * at LSU	W	13-1	3/26 * at South Carolina	L	6-8	4/4 Western Kentucky	W	8-1
4/2 * at LSU	W	11-2	3/29 ^ vs. Lipscomb	W	7-1	4/6 * at Missouri	W	7-6
4/3 * at LSU	W	5-4	4/1 * #1 Tennessee	L	2-6	4/7 * at Missouri	L	4-5
4/6 UT-Martin	W	5-4	4/2 * #1 Tennessee	L	2-5	4/8 * at Missouri	W	5-0
4/8 * Georgia	L	2-14	4/3 * #1 Tennessee	L	0-5	4/11 North Alabama	W	14-2 (7 inn.)
4/9 * Georgia	W	5-2	4/5 Austin Peay	W	12-2	4/14 * #6 South Carolina	L	6-14
4/10 * Georgia	L	1-9	4/8 * at Auburn	L	1-5	4/15 * #6 South Carolina	W	8-5
4/13 Eastern Kentucky	W	6-4	4/9 * at Auburn	W	19-4	4/16 * #6 South Carolina	W	6-4
4/16 * at #5 Tennessee	W	5-0	4/10 * at Auburn	L	2-8	4/18 Indiana State	L	2-10
4/17 * at #5 Tennessee	L	4-8	4/12 Western Kentucky	W	7-4	4/21 * at Tennessee	L	3-4 (12 inn.)
4/18 * at #5 Tennessee	W	10-4	4/15 * #23 Florida	W	5-4	4/22 * at Tennessee	L	1-17 (7 inn.)
4/20 Austin Peay	W	7-0	4/16 * #23 Florida	W	8-6	4/23 * at Tennessee	L	5-10
4/23 * #4 Mississippi State	W	6-2	4/17 * #23 Florida	L	3-4 (10 inn.)	4/28 * #15 Kentucky	W	6-4
4/24 * #4 Mississippi State	L	4-7	4/19 Tennessee Tech	W	7-0	4/29 * #15 Kentucky	W	9-3
4/25 * #4 Mississippi State	W	7-4	4/22 * at Kentucky	W	10-0	4/30 * #15 Kentucky	W	3-2
4/30 * at #14 Florida	W	11-7	4/23 * at Kentucky	L	2-3	5/2 Georgia State	W	11-5
5/1 * at #14 Florida	L	8-11	4/24 * at Kentucky	W	5-3	5/4 * at Alabama	L	2-11
5/2 * at #14 Florida	L	3-5	4/28 * #21 Texas A&M	L	1-5	5/5 * at Alabama	W	4-1
5/4 + at #15 Louisville	L	2-7	4/29 * #21 Texas A&M	W	11-1	5/6 * at Alabama	L	1-2
5/7 * Alabama	W	9-6	4/30 * #21 Texas A&M	L	4-12	5/9 % at Louisville	W	12-8 (12 inn.)
5/8 * Alabama	W	6-2	5/3 + #10 Louisville	L	0-1	5/12 * at #7 Florida	L	0-10 (7 inn.)
5/11 North Alabama	W	3-2	5/6 * at #22 Georgia	W	11-9	5/13 * at #7 Florida	L	2-6
5/14 * at #18 Ole Miss	L	1-3	5/7 * at #22 Georgia	L	7-13	5/14 * at #7 Florida	L	2-6
5/15 * at #18 Ole Miss	W	13-2	5/8 * at #22 Georgia	W	4-0	5/18 * #2 Arkansas	L	2-8
5/16 * at #18 Ole Miss	L	10-13	5/10 Indiana State	W	8-7 (11 inn.)	5/19 * #2 Arkansas	W	10-8
5/18 Florida International	W	20-4	5/13 * at #4 Arkansas	W	9-6 (10 inn.)	5/20 * #2 Arkansas	W	7-6
5/20 * Kentucky	W	4-2	5/14 * at #4 Arkansas	L	6-11	5/24 \$ vs. #19 Auburn	W	6-4
5/21 * Kentucky	W	8-2	5/15 * at #4 Arkansas	W	5-0 (7 inn.)	5/25 \$ vs. #2 Florida	L	3-6
5/22 * Kentucky	L	5-7	5/17 Indiana State	W	7-2	5/26 \$ vs. #24 Alabama	W	9-2
5/26 \$ vs. #12 Ole Miss	W	5-4	5/19 * LSU	L	2-13	5/27 \$ vs. #2 Florida	W	11-6
5/27 \$ vs. #11 Arkansas	L	4-6	5/20 * LSU	L	3-8	5/28 \$ vs. Texas A&M	W	10-4
5/28 \$ vs. #12 Ole Miss	L	1-4	5/21 * LSU	L	10-21	6/2 # Eastern Illinois	W	12-2
6/4 # vs. Presbyterian	W	10-0	5/24 \$ vs. Ole Miss	W	3-1	6/3 # #24 Oregon	L	7-8
6/5 # vs. Georgia Tech	W	4-3	5/26 \$ vs. #1 Tennessee	L	1-10	6/4 # vs. Xavier	L	1-2
6/6 # vs. Georgia Tech	W	14-11 (11 inn.)	5/27 \$ vs. Kentucky	L	2-10			
6/11 @ vs. #12 East Carolina	W	2-0	6/3 # vs. San Diego	L	2-3			
6/12 @ vs. #12 East Carolina	W	4-1	6/4 # vs. New Mexico State	W	21-1			
6/19 & vs. #5 Arizona	W	7-6 (12 inn.)	6/5 # vs. San Diego	W	14-4			
6/21 & vs. #16 NC State	L	0-1	6/5 # vs. #3 Oregon State	W	8-1			
6/23 & vs. #7 Stanford	W	6-5	6/6 # vs. #3 Oregon State	L	6-7			
6/25 & vs. #16 NC State	W	3-1						
6/28 = vs. #11 Mississippi State	W	8-2						
6/29 = vs. #11 Mississippi State	L	2-13						
6/30 = vs. #11 Mississippi State	L	0-9						

+ Battle of the Barrel; \$ SEC Tournament, Hoover, Ala.; # NCAA Regional (Nashville, Tenn.); @ NCAA Super Regional (Nashville, Tenn.); & College World Series; = CWS Finals; * SEC Game.

2022 (39-23, 14-16)

COACH TIM CORBIN

NCAA REGIONAL

2/18 #7 Oklahoma State	W	3-0
2/19 #7 Oklahoma State	L	3-4
2/20 #7 Oklahoma State	L	5-7
2/23 Evansville	W	9-0
2/25 Army	W	7-2
2/26 Army	W	10-7
2/27 Army	W	6-0
3/1 Central Arkansas	W	5-2
3/4 at Hawaii	W	9-2
3/5 at Hawaii (G1)	W	12-1
3/5 at Hawaii (G2)	W	13-1
3/6 at Hawaii	W	2-1
3/11 Wagner (G1)	W	12-7
3/11 Wagner (G2)	W	13-0
3/13 Wagner	W	15-5
3/15 Michigan	W	5-4
3/18 * Missouri	W	15-2
3/19 * Missouri	W	6-0
3/20 * Missouri	W	7-4
3/22 vs. Belmont	W	13-4
3/24 * at South Carolina	W	10-0
3/25 * at South Carolina	L	2-8

2023 (42-20, 19-11)

COACH TIM CORBIN

NCAA REGIONAL

2/17 ^ vs. #15 TCU	L	4-11
2/18 ^ vs. #9 Oklahoma State	W	11-9
2/19 ^ vs. Texas	W	12-2
2/21 Central Arkansas	L	4-5
2/22 UAB	W	13-1 (7 inn.)
2/24 #17 UCLA	W	6-0
2/25 #17 UCLA	L	0-3
2/26 #17 UCLA	W	2-1
2/28 Austin Peay	W	11-7
3/3 + vs. Nebraska	L	3-5
3/4 + vs. #18 Maryland	W	8-7
3/5 + at Minnesota	W	4-0
3/7 Tennessee Tech	W	12-1
3/8 Evansville	W	2-1 (17 inn.)
3/10 Loyola Marymount	W	2-1
3/11 Loyola Marymount	W	2-0
3/12 Loyola Marymount	L	6-9
3/14 & vs. Belmont	W	15-6
3/16 * #3 Ole Miss	W	12-2 (8 inn.)
3/17 * #3 Ole Miss	W	8-0
3/18 * #3 Ole Miss	W	7-2
3/24 * at Mississippi State	W	26-3 (7 inn.)
3/25 * at Mississippi State	W	18-5
3/26 * at Mississippi State	W	11-7
3/31 Lipscomb	W	11-1 (8 inn.)
4/1 * Georgia	W	9-2
4/2 * Georgia	W	16-8
4/3 * Georgia	W	4-0

^ College Baseball Showdown (Arlington, Texas); + Cambria College Classic (Minneapolis, Minn.); * SEC Game; % Battle of the Barrel; \$ SEC Tournament (Hoover, Ala.); # NCAA Regional (Nashville, Tenn.)

^ First Horizon Park (Nashville, Tenn.); + Battle of the Barrel; \$ SEC Tournament, Hoover, Ala.; # NCAA Regional (Corvallis, Ore.); * SEC Game.

Records vs. Opponents

Team	First Meeting	Last Meeting	W-L-T
Alabama	1893 (L, 2-1)	2023 (W, 9-2)	69-97-3
Alabama-Birmingham	1980 (W, 9-1)	2023 (W, 13-1)	26-12-0
Alabama Christian	1984 (W, 14-1)	1984 (W, 11-6)	2-0-0
Amherst	1927 (W, 9-7)	1927 (W, 9-7)	1-0-0
Anderson	1991 (W, 15-6)	1991 (W, 15-6)	1-0-0
Arizona	2021 (W, 7-6)	2021 (W, 7-6)	1-0-0
Arizona State	1973 (W, 6-4)	2008 (L, 18-6)	2-1-0
Arkansas	1970 (W, 9-6)	2023 (W, 7-6)	33-35-0
Arkansas State	2004 (W, 12-2)	2013 (W, 7-3)	2-0-0
Armstrong State	1990 (L, 10-1)	1992 (L, 9-3)	0-3-0
Army	2022 (W, 7-2)	2022 (W, 6-0)	3-0-0
Auburn	1908 (W, 9-6)	2023 (W, 6-4)	68-99-1
Aurora	1979 (W, 10-0)	1979 (W, 10-0)	1-0-0
Austin Peay	1938 (W, 12-2)	2023 (W, 11-7)	56-25-2
Ball State	2005 (W, 9-3)	2007 (W, 15-3)	6-1-0
Baylor	1999 (L, 10-4)	2005 (W, 7-4)	3-5-0
Bellarmine	1976 (L, 11-7)	1976 (W, 8-5)	1-1-0
Belmont	1962 (L, 11-4)	2023 (W, 15-6)	65-15-0
Berry	1969 (L, 5-0)	1969 (W, 6-4)	1-1-0
Bethal	1933 (W, 13-3)	1940 (W, 14-2)	4-1-0
Birmingham	1923 (W, 5-2)	1923 (W, 5-2)	1-0-0
Birmingham Southern	1922 (W, 6-4)	2001 (L, 7-3)	3-4-0
Boston College	1927 (L, 20-2)	2007 (W, 7-6)	3-1-0
Boston Red Sox	1921 (L, 9-0)	1921 (L, 9-0)	0-1-0
Bradley	1941 (W, 13-12)	2001 (W, 10-9)	3-2-0
Brown	1927 (W, 4-1)	2011 (W, 6-3)	7-0-0
Buffalo	2013 (W, 4-2)	2013 (W, 4-2)	1-0-0
Burke Comp.	1936 (W, 2-1)	1936 (W, 2-1)	1-0-0
Butler	1991 (W, 9-0)	2006 (W, 8-2)	8-0-0
Cal-Berkeley	2009 (L, 4-3)	2009 (L, 4-3)	0-1-0
UC-Irvine	2014 (W, 6-4)	2014 (W, 6-4)	1-0-0
UCLA	2010 (L, 9-2)	2023 (W, 2-1)	4-3-0
Cal Poly	2020 (L, 9-8)	2020 (L, 9-8)	0-1-0
UC/Cal-Riverside	1973 (W, 7-3)	1973 (W, 7-3)	1-0-0
Cal State-Fullerton	2015 (W, 4-3)	2019 (W, 14-9)	2-0-0
Cal State-Northridge	2017 (L, 6-4)	2017 (W, 11-3)	1-2-0
Calvin	1969 (W, 16-7)	1971 (W, 13-0)	4-1-0
Campbell	2002 (W, 7-3)	2002 (W, 7-3)	1-0-0
Camp Benning	1921 (W, 5-3)	1923 (L, 6-1)	3-2-0
Central	1901 (W, 5-2)	1904 (W, 9-0)	12-1-1
Central Arkansas	2013 (W, 10-2)	2023 (L, 5-4)	6-1-0
Central Florida	1980 (W, 9-3)	2002 (L, 4-3 [11])	6-2-1
Central Kentucky	1911 (W, 3-2)	1911 (W, 17-2)	2-0-0
Central Michigan	1959 (W, 6-5)	2003 (W, 19-2)	2-1-0
Centre	1920 (W, 11-2)	1921 (L, 7-3)	4-1-0
Chaminade	1981 (L, 2-1)	1981 (W, 6-3)	1-1-0
Chattanooga	1969 (W, 4-0)	1982 (W, 9-0)	10-0-0
Chicago	1900 (3-18)	1959 (W, 9-3)	1-3-0
Chinese University	1914 (W, 12-10)	1914 (L, 4-1)	1-1-0
Christian Brothers Academy	1970 (W, 9-2)	1971 (W, 6-2)	4-0-0
Cincinnati	1898 (W, 15-5)	2004 (W, 11-2)	14-1-0
Citadel	1991 (W, 8-1)	2003 (W, 4-3)	2-1-0
Clemson	1986 (L, 12-2)	2018 (W, 19-6)	5-2-0
Columbus	1974 (W, 9-8)	1976 (L, 7-4)	2-2-0
Connecticut	2000 (W, 8-2)	2020 (W, 6-1)	4-0-0
Cornell	1899 (L, 12-11)	1906 (L, 8-1)	0-6-0
Cumberland	1891 (L, 10-9)	1989 (W, 6-5)	52-12-2
Creighton	2006 (L, 5-4)	2006 (L, 5-4)	0-1-0
Dartmouth	1927 (L, 7-6)	1927 (L, 7-6)	0-1-0
Davidson	1980 (L, 3-2)	2019 (W, 24-2)	3-1-0
Defiance	1926 (W, 10-0)	1926 (W, 10-0)	1-0-0
DePauw	1942 (W, 15-5)	1973 (W, 14-7)	3-0-0
Duke	2018 (W, 9-1)	2019 (W, 13-2)	4-2-0
East Carolina	1974 (W, 2-1)	2021 (W, 4-1)	3-0-0
Eastern Illinois	1995 (W, 3-2)	2023 (W, 12-2)	5-0-0
Eastern Kentucky	1992 (L, 4-1)	2021 (W, 6-4)	1-2-0
Eastern Michigan	1987 (W, 6-1)	1994 (L, 5-6)	2-1-0
East Tennessee State	1995 (W, 7-2)	2019 (W, 12-4)	5-0-0
Evansville	1949 (L, 12-9)	2023 (W, 2-1 [17 inn.])	43-19-0
Faulkner	1987 (W, 11-10)	1989 (L, 7-6)	3-1-0
Fisk	1968 (W, 7-3)	1975 (W, 12-2)	10-0-0
Florida	1927 (L, 5-2)	2023 (W, 11-6)	81-147-1
Florida International	2021 (W, 20-4)	2021 (W, 20-4)	1-0-0

Team	First Meeting	Last Meeting	W-L-T
Florida State	1972 (W, 11-1)	2010 (L, 7-6)	2-4-0
Georgetown (Ky.)	1909 (W, 15-6)	1909 (W, 8-7)	2-0-0
Georgia	1897 (W, 1-0)	2023 (W, 4-0)	123-124-0
Georgia Southern	1973 (W, 6-2)	1974 (L, 5-3)	1-2-0
Georgia State	2021 (L, 4-2)	2023 (W, 11-5)	4-1-0
Georgia Tech	1901 (W, 6-5)	2021 (W, 14-11)	28-41-1
Grand Valley	1980 (L, 6-5)	1980 (L, 5-6)	0-1-0
Harvard	1927 (L, 7-4)	1927 (L, 7-4)	0-1-0
Hawaii	1973 (W, 11-2)	2022 (W, 2-1)	8-19-0
Hawkins	1914 (W, 12-8)	1914 (W, 12-8)	1-0-0
Hillsdale	1958 (W, 8-6)	1958 (W, 8-6)	1-0-0
Hofstra	1993 (W, 6-1)	1993 (W, 6-1)	1-0-0
Holly Cross	1927 (L, 6-2)	1927 (L, 6-2)	0-1-0
Houston	1990 (L, 12-4)	2018 (W, 9-4)	1-2-0
Howard	1907 (W, 7-2)	1907 (W, 7-2)	1-0-0
Hume-Fogg	1918 (W, 3-2)	1918 (W, 5-1)	3-1-0
Illinois	1915 (L, 5-1)	2015 (W, 4-2)	3-1-0
Illinois-Chicago	1994 (L, 6-7)	2021 (W, 4-2)	28-6-0
Illinois State	1949 (L, 4-2)	2019 (L, 7-3)	10-4-0
Illinois State Normal	1937 (L, 6-5)	1937 (L, 6-5)	0-1-0
Illinois Wesleyan	1936 (L, 7-4)	1942 (L, 12-6)	2-2-0
Indiana	1905 (W, 7-2)	2015 (W, 6-4)	12-5-1
IUPUI	1997 (W, 19-1)	1997 (W, 19-1)	1-0-0
Indiana State	1987 (L, 10-7)	2023 (L, 10-2)	9-4-0
Iowa	1975 (L, 6-0)	2008 (L, 6-3)	1-2-0
Jacksonville	1970 (L, 4-3)	2003 (W, 5-2 [11])	1-2-0
Jacksonville State	2005 (W, 14-5)	2005 (W, 14-5)	1-0-0
Kansas	2003 (L, 4-2)	2008 (W, 7-1)	1-2-0
Kent State	1996 (L, 12-8)	2010 (W, 7-1)	5-4-0
Kentucky	1905 (W, 7-2)	2023 (W, 3-2)	155-150-5
Kentucky State	1905 (W, 7-2)	1905 (W, 8-4)	3-0-0
Kenyon	1970 (W, 16-3)	1070 (W, 7-1)	2-0-0
Lambuth	1933 (W, 15-2)	1939 (W, 15-10)	14-0-0
LaSalle	1984 (W, 16-7)	1984 (W, 16-7)	1-0-0
Lewis	1978 (W, 4-3)	1978 (W, 3-1)	2-0-0
Lewis & Clark	1979 (W, 5-4)	1979 (W, 5-4)	1-0-0
Lipscomb	1936 (W, 8-2)	2023 (W, 11-1)	59-23-0
Long Beach State	2013 (W, 10-4)	2018 (L, 4-3)	5-2-0
Louisiana	2018 (L, 3-0)	2018 (L, 3-0)	0-1-0
Louisiana Tech	2012 (L, 9-3)	2012 (L, 9-3)	0-1-0
Louisville	1971 (W, 2-0)	2023 (W, 12-8 [12 inn.])	28-12-0
LSU	1954 (W, 5-3)	2022 (L, 21-10)	46-61-0
Loyola Marymount	2023 (W, 2-1)	2023 (L, 9-6)	2-1-0
Manhattan	1927 (W, 4-2)	1927 (W, 4-2)	1-0-0
Marshall	1995 (W, 7-4)	1995 (W, 7-4)	1-0-0
Massachusetts	1973 (L, 2-0)	1973 (L, 2-0)	0-1-0
Maryland	2004 (W, 8-0)	2023 (W, 8-7)	2-0-0
Maryville	1932 (W, 12-9)	1932 (W, 9-5)	3-0-0
Memphis	1936 (W, 13-5)	2021 (W, 10-4)	18-14-0
Mercer	1901 (L, 6-4)	1923 (W, 9-8)	12-9-0
Miami	1973 (L, 6-5)	1974 (L, 7-1)	0-2-0
Miami (Ohio)	1950 (L, 7-5)	2008 (W, 4-3)	5-6-0
Michigan	1906 (W, 3-1)	2022 (W, 5-4)	22-23-0
Michigan State	1929 (W, 7-2)	2003 (W, 5-4)	1-3-0
Middle Tennessee	1926 (W, 6-4)	2022 (W, 7-2)	101-47
Middle Tennessee Normal	1915 (L, 7-5)	1922 (W, 6-0)	5-1-0
Milligan	1908 (W, 5-2)	1908 (T, 2-2)	2-0-1
Minnesota	1924 (L, 6-3)	2023 (W, 4-0)	1-1-0
Mississippi	1900 (W, 6-5)	2023 (W, 7-2)	66-72-2
Mississippi A&M	1913 (W, 11-10)	1924 (L, 6-2)	8-13-2
Mississippi College	1920 (L, 8-1)	1920 (L, 4-3)	0-2-0
Mississippi State	1913 (W, 11-10)	2023 (W, 11-7)	57-74-2
Missouri	2013 (W, 11-5)	2023 (W, 5-0)	27-5-0
Monmouth	2013 (W, 5-1)	2013 (W, 13-1)	3-0-0
Montevello	1983 (L, 6-4)	1983 (L, 6-4)	0-1-0
Morehead State	1993 (L, 6-5)	2016 (W, 6-0)	6-2-0
Murfreesboro Teachers	1928 (W, 5-1)	1939 (L, 7-6)	2-2-0
Murray State	1949 (W, 12-6)	2006 (W, 7-1)	18-10-0
Nebraska	2023 (L, 5-3)	2023 (L, 5-3)	0-1-0
New Mexico State	2022 (W, 21-1)	2022 (W, 22-1)	1-0-0
New Orleans	1980 (L, 8-2)	1980 (L, 8-2)	0-1-0
New York Tech	1990 (W, 11-2)	1990 (W, 11-2)	1-0-0
Niagara	2010 (W, 9-0)	2010 (W, 21-3)	3-0-0

Records vs. Opponents

Team	First Meeting	Last Meeting	W-L-T
North Alabama	2021 (W, 3-2)	2023 (W, 14-2)	2-0-0
North Carolina	2011 (W, 7-3)	2011 (W, 5-1)	2-0-0
North Carolina-Wilmington	2012 (W, 8-2)	2012 (W, 8-2)	1-0-0
North Carolina State	1973 (W, 4-2)	2021 (W, 3-1)	3-3-0
Northwestern	1999 (L, 7-6)	1999 (L, 7-6)	0-1-0
Northern Florida	1995 (L, 2-0)	1995 (L, 2-0)	0-1-0
Northern Illinois	1973 (W, 2-1)	2016 (W, 9-2)	2-0-0
Nashville	1912 (L, 9-0)	1926 (W, 9-6)	1-4-0
Nashville Terminals	1942 (W, 7-6)	1942 (W, 7-6)	1-0-0
Nashville Vols	1937 (L, 14-4)	1939 (L, 15-1)	0-2-0
Notre Dame	1923 (L, 3-1)	2003 (L, 3-1 [10])	2-4-0
Oakland	2005 (W, 8-3)	2012 (W, 11-4)	2-0-0
Oglethorpe	1918 (L, 1-0)	1969 (L, 9-1)	2-4-0
Ohio	1975 (L, 2-0)	2010 (W, 5-1)	9-3-0
Ohio State	1922 (W, 16-15)	1975 (L, 9-3)	2-2-0
Oklahoma	1978 (W, 8-7)	2008 (L, 11-10)	2-2-0
Oklahoma State	2010 (W, 7-6)	2023 (W, 11-9)	5-3-0
Old Dominion	2003 (L, 2-0)	2003 (L, 2-0)	0-1-0
Oregon	2012 (L, 4-2)	2023 (L, 8-7)	4-5-0
Oregon State	2008 (W, 8-1)	2022 (L, 7-6)	4-3-0
Pennsylvania	1898 (L, 10-0)	1898 (L, 7-3)	0-2-0
Pittsburgh	2006 (W, 2-1)	2007 (W, 4-3)	2-0-0
Penn State	1987 (W, 5-4)	1987 (W, 5-4)	1-0-0
Presbyterian	2013 (W, 5-2)	2021 (W, 10-0)	4-0-0
Princeton	1921 (L, 3-2)	2004 (W, 11-1)	1-2-0
Providence	1927 (W, 6-5)	1975 (L, 2-0)	2-1-0
Purdue	1947 (L, 10-3)	2011 (W, 9-0)	10-4-1
Quinnipiac	2015 (W, 9-2)	2015 (W, 8-0)	2-0-0
Radford	2015 (W, 21-0)	2016 (W, 21-0)	3-0-0
Rhode Island	2012 (W, 9-4)	2012 (W, 8-0)	3-0-0
Rice	1990 (L, 4-3)	2007 (W, 7-3)	1-2-0
Rockhurst	1999 (L, 8-5)	1999 (L, 8-5)	0-1-0
Rollins	1976 (L, 10-5)	1993 (W, 10-4)	3-5-0
Rutgers	2003 (W, 3-2 [12])	2003 (W, 3-2 [12])	1-0-0
St Bonaventure	1994 (W, 14-1)	1994 (W, 14-1)	1-0-0
St. John's	2001 (W, 7-2)	2018 (W, 2-0)	3-0-0
St Joseph's	1984 (W, 17-4)	1994 (W, 7-4)	6-0-0
Saint Louis	2020 (W, 10-2)	2020 (W, 10-2)	1-0-0
St Mary's	1978 (W, 6-3)	2017 (W, 9-1)	4-0-0
Sam Houston State	2018 (L, 7-6)	2018 (L, 7-6)	0-1-0
Samford	1983 (W, 18-0)	2019 (W, 11-6)	15-8-0
San Diego	2006 (L, 10-0)	2022 (W, 14-4)	10-5-0
Santa Clara	2015 (W, 6-5 [10])	2015 (W, 6-5 [10])	2-1-0
Sewanee	1886 (W, 10-2)	1969 (L, 5-2)	69-35-3
Seton Hall	1982 (W, 7-5)	1982 (W, 7-5)	1-0-0
Siena	2012 (W, 12-2)	2012 (W, 11-4)	2-0-0
South Alabama	1972 (L, 5-2)	2020 (W, 4-0)	6-5-0
South Carolina-Spartanburg	1987 (W, 14-3)	1987 (W, 14-3)	1-0-0
Southeast Missouri State	2008 (L, 12-8)	2019 (W, 11-3)	2-1-0
Southeast Oklahoma	1978 (W, 6-5)	1978 (W, 6-5)	1-0-0
South Carolina	1992 (L, 21-1)	2023 (W, 6-4)	41-62-0
Southeastern Louisiana	2017 (W, 9-6)	2017 (W, 4-2)	2-0-0
Southern California	1973 (W, 5-4)	2020 (L, 2-1)	3-2-0
Southern Illinois	1972 (W, 2-1)	2004 (W, 15-0)	3-2-0
Southern Illinois-Edwardsville	1974 (L, 5-2)	1974 (W, 10-4)	1-1-0
South Kentucky College	1908 (W, 6-3)	1908 (W, 15-6)	2-1-0
Southern Mississippi	1985 (L, 14-12)	1986 (L, 2-1)	1-3-0
Stanford	1973 (L, 6-0)	2021 (W, 6-5)	11-9-0
Stony Brook	2008 (W, 9-4)	2008 (W, 9-4)	1-0-0
Southwestern Baptist	1904 (W, 9-6)	1904 (W, 2-1)	2-1-0
Southwestern Presbyterian	1900 (W, 20-8)	1921 (W, 13-4)	21-6-1
Temple	2002 (W, 10-6)	2002 (W, 10-6)	1-0-0
Tennessee	1897 (W, 10-4)	2023 (L, 10-5)	160-184-2
Tennessee-Chattanooga	1909 (W, 19-1)	1980 (W, 7-3)	9-0-0
Tennessee-Martin	1995 (L, 11-9)	2021 (W, 5-4)	14-1-0
Tennessee State	1978 (W, 19-6)	1993 (W, 5-2)	15-1-1
Tennessee Tech	1928 (L, 3-2)	2023 (W, 12-1)	49-23-0
Tennessee Temple	1987 (W, 14-1)	1987 (W, 14-1)	1-0-0
Tennessee Wesleyan	1986 (W, 12-5)	1986 (W, 12-5)	1-0-0
Texas	1900 (L, 3-2)	2023 (W, 12-2)	8-7-0
Texas A&M	2013 (L, 5-0)	2023 (W, 10-4)	10-13-0
Texas Christian	2015 (L, 4-2)	2023 (L, 11-4)	4-3-0
Toledo	2020 (W, 11-2)	2020 (11-2)	1-0-0

Team	First Meeting	Last Meeting	W-L-T
TPI	1942 (L, 7-4)	1942 (L, 7-4)	0-1-0
Trevecca	1977 (W, 8-7)	2003 (W, 4-0)	15-2-0
Troy	1939 (W, 4-2)	2011 (W, 10-2)	7-0-0
Tulane	1953 (L, 14-2)	1957 (L, 10-5)	3-7-0
Union	1971 (L, 8-7)	1979 (W, 17-2)	7-2-0
Univ. of Nashville	1893 (W, 5-1)	1906 (W, 18-5)	13-1-0
UMass-Lowell	2018 (W, 15-0)	2018 (W, 9-2)	3-0-0
US Navy Base	1939 (W, 12-8)	1939 (W, 12-8)	1-0-0
Valdosta State	1961 (W, 5-4)	1974 (W, 8-4)	5-1-0
Valparaiso	1998 (W, 16-7)	2000 (W, 12-1)	2-0-0
Vermont	2009 (W, 14-1)	2009 (W, 14-1)	3-0-0
Villanova	1985 (L, 5-3)	1985 (L, 5-3)	0-1-0
Virginia	1892 (W, 5-4)	2019 (W, 15-9)	6-3-0
Virginia Military Institute	1983 (W, 6-4)	2005 (W, 5-2)	3-0-0
Virginia Tech	1978 (L, 17-9)	1978 (L, 17-9)	0-1-0
Wagner	2022 (W, 12-7)	2022 (W, 15-5)	3-0-0
Wake Forest	1991 (W, 7-6)	1999 (L, 3-2)	1-1-0
Washington and Lee	1892 (L, 0-11)	1921 (W, 13-4)	2-1-0
Washington State	1973 (L, 6-2)	1973 (L, 6-2)	0-1-0
Washington	2016 (L, 9-8)	2016 (L, 9-8)	0-1-0
Washington University	1904 (W, 14-3)	1904 (W, 14-3)	1-0-0
Western Carolina	2008 (W, 5-3)	2008 (W, 11-4)	2-0-0
Western Illinois	1947 (W, 4-0)	1947 (W, 4-0)	1-0-0
Western Kentucky	1913 (L, 2-0)	2023 (W, 8-1)	71-31-2
Western Kentucky Normal	1926 (W, 6-3)	1926 (W, 6-3)	1-0-0
Western Kentucky Teachers	1936 (L, 8-1)	1941 (W, 7-4)	3-4-0
Western Michigan	1970 (W, 6-5)	1970 (W, 5-3)	2-0-0
West Tennessee Teach	1933 (W, 4-0)	1935 (W, 15-10)	7-2-0
West Virginia	1970 (L, 3-2)	2002 (W, 10-5)	5-4-0
William Carey	1986 (W, 6-4)	1986 (W, 6-4)	1-0-0
Winthrop	2014 (W, 9-1)	2014 (W, 4-1)	3-0
Wisconsin	1929 (W, N/A)	1931 (L, 6-4)	1-4-0
Wisconsin-Eau Claire	1979 (W, 11-4)	1983 (W, 9-8)	5-0-0
Wisconsin-Super	1975 (W, 18-1)	1975 (W, 6-4)	3-0-0
Wittenberg	1960 (W, 13-12)	1964 (L, 7-3)	2-1-0
Wofford	2010 (W, 7-2)	2015 (W, 5-3)	5-0-0
Wright State	2009 (W, 12-3)	2021 (W, 1-0)	4-0-0
Xavier	1995 (L, 22-8)	2023 (L, 2-1)	8-4-0
Yale	1927 (L, 2-0)	2000 (W, 22-5)	2-1-0

SEC Tournament History

★ 1980, 2007, 2019, 2023 SEC Tournament Champions ★
27 Appearances ★ 57-42 Overall Record

2023 • Tournament Champions

Vanderbilt 6, Auburn 4
Florida 6, Vanderbilt 3
Vanderbilt 9, Alabama 2
Vanderbilt 11, Florida 6
Vanderbilt 10, Texas A&M 4

2022

Vanderbilt 3, Ole Miss 1
Tennessee 10, Vanderbilt 1
Kentucky 10, Vanderbilt 2

2021

Vanderbilt 5, Ole Miss 4
Arkansas 6, Vanderbilt 4
Ole Miss 4, Vanderbilt 1

2019 • Tournament Champions

Vanderbilt 11, Auburn 1 (8)
Vanderbilt 1, Mississippi State 0
Vanderbilt 13, LSU 4
Vanderbilt 11, Ole Miss 10

2018

Texas A&M 3, Vanderbilt 1

2017

South Carolina 7, Vanderbilt 4 (11)

2016

Vanderbilt 7, Missouri 0
Vanderbilt 6, Texas A&M 5
Ole Miss 12, Vanderbilt 9
Texas A&M 13, Vanderbilt 3 (7)

2015 • Tournament Runner-up

Vanderbilt 7, Missouri 6 (10 inn.)
Texas A&M 6, Vanderbilt 1
Vanderbilt 16, Alabama 1 (7 inn.)
Vanderbilt 12, Texas A&M 3
Florida 7, Vanderbilt 3

2014

Vanderbilt 3, Tennessee 2
LSU 11, Vanderbilt 1 (7 inn.)
Ole Miss 7, Vanderbilt 2

2013 • Tournament Runner-up

Texas A&M 5, Vanderbilt 0
Vanderbilt 4, South Carolina 3 (10 inn.)
Vanderbilt 3, Texas A&M 0
Vanderbilt 16, Mississippi State 8
LSU 5, Vanderbilt 4 (11 inn.)

2012 • Tournament Runner-up

Vanderbilt 4, Georgia 1
Vanderbilt 3, South Carolina 2
Vanderbilt 2, Florida 1
Vanderbilt 8, Florida 6
Mississippi State 3, Vanderbilt 0

2011 • Tournament Runner-up

Vanderbilt 10, Georgia 0 (7 inn.)
Vanderbilt 7, South Carolina 2
Vanderbilt 3, Arkansas 2
Florida 5, Vanderbilt 0

2010

Vanderbilt 2, Arkansas 0
LSU 7, Vanderbilt 5
Florida 5, Vanderbilt 2

2009 • Tournament Runner-up

Vanderbilt 4, LSU 1
Vanderbilt 5, South Carolina 4
Vanderbilt 11, Arkansas 1
LSU 6, Vanderbilt 2

2008

Vanderbilt 7, Florida 3
LSU 8, Vanderbilt 2
Vanderbilt 7, South Carolina 5
Vanderbilt 7, Ole Miss 4
Ole Miss 8, Vanderbilt 7

2007 • Tournament Champions

Tennessee 6, Vanderbilt 4
Vanderbilt 3, Mississippi State 2
Vanderbilt 15, Tennessee 2
Vanderbilt 13, Ole Miss 1 (8)
Vanderbilt 7, Ole Miss 6 (10)
Vanderbilt 7, Arkansas 4

2006 • Tournament Runner-up

Vanderbilt 9, Georgia 4
Vanderbilt 11, South Carolina 1 (7)
Georgia 5, Vanderbilt 4
Vanderbilt 11, Georgia 1 (7)
Ole Miss 9, Vanderbilt 3

2004 • Tournament Runner-up

Vanderbilt 6, Georgia 0
Vanderbilt 3, Florida 0
Vanderbilt 6, Florida 5 (12)
South Carolina 3, Vanderbilt 2

2003

Auburn 3, Vanderbilt 1
South Carolina 3, Vanderbilt 2

1996

Mississippi State 8, Vanderbilt 5

1995

Vanderbilt 9, Tennessee 4
Vanderbilt 4, Florida 2
Kentucky 9, Vanderbilt 6
Tennessee 4, Vanderbilt 3

1994 • Tournament Runner-up

Tennessee 20, Vanderbilt 12
Vanderbilt 15, Florida 7
Vanderbilt 15, Kentucky 6
Vanderbilt 6, Georgia 1
Vanderbilt 4, Tennessee 1
Tennessee 6, Vanderbilt 3

1993

Tennessee 7, Vanderbilt 4
Vanderbilt 11, South Carolina 7
Tennessee 11, Vanderbilt 5

1992

LSU 7, Vanderbilt 2
South Carolina 14, Vanderbilt 1

1990

Vanderbilt 6, Georgia 3
Vanderbilt 4, Auburn 3
LSU 13, Vanderbilt 5
Mississippi State 17, Vanderbilt 9

1980 - Champions

Auburn 3, Vanderbilt 2
Vanderbilt 11, Florida 7
Vanderbilt 21, Ole Miss 0
Vanderbilt 16, Auburn 3
Vanderbilt 13, Auburn 0

1977

Ole Miss 9, Vanderbilt 7
Mississippi State 15, Vanderbilt 2

Individual Records

Hitting

At-Bats 6 (13)
Philip Clarke vs. Ole Miss (5.26.19)
Runs 6
Charles DeFrance vs. Ole Miss (5.12.80)
Hits 5
JJ Bleday vs. Auburn (5.22.19)
RBI 5
Stephen Scott vs. Auburn (5.22.19)
Doubles 3 (2)
Harrison Ray vs. Ole Miss (5.26.19)
Triples 1 (multiple)
Home Runs 2 (2)
Dansby Swanson vs. Missouri (5.20.15)
Total Bases 12
Charles DeFrance vs. Ole Miss (5.12.80)
Walks 3 (13)
Harrison Ray vs. Duke (6.7.19)
Strikeouts 4 (2)
Will Toffey vs. Indiana (5.30.15)
Sacrifice Hits 1 (multiple)
Sacrifice Flies 1 (multiple)
Stolen Bases 3 (3)
Anthony Gomez vs. Florida (5.26.12)
Stolen Bases Attempts 4
Anthony Gomez vs. Florida (5.26.12)
Hit-by-Pitch 3
Boomer Whipple vs. Florida (5.20.94)

Pitching

Innings Pitched 9.0 (multiple)
Mike Minor vs. LSU (5.20.09)
Hits Allowed 13
Joe Barba vs. Florida (5.20.94)
Runs Allowed 10
Kyle Wright vs. Texas A&M (5.27.16)
Earned Runs Allowed 9
Kyle Wright vs. Texas A&M (5.27.16)
Walks 9
Barry Ralston vs. Florida (5.11.80)
Strikeouts 12
Ryan Mullins vs. Florida (5.27.04)
Wild Pitches 3 (2)
Hugh Fisher vs. LSU (5.25.19)
Low Hit (Complete Game) 3
Jeremy Sowers vs. Georgia (5.26.04)
Home Runs Allowed 3 (2)
Rick Giannola vs. Kentucky (5.21.94)

Fielding

Putouts 14 (2)
Andrew Giobbi vs. South Carolina (5.21.09)
Assists 9
Riley Reynolds vs. LSU (5.20.09)
Errors 2 (multiple)

Team Records

Hitting

At-Bats 49
vs. Ole Miss (5.12.80)
Runs 21
vs. Ole Miss (5.12.80)
Hits 24
vs. Ole Miss (5.12.80)
RBI 20
vs. Ole Miss (5.12.80)
Doubles 8
vs. Alabama (5.22.15)
Triples 2 (2)
vs. Georgia (5.27.06)
Home Runs 4 (2)
vs. Missouri (5.20.14)
Total Bases 98
vs. Ole Miss (5.12.80)
Sacrifice Hits 3 (3)
vs. Florida (5.26.12)
Sacrifice Flies 2 (7)
vs. Alabama (5.22.15)
Stolen Bases 7
vs. Florida (5.26.12)
Stolen Base Attempts 9
vs. Florida (5.26.12)
Hit-by-Pitch 4 (2)
vs. LSU (5.26.13)
Left on Base 16
vs. Ole Miss (5.12.80)

Pitching

Hits Allowed 20
vs. Tennessee (5.19.94)
Fewest Hits Allowed 1
vs. Georgia (5.25.11)
Most Walks 8 (4)
vs. Ole Miss (5.26.19)
Fewest Walks 0 (3)
vs. Mississippi State (5.24.07)
Strikeouts 14
vs. South Carolina (5.21.09)
Wild Pitches 3 (3)
vs. LSU (5.25.19)
Home Runs Allowed 3 (5)
vs. Texas A&M (5.21.15)

Fielding

Assists 17
vs. LSU (5.20.09)
Errors 4
vs. Texas A&M (5.27.16)

NCAA Tournament Results

2021 National Runner-Up ★ 2019 National Champions ★ 2014 National Champions ★ 2015 National Runner-Up ★ 21 Appearances ★ 10 Super Regionals ★ 5 College World Series ★ 81-47 Overall Record

2023

Regional • Nashville, Tenn.

June 2 Vanderbilt 12, Eastern Illinois 2
June 3 Oregon 8, Vanderbilt 7
June 4 Xavier 2, Vanderbilt 1

2022

Regional • Corvallis, Ore.

June 3 San Diego 3, Vanderbilt 2
June 4 Vanderbilt 21, New Mexico State 1
June 5 Vanderbilt 14, San Diego 4
June 5 Vanderbilt 8, Oregon State 1
June 6 Oregon State 7, Vanderbilt 6

2021 • National Runner-up

Regional • Nashville, Tenn.

June 4 Vanderbilt 10, Presbyterian 0
June 5 Vanderbilt 4, Georgia Tech 3
June 6 Vanderbilt 14, Georgia Tech 11 (11)
Super Regional • Nashville, Tenn.

June 11 Vanderbilt 2, East Carolina 0
June 12 Vanderbilt 4, East Carolina 1

College World Series • Omaha, Neb.

June 19 Vanderbilt 7, Arizona 6 (12)
June 21 NC State 1, Vanderbilt 0
June 23 Vanderbilt 6, Stanford 5
June 25 Vanderbilt 3, NC State 1
June 28 Vanderbilt 8, Mississippi State 2
June 29 Mississippi State 13, Vanderbilt 2
June 30 Mississippi State 9, Vanderbilt 0

2019 • National Champions

Regional • Nashville, Tenn.

May 31 Vanderbilt 8, Ohio State 2
June 1 Vanderbilt 8, Indiana State 5
June 2 Vanderbilt 12, Indiana State 1
Super Regional • Nashville, Tenn.

June 7 Duke 18, Vanderbilt 5
June 8 Vanderbilt 3, Duke 0
June 8 Vanderbilt 13, Duke 2

College World Series • Omaha, Neb.

June 16 Vanderbilt 3, Louisville 1
June 19 Vanderbilt 6, Mississippi State 3
June 21 Vanderbilt 3, Louisville 2
June 24 Michigan 7, Vanderbilt 4
June 25 Vanderbilt 4, Michigan 1
June 26 Vanderbilt 8, Michigan 2

2018

Regional • Clemson, S.C.

June 1 Vanderbilt 2, St. John's 0
June 2 Vanderbilt 4, Clemson 3
June 3 Vanderbilt 19, Clemson 6
Super Regional • Nashville, Tenn.
June 8 Mississippi State 10, Vanderbilt 8
June 9 Vanderbilt 4, Mississippi State 3
June 10 Mississippi State 10, Vanderbilt 6 (11)

2017

Regional • Clemson, S.C.

June 2 Vanderbilt 13, St. John's 4
June 3 Vanderbilt 9, Clemson 4
June 4 Clemson 6, Vanderbilt 0
June 5 Vanderbilt 8, Clemson 0
Super Regional • Corvallis, Ore.
June 9 Oregon State 8, Vanderbilt 4
June 10 Oregon State 9, Vanderbilt 2

2016

Regional • Nashville, Tenn.

June 4 Xavier 15, Vanderbilt 1
June 4 Washington 9, Vanderbilt 8

2015 • National Runner-up

Regional • Nashville, Tenn.

May 29 Vanderbilt 9, Lipscomb 1
May 30 Vanderbilt 6, Indiana 4
June 1 Vanderbilt 21, Radford 0
Super Regional • Champaign, Ill.
June 6 Vanderbilt 13, Illinois 0
June 8 Vanderbilt 4, Illinois 2
College World Series • Omaha, Neb.

June 15 Vanderbilt 4, Cal State Fullerton 3
June 16 Vanderbilt 1, TCU 0
June 19 Vanderbilt 7, TCU 1
June 22 Vanderbilt 5, Virginia 1
June 23 Virginia 3, Vanderbilt 0
June 24 Virginia 4, Vanderbilt 2

2014 • National Champions

Regional • Nashville, Tenn.

May 30 Vanderbilt 11, Xavier 0
May 31 Vanderbilt 7, Oregon 2
June 1 Vanderbilt 3, Oregon 2
Super Regional • Nashville, Tenn.

June 6 Vanderbilt 11, Stanford 6
June 7 Stanford 5, Vanderbilt 4
June 8 Vanderbilt 12, Stanford 5
College World Series • Omaha, Neb.

June 14 Vanderbilt 5, Louisville 3
June 16 Vanderbilt 6, UC Irvine 4
June 20 Texas 4, Vanderbilt 0
June 21 Vanderbilt 4, Texas 3 (10)
June 23 Vanderbilt 9, Virginia 8
June 24 Virginia 7, Vanderbilt 2
June 25 Vanderbilt 3, Virginia 2

2013

Regional • Nashville, Tenn.

May 31 Vanderbilt 9, East Tennessee State 1
June 1 Vanderbilt 10, Illinois 4
June 2 Georgia Tech 5, Vanderbilt 0
June 3 Vanderbilt 7, Georgia Tech 1
Super Regional • Nashville, Tenn.
June 8 Louisville 5, Vanderbilt 3
June 9 Louisville 2, Vanderbilt 1

2012

Regional • Raleigh, N.C.

June 1 Vanderbilt 8, UNC-Wilmington 2
June 2 Vanderbilt 9, NC State 8
June 3 NC State 6, Vanderbilt 5
June 4 NC State 9, Vanderbilt 7

2011 • College World Series

Regional • Nashville, Tenn.

June 3 Vanderbilt 10, Belmont 0
June 4 Vanderbilt 10, Troy 2
June 5 Vanderbilt 6, Belmont 1
Super Regional • Nashville, Tenn.

June 10 Vanderbilt 11, Oregon State 1
June 11 Vanderbilt 9, Oregon State 3
College World Series • Omaha, Neb.
June 18 Vanderbilt 7, North Carolina 3
June 20 Florida 3, Vanderbilt 1
June 22 Vanderbilt 5, North Carolina 1
June 24 Florida 6, Vanderbilt 4

2010

Regional • Louisville, Ky.

June 4 Vanderbilt 8, Illinois State 7 (13)
June 5 Louisville 7, Vanderbilt 1
June 6 Vanderbilt 10, Illinois State 4
June 6 Vanderbilt 7, Louisville 0
June 7 Vanderbilt 3, Louisville 2 (10)
Super Regional • Tallahassee, Fla.
June 11 Florida State 9, Vanderbilt 8
June 12 Vanderbilt 6, Florida State 2
June 13 Florida State 7, Vanderbilt 6

2009

Regional • Louisville, Ky.

May 29 Middle Tennessee 5, Vanderbilt 4
May 30 Vanderbilt 10, Indiana 0
May 31 Vanderbilt 6, Middle Tennessee 0
May 31 Vanderbilt 8, Louisville 4
June 1 Louisville 5, Vanderbilt 3

2008

Regional • Tempe, Ariz.

May 30 Oklahoma 8, Vanderbilt 5
May 31 Vanderbilt 9, Stony Brook 4
June 1 Oklahoma 11, Vanderbilt 10

2007

Regional • Nashville, Tenn.

June 1 Vanderbilt 2, Austin Peay 1 (11)
June 2 Michigan 4, Vanderbilt 3
June 3 Vanderbilt 11, Austin Peay 5
June 3 Vanderbilt 10, Michigan 7
June 4 Michigan 4, Vanderbilt 3 (10)

2006

Regional • Atlanta, Ga.

June 2 Vanderbilt 5, Michigan
June 3 Georgia Tech 7, Vanderbilt 3
June 4 Vanderbilt 5, Michigan 4
June 4 Georgia Tech 8, Vanderbilt 4

2004

Regional • Charlottesville, Va.

June 4 Vanderbilt 7, George Mason 3
June 5 Vanderbilt 11, Princeton 1
June 6 Vanderbilt 7, Virginia 3
Super Regional • Austin, Texas
June 11 Texas 15, Vanderbilt 3
June 12 Texas 10, Vanderbilt 2

1980

Regional • Tallahassee, Fla.

May 22 Western Kentucky 15, Vanderbilt 4
May 23 New Orleans 8, Vanderbilt 2
(game completed May 24 due to rain)

1974

Regional • Starkville, Miss.

May 23 Vanderbilt 2, East Carolina 1
May 24 Miami 7, Vanderbilt 1
May 25 Georgia Southern 5, Vanderbilt 3

1973

Regional • Starkville, Miss.

May 24 Vanderbilt 6, Georgia Southern 2
May 26 Vanderbilt 4, North Carolina State 2
May 26 Georgia Southern 5, Vanderbilt 2
May 28 Miami 6, Vanderbilt 5

NCAA Tournament Records

Individual Records

Hitting

At-Bats	7 (4)
Connor Kaiser at Clemson (6.3.18)	
Runs	4 (3)
Enrique Bradfield Jr. and Spencer Jones vs. New Mexico State (6.4.22)	
Hits	5
Connor Kaiser at Clemson (6.3.18)	
RBI	10
Connor Kaiser at Clemson (6.3.18)	
Doubles	3 (2)
Julian Infante vs. Indiana State (6.1.19)	
Triples	1 (multiple)
Home Runs	3 (2)
Connor Kaiser at Clemson (6.3.18)	
Total Bases	14
Connor Kaiser at Clemson (6.3.18)	
Walks	3 (13)
Harrison Ray vs. Duke (6.7.19)	
Strikeouts	4 (2)
Will Toffey vs. Indiana (5.30.15)	
Sacrifice Hits	2 (2)
Jack Lupo vs. Georgia Tech (6.3.13)	
Sacrifice Flies	2
Anthony Gomez vs. Troy (6.4.11)	
Stolen Bases	4
Enrique Bradfield Jr. vs. Georgia Tech (6.6.21)	
Stolen Bases Attempts	4 (2)
Enrique Bradfield Jr. vs. Georgia Tech (6.6.21)	
Hit-by-Pitch	2 (5)
R. Wiseman • J. Kendall vs. Radford (5.31.15)	

Pitching

Innings Pitched	9.0 (9)
Kumar Rocker vs. Duke (6.8.19)	
Walker Buehler vs. Oregon (6.1.14)	
Richie Goodenow vs. Louisville (6.6.10)	
Caleb Cotham vs. Middle Tennessee (5.31.09)	
David Price vs. Austin Peay (6.1.07)	
Matt Buschmann vs. Michigan (6.2.06)	
Ryan Mullins vs. Princeton (6.5.04)	
Jeff Peebles vs. Georgia Southern (5.24.73)	
Jeff Peebles vs. Miami (Fla.) (5.28.73)	
Hits	13
David Nenad vs. Western Kentucky (5.22.80)	
Runs	9
David Nenad vs. Western Kentucky (5.22.80)	
Earned Runs	9
David Nenad vs. Western Kentucky (5.22.80)	
Walks	6 (3)
Carson Fulmer vs. Texas (6.21.14)	
Strikeouts	19
Kumar Rocker vs. Duke (6.8.19)	
Wild Pitches	3
Carson Fulmer vs. Cal State Fullerton (6.12.15)	

Fielding

Putouts	21
Shea Robin vs. Austin Peay (6.1.07)	
Assists	8
Dansby Swanson vs. Virginia (6.24.15)	
Errors	3
Ted Shipley vs. Miami (Fla.) (5.24.74)	
Passed Balls	2
Spencer Navin vs. Louisville (6.8.13)	

Team Records

Hitting

At-Bats	49
vs. Illinois State (6.4.10)	
Runs	21 (2)
vs. Radford (5.31.15)	
vs. New Mexico State (6.4.22)	
Hits	20 (2)
vs. Clemson (6.3.18)	
RBI	21
vs. New Mexico State (6.4.22)	
Doubles	8
vs. Clemson (6.3.17)	
Triples	4
vs. Radford (5.31.15)	
Home Runs	9
vs. Clemson (6.3.18)	
Total Bases	48
vs. Clemson (6.3.18)	
Sacrifice Hits	4 (2)
vs. St. John's (6.2.17)	
Sacrifice Flies	2 (8)
vs. St. John's (6.2.17)	
Stolen Bases	8
vs. UNC-Wilmington (6.1.12)	
Stolen Base Attempts	9
vs. UNC-Wilmington (6.1.12)	
Walks	11
vs. Clemson (6.3.18)	
Hit-by-Pitch	7
vs. Radford (5.31.15)	
Strikeouts	16
vs. Mississippi State (6.10.18)	
Left on Base	17 (3)
vs. Mississippi State (6.10.18)	

Pitching

Innings Pitched	13.0 (2)
vs. Illinois State (6.4.10)	
Hits	15 (2)
Duke (6.7.19)	
Fewest Hits	0
Duke (6.8.19)	
Fewest Runs	0 (10)
Duke (6.8.19)	
Walks	12
New Orleans (5.23.80)	
Fewest Walks	0 (2)
Stanford (6.7.14)	
Strikeouts	22
Austin Peay (6.1.07)	
Wild Pitches	4
Duke (6.7.19)	

Fielding

Assists	20
Virginia (6.24.15)	
Errors	6
Miami (Fla.) (5.24.74)	

Miscellaneous

Margin of Victory	21
vs. Radford [21-0] (5.31.15)	

NCAA Regional History

20 NCAA Regionals ★ 48-23 Record

2023 Nashville, Tenn.

June 2 Vanderbilt 12, Eastern Illinois 2
June 3 Oregon 8, Vanderbilt 7
June 4 Xavier 2, Vanderbilt 1

2022 Corvallis, Ore.

June 3 San Diego 3, Vanderbilt 2
June 4 Vanderbilt 21, New Mexico State 1
June 5 Vanderbilt 14, San Diego 4
June 5 Vanderbilt 8, Oregon State 1
June 6 Oregon State 7, Vanderbilt 6

2021 - National Runner-up Nashville, Tenn.

June 4 Vanderbilt 10, Presbyterian 0
June 5 Vanderbilt 4, Georgia Tech 3
June 6 Vanderbilt 14, Georgia Tech 11 (11)

2019 - National Champions Nashville, Tenn.

May 31 Vanderbilt 8, Ohio State 2
June 1 Vanderbilt 8, Indiana State 5
June 2 Vanderbilt 12, Indiana State 1

2018 Clemson, S.C.

June 1 Vanderbilt 2, St. John's 0
June 2 Vanderbilt 4, Clemson 3
June 3 Vanderbilt 19, Clemson 6

2017 Clemson, S.C.

June 2 Vanderbilt 13, St. John's 4
June 3 Vanderbilt 9, Clemson 4
June 4 Clemson 6, Vanderbilt 0
June 5 Vanderbilt 8, Clemson 0

2016 Nashville, Tenn.

June 4 Xavier 15, Vanderbilt 1
June 4 Washington 9, Vanderbilt 8

2015 - National Runner-up Nashville, Tenn.

May 29 Vanderbilt 9, Lipscomb 1
May 30 Vanderbilt 6, Indiana 4
June 1 Vanderbilt 21, Radford 0

2014 - National Champions Nashville, Tenn.

May 30 Vanderbilt 11, Xavier 0
May 31 Vanderbilt 7, Oregon 2
June 1 Vanderbilt 3, Oregon 2

2013 Nashville, Tenn.

May 31 Vanderbilt 9, East Tennessee State 1
June 1 Vanderbilt 10, Illinois 4
June 2 Georgia Tech 5, Vanderbilt 0
June 3 Vanderbilt 7, Georgia Tech 1

2012 Raleigh, N.C.

June 1 Vanderbilt 8, UNC-Wilmington 2
June 2 Vanderbilt 9, NC State 8
June 3 NC State 6, Vanderbilt 5
June 4 NC State 9, Vanderbilt 7

2011 - College World Series Nashville, Tenn.

June 3 Vanderbilt 10, Belmont 0
June 4 Vanderbilt 10, Troy 2
June 5 Vanderbilt 6, Belmont 1

2010 Louisville, Ky.

June 4 Vanderbilt 8, Illinois State 7 (13)
June 5 Louisville 7, Vanderbilt 1
June 6 Vanderbilt 10, Illinois State 4
June 6 Vanderbilt 7, Louisville 0
June 7 Vanderbilt 3, Louisville 2 (10)

2009 Louisville, Ky.

May 29 Middle Tennessee 5, Vanderbilt 4
May 30 Vanderbilt 10, Indiana 0
May 31 Vanderbilt 6, Middle Tennessee 0
May 31 Vanderbilt 8, Louisville 4
June 1 Louisville 5, Vanderbilt 3

2008 Tempe, Ariz.

May 30 Oklahoma 8, Vanderbilt 5
May 31 Vanderbilt 9, Stony Brook 4
June 1 Oklahoma 11, Vanderbilt 10

2007 Nashville, Tenn.

June 1 Vanderbilt 2, Austin Peay 1 (11)
June 2 Michigan 4, Vanderbilt 3
June 3 Vanderbilt 11, Austin Peay 5
June 3 Vanderbilt 10, Michigan 7
June 4 Michigan 4, Vanderbilt 3 (10)

2006 Atlanta, Ga.

June 2 Vanderbilt 5, Michigan
June 3 Georgia Tech 7, Vanderbilt 3
June 4 Vanderbilt 5, Michigan 4
June 4 Georgia Tech 8, Vanderbilt 4

2004 Charlottesville, Va.

June 4 Vanderbilt 7, George Mason 3
June 5 Vanderbilt 11, Princeton 1
June 6 Vanderbilt 7, Virginia 3

1980 Tallahassee, Fla.

May 22 Western Kentucky 15, Vanderbilt 4
May 23 New Orleans 8, Vanderbilt 2
(game completed on May 24 due to rain)

1974 Starkville, Miss.

May 23 Vanderbilt 2, East Carolina 1
May 24 Miami 7, Vanderbilt 1
May 25 Ga. Southern 5, Vanderbilt 3

1973 Starkville, Miss.

May 24 Vanderbilt 6, Georgia Southern 2
May 26 Vanderbilt 4, North Carolina State 2
May 26 Georgia Southern 5, Vanderbilt 2
May 28 Miami 6, Vanderbilt 5

Individual Records

Hitting and Base Running Category vs Opponent

At-Bats..... 7 4x, last Connor Kaiser at Clemson (6/3/18)
Runs..... 4 5x, last Enrique Bradfield Jr. and Spencer Jones vs. New Mexico State (6/4/22)
Hits..... 5 2x, last Connor Kaiser at Clemson (6/3/18)
RBI..... 10 Connor Kaiser at Clemson (6/3/18)
Doubles..... 3 Twice, last Julian Infante vs. Indiana State (6/1/19)
Triples..... 1 11x, last Philip Clarke vs. Indiana State (6/2/19)
Home Runs..... 3 Connor Kaiser at Clemson (6/3/18)
Total Bases..... 14 Connor Kaiser at Clemson (6/3/18)
Walks..... 3 7x, last Pat DeMarco vs. Ohio State (5/31/19)
Strikeouts..... 4 2x, last Connor Kaiser vs. Clemson (6/3/17)
Sac Hits..... 2 3x, last Ro Coleman vs. St. John's (6/2/17)
Sac Flies..... 2 Anthony Gomez vs. Troy (6/4/11)
Stolen Bases..... 4 Enrique Bradfield Jr. vs. Georgia Tech (6/6/21)
Stolen Bases Atts..... 4 2x, last Enrique Bradfield Jr. vs. Georgia Tech (6/6/21)
Hit-by-Pitch..... 2 3x, last R. Wiseman, J. Kendall vs. Radford (5/31/15)

Pitching Category vs Opponent

Innings Pitched..... 9.0 9x, last Drake Fellows vs. Ohio State (5/31/19)
Walker Buehler vs. Oregon (6/1/14)
Richie Goodenow vs. Louisville (6/6/10)
Caleb Cotham vs. Middle Tennessee (5/31/09)
David Price vs. Austin Peay (6/1/07)
Matt Buschmann vs. Michigan (6/2/06)
Ryan Mullins vs. Princeton (6/5/04)
Jeff Peeples vs. Georgia Southern (5/24/73)
Jeff Peeples vs. Miami (Fla.) (5/28/73)
Most Hits..... 13 David Nenad vs. Western Kentucky (5/22/80)
Runs..... 9 David Nenad vs. Western Kentucky (5/22/80)
Earned Runs..... 9 David Nenad vs. Western Kentucky (5/22/80)
Walks..... 6 Jack Armstrong vs. Illinois State (6/6/10)
Strikeouts..... 17 David Price vs. Austin Peay (6/1/07)
Wild Pitches..... 2 3x, last Mason Hickman vs. Indiana State (6/2/19)
Low Hit CG..... 2 Richie Goodenow vs. Louisville (6/6/10)

Fielding Category vs Opponent

Putouts..... 21 Shea Robin vs. Austin Peay (6/1/07)
Assists..... 7 Brian Harris vs. Louisville (6/7/10)
Errors..... 3 Ted Shipley vs. Miami (Fla.) (5/24/74)
Passed Balls..... 1 5x, last Stephen Scott at Clemson (6/3/18)

Team Records

Hitting and Base Running Category vs Opponent

At-Bats..... 49 Illinois State (6/4/10)
Runs..... 21 2x, last New Mexico State (6/4/22)
Hits..... 20 2x, last Clemson (6/3/18)
RBI..... 21 New Mexico State (6/4/22)
Doubles..... 8 Clemson (6/3/17)
Triples..... 4 Radford (5/31/15)
Home Runs..... 9 Clemson (6/3/18)
Total Bases..... 48 Clemson (6/3/18)
Sac Hits..... 4 2x, last St. John's (6/2/17)
Sac Flies..... 2 8x, last St. John's (6/2/17)
Stolen Bases..... 8 UNC-Wilmington (6/1/12)
SB Attempts..... 9 UNC-Wilmington (6/1/12)
Walks..... 11 Clemson (6/3/18)
Hit-by-Pitch..... 7 Radford (5/31/15)
Strikeouts..... 11 6x, last Clemson (6/3/18)
Left on Base..... 17 Twice, last Illinois State (6/6/10)

Pitching Category vs Opponent

Innings Pitched..... 13.0 Twice, last Illinois State (6/4/10)
Most Hits..... 13 Twice, last at NC State (6/4/12)
Fewest Hits..... 2 Twice, last Louisville (6/6/10)
Fewest Runs..... 0 7x, last St. John's (6/1/18)
Walks..... 12 New Orleans (5/23/80)
Fewest Walks..... 0 UNC-Wilmington (6/1/12)
Strikeouts..... 22 Austin Peay (6/1/07)
Wild Pitches..... 2 4x, last Indiana State (6/2/19)

Fielding Category vs Opponent

Assists..... 18 NC State (6/2/12)
Errors..... 6 Miami (Fla.) (5/24/74)

Miscellaneous Category vs Opponent

Margin of Victory..... 21 Radford - 21-0 (5/31/15)

NCAA Super Regional History

Individual Records

Hitting and Base Running

Category		vs Opponent
At-Bats	6	5x, last C. Kaiser, S. Scott vs. Mississippi State (6/10/18)
Runs	3	5x, last Tyler Campbell at Illinois (6/6/15)
Hits	4	3x, last Bryan Reynolds vs. Stanford (6/6/14)
RBI	6	Aaron Westlake vs. Oregon State (6/11/11)
Doubles	2	3x, last Rhett Wiseman vs. Stanford (6/7/14)
Triples	1	4x, last Pat DeMarco vs. Duke (6/8/19)
Home Runs	3	Aaron Westlake vs. Oregon State (6/11/11)
Total Bases	12	Aaron Westlake vs. Oregon State (6/11/11)
Walks	3	4x, last Harrison Ray vs. Duke (6/7/19)
Strikeouts	4	Cesar Nichols at Texas (6/11/04)
Sac Hits	1	10x, last Tyler Campbell at Illinois (6/8/15)
Sac Flies	1	5x, last Stephen Scott vs. Duke (6/8/19)
Stolen Bases	2	4x, last Ethan Paul vs. Duke (6/9/19)
Stolen Bases Atts	2	4x, last Ethan Paul vs. Duke (6/9/19)
Hit-by-Pitch	1	Several times

Pitching

Category		vs Opponent
Innings Pitched	9.0	Kumar Rocker vs. Duke (6/8/19)
Most Hits	8	4x, last Kyle Wright at Oregon State (6/10/17)
Runs	7	4x, last Drake Fellows vs. Duke (6/7/19)
Earned Runs	7	2x, last Kyle Wright at Oregon State (6/10/17)
Walks	5	Carson Fulmer at Illinois (6/6/15)
Strikeouts	19	Kumar Rocker vs. Duke (6/8/19)
Wild Pitches	2	4x, last Drake Fellows vs. Mississippi State (6/8/18)

Fielding

Category		vs Opponent
Putouts	16	Ty Duvall vs. Duke (6/9/19)
Assists	6	Twice, last Philip Clarke vs. Duke (6/8/19)
Errors	2	Dansby Swanson vs. Stanford (6/8/14)
Passed Balls	2	Spencer Navin vs. Louisville (6/8/13)

Team Records

Hitting and Base Running

Category		vs Opponent
At-Bats	43	2x, last vs. Mississippi State (6/10/18)
Runs	13	Twice, last vs. Duke (6/9/19)
Hits	16	at Florida State (6/11/10)
RBI	12	vs. Duke (6/9/19)
Doubles	5	at Florida State (6/11/10)
Triples	1	4x, last vs. Duke (6/9/19)
Home Runs	5	vs. Duke (6/9/19)
Total Bases	33	at Florida State (6/11/10)
Sac Hits	3	at Florida State (6/12/10)
Sac Flies	1	5x, last vs. Duke (6/8/19)
Stolen Bases	6	2x, last at Illinois (6/8/15)
SB Attempts	6	2x, last at Illinois (6/8/15)
Walks	10	vs. Mississippi State (6/10/18)
Hit-by-Pitch	4	at Florida State (6/13/10)
Strikeouts	16	vs. Mississippi State (6/10/18)
Left on Base	17	vs. Mississippi State (6/10/18)

Pitching

Category		vs Opponent
Innings Pitched	11.0	vs. Mississippi State (6/10/18)
Most Hits	16	at Texas (6/11/04)
Fewest Hits	0	vs. Duke (6/8/19)
Fewest Runs	0	3x, last vs. Duke (6/8/19)
Walks	9	vs. Mississippi State (6/10/18)
Fewest Walks	0	vs. Stanford (6/7/14)
Strikeouts	19	vs. Duke (6/8/19)
Wild Pitches	4	vs. Duke (6/7/19)

Fielding

Category		vs Opponent
Assists	15	vs. Mississippi State (6/10/18)
Errors	3	2x, last vs. Mississippi State (6/8/18)

Miscellaneous

Category		vs Opponent
Margin of Victory	11	Duke (6/9/19)

10 NCAA Super Regionals ★ 12-12 Record

2021 - National Runner-up

Super Regional - Nashville, Tenn.	
June 11	Vanderbilt 2, East Carolina 0
June 12	Vanderbilt 4, East Carolina 1

2019 - National Champions

Super Regional - Nashville, Tenn.	
June 7	Duke 18, Vanderbilt 5
June 8	Vanderbilt 3, Duke 0
June 8	Vanderbilt 13, Duke 2

2018

Super Regional - Nashville, Tenn.

June 8	Mississippi State 10, Vanderbilt 8
June 9	Vanderbilt 4, Mississippi State 3
June 10	Mississippi State 10, Vanderbilt 6 (11)

2017

Super Regional - Corvallis, Ore.

June 9	Oregon State 8, Vanderbilt 4
June 10	Oregon State 9, Vanderbilt 2

2015 - National Runner-up

Super Regional - Champaign, Ill.

June 6	Vanderbilt 13, Illinois 0
June 8	Vanderbilt 4, Illinois 2

2014 - National Champions

Super Regional - Nashville, Tenn.

June 6	Vanderbilt 11, Stanford 6
June 7	Stanford 5, Vanderbilt 4
June 8	Vanderbilt 12, Stanford 5

2013

Super Regional - Nashville, Tenn.

June 8	Louisville 5, Vanderbilt 3
June 9	Louisville 2, Vanderbilt 1

2011 - College World Series

Super Regional - Nashville, Tenn.

June 10	Vanderbilt 11, Oregon State 1
June 11	Vanderbilt 9, Oregon State 3

2010

Super Regional - Tallahassee, Fla.

June 11	Florida State 9, Vanderbilt 8
June 12	Vanderbilt 6, Florida State 2
June 13	Florida State 7, Vanderbilt 6

2004

Super Regional - Austin, Texas

June 11	Texas 15, Vanderbilt 3
June 12	Texas 10, Vanderbilt 2

College World Series History

5 College World Series ★ 20-10 Record

2021 - National Runner-up

College World Series

June 19 Vanderbilt 7, Arizona 6 (12)
 June 21 NC State 1, Vanderbilt 0
 June 23 Vanderbilt 6, Stanford 5
 June 25 Vanderbilt 3, NC State 1
 June 28 Vanderbilt 8, Mississippi State 2
 June 29 Mississippi State 13, Vanderbilt 2
 June 30 Mississippi State 9, Vanderbilt 0

2019 - National Champions

College World Series

June 16 Vanderbilt 3, Louisville 1
 June 19 Vanderbilt 6, Mississippi State 3
 June 21 Vanderbilt 3, Louisville 2
 June 24 Michigan 7, Vanderbilt 4
 June 25 Vanderbilt 4, Michigan 1
 June 26 Vanderbilt 8, Michigan 2

2015 - National Runner-up

College World Series

June 15 Vanderbilt 4, Cal State Fullerton 3
 June 16 Vanderbilt 1, TCU 0
 June 19 Vanderbilt 7, TCU 1
 June 22 Vanderbilt 5, Virginia 1
 June 23 Virginia 3, Vanderbilt 0
 June 24 Virginia 4, Vanderbilt 2

2014 - National Champions

College World Series

June 14 Vanderbilt 5, Louisville 3
 June 16 Vanderbilt 6, UC Irvine 4
 June 20 Texas 4, Vanderbilt 0
 June 21 Vanderbilt 4, Texas 3 (10)
 June 23 Vanderbilt 9, Virginia 8
 June 24 Virginia 7, Vanderbilt 2
 June 25 Vanderbilt 3, Virginia 2

2011

College World Series

June 18 Vanderbilt 7, North Carolina 3
 June 20 Florida 3, Vanderbilt 1
 June 22 Vanderbilt 5, North Carolina 1
 June 24 Florida 6, Vanderbilt 4

Individual Records

Hitting and Base Running

Category

At-Bats.....6..... Four players vs. Arizona (6/19/21)
 Runs.....2... 13x, last Jayson Gonzalez vs. Mississippi State (6/28/21)
 Hits.....3..... 8x, last Enrique Bradfield Jr. vs. Stanford (6/23/21)
 RBI.....4..... Stephen Scott vs. Mississippi State (6/19/19)
 Doubles.....2..... 3x, last Zander Wiel vs. Cal State Fullerton (6/12/15)
 Triples.....1... 5x, last Enrique Bradfield Jr. vs. Mississippi State (6/29/21)
 Home Runs.....2... Twice, last Stephen Scott vs. Mississippi State (6/19/19)
 Total Bases.....8... Twice, last Stephen Scott vs. Mississippi State (6/19/19)
 Walks.....3..... 3x, last K. Ellison, V. Conde vs. Louisville (6/14/14)
 Strikeouts.....3... 12x, last Ty Duvall/Julian Infante vs. Michigan (6/26/19)
 Sac Hits.....1..... 12x, last Harrison Ray vs. Michigan (6/25/19)
 Sac Flies.....1..... 8x, last Ethan Paul vs. Michigan (6/26/19)
 Stolen Bases.....2..... 3x, last Vince Conde vs. Texas (6/21/15)
 Stolen Bases Atts.....2..... 3x, last Vince Conde vs. Texas (6/21/15)
 Hit-by-Pitch.....1... 19x, last Parker Noland/Tate Kolwyck vs. Mississippi State (6/28/21)

vs Opponent

Pitching

Category

Innings Pitched.....8.0..... Jack Leiter vs. NC State (6/19/21)
 Most Hits.....12..... Sonny Gray vs. Florida (6/24/11)
 Runs.....6..... Twice, last Tyler Beede vs. Virginia (6/24/14)
 Earned Runs.....6..... Twice, last Tyler Beede vs. Virginia (6/24/14)
 Walks.....6..... Carson Fulmer vs. Texas (6/21/14)
 Strikeouts.....15..... Jack Leiter vs. NC State (6/19/21)
 Wild Pitches.....3..... Carson Fulmer vs. Cal State Fullerton (6/12/15)

vs Opponent

Fielding

Category

Putouts.....17..... CJ Rodriguez vs. Arizona (6/19/21)
 Assists.....8..... Dansby Swanson vs. Virginia (6/24/15)
 Errors.....2..... Dominic Keegan vs. Arizona (6/19/21)
 Passed Balls.....1..... 3x, last Maxwell Romero Jr. vs. NC State (6/21/21)

vs Opponent

Team Records

Hitting and Base Running

Category

At-Bats.....49..... vs. Arizona (6/19/21)
 Runs.....9..... vs. Virginia (6/23/14)
 Hits.....14..... vs. Arizona (6/19/21)
 RBI.....9..... vs. Virginia (6/23/14)
 Doubles.....5..... vs. Cal State Fullerton (6/12/15)
 Triples.....1... 5x, last vs. Arizona (6/19/21)
 Home Runs.....2..... 5x, last vs. Mississippi State (6/29/21)
 Total Bases.....17..... vs. Mississippi State (6/19/19)
 Sac Hits.....3..... vs. TCU (6/16/15)
 Sac Flies.....2..... vs. North Carolina (6/18/11)
 Stolen Bases.....5*..... vs. UC Irvine (6/16/14)
 SB Attempts.....5..... vs. UC Irvine (6/16/14)
 Walks.....9..... vs. Louisville (6/14/14)
 Hit-by-Pitch.....2..... 6x, last vs. Mississippi State (6/28/21)
 Strikeouts.....14..... vs. TCU (6/16/15)
 Left on Base.....13..... 3x, last vs. NC State (6/25/21)
 *CWS record

vs Opponent

Pitching

Category

Innings Pitched.....12.0..... vs. Arizona (6/19/21)
 Most Hits.....15..... vs. Virginia (6/23/14)
 Fewest Hits.....3..... vs. UC Irvine (6/16/14)
 Fewest Runs.....0..... vs. TCU (6/16/15)
 Walks.....10..... vs. Mississippi State (6/29/21)
 Fewest Walks.....1..... 4x, last vs. NC State (6/21/21)
 Strikeouts.....15..... vs. NC State (6/21/21)
 Wild Pitches.....4..... vs. Mississippi State (6/29/21)

vs Opponent

Fielding

Category

Assists.....20..... vs. Virginia (6/24/15)
 Errors.....3..... 4x, last vs. Mississippi State (6/30/21)

vs Opponent

Miscellaneous

Category

Margin of Victory.....6..... 3x, last vs. Mississippi State, 8-2 (6/29/21)

vs Opponent

Hawkins Field Records

Vanderbilt Individual Game Highs

Batting	
At bats	9 Anthony Gomez vs. Louisville (5/11/10)
Runs scored	5 Brian Harris vs. Georgia (4/30/10)
Hits	5 Four times, last Ethan Paul vs. Florida (3/22/19)
RBI's	7 4x, last Pat DeMarco vs. Davidson (3/5/19)
Doubles	3 Three times, last Julian Infante vs. Indiana State (6/1/19)
Triples	2 Tony Kemp vs. Siena (3/13/12)
Home runs	3 Aaron Westlake vs. Oregon State (6/11/11)
Total bases	12 Aaron Westlake vs. Oregon State (6/11/11)
Walks	5 JJ Bleday vs. Middle Tennessee (5/15/18)
Strikeouts	4 seven times, last Austin Martin vs. UMass-Lowell (2/28/18)
Sac hits	3 Riley Reynolds vs. UIC (3/6/09)
Sac flies	2 Seven times, last Davis Diaz vs. Georgia State (5/6/2023)
Stolen bases	4 Enrique Bradfield Jr. vs. Georgia Tech (6/4/21)
Hit by pitch	2 48 times
Caught stealing	2 Four times, last Tony Kemp vs. Georgia Tech (6/3/13)
Runners LOB	10 Curt Casali vs. LSU (4/24/11)
Fielding	
Putouts	21 Shea Robin vs. Austin Peay (6/1/07)
Assists	11 Ryan Klosterman vs. East Tenn. State (2/18/03)
Errors	3 three times, last Riley Reynolds vs. Evansville (3/20/12)
Passed balls	3 Three times, last Aaron Westlake vs. UIC (3/5/09)
Pitching	
Innings pitched	10.0 David Price vs. Ole Miss (3/16/07)
Strikeouts	19 Kumar Rocker vs. Duke (6/8/19)
Wild pitches	3 seven times, last Maddux Conger vs. Austin Peay (2/27/18)
Hit batters	4 three times, last Carter Holton vs. Kentucky (4/28/2023)

Vanderbilt Team Superlatives

Batting	
At bats	63 vs. Louisville (5/11/10)
Runs scored	24 vs. Davidson (3/5/19)
Hits	24 vs. Niagara (2/21/10)
RBI's	23 vs. Davidson (3/5/19)
Doubles	10 vs. Connecticut (3/1/02)
Triples	4 vs. Radford (6/1/15)
Home runs	5 vs. Duke (6/9/19)
Total bases	38 vs. Tennessee Tech (4/30/19)
Walks	19 vs. Middle Tennessee (5/15/18)
Strikeouts	19 vs. Ole Miss (4/10/15)
Sac hits	4 Twice, last vs. Georgia Tech (6/3/13)
Sac flies	5 vs. Vermont (3/1/09)
Stolen bases	8 vs. Southern Illinois (2/22/04)
Hit by pitch	6 Three times, last vs. Rhode Island (3/4/12)
Caught stealing	4 Twice, last vs. Georgia (3/23/12)
Runners LOB	18 vs. Evansville (3/8/2023)
Hit into DP	5 vs. Niagara (2/21/10)
Fielding	
Putouts	51 twice, last vs. Evansville (3/8/2023)
Assists	22 vs. Louisville (5/20/10)
Errors	5 Three times, last vs. Evansville (3/20/12)
Passed balls	3 Three times, last vs. UIC (3/5/09)
DPs turned	3 18 times, last vs. UCLA (2/25/2023)
Pitching	
Innings pitched	17.0 twice, last vs. Evansville (3/8/2023)
Walks allowed	12 vs. Austin Peay (2/27/19)
Strikeouts	22 Twice, last vs. Ole Miss (4/10/15)
Hits allowed	24 vs. Evansville (3/8/2023)
Wild pitches	4 Five times, last vs. Duke (6/7/19)
Hit batters	5 twice, last vs. Evansville (3/8/2023)

Miscellaneous Records

Win-Loss All-Time.....	557-192-1 (.743)
Most Wins in a Season	34 (2007, 2013)
Most Losses in a Season	12 (2005, 2006, 2012, 2022)
Longest Win Streak	15 games (2/18-3/16/07)
Longest Losing Streak	Four Games (2/24-29/12)
Largest Attendance.....	3,802
	39 times, last vs. Xavier (6/4/2023)
Longest Game (Time).....	5:33 vs. Louisville (5/11/10)
Shortest Game - 9 Innings (Time).....	1:58 vs. Belmont (3/30/04)

Longest Game (Innings).....	17.0 vs. Louisville (5/11/10)
Shortest Game (Innings).....	5.0, twice, last vs. UT-Martin (2/23/16)
Most Combined Runs.....	33, South Carolina (20), Vanderbilt (13) (4/14/02)
Most Combined Hits.....	37, Vanderbilt (24), Niagara (13) (2/21/10)
Most Combined Errors.....	9, Belmont (5), Vanderbilt (4) (3/13/02)
Largest Margin of Victory.....	22 vs. Davidson (Vanderbilt 24, Davidson 2) (3/5/19)
Largest Margin of Defeat.....	15 vs. Western Kentucky (WKU 17, Vanderbilt 2) (3/16/10)

Hawkins Field Facts

- Officially dedicated April 27, 2002
- Capacity (3,802) – 2,350 chairback seats; 1,452 bleacher seats
- Since 2007 Vanderbilt is 449-133-1 (.771) at Hawkins Field.
- There have been 176 total sellouts in the stadium's history.

Yearly Records at Hawkins Field

2023.....	26-8	2011.....	33-4
2022.....	21-12	2010.....	27-6
2021.....	30-6	2009.....	22-11
2020.....	11-1	2008.....	22-9
2019.....	33-6	2007.....	34-4
2018.....	23-11	2006.....	23-12
2017.....	21-11-1	2005.....	23-12
2016.....	31-7	2004.....	28-5
2015.....	28-8	2003.....	19-10
2014.....	31-10	2002.....	15-20
2013.....	34-7	Totals	557-192-1 (.743)
2012.....	22-12		

Hawkins Field Attendance Records

Single Game

1. 3,802	39 games - most recent listed
	Xavier^ June 4, 2023
	Oregon^ June 3, 2023
	Eastern Illinois^ June 2, 2023
3,700	Tennessee May 16, 2009
	Tennessee May 15, 2009
	Florida April 4, 2009
3,693	Arkansas May 22, 2010
3,645	Tennessee April 29, 2011

^ - NCAA Regional * - NCAA Super Regional

Three-Game Series

1. 11,406	Arkansas May 18-20, 2023
	LSU May 19-21, 2022
	Texas A&M April 28-30, 2022
	Florida April 15-17, 2022
	Tennessee April 1-3, 2022
	Missouri March 18-20, 2022
	Oklahoma State Feb. 18-20, 2022
8. 10,878	Florida May 7-9, 2015
	Stanford* June 6-8, 2014
10. 10,661	Tennessee March 27-29, 2015

^ - NCAA Regional * - NCAA Super Regional

Commodore Honors

Golden Spikes Award

2007 David Price

Golden Spikes Award (finalist)

2007 David Price
Pedro Alvarez
Tyler Beede
2013 Carson Fulmer
Dansby Swanson
2015 JJ Bleday
2019 Jack Leiter
2021 Kumar Rocker

Dick Howser Trophy

2007 David Price

Brooks Wallace Award

2007 David Price
2015 Dansby Swanson

ABCA National Player of the Year

2015 Dansby Swanson

Perfect Game National Player of the Year

2015 Dansby Swanson

Baseball America National Player of the Year

2021 Kumar Rocker

D1Baseball.com National Player of the Year

2015 Dansby Swanson

Rawlings Gold Bat Award

2015 Dansby Swanson

Rogers Clemens Award (National Pitcher of the Year)

2007 David Price
2015 Carson Fulmer

D1Baseball.com National Pitcher of the Year

2015 Carson Fulmer

Perfect Game National Pitcher of the Year

2015 Carson Fulmer

Baseball America National Freshman of the Year

2019 Kumar Rocker
2021 Jack Leiter

D1Baseball.com National Freshman of the Year

2019 Kumar Rocker

Rawlings Gold Glove Award

2011 Sonny Gray
2014 Vince Conde
2017 Jereen Kendall
2021 Enrique Bradfield Jr.
2023 Enrique Bradfield Jr.

National Coach of the Year

2014 Tim Corbin
2019 Tim Corbin

All-America (First Team)

1980 Scotti Madison • C ABCA
Sporting News
1993 Vee Hightower • CF Mizuno
1999 Hunter Bledsoe • 3B Collegiate Baseball
College Baseball Insider
2004 Warner Jones • DH ABCA
Baseball America
2006 Pedro Alvarez • 3B Baseball America
2007 Pedro Alvarez • 3B Baseball America
NCBWA
Rivals.com
Dominic de la Osa • OF ABCA
Collegiate Baseball
Rivals.com
David Price • P ABCA
Baseball America
Collegiate Baseball
NCBWA
Rivals.com
Casey Weathers • P ABCA
Baseball America
Collegiate Baseball
Rivals.com
2011 Sonny Gray • P ABCA
Perfect Game
Jason Esposito • 3B ABCA
2013 Tony Kemp • 2B ABCA
Baseball America
Collegiate Baseball
NCBWA
Perfect Game
Tyler Beede • P NCBWA
2015 Carson Fulmer • P ABCA
Baseball America
Collegiate Baseball
D1Baseball.com
NCBWA
PG
Dansby Swanson • SS ABCA
Baseball America
D1Baseball.com
NCBWA
Perfect Game
2019 JJ Bleday • OF ABCA
Baseball America
Collegiate Baseball
D1Baseball.com
NCBWA
Perfect Game
Tyler Brown • P Perfect Game
Austin Martin • 3B Baseball America
D1Baseball.com
Ethan Paul • SS Perfect Game
2020 Austin Martin • OF Collegiate Baseball
2021 Enrique Bradfield Jr. • OF ABCA
NCBWA
Jack Leiter • RHP ABCA
Baseball America
Collegiate Baseball
D1Baseball.com
NCBWA
Perfect Game
Kumar Rocker • RHP ABCA
Baseball America
Collegiate Baseball
D1Baseball.com
NCBWA
Perfect Game
2022 Enrique Bradfield Jr. • OF NCBWA

All-America (Second Team)

1973 Jeff Peebles • P Coaches
1985 Joey Cora • SS ABCA
1993 Vee Hightower • CF Baseball America
NCBWA
1994 Boomer Whipple • 3B ABCA
1998 Clinton Johnston • OF/P Baseball America
Baseball Weekly
Collegiate Baseball
Sporting News
2004 Warner Jones • 2B Collegiate Baseball
NCBWA
2007 Pedro Alvarez • 3B ABCA
Collegiate Baseball
Dominic de la Osa • OF Baseball America
NCBWA
Ryan Flaherty • SS ABCA
Rivals.com
2011 Sonny Gray • P Baseball America
Grayson Garvin • P Baseball America
Collegiate Baseball
Aaron Westlake • 1B Baseball America
Jason Esposito • 3B Baseball America
2013 Tyler Beede • P ABCA
Baseball America
Collegiate Baseball
Perfect Game
Connor Harrell • OF ABCA
NCBWA
2014 Dansby Swanson • 2B Perfect Game
2015 Rhet Wiseman • OF Perfect Game
2017 Kyle Wright • RHP Baseball America
2019 Tyler Brown • P Collegiate Baseball
NCBWA
Drake Fellows • P Collegiate Baseball
NCBWA
Austin Martin • 3B ABCA
Collegiate Baseball
Patrick Raby • P Collegiate Baseball
Mason Hickman • P Collegiate Baseball
2021 Enrique Bradfield Jr. • OF Collegiate Baseball
Perfect Game
Dominic Keegan • 1B Perfect Game
2022 Enrique Bradfield Jr. • OF ABCA
Perfect Game

Commodore Honors

All-America (Third Team)

1984	Joey Cora • SS	ABCA
1987	Greg Smith • 1B	ABCA
1991	Greg Thomas • 1B	ABCA Baseball America
1993	Boomer Whipple • 3B	ABCA
1994	Nick Morrow • OF	ABCA
2004	Jeremy Sowers • LHP	Baseball America
2006	David Price • P	NCBWA
2007	Casey Weathers • P	NCBWA
2013	Brian Miller • P	Collegiate Baseball
	Mike Yastrzemski • OF	NCBWA
	Kevin Ziomek • P	Baseball America NCBWA
2014	Dansby Swanson • 2B	ABCA Baseball America Collegiate Baseball
	Vince Conde • SS	Perfect Game
2016	Jeren Kendall • OF	NCBWA
	Bryan Reynolds • OF	D1Baseball.com NCBWA
2017	Jeren Kendall • OF	Baseball America
2019	Philip Clarke • C	ABCA
	Drake Fellows • P	Perfect Game
	Austin Martin • 3B	NCBWA Perfect Game
2021	Enrique Bradfield Jr. • OF	D1Baseball.com
2022	Enrique Bradfield Jr. • OF	Baseball America D1Baseball.com
	Spencer Jones • OF	Perfect Game
2023	Enrique Bradfield Jr. • OF	NCBWA
	Nick Maldonado • P	NCBWA

Freshman All-America (First Team)

1991	Vee Hightower • CF	Baseball America
	Greg Thomas • 1B	Baseball America Collegiate Baseball
1996	Clinton Johnston • OF	Baseball America
1999	Aaron Fausett • OF	Baseball America
2002	Jeremy Sowers • P	Collegiate Baseball
2003	Jensen Lewis • P	Collegiate Baseball
2005	David Price • P	Collegiate Baseball
2006	Pedro Alvarez • 3B	Baseball America Collegiate Baseball
2007	Mike Minor • P	Baseball America Collegiate Baseball
2009	Sonny Gray • P	Collegiate Baseball
	Riley Reynolds • IF	Collegiate Baseball
	Aaron Westlake • IF	Collegiate Baseball
2010	Anthony Gomez • IF	Baseball America Collegiate Baseball
2011	Tony Kemp • OF	Baseball America Collegiate Baseball Perfect Game
	Conrad Gregor • DH	Collegiate Baseball
2013	Carson Fulmer • P	Collegiate Baseball
	Xavier Turner • 3B	Baseball America Collegiate Baseball
2014	Bryan Reynolds • OF	Baseball America Collegiate Baseball NCBWA Perfect Game
	Hayden Stone • P	Perfect Game
2015	Jeren Kendall • OF	Baseball America Collegiate Baseball D1Baseball.com
	Will Toffey • 3B	Collegiate Baseball
	Kyle Wright • P	Baseball America Collegiate Baseball D1Baseball.com
2016	Alonzo Jones • DH/UT	Collegiate Baseball
	Ethan Paul • DH/UT	Collegiate Baseball
	Patrick Raby • P	Collegiate Baseball
2018	Philip Clarke • DH	Collegiate Baseball
	Pat DeMarco • OF	Collegiate Baseball
	Mason Hickman • P	Collegiate Baseball
	Austin Martin • OF	Collegiate Baseball
2019	Kumar Rocker • P	Baseball America D1Baseball.com
2020	Jack Leiter • P	Collegiate Baseball
2021	Enrique Bradfield Jr. • OF	Baseball America Collegiate Baseball D1Baseball.com NCBWA Perfect Game
2022	Carter Holton • P	Baseball America Collegiate Baseball D1Baseball.com Perfect Game
	Devin Futrell • P	Collegiate Baseball

Freshman All-America (Second Team)

1991	Nick Morrow • OF	Baseball America
1997	Matt Kata • SS	Baseball America
1997	Damon Yee • P	Baseball America Collegiate Baseball
1999	Karl Nonemaker • OF	Baseball America
1999	Mark Prior • UTL	Baseball America
2005	David Price • P	Baseball America
2011	T.J. Pecoraro • P	NCBWA
	Kevin Ziomek • P	NCBWA
2014	Hayden Stone • P	Baseball America
2015	Jeren Kendall • OF	Perfect Game
	Will Toffey • 3B	Baseball America D1Baseball.com Perfect Game
	Kyle Wright • P	Perfect Game
2016	Alonzo Jones • DH/UT	Baseball America
2018	Austin Martin • UT/3B/OF	Baseball America NCBWA Perfect Game
2019	Kumar Rocker • P	Perfect Game
2022	Devin Futrell • P	Perfect Game
	Carter Holton • P	NCBWA

Freshman All-America (Honorable Mention)

1999	Aaron Fausett • OF	Collegiate Baseball
1999	Karl Nonemaker • OF	Collegiate Baseball
2000	Taylor Childress • P	Collegiate Baseball
2001	Robert Ransom • P	Collegiate Baseball
2006	Ryan Flaherty • IF	Collegiate Baseball

Commodore Honors

College World Series Most Outstanding Player

2014 Dansby Swanson
2019 Kumar Rocker

College World Series All-Tournament Team

2011 Tony Kemp, OF
Connor Harrell, OF
2014 Dansby Swanson, 2B
Tyler Campbell, 3B
John Norwood, OF
Rhett Wiseman, OF
2015 Zander Wiel, 1B
Bryan Reynolds, OF
2019 Philip Clarke, C
Austin Martin, 3B
JJ Bleday, OF
Kumar Rocker, P
2021 Jack Leiter, P

NCAA Regional Most Valuable Players

2004 Cesar Nicolas, DH
2010 Richie Goodenow, P
2011 Jason Esposito, 3B
2013 Mike Yastrzemski, OF
2014 Tyler Beede, P
2015 Dansby Swanson, SS
2017 Will Toffey, OF
2018 Connor Kaiser, SS
2019 Julian Infante, 1B
2021 Dominic Keegan, 1B
2022 Spencer Jones, OF

2004 Charlottesville (Va.) Regional All-Tournament

Warner Jones, 2B
Ryan Klosterman, SS
Worth Scott, OF
Aaron Garza, OF
Antoan Richardson, OF
Cesar Nicolas, DH
Jeremy Sowers, P
MVP – Cesar Nicolas, DH

2006 Atlanta Regional All-Tournament

Pedro Alvarez, 3B
Ryan Davis, OF
Matt Buschmann, P

2007 Nashville Regional All-Tournament

Ryan Flaherty, 3B
Matt Meingasner, CF
David Macias, RF
Dominic de la Osa, DH/UTL
David Price, P

2008 Tempe (Ariz.) Regional All-Tournament

Steven Liddle, OF

2009 Louisville (Ky.) Regional All-Tournament

Andrew Giobbi, C
Riley Reynolds, 2B
Jason Esposito, 3B
Aaron Westlake DH/UTL
Caleb Cotham, P

2010 Louisville (Ky.) Regional All-Tournament

Aaron Westlake, 1B
Jason Esposito, 3B
Joe Loftus, OF
Connor Harrell, OF
Richie Goodenow, P
MVP – Richie Goodenow, P

2011 Nashville Regional All-Tournament

Aaron Westlake, 1B
Bryan Reynolds, 2B
Jason Esposito, 3B
Anthony Gomez, SS
Mike Yastrzemski, OF
Conrad Gregor, DH/UTL
Sonny Gray, P
Taylor Hill, P
MVP – Jason Esposito, 3B

2012 Raleigh (N.C.) Regional All-Tournament

Spencer Navin, C
Conrad Gregor, 1B
Anthony Gomez, SS
Mike Yastrzemski, OF
T.J. Pecoraro, P
Tyler Beede, P

2013 Nashville Regional All-Tournament

Spencer Navin, C
Conrad Gregor, 1B
Tony Kemp, 2B
Xavier Turner, 3B
Mike Yastrzemski, OF
Kevin Ziomek, P
MVP – Mike Yastrzemski, OF

2014 Nashville Regional All-Tournament

Dansby Swanson, 2B
Vince Conde, SS
Bryan Reynolds, OF
Tyler Beede, P
Walker Buehler, P
MVP – Tyler Beede, P

2015 Nashville Regional All-Tournament

Zander Wiel, 1B
Dansby Swanson, SS
Rhett Wiseman, OF
Bryan Reynolds, OF
Jeren Kendall, OF
Ro Coleman, DH/UTL
Carson Fulmer, P
MVP – Dansby Swanson, SS

2016 Nashville Regional All-Tournament

Jeren Kendall, OF

2017 Clemson (S.C.) Regional All-Tournament

Will Toffey, OF
Ro Coleman, OF
Jeren Kendall, OF
Kyle Wright, P
MVP – Will Toffey

2018 Clemson (S.C.) Regional All-Tournament

Ethan Paul, 3B
Connor Kaiser, SS
Austin Martin, OF
Philip Clarke, DH/UTL
Drake Fellows, P
MVP – Connor Kaiser, SS

2019 Nashville Regional All-Tournament

Julian Infante, 1B
Austin Martin, 3B
Kumar Rocker, P
Drake Fellows, P
MVP – Julian Infante, 1B

2021 Nashville Regional All-Tournament

Dominic Keegan, 1B
Enrique Bradfield Jr., OF
Troy LaNeve, OF
Isaiah Thomas, OF
Jack Leiter, P
MVP – Dominic Keegan, 1B

2022 Corvallis Regional All-Tournament

Tate Kolwyck, 2B
Parker Noland, 3B
Spencer Jones, OF
Javier Vaz, DH
Devin Futrell, P
MVP – Spencer Jones, OF

2023 Nashville Regional All-Tournament

Alan Espinal, C
Jonathan Vastine, SS

Commodore Honors

All-South/Southeast Region (First Team)

1972	Steve Estep, 2B
1973	Jeff Peeples, P
1974	Ted Shipley, SS
1975	Rick Duncan, OF
1976	Steve Chandler, OF
1977	Jerry Robertson, OF
1977	Mike Wright, C
1978	Scotti Madison, OF
1978	Jerry Williams, C
1980	Scotti Madison, C
1980	Bill Hench, 3B
1984	Joey Cora, SS
1985	Joey Cora, SS
1987	Greg Smith, 1B
1991	Greg Thomas, 1B
1993	Veve Hightower, CF
1993	Boomer Whipple, 3B
1994	Boomer Whipple, 3B
1999	Hunter Bledsoe, 3B
1999	Karl Nonemaker, OF
2000	Karl Nonemaker, OF
2003	Jeremy Sowers, LHP
2004	Warner Jones, 2B
	Ryan Klosterman, SS
	Jeremy Sowers, LHP
2006	Pedro Alvarez, 3B
	David Price LHP
2007	Pedro Alvarez, 3B
	Dominic de la Osa OF
	Ryan Flaherty, SS
	David Price P
	Casey Weathers, P
2008	David Macias, OF
2009	Steven Liddle, OF
2013	Tyler Beede, P
	Tony Kemp, 2B
	Connor Harrell, OF
	Mike Yastrzemski, OF
2014	Dansby Swanson, 2B
2015	Carson Fulmer, P
	Dansby Swanson, SS
2019	JJ Bleday, OF
	Philip Clarke, C
	Austin Martin, 3B
	Tyler Brown, RP
2021	Enrique Bradfield Jr., OF
	Dominic Keegan, 1B
	Jack Leiter, P
	Kumar Rocker, P
2022	Enrique Bradfield Jr., OF
	Carter Holton, P
	Dominic Keegan, 1B

All-South/Southeast Region (Second Team)

2004	Cesar Nicolas, 1B/DH
2008	Pedro Alvarez, 3B
2009	Aaron Westlake DH
2014	Vince Conde, SS
	Carson Fulmer, P
2016	Bryan Reynolds, OF
2019	Ethan Paul, SS
	Drake Fellows, P
2021	Isaiah Thomas, OF
2022	Spencer Jones, OF
2023	Enrique Bradfield Jr., OF
	Devin Futrell, P
	Nick Maldonado, P
	Hunter Owen, P

SEC Player of the Year

1999	Hunter Bledsoe, 3B
2013	Tony Kemp, 2B
2019	JJ Bleday, OF

SEC Pitcher of the Year

2007	David Price, LHP
2011	Grayson Garvin, LHP
2015	Carson Fulmer, RHP

SEC Freshman of the Year

2006	Pedro Alvarez, 3B
2011	Tony Kemp, OF
2021	Enrique Bradfield Jr., OF

SEC Newcomer of the Year

2021	Jack Leiter, P
------	----------------

SEC Tournament MVP

1980	Dave Nenad, DH
2007	Pedro Alvarez (MVP), 3B
2019	JJ Bleday (MVP), OF

SEC Coach of the Year

2007	Tim Corbin
2013	Tim Corbin
2019	Tim Corbin

SEC Legends

2015	Larry Schmittou
2019	Jeremy Sowers

All-SEC (First Team)

1954	Charles Hawkins, P
1956	Bob Gregor, C
1971	Steve Estep, 2B
	Jerry Reasonover, UT
	Jeff Peeples, P
1972	Bill Winchester, 1B
	Steve Estep, 2B
	Jeff Peeples, P
1973	Ted Shipley, SS
	Rick Duncan, OF
	Greg Collins, C
	Jeff Peeples, P
1974	Ted Shipley, SS
	Rick Duncan, OF
	Rick Rhodes, P
1975	Rick Duncan, OF
	Gene Menees, 2B
1976	Steve Chandler, OF
1977	Jerry Robertson, OF
	Mike Wright, C
1978	Scotti Madison, OF
	Jerry Williams, C
1979	Scotti Madison, C
	Jack Nuismer, P
1980	Scotti Madison, C
	Bill Hench, 3B
1982	Erez Borowsky, C
1983	Darren Puskarich, C
1984	Joey Cora, SS
1985	Joey Cora, SS
1987	Greg Smith, 1B
1990	JoJo Smith, P
	Jim Schifman, OF
1993	Veve Hightower, OF
	Boomer Whipple, 3B
1994	Boomer Whipple, 3B
1995	Josh Paul, OF
1998	Clinton Johnston, OF
1999	Hunter Bledsoe, 3B
2004	Warner Jones, 2B
	Ryan Klosterman, SS
2006	Pedro Alvarez, 3B
2007	Pedro Alvarez, 3B
	Dominic de la Osa, OF
	David Price, P
	Casey Weathers, P
2008	Pedro Alvarez, 3B
	David Macias, OF
2009	Brian Harris, SS
2010	Anthony Gomez, 2B
2011	Aaron Westlake, 1B
	Tony Kemp, OF
	Grayson Garvin, LHP
	Anthony Gomez, SS
2012	Anthony Gomez, SS
2013	Tony Kemp, 2B
	Mike Yastrzemski, OF
2014	Dansby Swanson, 2B
	Vince Conde, SS
2015	Carson Fulmer, RHP
2017	Jeren Kendall, OF
	Kyle Wright, RHP
2019	Philip Clarke, C
	Austin Martin, 3B
	JJ Bleday, OF
	Tyler Brown, RP
2021	Enrique Bradfield Jr., OF
	Jack Leiter, P
	Kumar Rocker, P
2022	Enrique Bradfield Jr., OF
	Dominic Keegan, 1B

All-SEC (Second Team)

1960	Channing Workman, 3B
1988	Jim Schifman, OF
1989	Bob Schabes, DH
1991	Greg Thomas, 1B
1992	Jeff Martin, C
1993	Greg Thomas, 1B
1994	Nick Morrow, OF
1995	Boomer Whipple, 3B
1997	Clinton Johnston, OF
2003	Jeremy Sowers, LHP
2004	Jeremy Sowers, LHP
2005	Jensen Lewis, RHP
2006	David Price, LHP
2007	Ryan Flaherty, SS
2008	Dominic de la Osa, OF
	Alex Feinberg, 2B
	Ryan Flaherty, SS
2009	Steven Liddle, OF
2010	Sonny Gray, RHP
2011	Jason Esposito, 3B
	Conrad Gregor, DH
	Sonny Gray, RHP
2013	Tyler Beede, RHP
	Connor Harrell, OF
2014	Carson Fulmer, RHP
2015	Dansby Swanson, SS
2016	Jeren Kendall, OF
	Bryan Reynolds, OF
	Kyle Wright, RHP
2017	Jeren Kendall, OF
	Kyle Wright, OF
2022	Spencer Jones, OF
2023	Enrique Bradfield Jr., OF
	Devin Futrell, LHP
	Nick Maldonado, RHP

All-SEC Defensive Team

2008	David Macias, OF
2009	Brian Harris, SS
2010	Sonny Gray, P
2011	Sonny Gray, P
	Jason Esposito, 3B
2013	Tony Kemp, 2B
	Mike Yastrzemski, OF
2014	Carson Fulmer, P
2015	Carson Fulmer, P
2016	Jordan Sheffield, P
2017	Jeren Kendall, OF
2018	Connor Kaiser, SS
2019	Julian Infante, 1B
	Austin Martin, 3B
2021	Enrique Bradfield Jr., OF
2022	Enrique Bradfield Jr., OF
2023	Enrique Bradfield Jr., OF
	Davis Diaz, 3B

Commodore Honors

All-SEC East

1963	Elliot Hembree, UT
1969	Jimmy Conn, UT Elliott Jones, P
1970	Bill Winchester, 1B
1971	Mike Willis, P
1972	Mike Willis, P
1974	Steve Tinsley, C
1976	Bill Hardin, 3B
1982	Charles DeFrance, OF Brian Farley, P Cam Stubbs, UT Tim Turner, 2B
1983	Doug Fair, OF
1985	Mark Ambrose, P Benton Patton, OF

SEC All-Freshman

2006	Pedro Alvarez, 3B
2008	Russell Brewer, RHP
2009	Riley Reynolds, 2B Aaron Westlake, DH
2010	Anthony Gomez, 2B Connor Harrell, OF
2011	Conrad Gregor, DH Tony Kemp, OF Kevin Ziomek, LHP
2012	Tyler Beede, RHP
2013	Carson Fulmer, RHP Xavier Turner, 3B Zander Wiel, DH
2014	Bryan Reynolds, OF
2015	Jeren Kendall, OF Will Toffey, 3B Kyle Wright, RHP
2016	Connor Kaiser, SS Ethan Paul, DH
2019	Kumar Rocker, RHP
2021	Enrique Bradfield Jr., OF Jack Bulger, UTL
2022	Devin Futrell, P Carter Holton, P
2023	RJ Austin, UTL

SEC All-Newcomer

2021	Jack Leiter, P Carter Young, SS
------	------------------------------------

SEC Tournament Most Valuable Player

1980	Dave Nenad, DH
2007	Pedro Alvarez, 3B
2019	JJ Bleday, OF
2023	RJ Austin, UTL

SEC All-Tournament Team

1980	Mike Pike, 1B Charles DeFrance, 2B Bill Hench, 3B Scotti Madison, C Jerry Williams, OF Dan Jahnke, P Dave Nenad, DH
1990	Jeff Martin, C Todd Muckerheide, DH
1993	Nick Morrow, 2B
1994	Boomer Whipple, 3B Stephen Wix, C Nick Morrow, OF Craig Sands, OF
1995	Josh Paul, OF Ryan Brown, DH
2004	Cesar Nicolas, DH/1B Warner Jones, 2B Ryan Klosterman, SS Jonathan Douillard, C Jeremy Sowers, LHP
2006	Pedro Alvarez, 3B Dominic de la Osa, OF Ryan Flaherty, SS Shea Robin, DH
2007	Pedro Alvarez, 3B Dominic de la Osa, OF Ryan Flaherty, SS Shea Robin, C
2008	Ryan Flaherty, SS Andrew Giobbi, 1B
2009	Andrew Giobbi, C Mike Minor, LHP Steven Liddle, OF
2010	Aaron Westlake, DH
2011	Sonny Gray, RHP Aaron Westlake, 1B Riley Reynolds, 2B Jason Esposito, 3B Conrad Gregor, DH
2012	Spencer Navin, C Connor Harrell, OF Mike Yastrzemski, OF
2013	Tony Kemp, 2B Conrad Gregor, 1B Connor Harrell, OF Zander Wiel, DH Tyler Beede, P
2015	Jeren Kendall, OF Bryan Reynolds, OF Dansby Swanson, SS Will Toffey, 3B Zander Wiel, 1B
2019	JJ Bleday, OF Pat DeMarco, OF
2021	Isaiah Thomas, OF
2023	RJ Austin, 2B Chris Maldonado, DH

SEC Player of the Week

1987	David Joine 3.3 Brad Harvie 4.2
1988	Jim Schifman 4.18
1989	Jamie Abbgg 4.19
1993	Vee Hightower 4.12
1994	Nick Morrow 5.17
1996	Josh Adeeb 4.15
1997	Josh Adeeb 4.28
2000	Karl Nonemaker 4.1
2001	Ulises Cabrera 3.12
2003	Warner Jones 5.2
2004	Warner Jones 3.29
2005	Mike Baxter 4.4
2006	Pedro Alvarez 4.17
2017	Jeren Kendall Week 6
2019	Austin Martin Week 1 JJ Bleday Week 7 Stephen Scott Week 14
2021	Dominic Keegan Week 2 Jayson Gonzalez Week 7 Troy LaNeve Week 14
2022	Tate Kolwyck Week 5 Enrique Bradfield Jr. Week 13
2023	Parker Noland Week 6

SEC Pitcher of the Week

1985	Joey Cora 4.3
1986	Cam Hazen 3.24 Kelly Klippenstein 4.24
1989	Mike McLochlin 4.24
1992	Scott Newell 4.13
1996	Phillip Haigler 4.29
2002	Jeremy Sowers 2.25
2003	Jeremy Sowers 4.8
2004	Cesar Nicolas 4.22 Jeremy Sowers 5.24 Jeremy Sowers 3.1
2005	Ryan Mullins 2.23 Jensen Lewis 2.21
2006	Ryan Mullins 4.18 David Price 3.13 David Price 3.27 David Price 4.3 David Price 4.1
2007	David Price Week 2 David Price Week 5 Mike Minor Week 8
2009	Sonny Gray Week 1
2010	Sonny Gray Week 6
2011	Sonny Gray Week 3
2013	Grayson Garvin Week 6 Philip Pfeifer Week 2 Kevin Ziomek Week 3 Kevin Ziomek Week 4
2015	Carson Fulmer Week 13 Carson Fulmer Week 14
2016	Jordan Sheffield Week 4 Jordan Sheffield Week 9 Jordan Sheffield Week 11 Kyle Wright Week 13
2017	Kyle Wright Week 9
2018	Mason Hickman Week 7
2019	Drake Fellows Week 6 Drake Fellows Week 13
2021	Kumar Rocker Week 4 Jack Leiter Week 5 Jack Leiter Week 6 Kumar Rocker Week 10
2022	Chris McElvain Week 10 Carter Holton Week 13

2023	Hunter Owen Week 5 Devin Futrell Week 7
------	--

SEC Hitter of the Week

2005	Mike Baxter 4.4
2006	Pedro Alvarez 4.17
2007	Pedro Alvarez Week 1 Dom de la Osa Week 12 Dom de la Osa Week 15
2008	David Macias Week 8
2009	Brian Harris Week 10 Aaron Westlake Week 12
2010	Joe Loftus Week 12
2011	Curt Casali Week 8
2012	Anthony Gomez Week 9
2013	Tony Kemp Week 11 Tony Kemp Week 13
2014	Vince Conde Week 5 Vince Conde Week 13
2015	Zander Wiel Week 3 Rhett Wiseman Week 5 Zander Wiel Week 7 Zander Wiel Week 11
2016	Jeren Kendall Week 1

SEC Freshman of the Week

2006	Pedro Alvarez 3.13 Ryan Flaherty 5.22
2009	Aaron Westlake Week 2 Sonny Gray Week 7
2011	Tony Kemp Week 7 Conrad Gregor Week 10
2014	Bryan Reynolds Week 1
2015	Kyle Wright Week 8 Jeren Kendall Week 4
2017	Drake Fellows Week 4
2018	Jayson Gonzalez Week 5 Austin Martin Week 10
2019	Kumar Rocker Week 9
2020	Jack Leiter Week 2
2021	Jack Bulger Week 9
2022	Davis Diaz Week 3 Carter Holton Week 5
2023	Carter Holton Week 12 Chris Maldonado Week 7

SEC Newcomer of the Week

2021	Carter Young Week 7 Jack Leiter Week 13
------	--

Drafted Commodores

1 • Vanderbilt is one of only three universities in the nation to produce multiple No. 1 picks (David Price in 2007 and Dansby Swanson in 2015).

1991 • At least one Commodore has been drafted every year since 1991 with 150 players signing professional contracts.

100 • The Commodores have produced 100 picks in the first 10 rounds of the MLB Draft.

190 • Vanderbilt has produced 190 draft picks, including 42 infielders, 34 outfielders, 18 catchers and 107 pitchers (74 pitchers during the Tim Corbin era).

MLB Draft First-Round Selections

2023
Enrique Bradfield Jr. • OF BAL 1st (17th)

2022
Kumar Rocker • RHP TEX 1st (3rd)
Spencer Jones • OF NYY 1st (25th)

2021
Jack Leiter • RHP TEX 1st (2nd)
Kumar Rocker • RHP NYM 1st (10th)

2020
Austin Martin • 3B TOR 1st (5th)

2019
JJ Bleday • OF MIA 1st (4th)

2017
Kyle Wright • RHP ATL 1st (5th)
Jeren Kendall • OF LAD 1st (23rd)

2016
Jordan Sheffield • RHP LAD 1st (36th)

2015
Dansby Swanson • SS ARI 1st (1st)
Carson Fulmer • RHP CHW 1st (8th)
Walker Buehler • RHP LAD 1st (24th)

2014
Tyler Beede • RHP SF 1st (14th)

2011
Sonny Gray • RHP OAK 1st (18th)
Grayson Garvin • LHP TB 1st (59th)

2009
Mike Minor • LHP ATL 1st (7th)

2008
Pedro Alvarez • 3B PIT 1st (2nd)
Ryan Flaherty • SS CHC 1st (41st)

2007
David Price • LHP TB 1st (1st)
Casey Weathers • RHP COL 1st (8th)

2004
Jeremy Sowers • LHP CLE 1st (6th)

1998
Clinton Johnston • LHP PIT 1st (15th)
1997
Glenn Davis • 1B LAD 1st (24th)

1985 (June Regular Phase)
Joey Cora • SS SD 1st (23rd)

1976 (January Secondary Phase)
David Tyler • 3B BOS 1st (9th)

1974 (June Regular Phase)
Ted Shipley • SS MIN 1st (14th)

1973 (June Secondary Phase)
Doug Wessel • RHP BAL 1st (6th)

1973 (January Secondary Phase)
Doug Wessel* • RHP NYM 1st (11th)

MLB Draft Selections

2023
Enrique Bradfield Jr. • OF BAL 1st (17th)
Hunter Owen • LHP KC 4th
Patrick Reilly • RHP PIT 5th
Nick Maldonado • RHP MIA 8th
Thomas Schultz • RHP WAS 9th
RJ Schreck • OF SEA 9th
Grayson Moore • RHP CHC 14th

2022
Kumar Rocker • RHP TEX 1st (3rd)
Spencer Jones • OF NYY 1st (25th)
Dominic Keegan • UTL TB 4th
Chris McElvain • RHP CIN 8th
Javier Vaz • OF KC 15th
Carter Young • SS BAL 17th

2021
Jack Leiter • RHP TEX 1st (2nd)
Kumar Rocker • RHP NYM 1st (10th)
Luke Murphy • RHP LAA 4th
C.J. Rodriguez • C OAK 5th
Hugh Fisher • LHP ARI 10th
Jayson Gonzalez • 3B CHW 17th
Dominic Keegan* • 1B NYY 19th

2020
Austin Martin • 3B TOR 1st (5th)
Tyler Brown • RHP HOU 3rd
Jake Eder • LHP MIA 4th
Mason Hickman • RHP CLE 5th

2019
JJ Bleday • OF MIA 1st (4th)
Drake Fellows • RHP SD 6th
Philip Clarke • C TOR 9th
Ethan Paul • SS PIT 9th
Stephen Scott • OF BOS 10th
Zach King • LHP MIA 13th
Jackson Gillis • LHP MIL 13th
Joe Goblott • LHP TB 16th
AJ Franklin • LHP KC 17th
Patrick Raby • RHP CIN 17th
Pat DeMarco • OF NYY 17th
Ty Duvall* • C OAK 25th
Julian Infante • 1B MIA 36th

2018
Connor Kaiser • SS PIT 3rd
Reid Schaller • RHP WAS 3rd
Chandler Day • RHP WAS 7th
Maddux Conger • RHP DET 22nd
Justin Wilson • RHP NYY 23rd
Alonzo Jones • OF OAK 25th
Ethan Paul* • SS PIT 26th
Stephen Scott* • OF MIA 31st

2017
Kyle Wright • RHP ATL 1st (5th)
Jeren Kendall • OF LAD 1st (23rd)
Will Toffey • 3B OAK 4th
Jason Delay • C PIT 4th
Collin Snider • RHP KC 12th
Reed Hayes • RHP BAL 13th
Matt Ruppenthal • RHP HOU 17th
Ro Coleman • OF DET 34th

2016
Jordan Sheffield • RHP LAD 1st (36th)
Ben Bowden • LHP COL 2nd
Bryan Reynolds • OF SF 2nd
Jason Delay* • C SF 11th
John Kilichowski • LHP STL 11th
Will Toffey* • 3B BAL 25th

2015
Dansby Swanson • SS ARI 1st (1st)
Carson Fulmer • RHP CHW 1st (8th)
Walker Buehler • RHP LAD 1st (24th)
Phillip Pfeifer • LHP LAD 3rd
Rhett Wiseman • OF WAS 3rd
Xavier Turner • 3B TEX 3rd
Tyler Ferguson • RHP TEX 6th
Zander Wiel • 1B MIN 12th
John Kilichowski* • LHP CHC 39th

2014
Tyler Beede • RHP SF 1st (14th)
Adam Ravenelle • RHP DET 4th
Vince Conde • SS NYY 9th
Jared Miller • LHP ARI 11th
Brian Miller • RHP TB 15th

2013
Kevin Ziemek • LHP DET 2nd
Conrad Gregor • 1B HOU 4th
Tony Kemp • 2B HOU 5th
Connor Harrell • OF DET 7th
Spencer Navin • C LAD 11th
Mike Yastrzemski • OF BAL 14th

2012
Sam Selman • LHP KC 2nd
Drew VerHagen • RHP DET 4th
Anthony Gomez • SS MIA 6th
Will Clinard • RHP DET 19th
Mike Yastrzemski* • OF SEA 30th
Connor Harrell* • OF DET 31st

2011
Sonny Gray • RHP OAK 1st (18th)
Grayson Garvin • LHP TB 1st (59th)
Jason Esposito • 3B BAL 3rd
Jack Armstrong • RHP HOU 3rd
Aaron Westlake • 1B DET 3rd
Corey Williams • LHP MIN 3rd

2010
Taylor Hill • RHP WAS 6th
Mark Lamm • RHP ATL 6th
Curt Casali • C DET 10th
Navery Moore • RHP ATL 14th
Will Clinard* • RHP MIN 30th
Joe Loftus • OF ARI 46th

2009
Drew Hayes • RHP CIN 11th
Aaron Westlake* • 1B TOR 22nd
Taylor Hill* • RHP CLE 30th
Russell Brewer • RHP COL 31st
Andrew Giobbi • C SEA 32nd
Chase Reid • RHP STL 41st

2008
Mike Minor • LHP ATL 1st (7th)
Caleb Cotham • RHP NYY 5th
Nick Christiani • RHP CIN 13th
Steven Liddle • OF MIN 15th
Drew Hayes* • RHP SEA 22nd
Jonathan White • OF ARI 40th

2007
Pedro Alvarez • 3B PIT 1st (2nd)
Ryan Flaherty • SS CHC 1st (41st)
Brett Jacobson • RHP DET 4th
Dominic de la Osa • 2B MIN 11th
David Macias • OF CHC 19th
Shea Robin • C HOU 20th
Nick Christiani* • RHP CLE 32nd
Alex Feinberg • 2B COL 43rd

2006
Matt Buschmann • RHP SD 15th
Brian Hernandez • C SD 19th
Casey Weathers* • RHP DET 25th
Greg Moviell • LHP SEA 26th

2005
Jensen Lewis • RHP CLE 3rd
Ryan Mullins • LHP MIN 3rd
Mike Baxter • OF SD 4th
Jeff Sues • RHP PIT 5th
Ryan Rote • RHP CWS 5th
Warner Jones • 2B DET 17th
Tony Mansolino • 3B PIT 26th
Antoan Richardson • OF SF 35th

2004
Jeremy Sowers • LHP CLE 1st (6th)
Cesar Nicolas • 1B ARI 5th
Ryan Klosterman • SS TOR 5th
Antoan Richardson* • OF ARI 13th
Jeff Sues* • RHP CLE 14th
Jonathan Douillard • C CHC 28th
Ryan Rote* • RHP NYY 37th

Drafted Commodores

2003

Robert Ransom • RHP CHC 23rd

2002

Karl Nonemaker • OF PHI 20th

Sean Luellwitz • 1B/C ARI 28th

2001

Ashley Freeman • 3B ARI 19th

2000

Andy Beal • LHP NYY 5th

Damon Yee • RHP HOU 28th

1999

Matt Kata • OF ARI 9th

Mike Byrd • RHP CLE 35th

1998

Clinton Johnston • LHP PIT 1st (15th)

Bert Snow • RHP OAK 10th

Josh Adeeb • OF BOS 24th

Tyodus Meadows • OF CHC 27th

1997

Glenn Davis • 1B LAD 1st (24th)

1996

Josh Paul • OF CWS 2nd

Phil Haigler • RHP MIN 25th

1995

Phil Haigler* • RHP NYY 49th

1994

Nick Morrow • OF CIN 30th

1993

Vee Hightower • OF CHC 3rd

Greg Thomas • 1B CLE 9th

Gabe Whatley • OF CHC 12th

Alan Purdy • SS PIT 20th

William Daunic • 1B TOR 25th

1992

Jeff Martin • C BOS 22nd

1991

Steve Sadecki • RHP TEX 6th

JoJo Smith • LHP LA 18th

Charles Sullivan • 2B TEX 27th

1989

Jim Heins • RHP DET 23rd

1988

Jeff Hoffman • RHP NYY 14th

Kyle Balch • RHP KC 15th

Jim Heins* • RHP PIT 16th

1987

Bud Adams • RHP KC 9th

Kyle Balch* • RHP CAL 10th

Archie Smith LHP KC 13th

David Joiner • 3B/OF NYM 37th

1986 (June Regular Phase)

Mark Ambrose • RHP MIL 2nd

1985 (June Regular Phase)

Joey Cora • SS SD 1st (23rd)

Abbie Woyce • RHP KC 23rd

1984 (June Regular Phase)

Jeff Edwards • LHP LAD 7th

Tom Wasilewski • RHP TOR 9th

1983 (June Regular Phase)

Marlon Hubbard • RHP SD 15th

1982 (June Regular Phase)

Brian Farley • RHP STL 6th

Erez Borowsky • C MIN 13th

1981 (June Regular Phase)

Steve Chmil • SS ATL 17th

1980 (June Regular Phase)

Scotti Madison • C MIN 3rd

1979 (June Regular Phase)

Scotti Madison* • C SF 10th

Jack Nuismer • RHP CLE 15th

1978 (June Regular Phase)

Michael Wright • OF DET 9th

Ricky Kittrell • LHP SF 16th

1977 (June Regular Phase)

Scott Sanderson • RHP MON 3rd

Steve Lane • LHP STL 37th

1976 (January Secondary Phase)

David Tyler • 3B BOS 1st (9th)

1975 (January Secondary Phase)

Rick Duncan • C MIN 2nd

1975 (June Regular Phase)

Gene Menees • 3B SD 14th

1974 (June Regular Phase)

Ted Shipley • SS MIN 1st (14th)

1973 (June Secondary Phase)

Doug Wessel • RHP BAL 1st (6th)

1973 (January Secondary Phase)

Doug Wessel* • RHP NYM 1st (11th)

1973 (June Regular Phase)

Greg Collins • C CHC 9th

Rick Rhodes • LHP PIT 15th

John McLean • RHP ATL 27th

Jeff Peebles • RHP STL 37th

1972 (June Regular Phase)

Doug Wessel* • RHP KC 4th

Mike Willis • LHP BAL 20th

1971 (January Regular Phase)

Elliott Jones • RHP BOS 6th

1971 (June Regular Phase)

Elliott Jones • RHP PIT 12th

James Conn • SS LA 17th

*Did not sign and returned to Vanderbilt

USA Baseball

Since head coach Tim Corbin's arrival to Vanderbilt in 2003, 21 Commodores have donned the stars and stripes with four players representing the Dores on the collegiate national team in 2014, marking just the fifth time since 1980 that a school had placed four players on the collegiate national team.

Vanderbilt has placed multiple players on Team USA's collegiate national team four times with four players in 2014 (Buehler, Fulmer, Swanson and Reynolds). In 2006 and 2007, three Dores suited up for Team USA with Alvarez, Price and Weathers in 2006, and Alvarez, Flaherty and Minor in 2007. Head coach Tim Corbin led the 2006 squad that featured three Commodores. Vanderbilt placed two players on the 2022 collegiate national team with the duo of Bradfield and Holton. Holton returned to the squad in 2023.

2006 Team USA

- 28-2-1 (.919)
- First USA contingent ever to win a tournament on Cuban soil.
- David Price led the pitching staff (5-1, 0.20 ERA), while Pedro Alvarez (.379, 5 HR, 43 RBI) was the top hitter.
- Team hit .300, while pitching staff sported 1.24 ERA and 10 shutouts.

Head coach Tim Corbin (2003-present)

- 2006 USA National Team Head Coach
- 2000 USA National Team Assistant Coach
- Corbin guided the national team to its then-best record ever as the team went 28-2-1, culminating with a gold medal at the World University Championships in Havana, Cuba. In 2000, Southern Cal head coach Mike Gillespie served as head coach and chose Tim Corbin as an assistant for his staff. That group won a gold medal at the World Championships in the Netherlands.

Pedro Alvarez years at Vanderbilt: 2006-08

- 2006-07 USA National Team
- Led USA National Team for second straight year with a .315 batting average, seven homers and 30 RBI in 2007. As a freshman in 2006, he showed no-ill effects with the wood bat and led the all-star contingent with a .379 batting average to go along with five homers, 12 doubles and 43 RBI.

Tyler Beede years at Vanderbilt: 2012-14

USA National Team 2013 | Beede became the seventh Commodore pitcher to wear the Red, White & Blue pitching in five games, three starts, going 1-1.

Enrique Bradfield Jr. years at Vanderbilt: 2021-2023

USA National Team 2022 | Bradfield started all seven games for the 2022 Collegiate National Team that won a bronze medal at Honkbalweek Haarlem, while tying for the team lead in runs scored with four. He ranked second on the team in walks with five, while being one of two players to steal multiple bases.

Scott Brown years at Vanderbilt: 2013-present

USA National Team 2022 | As the pitching coach for the 2022 Collegiate National Team, Brown helped guide the red, white and blue to a bronze medal at Honkbalweek Haarlem. Brown's pitching staff sported a 0.70 ERA across the seven games of action, allowing just five earned runs across 49.2 innings of work. The pitching staff struck out 62 batters, while notching shutout performances in three of their seven contests.

Tyler Brown years at Vanderbilt: 2018-20

USA National Team 2019 | Brown finished tied for second on the 2019 Collegiate National Team in strikeouts (12) across 8.1 innings. The right-hander earned the save in two scoreless innings against Cuba in Game 2 of the series.

Walker Buehler years at Vanderbilt: 2013-15

USA National Team 2014 | Buehler joined Team USA in Cuba and made one appearance for the Red, White & Blue giving up one unearned run over 6.1 innings with three strikeouts.

Jason Esposito years at Vanderbilt: 2009-11

USA National Team 2010 | Was a late addition to the 2010 squad but started 12 of the 14 games he played in hitting .273 with three extra-base hits and six RBI for silver-medal winning team at FISU World University Baseball Championships in Japan.

Ryan Flaherty years at Vanderbilt: 2006-08

USA National Team 2007 | Started predominantly at second base on the team that won a silver medal at the Pan American Games in Rio de Janeiro. Batted .270 with two homers, seven doubles and 14 RBI in 34 games (30 starts).

Carson Fulmer years at Vanderbilt: 2013-15

USA National Team 2014 | Right-hander pitched in five games, four starts, going 3-1 with a 0.73 ERA combining on two of the team's nine shutouts. He punched out 19 over 24.2 innings and allowed only 11 hits (.141 BAA). Named the No. 2 overall prospect on Team USA.

Sonny Gray years at Vanderbilt: 2009-11

USA National Team 2009-10 | Third Vandy pitcher in five years to be tabbed Summer Player of the Year joining David Price and Mike Minor after going 3-0 with a 0.38 ERA in five games, four starts. In 2009, he went 3-1 with a 0.75 ERA in eight appearances. Struck out 27 in 24 innings while opponents hit only .139 off him.

Carter Holton years at Vanderbilt: 2022-present

USA National Team 2022-23 | The Vanderbilt southpaw pitched in two games for the 2022 Collegiate National Team, sporting a 1-0 record on the mound. Holton pitched 5.1 scoreless innings across two appearances, while striking out six batters. He picked up the win in the bronze medal game against Japan with 2.1 hitless innings. Holton made one appearance in 2023, striking out three over 1.2 innings.

Jeren Kendall years at Vanderbilt: 2015-17

USA National Team 2016 | Played in all 19 games over the summer with the squad, hitting .290 with team-highs in triples (5) and RBI (14). Drove in a run in fifth and deciding game of series victory in Cuba.

USA Baseball

Austin Martin years at Vanderbilt: 2018-20

USA National Team 2019 | Martin hit .250 for the Collegiate National Team and finished tied for second on the team with eight RBIs. He was also fourth on the team in total bases (19). Martin helped lead Team USA to a win against Chinese Taipei In Game 3, producing a three-hit, four-RBI game including swatting a home run. He started 11 of 14 games and had a hit in nine of his 12 games played.

Mike Minor years at Vanderbilt: 2007-09

USA National Team 2007-08 | Named Summer Player of the Year in 2008 after leading team to 24-0 record. Went 3-0 with a 0.75 ERA with 37 K's in 36 innings. Went 5-2 with 1.64 ERA and developed into team ace by the end of the summer. Struck out 37 with just four walks in 33.0 innings.

Ryan Mullins years at Vanderbilt: 2003-05

USA National Team 2004 | Mullins was one of five pitchers who combined to throw the first no-hitter in USA Baseball recorded history (since 1984) as the USA National Baseball Team defeated Canada, 9-0, at Durham Bulls Athletic Park June 24, 2004. Mullins pitched 2.1 innings.

David Price years at Vanderbilt: 2005-07

USA National Team 2005-06 | Price was the ace of the 2006 USA Baseball National Team's Gold Medal Winning squad. Finished 5-1 with a 0.20 ERA in eight starts with 61 strikeouts and only seven walks in 44.0 innings. Price was named a Summer All-American by Baseball America after a solid summer for Team USA in 2005. He went 2-0 with a 1.26 ERA in five games with 39 strikeouts and 13 walks in 28.2 innings.

Mark Prior years at Vanderbilt: 1999

USA National Team 1999-00

Patrick Raby years at Vanderbilt: 2016-19

USA National Team 2017 | Picked up three victories without allowing an earned run for the Red, White & Blue, including making the start in the opener of the 2017 tour. The sophomore tossed three innings of one-hit ball against Catawba Valley on June 22.

Bryan Reynolds years at Vanderbilt: 2014-16

USA National Team 2014 | After a stellar freshman season at VU, Reynolds hit .426 with three doubles and seven runs scored in 18 games, starting 16. He held down first base and multiple outfield positions for Team USA while driving in 14 runs.

Dansby Swanson years at Vanderbilt: 2013-15

USA National Team 2014 | Swanson manned second base for Team USA and was one of the leading hitters on the team with a .288 average in 18 games, 17 starts. He added five doubles and 14 runs while stealing three bases as the team's primary leadoff hitter. Tabbed the top position prospect on the team.

Casey Weathers years at Vanderbilt: 2006-07

USA National Team 2006 | Weathers was a late addition to the squad after dominating in the Alaska Summer League where he was named closer of the year. He finished his USA stint with an appearance in the gold medal game against Chinese Taipei. He pitched a total of nine innings in seven games and notched 17 strikeouts.

Brooks Webb years at Vanderbilt: 2017-present

USA National Team 2013-16 | As General Manager and Senior Director of Baseball Operations, Webb guided the red, white and blue to four medals internationally, winning gold in 2013 and 2015. He helped develop 13 players drafted in the top three rounds of the 2016-2018 MLB Draft, including back to back #1 overall picks (Mickey Moniak and Royce Lewis).

Kyle Wright years at Vanderbilt: 2015-present

USA National Team 2016 | Wright pitched in five games, including two starts, during his summer on the team going 2-0 with a 2.20 ERA.

2014 National Champions

The Commodores claimed Vanderbilt's first-ever men's national title in 2014 by winning the College World Series. The Commodores notched the program's third 50-win season (51-21) and playing in a school record 72 games. Vanderbilt hosted an NCAA Regional and Super Regional for the third time in four years. The Dores clinched a second trip to the College World Series with a Super Regional victory over Stanford after securing the NCAA Nashville Regional against Oregon with a walk-off win.

SEC Tournament (May 20-22)

Vanderbilt opened the SEC Tournament in unfamiliar territory having to play a single-elimination game against Tennessee on Tuesday morning. The Dores took an early 3-2 lead and turn the ball over to Carson Fulmer in the ninth with a one-run lead. Fulmer finds trouble immediately allowing a leadoff double to Nick Senzel and balking him over to third with no outs. The sophomore, however, finds a way out of the jam in an unbelievable way. Taylor Smart's one-hopper to Xavier Turner at third takes the VU third baseman directly into Senzel at third to tag the runner before he gets back to third for the first out. Fulmer then picks off Smart at first and strikes out Vincent Jackson to end the game. The next two games, however, do not bounce the Commodores way. LSU run rules the Dores 11-0 and Ole Miss eliminates Vandy 7-2 to send the Commodores home before the championship game for the first time since 2010.

NCAA Nashville Regional (May 30-June 1)

The Commodores host NCAA Regionals for the third time in four years with Oregon, Clemson and Xavier coming to Nashville. The Dores open against Xavier on Friday night with Tyler Beede bringing his A-game. The right-hander strikes out a career-best 14 over eight scoreless innings to get the win in an 11-0 blowout. Xavier Turner drives in three runs and John Norwood adds three hits in the win. Carson Fulmer keeps the strong Vandy pitching rolling on Saturday in the Dores' 7-2 victory. Fulmer allows two runs on three hits as VU uses a five-run fifth to down Oregon and advance to the championship game. Bryan Reynolds impacts the victory with three hits, including an RBI-single in the fifth. Walker Buehler shows up in a big way Sunday night allowing two runs on six hits with eight strikeouts to push Vanderbilt's starting pitching totals for the Regional to an amazing 25 innings, four runs, five walks, 27 strikeouts and three wins. Buehler's heroics are slightly overshadowed by Ro Coleman. The freshman delivers in a big spot in the bottom of the ninth with a bases loaded single through the left side for a walk-off win to send Vandy back to the Super Regional.

NCAA Nashville Super Regional (June 6-8)

The Commodores appear headed to Indiana for a Super Regional until Stanford stuns the Hoosiers with a walk-off home run to set up Vandy's third Super Regional at Hawkins Field in four years. Set with a rematch against the Cardinal, the Commodores get off to a fast start with 10 runs in the first three innings of the series opener. But the Cardinal storm back with six runs in the middle innings and have the tying run at the plate before the Vandy bullpen can put the game away in an 11-6 victory. With a trip to Omaha on the line on Saturday the Dores are the road team and struggle early against Stanford starter Cal Quantrill. The Stanford freshman stymies VU for seven innings before the Dores can get to the bullpen. Once in the pen, Vandy ties the game in the top of the ninth but leaves the go-ahead run at third base with the bases loaded. Wayne Taylor quickly forces a game three with a walk-off solo homer into the right-center field bleachers. Faced with an elimination game, the Commodores respond with five runs in the first inning on six hits and three stolen bases. The Cardinal bounce back to close within a run, however, and the game enters the seventh with the Dores up 6-5. Nine outs from Omaha the Commodores hammer the gas, scoring six runs over the final three innings to seal the deal and the program's second-ever trip to the College World Series. Four different Commodores record multi-hit games with Bryan Reynolds, Vince Conde and John Norwood combining to go 9-for-14 with six runs and five RBI. Hayden Stone strikes out eight over six innings to notch the win.

College World Series (June 14-25)

Back in Omaha for the second time in school history, the Commodores draw rival Louisville in the opener. The Dores claim an early lead on a wild pitch to score John Norwood from third and Dansby Swanson comes up big with a two-out, two-run double to give Vandy an early three-run lead. VU tacks on runs in the fourth and seventh to hold off a Cardinals comeback and win the opening game of the CWS. Early offense again keys the Commodores in the second game against UC Irvine with two runs in the first inning. But the Anteaters counter with four runs in the second and take a 4-2 lead into the fifth. Swanson doubles to open the frame and sparks a three-run inning to put Vandy back in front. Walker Buehler entered in the bottom of the fourth and was magnificent. The sophomore pitched 5.1 no-hit innings with seven strikeouts to earn the win as the Dores come from behind to advance in the winner's bracket. After three days off, Vanderbilt returns to action against Texas on Friday afternoon. The Longhorns are ready and shutout the Dores 4-0 behind senior Nathan Thornhill's eight strong innings. Tyler Campbell comes off the bench to start at third base and goes 2-for-3 in the loss. Vandy's second elimination game of the postseason is pushed back to the night game when the Virginia-Ole Miss game is washed out on Friday night. The Commodores scratch out a run in the first and take a 2-0 lead in the third

before Texas ties it in the fourth. The two teams head to the 10th tied 3-3. Rhett Wiseman singles with two outs in the 10th in front of Ro Coleman, who walks, and Karl Ellison, who is hit by a pitch to load the bases for Campbell. The sophomore delivers by beating out an infield single to score Wiseman from third and send the Commodores to the championship series on a walk-off. Facing off against Virginia in the finals, the Cavaliers score two runs in the first inning of game one and look to be in total control heading into the third. UVa starter Nathan Kirby strikes out Chris Harvey for his seventh straight retired batter to open the game but loses all control after that. The sophomore issues a walk before Campbell doubles to put two on for Swanson. Kirby walks four of the next five batters before an error ends his day. In his second at-bat of the inning, Campbell delivers the big blow with a three-run double down the third baseline. Suddenly up 9-2 the Commodores have to hold on for a 9-8 win with Adam Ravenelle finishing it off in the ninth. Brandon Waddell holds the Dores down in the second game of the series, tossing a complete game in the Cavs' 7-2 win. Tyler Beede hangs tough to save the bullpen with 6.2 innings of work. Again the Commodores come out hot in the team's third and final elimination game. Vandy scores a run in the first thanks to Swanson, who singles and comes around to score. Pitching on short rest in his third start of the CWS, Carson Fulmer is sharp over the first five innings for Vandy and takes a 2-0 lead into the bottom of the sixth. The Cavaliers finally get to the right-hander to tie the game but Hayden Stone enters and gets a pair of strikeouts to end the inning. John Norwood comes up with one out in the eighth inning of a tie game and does the unthinkable, blasting a solo home run over the left field wall off UVa closer Nick Howard. The home run is the first for the Commodores in over a month and just the third by any team at the CWS. The Cavaliers open the bottom of the eighth with a single and walk to chase Stone and bring in Ravenelle. The junior responds by working out of a bases loaded jam in the eighth to preserve the lead. Ravenelle finishes off Vanderbilt's first national championship with a quick 1-2-3 ninth inning with a pair of strikeouts to end it. Following the game, Dansby Swanson is named the Most Outstanding Player of the College World Series. Joining him on the CWS All-Tournament team are John Norwood, Rhett Wiseman and Tyler Campbell.

2019 National Champions

Vanderbilt brought home the program's second national title behind a historic season. The Commodores set an SEC record for wins (59) and registered the most victories for a College World Series champion in three decades. Vanderbilt took home the SEC regular season and tournament titles en route to hosting throughout the postseason.

May 22-26 – SEC Tournament – Vanderbilt starter Mason Hickman continued his dominance and right fielder JJ Bleday made history with five hits as the top-seed Commodores run-ruled No. 8-seed Auburn 11-1 in eight innings in the opener. Bleday (5-for-5) became the ninth SEC player and first since 2003 to record five hits in an SEC Tournament game. The hit total marked a career high and was the most for a Commodore at the event. The Commodores stifled Mississippi State with runners on base and made the most of their three hits, advancing to the SEC Tournament semifinals while blanking the No. 2-seed Mississippi State, 1-0. The Dores mashed three home runs and scored in four different innings en route to a 13-4 victory against No. 5-seed LSU to advance to the title game. Vanderbilt's Philip Clarke lined a bases-loaded, game-winning single into center as the top-seed Commodores overcame an eight-run deficit and walked off seventh-seeded Ole Miss 11-10 to capture the SEC Tournament title. The eight-run deficit was the second-largest overcome in an SEC Tournament game and biggest comeback in 13 seasons.

May 31-June 2 – NCAA Nashville Regional – Vanderbilt scored six times in the first three innings and received a complete game from right-hander Drake Fellows as part of an 8-2 victory against fourth-seeded Ohio State. Fellows settled down after permitting one run in each of the first two frames. The right-hander fanned nine batters across as many innings including stranding the bases loaded in the fourth with a punchout. Fellows allowed just one runner to reach scoring position over his final five innings. For a second consecutive night, top-seed Vanderbilt received a strong start on the mound, this time from freshman Kumar Rocker as the Commodores downed Indiana State 8-5. Rocker retired nine consecutive and escaped jams when needed including stranding a pair on a three-pitch strikeout in the sixth. After putting the first two aboard in the seventh, Rocker struck out consecutive batters before reliever Hugh Fisher used one pitch to induce an inning-ending groundout. Vanderbilt smacked four home runs including two from senior Julian Infante en route to capturing the NCAA Nashville Regional with a 12-1 victory against Indiana State. Vanderbilt scored five times on four hits in the sixth with the biggest coming off the bat of Ty Duvall. The junior smoked the fourth pitch from new reliever Tyler Grauer into right for a grand slam while lifting the Commodores to a five-run advantage. The Commodores scored in four straight frames between the fourth and seventh while collecting 10 hits during the stretch.

June 7-9 – NCAA Nashville Super Regional – The Duke Blue Devils struck early and often while taking advantage of Vanderbilt mishaps en route to an 18-5 win in the opener of the NCAA Nashville Super Regional. Vanderbilt right-hander Kumar Rocker struck out 19 batters and tossed the Commodores' first individual no-hitter since 1971 as part of a 3-0 victory against Duke in the NCAA Nashville Super Regional. The no-hitter was the first by any player in NCAA Super Regional action. Rocker set a Vanderbilt postseason record for strikeouts, surpassing David Price's mark of 17 against Austin Peay in 2007. The Commodores scored in each of the first five innings, highlighted by two Austin Martin home runs and a three-run long ball from Pat DeMarco en route to a 13-2 win against Duke at the NCAA Nashville Super Regional to capture a berth in the College World Series. Seniors Stephen Scott and Julian Infante struck solo homers in the fourth and fifth respectively. The Commodores totaled five homers in a game for the second time this season, upping their single-season program record to 93. The result marked the first time Vanderbilt has come back to win a super regional after dropping the opening game. The Dores were previously 0-6 but staved off elimination with a complete-game no-hitter from Kumar Rocker on Saturday to set up Sunday's showdown.

June 16-26 – College World Series – Vanderbilt's Austin Martin crushed two homers — including a two-run shot in the seventh inning — to lift the second-seeded Commodores to a 3-1 win against seventh-seeded Louisville in their College World Series opener. Martin became the first Commodore to record a multi-home run game at the College World Series. His two-run blast in the seventh unlocked a one-all tie and followed a one-out double by Julian Infante. Martin deposited his first pitch into the left field bleachers to open the scoring. It marked the first lead-off home run for any player at the College World Series since June 17, 2015. The Jacksonville, Florida, native has four homers in his past two games. Vanderbilt senior Stephen Scott crushed two home runs and right-handed freshman Kumar Rocker was elusive as the Commodores moved to within one win of advancing to the College World Series finals with a 6-3 win against Mississippi State. The Commodores struck for five runs in the fifth highlighted by a two-out, three-run homer from Scott. Vanderbilt batted around in the frame and received an RBI-double from JJ Bleday, who notched his 26th multi-hit performance and sixth three-hit game of the season. Vanderbilt's ninth-inning heroics — including the eventual game-winning RBI-double from Pat DeMarco that capped a 3-2 comeback victory against Louisville — lifted the Commodores to their third College World Series finals appearance in six seasons. Ethan Paul clubbed a game-tying RBI-double into the right field corner in the ninth, scoring JJ Bleday (walk) from first and DeMarco chopped an RBI-double down the left field line to erase a one-run deficit and put the Commodores ahead one. Paul scooped a grounder and cut down Louisville's Trey Leonard at the plate to preserve a one-run lead in the seventh. The momentum was short lived, however, as an

errant Ty Duvall throw sailed into left, tying the game, and Lucas Dunn sent a single up the middle for a 2-1 advantage. Jimmy Kerr homered for the third time in the College World Series, and Michigan beat Vanderbilt 7-4 in Game 1 of the best-of-three finals at TD Ameritrade Park. Vanderbilt spotted Michigan a 4-0 lead. But it was 4-3 after JJ Bleday hit his nation-leading 27th homer on Henry's first pitch of the sixth. It marked Bleday's first long ball since May 25 against LSU at the SEC Tournament. The junior accounted for one of the Commodores seven hits. Kumar Rocker struck out 11 while pitching 6 1/3 innings of three-hit ball, and Vanderbilt got to Michigan's shaky bullpen in a 4-1 win in Game 2 of the College World Series finals. Rocker set the tone in another in a line of strong performances. Ten of the 6-foot-4, 255-pound freshman's first 11 pitches were strikes. Michigan failed to score in the opening inning for the first time in its five CWS games and five of the first six batters struck out. Philip Clarke's ninth homer, against Angelo Smith, made it 4-0. Vanderbilt (59-12) won its second title in its four CWS appearances, all since 2011. The other one came in 2014. Mason Hickman struck out 10 in six innings and limited the Wolverines (50-22) to one hit after he gave up three in a row to start the game. Vanderbilt became the sixth national champion from the SEC since 2009 and 12th overall, second only to the 18 won by the Pac-12 and its previous iterations. At No. 2, Vandy became the highest national seed to win it all since Miami in 2001. Hickman gave up three straight singles to start the game, leading to Michigan's first run. He retired nine of the next 10, striking out six, and got out of trouble when the Wolverines loaded the bases in the fourth. He retired the last six he faced before turning the game over to Eder. Pat DeMarco sent Karl Kauffmann's hanging slider 407 feet into the left-field bleachers — his seventh homer of the season and 100th for the Commodores — to tie it at 1 in the second.

Letter Winners

Abby, Jamie.....	1988-89	Chandler, Steve.....	1974-77	Feinberg, Alex.....	2005-08	Hendrickson, Robert.....	1972-73
Abraham, Joey.....	2015-17	Chari, Tristan.....	2015-16	Fellows, Drake.....	2017-19	Hernandez, Brian.....	2005-06
Adams, Bud.....	1986-87	Childress, Taylor.....	2000-01	Fentress, Kiambu.....	2017-19	Hewett, Calvin.....	2021-active
Adeeb, Josh.....	1996-98	Christensen, Chris.....	1995-98	Ferguson, Tyler.....	2013-15	Hibbett, Jim.....	1974
Alcorta, Nick.....	1984	Christiani, Nick.....	2006-09	Fisher, Fred.....	1974	Hickman, Mason.....	2018-20
Alvarez, Pedro.....	2006-08	Chmil, Steve.....	1980-81	Fisher, Hugh.....	2018-21	Higgins, Bob.....	1970
Allen, Greg.....	1981, 1984	Clarke, Philip.....	2018-19	Flaherty, Regan.....	2010	Hightower, Vegrin.....	1990-93
Ambrose, Mark.....	1984, 1985	Clinard, Will.....	2010-12	Flaherty, Ryan.....	2006-08	Hill, Taylor.....	2008-11
Anderson, Bill.....	1975, 1976	Cohen, Hal.....	1980	Flower, George.....	1982-85	Hilliard, Alex.....	2008-09
Anderson, Jack.....	2022-23	Coleman, Ro.....	2014-17	Flubacker, Kyle.....	1999-01	Hindy, Mark.....	1992-95
Anglea, Jim.....	1976	Colley, Reed.....	1997-98	Ford, Joe.....	1973	Hliboki, Sam.....	2020-active
Arias, Ivan.....	2023	Collinge, Cory.....	1985	Franklin, AJ.....	2018-19	Hobbs, Ryan.....	1995-97
Armstrong, Jack.....	2009-11	Collins, Greg.....	1971-73	Freeman, Ashley.....	2000-01	Hoerman, Tom.....	1983-84
Austin, RJ.....	2023-active	Conde, Vince.....	2012-14	Freer, Bryant.....	1987-90	Hoffman, Jeff.....	1988
Bachman, Ryan.....	1994-96	Conger, Maddux.....	2016-18	French, Brad.....	2005-08	Hogan, Matt.....	2019-21
Bailey, Shay.....	1997	Conn, Jimmy.....	1970-71	Fridrich, Chip.....	1987-90	Holbrook, Cooper.....	2023-active
Balch, Kyle.....	1985-88	Cook, Zach.....	2000	Fulmer, Carson.....	2013-15	Holt, Rick.....	1988-91
Barbao, Joe.....	1993-94	Cooper, Will.....	2012-14	Fulton, Bob.....	1985-86	Holton, Carter.....	2022-active
Bates, Doug.....	1970, 1973	Cora, Joey.....	1983-85	Futrell, Devin.....	2022-active	Horn Jr., David.....	2023-active
Baxter, Mike.....	2004-05	Cotham, Caleb.....	2008-09	Gagliano, Paul.....	1977-78	Hovey, Lars.....	1984
Beal, Andy.....	1998-2000	Coyne, Mike.....	1972-75	Gamble, Kevin.....	1998	Howard, Matt.....	1980-83
Becker, Austin.....	2019	Craighead, Todd.....	1986	Ganick, Nick.....	1976-77	Howard, Steve.....	1980
Becker, Will.....	2003	Cronk, Adam.....	2005-08	Garcia, Martin.....	1974-75	Hubbard, Marlon.....	1980-83
Bedwell, Rob.....	2000-01	Crowell, Cody.....	2005-07	Garrett, Miles.....	2021	Huff, Chance.....	2019-20
Beede, Tyler.....	2012-14	Curtin, Tom.....	1974	Garrison, David.....	1982	Hughes, Zack.....	1995-96
Bennett, Dean.....	2001-02	Cunningham, Bryce.....	2022-active	Garvin, Grayson.....	2009-11	Hunt, Sam.....	2022
Berkwich, Nelson.....	2021-22	Cunningham, Jason.....	2007-08	Garza, Aaron.....	2004-05	Infante, Julian.....	2016-19
Betourne, Cameron.....	2005-07	Daniels, David.....	1992-95	Geshke, Kevin.....	1998-01	Jackson, Hardie.....	1984-85
Bierman, Sean.....	2008-09	Darling, Scott.....	1983-84	Giannola, Rick.....	1994-97	Jackson, Joey.....	1985-87
Billings, Eric.....	2002	Daunic, Willy.....	1990-93	Gibbs, Jim.....	1981-84	Jacobson, Brett.....	2006-08
Blackburn, Mike.....	1983	Davis, Cooper.....	2018-21	Gillis, Jackson.....	2017-19	Jahnke, Don.....	1980-81
Blaylock, Garrett.....	2018	Davis, Glenn.....	1995-97	Ginther, Ryan.....	2022-active	Jefcoat, Mark.....	1995
Bleday, JJ.....	2017-19	Davis, Ryan.....	2005-07	Giobbi, Andrew.....	2007-10	Jenkins, Jimmy.....	1979
Bledsoe, Hunter.....	1997, 1999	Davis, Ty.....	2005-07	Gleason, Peter.....	1985	Jennings, Nelson.....	1977-80
Blue, Adam.....	2000-01	Day, Chandler.....	2016-18	Gleason, Rich.....	1980-81	Johns, Bryan.....	2010-11
Blumberg, Maury.....	1979, 1982	deAngelis, Larry.....	1979-80	Gobillot, Joe.....	2019	Johnson, David.....	1998
Bode, Mark.....	1970-73	DeFrance, Charles.....	1980-82	Godfrey, Ryan.....	2003	Johnson, Ryan.....	2015-16
Bohannon, Brad.....	1994	DeMarco, Pat.....	2018-19	Goldis, Eric.....	1993-94	Johnson, Will.....	2011-12
Bond, Will.....	1989	de la Osa, Dom.....	2005-08	Gomez, Anthony.....	2010-12	Johnston, Clinton.....	1996-98
Borchert, Bill.....	1977	Del George, Greg.....	2005-06	Gonzalez, Jayson.....	2018-19, 2021	Joiner, David.....	1984-87
Borland, Drew.....	1998-2000	Delay, Jason.....	2014-17	Goodenow, Richie.....	2008-10	Jones, Alonzo.....	2016-18
Borowsky, Erez.....	1981-82	Diaz, Davis.....	2022-active	Gooch, Mike.....	1970	Jones, Carlton.....	1991-92
Boulanger, Greg.....	1986-87	Diehl, Aaron.....	1999	Gordon, Rob.....	2022	Jones, Elliott.....	1970
Boutwell, Jeff.....	2003-04	Dill, Justin.....	1997-98	Govedarcia, Ted.....	1975-78	Jones, Spencer.....	2020-22
Boyett, Chuck.....	1969-72	Dison, Steve.....	1978-79	Graf, Scott.....	1985-87	Jones, Warner.....	2003-05
Bowden, Ben.....	2014-16	Ditto, Adam.....	1999	Graham, Jeff.....	1984-85	Jordan, Todd.....	1995-96
Bradfield Jr., Enrique.....	2021-23	Donahoo, Duane.....	1970-73	Gray, Sonny.....	2009-11	Justice, Matt.....	1990
Bradley, Gage.....	2021-22	Doolin, Michael.....	2020-23	Green, Tyler.....	2015-16	Kairit, Brant.....	1992-95
Brecht, Tim.....	1983-84	Douillard, Jonathan.....	2001-04	Greene, Jimbo.....	1986	Kaiser, Connor.....	2016-18
Brewer, Alex.....	2017	Duke, Alvin.....	1996-99	Greene, Steve.....	1990-92	Kaiser, Erik.....	2018-20
Brewer, Russell.....	2008-10	Duncan, Rick.....	1972-75	Gregor, Conrad.....	2011-13	Kata, Matt.....	1997-99
Broadus, Chris.....	2001-02	Dutkanych IV, Andrew.....	2023-active	Gregory, Wayne.....	1975-78	Kaye, John.....	2001-03
Brown, Aaron.....	2018	Duvall, Ty.....	2017-20	Griffin, Tom.....	1984-85	Keegan, Dominic.....	2019-22
Brown, Ryan.....	1995-96	Dyer, K.C.....	2000-01	Grisanti, Walker.....	2016-19	Keenan, Ryan.....	2020
Brown, Tyler.....	2018-20	Dykes, Jimmy.....	1995-98	Groner, Tim.....	1985	Kemp, Tony.....	2011-13
Brown, Watson.....	1972	Eder, Jake.....	2018-20	Haigler, Phillip.....	1995-96	Kendall, Jeren.....	2015-17
Buehler, Walker.....	2013-15	Edwards, Jeff.....	1982-84	Hanks, Parker.....	2006-08	Kern, Greg.....	1980
Buher, Guy.....	1977-78	Elliott, Bump.....	1992-95	Hansen, Brett.....	2021-22	Key, Lewis.....	1975-76
Buice, Deron.....	1987	Elliott, Jason.....	1992-95	Hardin, Bill.....	1973-76	Kilichowski, John.....	2014-16
Bulger, Jack.....	2021-active	Elliott, Justin.....	2002	Harrell, Connor.....	2010-13	Kim, Gil.....	2003-05
Burger, Steve.....	1972, 1974	Elliott, Mark.....	1977-80	Harris, Andrew.....	2010-13	King, Bart.....	1989-90
Burns, Gary.....	1980-81	Ellison, Karl.....	2014-16	Harris, Brian.....	2007-10	King, Zach.....	2017-19
Buschmann, Matt.....	2003-06	Ellison, Mickey.....	1990-93	Harris, Robert.....	1976-79	Kittrell, Rickey.....	1976-78
Byrd, Mike.....	1997-99	Espinal, Alan.....	2021-active	Harrison, Bob.....	1970	Kleinschrodt, Bill.....	2004-05
Cabrera, Ulises.....	2000-01	Esposito, Jason.....	2009-11	Harvey, Chris.....	2012-14	Klippenstein, Kelly.....	1986
Cafaro, Rocco.....	1992	Estep, Steve.....	1970-72	Harvie, Brad.....	1986-87	Klosterman, Ryan.....	2003-04
Callahan, Jeff.....	1988-89	Evans, Donye.....	2021-22	Hastings, Brad.....	1996-97	Kodali, Devan.....	2023-active
Campbell, Tyler.....	2013-16	Everett, Donny.....	2016	Hatcher, Ronald.....	2001	Kolinsky, Keenan.....	2011-13
Carrier, Derek.....	1976	Fair, Doug.....	1982-83	Hawkins, Carter.....	2003-07	Kolwyck, Tate.....	2019-22
Carroll, Adams.....	1970-71	Fann, Drew.....	2009-12	Hayes, Drew.....	2008-10	Kropf, Andy.....	1997-00
Carter, Greysen.....	2022-active	Faulkner, Steven.....	2001-02	Hayes, Sterling.....	2019-20	Kropf, Mickey.....	2003-04
Casali, Curt.....	2008-11	Farese, Jason.....	1994-97	Hazen, Cam.....	1985-88	Kruchten, Mark.....	1987-91
Casas, Gavin.....	2021-22	Farley, Brian.....	1982	Heins, Jim.....	1986-89	Lamm, Mark.....	2008-11
Castellano, Connor.....	2012	Faussett, Aaron.....	1999	Hench, Bill.....	1977-80	Lane, Steve.....	1975-78

Letter Winners

LaNeve, Troy2020-active	Moviel, Greg.....2004-06	Robbins, Jason.....1992-95	Stover, Paxon2017-18
Lanius, Roby1977	Moynihan, Matt.....1993-95	Roberts, John1986	Stricker, Dan.....1999
Larkin, Ronnie1983	Muckerheide, Todd1987-90	Robertson, Cliff.....1975-76	Stubbs, Cam1981-82
Latimer, Bob.....1973-76	Mullins, Ryan2003-05	Robertson, Jerry.....1975-77	Sues, Jeff.....2002-05
Lawson, Donald.....1981-1982, 1984	Mundy, Joey2015	Rocker, Kumar.....2019-21	Sullivan, Charlie1991
Lee, Josh.....2011	Murfee, Penn2015-17	Rodriguez, C.J.....2020-21	Swanson, Dansby2013-15
Leiter, Jack2020-21	Murphy, Luke.....2020-21	Rogers, JD2022-active	Taylor, Bruce1984-85
Leonard, Ernie.....1973-76	Murray, Mark.....1993-94	Rogers, Nolan2014-16	Taylor, Rucker2003-06
Lewis, Jensen2003-05	Navin, Spencer2011-13	Romero Jr., Maxwell.....2020-21	Terry, Kyle.....1991-96
Lewis, Ryan1997	Nenad, David1980-81	Rote, Ryan.....2004-05	Thomas, Greg1991-93
Liddle, Steven.....2008-09	Newell, Scott1989-92	Ruppenthal, Matt2015-17	Thomas, Isaiah.....2019-21
Lind, Sam.....2011	Nicolas, Cesar2001-04	Rutledge, Brooks.....2000-01	Thompson, Alex.....1970
Lipscomb, Brant1972-73	Nicolich, Bob1983-84	Sabino, Liam2015-16	Thompson, JD.....2023-active
Lipton, Kurt.....2006-07	Nielsen, Bart1991-94	Sadecki, Steve1989-91	Tinsley, Steve1972-75
Little, Christian2021-22	Noland, Parker.....2020-23	Sahagian, Bill.....1976-78	Toffey, Will2015-17
Little, Jeff.....1999-02	Nonemaker, Karl1999-2002	Sandborn, Michael2017-18	Trenning, Jeff1983-85
Loftus, Joe2009-11	Norwood, John.....2012-14	Sanderson, Scott.....1976-77	Turnbull, John.....1988-91
Logan, Scott.....1988-90	Nuismer, Jack.....1976-79	Sands, Craig.....1994-95	Turner, Tim1981-82
Love, Jeff.....1970-71	Nurkka, Hal.....1983-84	Schabes, Bob.....1986-89	Turner, Xavier2013-14
Luellwitz, Sean1999-02	O'Dowd, Jack2021	Schaller, Reid.....2018	Tuizer, David.....1997
Luna, D.J.2012-13	Olvey, Bill1981-83	Schifman, Jim.....1987-90	Tyler, Steve1975
Lupo, Jack2011-13	Ortiz, Gabe2009	Schley, Steve1979	Valente, Lou1992-93
Luten, Sam1978-79	Ortiz, Ray1995-96	Schoell, Nathan1993	Vanderhoff, Scott1999-2002
Macias, David.....2005-08	Ott, Mike1981	Schreck, R.J.....2023	Vastine, Jonathan.....2022-active
Madison, Scotti.....1977-80	Owen, Blake.....2003-04	Schulte, Vance.....1986-87	Vaughn, Matt2000-01
Magrans, Kyle.....2022	Owen, Hunter.....2021-23	Schultz, Thomas.....2020-23	Vaz, Javier2021-22
Malcom, John2019	Palmore, Wayne1972-74	Schwartz, Steven.....2008	Velazquez, Ray2023-active
Maldonado, Chris2023-active	Parke, John1985-86	Scoggins, Bob1986-87	Velz, Jeff.....1993-94
Maldonado, Nick.....2020-23	Parker, Carl1986	Scott, John2002-03	VerHagen, Drew2012
Mallory Jr., Kenny2022	Parker, Drake.....2015	Scott, Stephen.....2016-19	Wagner, Michael.....2004-05
Malloy, Justyn-Henry.....2019-20	Patton, Benton1985	Scott, Worth.....2001-04	Wallace, David1999-2001
Malmo, Dede.....1986-88	Paul, Ethan2016-19	Selman, Sam.....2010-12	Wallace, Nick2000
Manley, Dickey.....1974	Paul, Josh1994-96	Seretti, Giovanni.....2003	Wallace, Sam1970-72
Manning, Joey2008-09	Pauly, William2003	Seybt, Paul.....1995-98	Wasilewski, Tom.....1982-84
Mansolino, Tony2002-05	Pecoraro, T.J.2011-14	Shao, Stephen.....2004	Weathers, Casey2006
Manson, Marvin1974-77	Peeples, Jeff1970-73	Shapiro, Scott.....2002	Weatherspoon, Kenny.....1986
Manton, Jason.....1992	Pendley, Tom.....1992-93	Shearer, Doug.....1986	Wells, Greg1979-81
Marquis, Matt.....2009	Pfeifer, Philip2012-13, 2015	Sheffield, Jordan.....2015-16	Welp, David1995-96
Martin, Austin2018-20	Pike, Mike.....1977-80	Shiple, Ted1972-74	Wessel, Doug1970-73
Martin, Jeff.....1990-92	Pilkington, Nick2003-04	Shiverick, Bill1983-86	West, Rick1994-95
Mascolo, Mark.....1983	Pittaro, C.J2021	Shoemaker, Brad.....1989-90	Westlake, Aaron.....2008-11
Maultsby, Chris.....1999-2002	Placenti, Ron1974-75	Sholl, Kenny.....1976-77	Whately, Gabe1992-93
Maziarka, Mike.....1986-87	Polk, Matthew2022-pres.	Simpson, Zach.....2002-04	Whipple, Boomer.....1992-95
McCarty, Aubrey2015	Popovich, Brian1988	Sims, Tommy.....1983	White, DeWayne1979
McCarthy, Mike.....1979-81	Poteet, Logan.....2023-active	Skaggs, Mike.....1987-90	White, Ed.....1971-73
McClure, Alex2009	Powell, Tommy.....1970-73	Skibitsky, Jeff1998	White, Jonathan2006-09
McClure, Michael2002	Prather, Stephen1998-2000	Skillman, Kyle.....1998	Whitt, Cody1978-79
McCullough, Clayton1999	Price, David.....2005-07	Skinner, Chris1981-85	Wiel, Zander.....2013-15
McDonnough, Matt.....1993-94	Prince, Justin.....1999	Skinner, David1980-82	Wierciszewski, Mark1990-91
McElvain, Chris.....2020-22	Prince, Travis1996-98	Smith, Archie1985-87	Wiles, Ed.....1974-77
McGarry, Matt2016-17	Prior, Mark1999	Smith, Christian.....2022	Williams, Corey.....2010-11
McGill, Ronnie.....1990-93	Prothro, John2000-02	Smith, Ethan2019-21	Williams, Gerald1982
McGraner, Matt.....2003-04	Purdy, Alan1990-93	Smith, Greg.....1985-88	Williams, Jerry.....1977-81
McKeithan, Joel2011-13	Puskarich, Darren1983	Smith, Jay2000-02	Willis, Justin.....2018
McKenzie, T.J.2020-23	Raby, Patrick2016-19	Smith, JoJo.....1989-91	Willis, Mike1969-72
McLean, John1970-73	Ralston, Barry1980-81	Smith, Kyle.....2013-16	Wills, Angier1979
McLochlin, Mike.....1988-90	Ramsey, George.....1964	Smith, Robert1986-88	Wilson, Justin2018
McPherson, Scott1978	Ransom, Robert.....2001-03	Smith, Scott.....1995-96	Wilson, Nevin2012-13
Meadows, Tydus.....1996-98	Ravenelle, Adam.....2012-14	Smith, Tim1987-88	Wilson, Steve1971-72, 1974
Meingasner, Matt.....2006	Ray, Harrison2017-20	Snider, Collin2015-17	Winchester, Bill.....1970-72
Menees, Gene1974-75	Reasonover, Jerry1971-72	Snow, Bert1996-98	Wiseman, Rhett2013-15
Miller, Brian2012-14	Redovian, Jim.....1987-88	Solomon, Tyler2018	Wittenbraker, Tom1970-71
Miller, Jared2012-14	Reese, Brad1989-93	Sowers, Jeremy2002-04	Wix, Stephen.....1993-96
Minor, Mike2007-09	Reese, Charlie1981-84	Spagnuolo, Brendan2015	Wolfe, Matt2023-active
Monroe, Mark.....1990	Regen, Colton2022-active	St. Luce, Kellen2008	Woods, David.....1997-98
Montgomery, Ryan.....1994-95	Reid, Chase2008-10	Stamps, Joe.....1979-81	Woodward, Terry.....1975-76
Moore, Grayson2021-23	Reilly, Patrick2021-23	Stavnes, Paul.....1996	Wormsley, Jordan2008-10
Moore, Mike1975	Reynolds, Bryan2014-16	Steele, Evan2016	Woyce, Abbie1982-85
Moore, Navery2009-11	Reynolds, Riley2009-12	Stefiuk, Ryan.....2021	Wright, Kyle2015-17
Moore, Tom1973	Rhoden, Tyler2004, 2006-07	Stempel, Paul2001-02	Wright, Mike.....1976-78
Morrissey, Dan1981	Rhodes, Ricky1971-75	Stone, Hayden2014-16	Yanello, John1980-81
Morrissey, Mike1989-92	Rice, Steven2011-14	Stone, Ken1970	Yarbrough, Kent1982-83
Morrow, Joe.....1989-91	Richardson, Antoan.....2004-05	Stoner, Jim1978	Yastrzemski, Mike2010-13
Morrow, Nick.....1991-94	Robin, Shea2005-08	Stover, Bob1970-71	Yee, Damon.....1997-2000

Letter Winners

Young, Andy..... 1984
Young, Carter..... 2020-22
Young, Mark..... 1979
Young, Steve..... 1989
Zdanowicz, Tom..... 1988
Zeid, Josh 2006
Zeller, Matt..... 2002-05
Ziomek, Kevin..... 2011-13
Zgonc, Kevin..... 1991-92