



Officials: Tiffany Bird, Meadow Overstreet, Cameron Inouye

Georgia - 55

Record: 12-17 (3-13)

NO.	Name	F	Min	FG	3P	FT	Rebounds			Fouls		TP	AS	TO	ST	Blocks		+/-
				M-A	M-A	M-A	OR	DR	TOT	PF	FD					BS	BA	
20	Jordan Cole	F	19:58	2-3	0-0	1-2	3	3	6	4	4	5	1	2	1	0	1	-15
35	Javyn Nicholson	F	33:22	5-13	0-0	4-4	3	6	9	4	4	14	3	5	1	1	1	-9
10	De'Mauri Flournoy	G	20:23	3-8	2-4	0-0	0	0	0	2	1	8	1	1	1	0	0	-14
11	Asia Avinger	G	28:27	0-7	0-3	0-0	1	7	8	4	2	0	5	3	1	0	1	-14
12	Taniyah Thompson	G	32:33	4-10	1-1	2-2	0	5	5	0	2	11	1	1	0	0	0	-18
1	Chloe Chapman		14:58	4-4	0-0	0-0	0	1	1	2	0	8	1	1	1	0	0	-4
30	Amiya Evans		10:05	1-2	0-0	0-0	0	1	1	1	0	2	1	1	0	0	0	-8
2	Savannah Henderson		26:35	1-5	1-5	0-0	0	1	1	1	1	3	1	3	0	0	0	-5
21	Fatima Diakhate		13:40	2-3	0-0	0-0	0	0	0	1	0	4	0	0	0	1	0	2
Team												0			2			
<b>Totals</b>				22-55	4-13	7-8	10	25	35	19	14	55	14	19	5	2	3	-17

Technical Fouls::NONE

Shooting By Period		
1 <sup>st</sup> FG%	5-14	35.7%
3PT%	0-2	0.0%
FT%	0-0	0%
2 <sup>nd</sup> FG%	4-17	23.5%
3PT%	0-4	0.0%
FT%	0-0	0%
3 <sup>rd</sup> FG%	10-15	66.7%
3PT%	3-4	75.0%
FT%	4-4	100%
4 <sup>th</sup> FG%	3-9	33.3%
3PT%	1-3	33.3%
FT%	3-4	75%
GM FG%	22-55	40.0%
3PT%	4-13	30.8%
FT%	7-8	87.5%

Dead Ball Rebounds: 0, 0

Vanderbilt - 72

Record: 22-8 (9-7)

NO.	Name	F	Min	FG	3P	FT	Rebounds			Fouls		TP	AS	TO	ST	Blocks		+/-
				M-A	M-A	M-A	OR	DR	TOT	PF	FD					BS	BA	
12	Khamil Pierre	F	17:31	2-10	0-0	2-2	1	4	5	2	1	6	2	1	2	0	1	6
35	Sacha Washington	F	33:55	5-13	0-0	3-4	7	6	13	2	5	13	2	3	1	1	1	12
3	Jordyn Cambridge	G	38:01	3-13	1-6	2-4	1	5	6	3	4	9	5	4	5	1	0	17
21	Bella LaChance	G	03:11	1-1	0-0	0-0	0	0	0	0	0	2	0	0	1	0	0	2
23	Iyana Moore	G	37:24	7-12	3-6	11-11	0	2	2	3	6	28	3	2	1	0	0	19
13	Justine Pissott		33:29	4-9	4-8	0-0	0	3	3	1	2	12	0	1	0	1	0	21
11	Jordyn Oliver		24:57	1-2	0-0	0-0	1	3	4	3	1	2	5	0	2	0	0	13
5	Ryanne Allen		04:07	0-0	0-0	0-0	0	0	0	0	0	0	0	0	0	0	0	1
24	Aga Makurat		04:49	0-0	0-0	0-0	0	0	0	0	0	0	0	0	0	0	0	-4
2	Jada Brown		02:36	0-0	0-0	0-0	0	0	0	0	0	0	0	0	0	0	0	-2
Team							1	1	2			0			0			
<b>Totals</b>				23-60	8-20	18-21	11	24	35	14	19	72	17	11	12	3	2	17

Technical Fouls::NONE

Shooting By Period		
1 <sup>st</sup> FG%	7-20	35.0%
3PT%	3-8	37.5%
FT%	0-0	0%
2 <sup>nd</sup> FG%	3-13	23.1%
3PT%	1-3	33.3%
FT%	6-6	100%
3 <sup>rd</sup> FG%	6-13	46.2%
3PT%	2-4	50.0%
FT%	11-13	84.6%
4 <sup>th</sup> FG%	7-14	50.0%
3PT%	2-5	40.0%
FT%	1-2	50%
GM FG%	23-60	38.3%
3PT%	8-20	40.0%
FT%	18-21	85.7%

Dead Ball Rebounds: 4, 0

	UGA	Vandy
Biggest lead	2 (1 <sup>st</sup> 7:29)	17 (4 <sup>th</sup> 3:25)
Best Scoring Run	9 (3 <sup>rd</sup> 1:26)	13 (1 <sup>st</sup> 4:24)
Lead Changes	1	
Times Tied	1	
Time with Lead	00:18	36:24

	UGA	Vandy
Points from		
Turnovers	7	16
Paint	20	22
Second Chance	7	6
Fast Breaks	8	8
Bench	17	14

	Period by Period Scoring				
	1st	2nd	3rd	4th	TOT
UGA	10	8	27	10	55
Vandy	17	13	25	17	72



**Georgia at Vanderbilt**

03/03/24 Memorial Gymnasium, Nashville  
2023-24 Women's Basketball

**Game Time:** 1:00 PM  
**Game Duration:** 1:59  
**Attendance:** 3,739

**Officials:** Tiffany Bird, Meadow Overstreet, Cameron Inouye

**Period 1**

**Quarter Starters:**

<b>Vandy</b>	3 Cambridge J	12 Pierre K	21 LaChance B	23 Moore I	35 Washington S
<b>UGA</b>	10 Flournoy D	11 Avinger A	12 Thompson T	20 Cole J	35 Nicholson J

Game Time	Vandy	Score	Diff	UGA
10:00	35 WASHINGTON S jumpball won			35 NICHOLSON J jumpball lost
09:32	23 MOORE I 3pt FG , jump shot missed			
09:30				12 THOMPSON T defensive rebound (1)
09:13	12 PIERRE K steal (1)			35 NICHOLSON J turnover bad pass (1)
08:47	12 PIERRE K 2pt FG from turnover outside the paint, pull up jump shot missed			
08:44				12 THOMPSON T defensive rebound (2)
08:33				11 AVINGER A 3pt FG , jump shot missed
08:31	3 CAMBRIDGE J defensive rebound (1)			
08:25	3 CAMBRIDGE J 3pt FG , jump shot missed			
08:22				35 NICHOLSON J defensive rebound (1)
08:18				11 AVINGER A turnover bad pass (1)
08:18	21 LACHANCE B substitution out			
08:18	13 PISSOTT J substitution in			
07:57	12 PIERRE K 2pt FG from turnover in the paint, driving layup missed			
07:54	35 WASHINGTON S offensive rebound (1)			
07:49	23 MOORE I 3pt FG from turnover second chance, jump shot missed			
07:47				11 AVINGER A defensive rebound (1)
07:40				12 THOMPSON T 2pt FG outside the paint, pull up jump shot missed
07:38				20 COLE J offensive rebound (1)
07:29		<b>0-2</b>	<b>-2</b>	10 FLOURNOY D 2pt FG second chance outside the paint, pull up jump shot made (2)
07:11	12 PIERRE K 2pt FG outside the paint, pull up jump shot made (2)	<b>2-2</b>	<b>0</b>	
07:11	35 WASHINGTON S assist (1)			
06:54				35 NICHOLSON J 2pt FG outside the paint, jump shot missed
06:52				20 COLE J offensive rebound (2)
06:40				35 NICHOLSON J 2pt FG second chance in the paint, layup missed
06:36	23 MOORE I defensive rebound (1)			
06:24	13 PISSOTT J 3pt FG , jump shot made (3)	<b>5-2</b>	<b>3</b>	
06:24	3 CAMBRIDGE J assist (1)			
06:07				35 NICHOLSON J 2pt FG outside the paint, turnaround jump shot missed
06:05	35 WASHINGTON S defensive rebound (2)			
05:57	35 WASHINGTON S foul offensive (1 - 1)			10 FLOURNOY D foul drawn (1)
05:57	35 WASHINGTON S turnover offensive (1)			
05:57	12 PIERRE K substitution out			
05:57	11 OLIVER J substitution in			
05:45	35 WASHINGTON S foul drawn (1)			35 NICHOLSON J foul offensive (1 - 1)
05:45				35 NICHOLSON J turnover offensive (2)
05:27	23 MOORE I 2pt FG from turnover outside the paint, jump shot made (2)	<b>7-2</b>	<b>5</b>	



**Georgia at Vanderbilt**

03/03/24 Memorial Gymnasium, Nashville  
2023-24 Women's Basketball

**Game Time:** 1:00 PM  
**Game Duration:** 1:59  
**Attendance:** 3,739

**Officials:** Tiffany Bird, Meadow Overstreet, Cameron Inouye

Game Time	Vandy	Score	Diff	UGA
05:27	35 WASHINGTON S assist (2)			
05:11				35 NICHOLSON J 2pt FG in the paint, layup missed
05:08	3 CAMBRIDGE J defensive rebound (2)			
05:01	23 MOORE I 3pt FG , jump shot made (5)	<b>10-2</b>	<b>8</b>	
05:01	11 OLIVER J assist (1)			
04:58				Timeout 30 Sec
04:58	Timeout media			
04:58				10 FLOURNOY D substitution out
04:58				35 NICHOLSON J substitution out
04:58				1 CHAPMAN C substitution in
04:58				30 EVANS A substitution in
04:32				12 THOMPSON T 2pt FG outside the paint, pull up jump shot missed
04:30	11 OLIVER J defensive rebound (1)			
04:24	13 PISSOTT J 3pt FG fast break, jump shot made (6)	<b>13-2</b>	<b>11</b>	
04:24	11 OLIVER J assist (2)			
04:03		<b>13-4</b>	<b>9</b>	20 COLE J 2pt FG in the paint, driving layup made (2)
03:47	35 WASHINGTON S 2pt FG outside the paint, jump shot missed			
03:45				11 AVINGER A defensive rebound (2)
03:32		<b>13-6</b>	<b>7</b>	12 THOMPSON T 2pt FG outside the paint, pull up jump shot made (2)
03:32				20 COLE J assist (1)
03:15	23 MOORE I 2pt FG outside the paint, pull up jump shot made (7)	<b>15-6</b>	<b>9</b>	
02:49				20 COLE J 2pt FG in the paint, layup blocked
02:49	35 WASHINGTON S block (1)			
02:46	11 OLIVER J defensive rebound (2)			
02:46	11 OLIVER J foul drawn (1)			20 COLE J foul personal (1 - 2)
02:46				12 THOMPSON T substitution out
02:46				2 HENDERSON S substitution in
02:46	11 OLIVER J substitution out			
02:46	13 PISSOTT J substitution out			
02:46	35 WASHINGTON S substitution out			
02:46	5 ALLEN R substitution in			
02:46	12 PIERRE K substitution in			
02:46	24 MAKURAT A substitution in			
02:46				20 COLE J substitution out
02:46				30 EVANS A substitution out
02:46				21 DIAKHATE F substitution in
02:46				35 NICHOLSON J substitution in
02:29	12 PIERRE K 2pt FG outside the paint, jump shot missed			
02:27				35 NICHOLSON J defensive rebound (2)
02:20				2 HENDERSON S turnover out of bounds (1)
02:02	3 CAMBRIDGE J 2pt FG from turnover outside the paint, pull up jump shot missed			
02:00				11 AVINGER A defensive rebound (3)
01:53		<b>15-8</b>	<b>7</b>	1 CHAPMAN C 2pt FG fast break outside the paint, pull up jump shot made (2)
01:53				11 AVINGER A assist (1)
01:23	12 PIERRE K 2pt FG in the paint, layup blocked			
01:23				21 DIAKHATE F block (1)



Official Basketball Play by Play - 1st Period

**Georgia at Vanderbilt**

03/03/24 Memorial Gymnasium, Nashville  
2023-24 Women's Basketball

**Game Time:** 1:00 PM

**Game Duration:** 1:59

**Attendance:** 3,739

**Officials:** Tiffany Bird, Meadow Overstreet, Cameron Inouye

Game Time	Vandy	Score	Diff	UGA
01:20				11 AVINGER A defensive rebound (4)
01:14				2 HENDERSON S 3pt FG , jump shot missed
01:12	12 PIERRE K defensive rebound (1)			
01:05	3 CAMBRIDGE J foul drawn (1)			11 AVINGER A foul personal (1 - 3)
01:05	5 ALLEN R substitution out			
01:05	12 PIERRE K substitution out			
01:05	11 OLIVER J substitution in			
01:05	35 WASHINGTON S substitution in			
01:04	35 WASHINGTON S 2pt FG in the paint, layup missed			
01:01	35 WASHINGTON S offensive rebound (3)			
01:01	35 WASHINGTON S 2pt FG second chance in the paint, layup missed			
01:01	11 OLIVER J offensive rebound (3)			
00:57	3 CAMBRIDGE J 3pt FG second chance, jump shot missed			
00:55	35 WASHINGTON S offensive rebound (4)			
00:52	23 MOORE I 3pt FG second chance, jump shot missed			
00:49				defensive rebound (11)
00:31		<b>15-10</b>	<b>5</b>	35 NICHOLSON J 2pt FG outside the paint, jump shot made (2)
00:31				1 CHAPMAN C assist (1)
00:06	35 WASHINGTON S 2pt FG in the paint, layup made (2)	<b>17-10</b>	<b>7</b>	
00:06	3 CAMBRIDGE J assist (2)			
<b>END OF PERIOD</b>				
<b>Vandy 17-10 UGA</b>				



**Georgia at Vanderbilt**

03/03/24 Memorial Gymnasium, Nashville  
2023-24 Women's Basketball

Game Time: 1:00 PM  
Game Duration: 1:59  
Attendance: 3,739

Officials: Tiffany Bird, Meadow Overstreet, Cameron Inouye

**Georgia - 10**

NO.	Name	F	Min	FG	3P	FT	Rebounds			Fouls		TP	AS	TO	ST	Blocks		+/-
				M-A	M-A	M-A	OR	DR	TOT	PF	FD					BS	BA	
20	Jordan Cole	F	07:14	1-2	0-0	0-0	2	0	2	1	0	2	1	0	0	0	1	-9
35	Javyn Nicholson	F	07:48	1-5	0-0	0-0	0	2	2	1	0	2	0	2	0	0	0	-6
10	De'Mauri Flournoy	G	05:02	1-1	0-0	0-0	0	0	0	0	1	2	0	0	0	0	0	-8
11	Asia Avinger	G	10:00	0-1	0-1	0-0	0	4	4	1	0	0	1	1	0	0	0	-7
12	Tanyiah Thompson	G	07:14	1-3	0-0	0-0	0	2	2	0	0	2	0	0	0	0	0	-9
1	Chloe Chapman		04:58	1-1	0-0	0-0	0	0	0	0	0	2	1	0	0	0	0	1
30	Amiya Evans		02:12	0-0	0-0	0-0	0	0	0	0	0	0	0	0	0	0	0	-1
2	Savannah Henderson		02:46	0-1	0-1	0-0	0	0	0	0	0	0	0	1	0	0	0	2
21	Fatima Diakhate		02:46	0-0	0-0	0-0	0	0	0	0	0	0	0	0	0	1	0	2
Team							0	1	1			0		0				
<b>Totals</b>				5-14	0-2	0-0	2	9	11	3	1	10	3	4	0	1	1	-7

Shooting By Period		
1st FG%	5-14	35.7%
3PT%	0-2	0.0%
FT%	0-0	0%
GM FG%	5-14	35.7%
3PT%	0-2	0.0%
FT%	0-0	0.0%

Dead Ball Rebounds: 0, 0

Technical Fouls::NONE

**Vanderbilt - 17**

NO.	Name	F	Min	FG	3P	FT	Rebounds			Fouls		TP	AS	TO	ST	Blocks		+/-
				M-A	M-A	M-A	OR	DR	TOT	PF	FD					BS	BA	
12	Khamil Pierre	F	05:44	1-5	0-0	0-0	0	1	1	0	0	2	0	0	1	0	1	1
35	Sacha Washington	F	08:19	1-4	0-0	0-0	3	1	4	1	1	2	2	1	0	1	0	9
3	Jordyn Cambridge	G	10:00	0-3	0-2	0-0	0	2	2	0	1	0	2	0	0	0	0	7
21	Bella LaChance	G	01:42	0-0	0-0	0-0	0	0	0	0	0	0	0	0	0	0	0	0
23	Iyana Moore	G	10:00	3-6	1-4	0-0	0	1	1	0	0	7	0	0	0	0	0	7
13	Justine Pissott		05:32	2-2	2-2	0-0	0	0	0	0	0	6	0	0	0	0	0	9
11	Jordyn Oliver		04:16	0-0	0-0	0-0	1	2	3	0	1	0	2	0	0	0	0	6
5	Ryanne Allen		01:41	0-0	0-0	0-0	0	0	0	0	0	0	0	0	0	0	0	-2
24	Aga Makurat		02:46	0-0	0-0	0-0	0	0	0	0	0	0	0	0	0	0	0	-2
Team							0	0	0			0		0				
<b>Totals</b>				7-20	3-8	0-0	4	7	11	1	3	17	6	1	1	1	1	7

Shooting By Period		
1st FG%	7-20	35.0%
3PT%	3-8	37.5%
FT%	0-0	0%
GM FG%	7-20	35.0%
3PT%	3-8	37.5%
FT%	0-0	0.0%

Dead Ball Rebounds: 0, 0

Technical Fouls::NONE

	UGA	Vandy
Biggest lead	2 (1st 7:29)	11 (1st 4:24)
Best Scoring Run	4(1st 3:32)	13(1st 4:24)
Lead Changes	1	
Times Tied	1	
Time with Lead	00:18	06:24

Points from	UGA	Vandy
Turnovers	0	2
Paint	2	2
Second Chance	2	0
Fast Breaks	2	3
Bench	2	6

	Period by Period Scoring				
	1st	2nd	3rd	4th	TOT
UGA	10	8	27	10	55
Vandy	17	13	25	17	72



**Georgia at Vanderbilt**

03/03/24 Memorial Gymnasium, Nashville  
2023-24 Women's Basketball

**Game Time:** 1:00 PM  
**Game Duration:** 1:59  
**Attendance:** 3,739

**Officials:** Tiffany Bird, Meadow Overstreet, Cameron Inouye

**Period 2**

**Quarter Starters:**

<b>Vandy</b>	3 Cambridge J	11 Oliver J	13 Pissott J	23 Moore I	35 Washington S
<b>UGA</b>	1 Chapman C	2 Henderson S	10 Flournoy D	21 Diakhate F	35 Nicholson J

Game Time	Vandy	Score	Diff	UGA
10:00	24 MAKURAT A substitution out			
10:00	13 PISSOTT J substitution in			
10:00				11 AVINGER A substitution out
10:00				10 FLOURNOY D substitution in
09:46				21 DIAKHATE F 2pt FG in the paint, layup missed
09:44	35 WASHINGTON S defensive rebound (5)			
09:39	13 PISSOTT J 3pt FG , jump shot missed			
09:36	35 WASHINGTON S offensive rebound (6)			
09:23	13 PISSOTT J turnover travel (1)			
09:11				10 FLOURNOY D 3pt FG from turnover, jump shot missed
09:08	35 WASHINGTON S defensive rebound (7)			
08:50	23 MOORE I foul drawn (1)			1 CHAPMAN C foul shooting (1 - 1)
08:50				21 DIAKHATE F substitution out
08:50				20 COLE J substitution in
08:50	23 MOORE I free throw 1 - 2 made (8)	<b>18-10</b>	<b>8</b>	
08:50	23 MOORE I free throw 2 - 2 made (9)	<b>19-10</b>	<b>9</b>	
08:30		<b>19-12</b>	<b>7</b>	1 CHAPMAN C 2pt FG in the paint, layup made (4)
08:30				10 FLOURNOY D assist (1)
08:07	35 WASHINGTON S 2pt FG in the paint, hook shot missed			
08:05				35 NICHOLSON J defensive rebound (3)
07:53				35 NICHOLSON J 2pt FG outside the paint, jump shot missed
07:51	3 CAMBRIDGE J defensive rebound (3)			
07:43	jump ball situation			
07:43	11 OLIVER J substitution out			
07:43	13 PISSOTT J substitution out			
07:43	12 PIERRE K substitution in			
07:43	24 MAKURAT A substitution in			
07:29	3 CAMBRIDGE J 2pt FG outside the paint, step back jump shot missed			
07:26	35 WASHINGTON S offensive rebound (8)			
07:24	3 CAMBRIDGE J turnover bad pass (1)			1 CHAPMAN C steal (1)
07:20		<b>19-14</b>	<b>5</b>	1 CHAPMAN C 2pt FG fast break from turnover in the paint, driving layup made (6)
06:50	3 CAMBRIDGE J foul drawn (2)			20 COLE J foul personal (2 - 2)
06:50				10 FLOURNOY D substitution out
06:50				20 COLE J substitution out
06:50				11 AVINGER A substitution in
06:50				30 EVANS A substitution in
06:50	3 CAMBRIDGE J substitution out			
06:50	11 OLIVER J substitution in			
06:34	35 WASHINGTON S 2pt FG in the paint, layup missed			
06:32				35 NICHOLSON J defensive rebound (4)
06:25		<b>19-16</b>	<b>3</b>	30 EVANS A 2pt FG in the paint, layup made (2)
06:25				11 AVINGER A assist (2)



**Georgia at Vanderbilt**

03/03/24 Memorial Gymnasium, Nashville  
2023-24 Women's Basketball

**Game Time:** 1:00 PM  
**Game Duration:** 1:59  
**Attendance:** 3,739

**Officials:** Tiffany Bird, Meadow Overstreet, Cameron Inouye

Game Time	Vandy	Score	Diff	UGA
06:20	Timeout 30 Sec			
06:20	Timeout media			
06:20	11 OLIVER J substitution out			
06:20	24 MAKURAT A substitution out			
06:20	35 WASHINGTON S substitution out			
06:20	3 CAMBRIDGE J substitution in			
06:20	5 ALLEN R substitution in			
06:20	13 PISSOTT J substitution in			
05:57	13 PISSOTT J 3pt FG , jump shot made (9)	<b>22-16</b>	<b>6</b>	
05:57	12 PIERRE K assist (1)			
05:41				2 HENDERSON S turnover lost ball (2)
05:41				2 HENDERSON S substitution out
05:41				12 THOMPSON T substitution in
05:19	12 PIERRE K 2pt FG from turnover outside the paint, jump shot missed			
05:17				35 NICHOLSON J defensive rebound (5)
05:11		<b>22-18</b>	<b>4</b>	1 CHAPMAN C 2pt FG fast break in the paint, driving layup made (8)
04:56	23 MOORE I turnover bad pass (1)			
04:56	12 PIERRE K substitution out			
04:56	35 WASHINGTON S substitution in			
04:34	23 MOORE I foul personal (1 - 1)			11 AVINGER A foul drawn (1)
04:34	5 ALLEN R substitution out			
04:34	11 OLIVER J substitution in			
04:27				12 THOMPSON T 2pt FG from turnover in the paint, floating jump shot missed
04:27	35 WASHINGTON S defensive rebound (9)			
03:59	11 OLIVER J 2pt FG outside the paint, jump shot made (2)	<b>24-18</b>	<b>6</b>	
03:59	3 CAMBRIDGE J assist (3)			
03:39				11 AVINGER A 3pt FG , jump shot missed
03:37	23 MOORE I defensive rebound (2)			
03:31	23 MOORE I turnover bad pass (2)			35 NICHOLSON J steal (1)
03:24	11 OLIVER J steal (1)			11 AVINGER A turnover bad pass (2)
03:18	23 MOORE I foul drawn (2)			1 CHAPMAN C foul shooting (2 - 3)
03:18				30 EVANS A substitution out
03:18				10 FLOURNOY D substitution in
03:18	23 MOORE I free throw 1 - 2 made (10)	<b>25-18</b>	<b>7</b>	
03:18	23 MOORE I free throw 2 - 2 made (11)	<b>26-18</b>	<b>8</b>	
03:00				10 FLOURNOY D 2pt FG in the paint, driving layup missed
02:57				35 NICHOLSON J offensive rebound (6)
02:56				35 NICHOLSON J 2pt FG second chance in the paint, layup blocked
02:56	13 PISSOTT J block (1)			
02:56				offensive rebound (16)
02:56	3 CAMBRIDGE J foul personal (1 - 2)			12 THOMPSON T foul drawn (1)
02:55				12 THOMPSON T 2pt FG second chance in the paint, jump shot missed
02:54				11 AVINGER A offensive rebound (5)
02:49	13 PISSOTT J foul personal (1 - 3)			35 NICHOLSON J foul drawn (1)
02:40	3 CAMBRIDGE J steal (1)			10 FLOURNOY D turnover lost ball (1)
02:34				10 FLOURNOY D substitution out



**Georgia at Vanderbilt**

03/03/24 Memorial Gymnasium, Nashville  
2023-24 Women's Basketball

**Game Time:** 1:00 PM  
**Game Duration:** 1:59  
**Attendance:** 3,739

**Officials:** Tiffany Bird, Meadow Overstreet, Cameron Inouye

Game Time	Vandy	Score	Diff	UGA
02:34				2 HENDERSON S substitution in
02:26	35 WASHINGTON S 2pt FG from turnover in the paint, layup missed			
02:24				1 CHAPMAN C defensive rebound (1)
02:20				11 AVINGER A 2pt FG in the paint, layup blocked
02:20	3 CAMBRIDGE J block (1)			
02:20				offensive rebound (19)
02:20	35 WASHINGTON S substitution out			
02:20	12 PIERRE K substitution in			
02:20				35 NICHOLSON J substitution out
02:20				30 EVANS A substitution in
02:12				11 AVINGER A 2pt FG second chance outside the paint, jump shot missed
02:10	11 OLIVER J defensive rebound (4)			
01:52	3 CAMBRIDGE J 3pt FG , jump shot missed			
01:49	offensive rebound (20)			
01:47	13 PISSOTT J 2pt FG second chance outside the paint, jump shot missed			
01:41				12 THOMPSON T defensive rebound (3)
01:41	jump ball situation			
01:41				30 EVANS A substitution out
01:41				35 NICHOLSON J substitution in
01:22	12 PIERRE K steal (2)			1 CHAPMAN C turnover bad pass (1)
01:17	12 PIERRE K 2pt FG from turnover in the paint, driving layup missed			
01:14	12 PIERRE K offensive rebound (2)			
01:13	12 PIERRE K 2pt FG from turnover second chance in the paint, layup made (4)	<b>28-18</b>	<b>10</b>	
01:09				Timeout 30 Sec
01:09				35 NICHOLSON J substitution out
01:09				30 EVANS A substitution in
00:48				30 EVANS A 2pt FG in the paint, layup missed
00:46				offensive rebound (21)
00:44				2 HENDERSON S 3pt FG second chance, jump shot missed
00:41	13 PISSOTT J defensive rebound (1)			
00:22	23 MOORE I foul drawn (3)			11 AVINGER A foul shooting (2 - 4)
00:22				11 AVINGER A substitution out
00:22				10 FLOURNOY D substitution in
00:22				30 EVANS A substitution out
00:22				35 NICHOLSON J substitution in
00:22				12 THOMPSON T substitution out
00:22				30 EVANS A substitution in
00:22	23 MOORE I free throw 1 - 2 made (12)	<b>29-18</b>	<b>11</b>	
00:22	23 MOORE I free throw 2 - 2 made (13)	<b>30-18</b>	<b>12</b>	
00:22	23 MOORE I substitution out			
00:22	2 BROWN J substitution in			
00:08				2 HENDERSON S 3pt FG , jump shot missed
00:04	defensive rebound (23)			
00:01	3 CAMBRIDGE J 2pt FG outside the paint, jump shot missed			
00:01	offensive dead ball rebound (1)			
<b>END OF PERIOD</b>				





Official Basketball Play by Play - 2nd Period

### Georgia at Vanderbilt

03/03/24 Memorial Gymnasium, Nashville  
2023-24 Women's Basketball

**Game Time:** 1:00 PM

**Game Duration:** 1:59

**Attendance:** 3,739

**Officials:** Tiffany Bird, Meadow Overstreet, Cameron Inouye

Game Time	Vandy	Score	Diff	UGA
Vandy 30-18 UGA				



**Georgia at Vanderbilt**

03/03/24 Memorial Gymnasium, Nashville  
2023-24 Women's Basketball

Game Time: 1:00 PM  
Game Duration: 1:59  
Attendance: 3,739

Officials: Tiffany Bird, Meadow Overstreet, Cameron Inouye

**Georgia - 8**

NO.	Name	F	Min	FG			Rebounds			Fouls		TP	AS	TO	ST	Blocks		+/-
				M-A	M-A	M-A	OR	DR	TOT	PF	FD					BS	BA	
20	Jordan Cole	F	02:00	0-0	0-0	0-0	0	0	0	1	0	0	0	0	0	0	0	2
35	Javyn Nicholson	F	08:34	0-2	0-0	0-0	1	3	4	0	1	0	0	0	1	0	1	-5
10	De'Mauri Flournoy	G	04:16	0-2	0-1	0-0	0	0	0	0	0	1	1	0	0	0	-2	
11	Asia Avinger	G	06:28	0-3	0-1	0-0	1	0	1	1	1	0	1	1	0	1	-5	
12	Tanyiah Thompson	G	05:19	0-2	0-0	0-0	0	1	1	0	1	0	0	0	0	0	-4	
1	Chloe Chapman		10:00	3-3	0-0	0-0	0	1	1	2	0	6	0	1	1	0	-5	
21	Fatima Diakhate		01:10	0-1	0-0	0-0	0	0	0	0	0	0	0	0	0	0	0	
30	Amiya Evans		05:20	1-2	0-0	0-0	0	0	0	0	0	2	0	0	0	0	-3	
2	Savannah Henderson		06:53	0-2	0-2	0-0	0	0	0	0	0	0	0	1	0	0	-3	
Team							3	0	3		0		0					
<b>Totals</b>				4-17	0-4	0-0	5	5	10	4	3	8	2	4	2	0	2	-5

Shooting By Period		
2 <sup>nd</sup> FG%	4-17	23.5%
3PT%	0-4	0.0%
FT%	0-0	0%
GM FG%	4-17	23.5%
3PT%	0-4	0.0%
FT%	0-0	0.0%

Dead Ball Rebounds: 0, 0

Technical Fouls::NONE

**Vanderbilt - 13**

NO.	Name	F	Min	FG			Rebounds			Fouls		TP	AS	TO	ST	Blocks		+/-
				M-A	M-A	M-A	OR	DR	TOT	PF	FD					BS	BA	
12	Khamil Pierre	F	05:07	1-3	0-0	0-0	1	0	1	0	0	2	1	0	1	0	0	1
35	Sacha Washington	F	06:16	0-3	0-0	0-0	2	3	5	0	0	0	0	0	0	0	0	0
3	Jordyn Cambridge	G	09:30	0-3	0-1	0-0	0	1	1	1	1	0	1	1	1	1	0	7
21	Bella LaChance	G	00:00	0-0	0-0	0-0	0	0	0	0	0	0	0	0	0	0	0	
23	Iyana Moore	G	09:38	0-0	0-0	6-6	0	1	1	1	3	6	0	2	0	0	0	5
13	Justine Pissott		08:37	1-3	1-2	0-0	0	1	1	1	0	3	0	1	0	1	0	9
24	Aga Makurat		01:23	0-0	0-0	0-0	0	0	0	0	0	0	0	0	0	0	0	-4
11	Jordyn Oliver		07:21	1-1	0-0	0-0	0	1	1	0	0	2	0	0	1	0	0	6
5	Ryanne Allen		01:46	0-0	0-0	0-0	0	0	0	0	0	0	0	0	0	0	0	1
2	Jada Brown		00:22	0-0	0-0	0-0	0	0	0	0	0	0	0	0	0	0	0	
Team							1	1	2		0		0					
<b>Totals</b>				3-13	1-3	6-6	4	8	12	3	4	13	2	4	3	2	0	5

Shooting By Period		
2 <sup>nd</sup> FG%	3-13	23.1%
3PT%	1-3	33.3%
FT%	6-6	100%
GM FG%	3-13	23.1%
3PT%	1-3	33.3%
FT%	6-6	100.0%

Dead Ball Rebounds: 1, 0

Technical Fouls::NONE

	UGA	Vandy
Biggest lead	0 (1 <sup>st</sup> 10:00)	12 (2 <sup>nd</sup> 0:22)
Best Scoring Run	6(2 <sup>nd</sup> 6:25)	8(2 <sup>nd</sup> 0:22)
Lead Changes	0	
Times Tied	0	
Time with Lead	00:00	09:46

Points from	UGA	Vandy
Turnovers	2	4
Paint	8	2
Second Chance	0	2
Fast Breaks	4	0
Bench	8	5

Period by Period Scoring					
	1st	2nd	3rd	4th	TOT
UGA	10	8	27	10	55
Vandy	17	13	25	17	72



**Georgia at Vanderbilt**

03/03/24 Memorial Gymnasium, Nashville  
2023-24 Women's Basketball

Game Time: 1:00 PM  
Game Duration: 1:59  
Attendance: 3,739

Officials: Tiffany Bird, Meadow Overstreet, Cameron Inouye

**Georgia - 18**

NO.	Name	F	Min	FG			Rebounds			Fouls		TP	AS	TO	ST	Blocks		+/-
				M-A	M-A	M-A	OR	DR	TOT	PF	FD					BS	BA	
20	Jordan Cole	F	09:14	1-2	0-0	0-0	2	0	2	2	0	2	1	0	0	0	1	-7
35	Javyn Nicholson	F	16:22	1-7	0-0	0-0	1	5	6	1	1	2	0	2	1	0	1	-11
10	De'Mauri Flournoy	G	09:18	1-3	0-1	0-0	0	0	0	0	1	2	1	1	0	0	0	-10
11	Asia Avinger	G	16:28	0-4	0-2	0-0	1	4	5	2	1	0	2	2	0	0	1	-12
12	Tanyiah Thompson	G	12:33	1-5	0-0	0-0	0	3	3	0	1	2	0	0	0	0	0	-13
1	Chloe Chapman		14:58	4-4	0-0	0-0	0	1	1	2	0	8	1	1	1	0	0	-4
30	Amiya Evans		07:32	1-2	0-0	0-0	0	0	0	0	0	2	0	0	0	0	0	-4
2	Savannah Henderson		09:39	0-3	0-3	0-0	0	0	0	0	0	0	0	2	0	0	0	-1
21	Fatima Diakhate		03:56	0-1	0-0	0-0	0	0	0	0	0	0	0	0	0	1	0	2
Team							3	1	4			0		0				
<b>Totals</b>				9-31	0-6	0-0	7	14	21	7	4	18	5	8	2	1	3	-12

Shooting By Period		
1 <sup>st</sup> FG%	5-14	35.7%
3PT%	0-2	0.0%
FT%	0-0	0%
2 <sup>nd</sup> FG%	4-17	23.5%
3PT%	0-4	0.0%
FT%	0-0	0%
GM FG%	9-31	29.0%
3PT%	0-6	0.0%
FT%	0-0	0.0%

Dead Ball Rebounds: 0, 0

Technical Fouls::NONE

**Vanderbilt - 30**

NO.	Name	F	Min	FG			Rebounds			Fouls		TP	AS	TO	ST	Blocks		+/-
				M-A	M-A	M-A	OR	DR	TOT	PF	FD					BS	BA	
12	Khamil Pierre	F	10:51	2-8	0-0	0-0	1	1	2	0	0	4	1	0	2	0	1	2
35	Sacha Washington	F	14:35	1-7	0-0	0-0	5	4	9	1	1	2	2	1	0	1	0	9
3	Jordyn Cambridge	G	19:30	0-6	0-3	0-0	0	3	3	1	2	0	3	1	1	1	0	14
21	Bella LaChance	G	01:42	0-0	0-0	0-0	0	0	0	0	0	0	0	0	0	0	0	0
23	Iyana Moore	G	19:38	3-6	1-4	6-6	0	2	2	1	3	13	0	2	0	0	0	12
13	Justine Pissott		14:09	3-5	3-4	0-0	0	1	1	1	0	9	0	1	0	1	0	18
11	Jordyn Oliver		11:37	1-1	0-0	0-0	1	3	4	0	1	2	2	0	1	0	0	12
5	Ryanne Allen		03:27	0-0	0-0	0-0	0	0	0	0	0	0	0	0	0	0	0	-1
24	Aga Makurat		04:09	0-0	0-0	0-0	0	0	0	0	0	0	0	0	0	0	0	-6
2	Jada Brown		00:22	0-0	0-0	0-0	0	0	0	0	0	0	0	0	0	0	0	0
Team							1	1	2			0		0				
<b>Totals</b>				10-33	4-11	6-6	8	15	23	4	7	30	8	5	4	3	1	12

Shooting By Period		
1 <sup>st</sup> FG%	7-20	35.0%
3PT%	3-8	37.5%
FT%	0-0	0%
2 <sup>nd</sup> FG%	3-13	23.1%
3PT%	1-3	33.3%
FT%	6-6	100%
GM FG%	10-33	30.3%
3PT%	4-11	36.4%
FT%	6-6	100.0%

Dead Ball Rebounds: 1, 0

Technical Fouls::NONE

	UGA	Vandy
Biggest lead	2 (1 <sup>st</sup> 7:29)	12 (2 <sup>nd</sup> 0:22)
Best Scoring Run	6(2 <sup>nd</sup> 6:25)	13(1 <sup>st</sup> 4:24)
Lead Changes	1	
Times Tied	1	
Time with Lead	00:18	16:24

	UGA	Vandy
Points from		
Turnovers	2	6
Paint	10	4
Second Chance	2	2
Fast Breaks	6	3
Bench	10	11

	Period by Period Scoring				
	1st	2nd	3rd	4th	TOT
UGA	10	8	27	10	55
Vandy	17	13	25	17	72



**Georgia at Vanderbilt**

03/03/24 Memorial Gymnasium, Nashville  
2023-24 Women's Basketball

**Game Time:** 1:00 PM  
**Game Duration:** 1:59  
**Attendance:** 3,739

**Officials:** Tiffany Bird, Meadow Overstreet, Cameron Inouye

**Period 3**

**Quarter Starters:**

<b>Vandy</b>	3 Cambridge J	12 Pierre K	13 Pissott J	23 Moore I	35 Washington S
<b>UGA</b>	10 Flournoy D	11 Avinger A	12 Thompson T	20 Cole J	35 Nicholson J

Game Time	Vandy	Score	Diff	UGA
10:00	2 BROWN J substitution out			
10:00	11 OLIVER J substitution out			
10:00	23 MOORE I substitution in			
10:00	35 WASHINGTON S substitution in			
10:00				1 CHAPMAN C substitution out
10:00				2 HENDERSON S substitution out
10:00				30 EVANS A substitution out
10:00				11 AVINGER A substitution in
10:00				12 THOMPSON T substitution in
10:00				20 COLE J substitution in
09:52	jump ball situation			
09:52	3 CAMBRIDGE J turnover lost ball (2)			10 FLOURNOY D steal (1)
09:40				12 THOMPSON T 2pt FG from turnover outside the paint, jump shot missed
09:38	12 PIERRE K defensive rebound (3)			
09:28	12 PIERRE K turnover lost ball (1)			20 COLE J steal (1)
09:19				10 FLOURNOY D 3pt FG from turnover, jump shot missed
09:16	12 PIERRE K defensive rebound (4)			
09:03	12 PIERRE K foul drawn (1)			20 COLE J foul shooting (3 - 1)
09:03				20 COLE J substitution out
09:03				30 EVANS A substitution in
09:03	12 PIERRE K free throw 1 - 2 made (5)	<b>31-18</b>	<b>13</b>	
09:03	12 PIERRE K free throw 2 - 2 made (6)	<b>32-18</b>	<b>14</b>	
08:50				35 NICHOLSON J 2pt FG outside the paint, pull up jump shot missed
08:47	12 PIERRE K defensive rebound (5)			
08:38	35 WASHINGTON S 2pt FG in the paint, layup blocked			
08:38				35 NICHOLSON J block (1)
08:34				11 AVINGER A defensive rebound (6)
08:31				11 AVINGER A 2pt FG in the paint, driving layup missed
08:29	35 WASHINGTON S defensive rebound (10)			
08:23	3 CAMBRIDGE J 2pt FG in the paint, driving layup missed			
08:21				11 AVINGER A defensive rebound (7)
08:09		<b>32-20</b>	<b>12</b>	35 NICHOLSON J 2pt FG outside the paint, turnaround jump shot made (4)
08:09				30 EVANS A assist (1)
07:49	12 PIERRE K 2pt FG in the paint, jump shot missed			
07:47				30 EVANS A defensive rebound (1)
07:36	12 PIERRE K foul personal (1 - 1)			35 NICHOLSON J foul drawn (2)
07:36	12 PIERRE K substitution out			
07:36	11 OLIVER J substitution in			
07:32	3 CAMBRIDGE J foul personal (2 - 2)			11 AVINGER A foul drawn (2)
07:31	3 CAMBRIDGE J steal (2)			12 THOMPSON T turnover bad pass (1)
07:29	23 MOORE I foul drawn (4)			10 FLOURNOY D foul shooting (1 - 2)



**Georgia at Vanderbilt**

03/03/24 Memorial Gymnasium, Nashville  
2023-24 Women's Basketball

**Game Time:** 1:00 PM  
**Game Duration:** 1:59  
**Attendance:** 3,739

**Officials:** Tiffany Bird, Meadow Overstreet, Cameron Inouye

Game Time	Vandy	Score	Diff	UGA
07:29				30 EVANS A substitution out
07:29				21 DIAKHATE F substitution in
07:29	23 MOORE I free throw fast break 1 - 2 made (14)	<b>33-20</b>	<b>13</b>	
07:29	23 MOORE I free throw fast break 2 - 2 made (15)	<b>34-20</b>	<b>14</b>	
07:18		<b>34-23</b>	<b>11</b>	10 FLOURNOY D 3pt FG , pull up jump shot made (5)
07:18				11 AVINGER A assist (3)
06:56	23 MOORE I 2pt FG in the paint, driving layup made (17)	<b>36-23</b>	<b>13</b>	
06:56	23 MOORE I foul drawn (5)			11 AVINGER A foul shooting (3 - 3)
06:56				11 AVINGER A substitution out
06:56				2 HENDERSON S substitution in
06:56	23 MOORE I free throw 1 - 1 made (18)	<b>37-23</b>	<b>14</b>	
06:41		<b>37-25</b>	<b>12</b>	21 DIAKHATE F 2pt FG in the paint, layup made (2)
06:41				35 NICHOLSON J assist (1)
06:25	3 CAMBRIDGE J 2pt FG in the paint, driving layup missed			
06:22				12 THOMPSON T defensive rebound (4)
06:17		<b>37-27</b>	<b>10</b>	12 THOMPSON T 2pt FG fast break in the paint, driving layup made (4)
05:59	23 MOORE I 2pt FG in the paint, layup made (20)	<b>39-27</b>	<b>12</b>	
05:59	11 OLIVER J assist (3)			
05:40				10 FLOURNOY D 2pt FG outside the paint, pull up jump shot missed
05:37	3 CAMBRIDGE J defensive rebound (4)			
05:31	13 PISSOTT J 3pt FG , jump shot missed			
05:29	35 WASHINGTON S offensive rebound (11)			
05:28	35 WASHINGTON S 2pt FG second chance in the paint, layup made (4)	<b>41-27</b>	<b>14</b>	
05:27				Timeout 30 Sec
05:27				Timeout media
05:14	23 MOORE I foul personal (2 - 3)			2 HENDERSON S foul drawn (1)
04:55		<b>41-29</b>	<b>12</b>	12 THOMPSON T 2pt FG in the paint, driving layup made (6)
04:41	13 PISSOTT J 3pt FG , jump shot made (12)	<b>44-29</b>	<b>15</b>	
04:41	3 CAMBRIDGE J assist (4)			
04:19		<b>44-32</b>	<b>12</b>	2 HENDERSON S 3pt FG , jump shot made (3)
04:19				35 NICHOLSON J assist (2)
04:04	13 PISSOTT J foul drawn (1)			35 NICHOLSON J foul personal (2 - 4)
04:04				Timeout media
03:59	35 WASHINGTON S 2pt FG in the paint, layup made (6)	<b>46-32</b>	<b>14</b>	
03:59	3 CAMBRIDGE J assist (5)			
03:36	23 MOORE I foul shooting (3 - 4)			12 THOMPSON T foul drawn (2)
03:36		<b>46-33</b>	<b>13</b>	12 THOMPSON T free throw 1 - 2 made (7)
03:36		<b>46-34</b>	<b>12</b>	12 THOMPSON T free throw 2 - 2 made (8)
03:24	3 CAMBRIDGE J foul drawn (3)			10 FLOURNOY D foul personal (2 - 5)
03:24				10 FLOURNOY D substitution out
03:24				11 AVINGER A substitution in
03:24	23 MOORE I substitution out			
03:24	2 BROWN J substitution in			
03:24	3 CAMBRIDGE J free throw 1 - 2 missed			
03:24	offensive dead ball rebound (2)			
03:24	3 CAMBRIDGE J free throw 2 - 2 made (1)	<b>47-34</b>	<b>13</b>	
03:12		<b>47-36</b>	<b>11</b>	21 DIAKHATE F 2pt FG in the paint, layup made (4)



**Georgia at Vanderbilt**

03/03/24 Memorial Gymnasium, Nashville  
2023-24 Women's Basketball

**Game Time:** 1:00 PM  
**Game Duration:** 1:59  
**Attendance:** 3,739

**Officials:** Tiffany Bird, Meadow Overstreet, Cameron Inouye

Game Time	Vandy	Score	Diff	UGA
03:12				35 NICHOLSON J assist (3)
02:55	35 WASHINGTON S turnover travel (2)			
02:44		<b>47-39</b>	<b>8</b>	12 THOMPSON T 3pt FG from turnover, jump shot made (11)
02:44				11 AVINGER A assist (4)
02:39	Timeout 30 Sec			
02:39	2 BROWN J substitution out			
02:39	23 MOORE I substitution in			
02:22	23 MOORE I 2pt FG in the paint, driving layup missed			
02:18				11 AVINGER A defensive rebound (8)
02:08	11 OLIVER J foul shooting (1 - 5)			35 NICHOLSON J foul drawn (3)
02:08	11 OLIVER J substitution out			
02:08	12 PIERRE K substitution in			
02:08		<b>47-40</b>	<b>7</b>	35 NICHOLSON J free throw 1 - 2 made (5)
02:08		<b>47-41</b>	<b>6</b>	35 NICHOLSON J free throw 2 - 2 made (6)
01:41	35 WASHINGTON S turnover travel (3)			
01:26		<b>47-43</b>	<b>4</b>	35 NICHOLSON J 2pt FG from turnover outside the paint, jump shot made (8)
01:26				2 HENDERSON S assist (1)
00:57	35 WASHINGTON S foul drawn (2)			35 NICHOLSON J foul personal (3 - 6)
00:57	35 WASHINGTON S free throw 1 - 2 missed			
00:57	offensive dead ball rebound (3)			
00:57	35 WASHINGTON S free throw 2 - 2 made (7)	<b>48-43</b>	<b>5</b>	
00:45	13 PISSOTT J foul drawn (2)			35 NICHOLSON J foul offensive (4 - 7)
00:45				35 NICHOLSON J turnover offensive (3)
00:45				35 NICHOLSON J substitution out
00:45				30 EVANS A substitution in
00:45	23 MOORE I free throw 1 - 2 made (21)	<b>49-43</b>	<b>6</b>	
00:45	23 MOORE I free throw 2 - 2 made (22)	<b>50-43</b>	<b>7</b>	
00:45				turnover (11)
00:29	13 PISSOTT J 3pt FG from turnover, jump shot missed			
00:27	35 WASHINGTON S offensive rebound (12)			
00:26	35 WASHINGTON S foul drawn (3)			30 EVANS A foul personal (1 - 8)
00:26				30 EVANS A substitution out
00:26				20 COLE J substitution in
00:26	35 WASHINGTON S free throw 1 - 2 made (8)	<b>51-43</b>	<b>8</b>	
00:26	35 WASHINGTON S free throw 2 - 2 made (9)	<b>52-43</b>	<b>9</b>	
00:13		<b>52-45</b>	<b>7</b>	20 COLE J 2pt FG outside the paint, jump shot made (4)
00:13				12 THOMPSON T assist (1)
00:01	3 CAMBRIDGE J 3pt FG , jump shot made (4)	<b>55-45</b>	<b>10</b>	
<b>END OF PERIOD</b>				
<b>Vandy 55-45 UGA</b>				



**Georgia at Vanderbilt**

03/03/24 Memorial Gymnasium, Nashville  
2023-24 Women's Basketball

Game Time: 1:00 PM  
Game Duration: 1:59  
Attendance: 3,739

Officials: Tiffany Bird, Meadow Overstreet, Cameron Inouye

**Georgia - 27**

NO.	Name	F	Min	FG			Rebounds			Fouls		TP	AS	TO	ST	Blocks		+/-
				M-A	M-A	M-A	OR	DR	TOT	PF	FD					BS	BA	
20	Jordan Cole	F	01:24	1-1	0-0	0-0	0	0	0	1	0	2	0	0	1	0	0	-3
35	Javyn Nicholson	F	09:14	2-3	0-0	2-2	0	0	0	3	2	6	3	1	0	1	0	7
10	De'Mauri Flournoy	G	06:36	1-3	1-2	0-0	0	0	0	2	0	3	0	0	1	0	0	0
11	Asia Avinger	G	06:28	0-1	0-0	0-0	0	3	3	1	1	0	2	0	0	0	0	1
12	Taniyah Thompson	G	10:00	3-4	1-1	2-2	0	1	1	0	1	9	1	1	0	0	0	2
1	Chloe Chapman		00:00	0-0	0-0	0-0	0	0	0	0	0	0	0	0	0	0	0	0
30	Amiya Evans		01:53	0-0	0-0	0-0	0	1	1	1	0	0	1	0	0	0	0	-2
21	Fatima Diakhate		07:29	2-2	0-0	0-0	0	0	0	0	0	4	0	0	0	0	0	2
2	Savannah Henderson		06:56	1-1	1-1	0-0	0	0	0	0	1	3	1	0	0	0	0	3
Team							0	0	0		0			1				
<b>Totals</b>				10-15	3-4	4-4	0	5	5	8	5	27	8	3	2	1	0	2

Shooting By Period		
3rd FG%	10-15	66.7%
3PT%	3-4	75.0%
FT%	4-4	100%
GM FG%	10-15	66.7%
3PT%	3-4	75.0%
FT%	4-4	100.0%

Dead Ball Rebounds: 0, 0

Technical Fouls::NONE

**Vanderbilt - 25**

NO.	Name	F	Min	FG			Rebounds			Fouls		TP	AS	TO	ST	Blocks		+/-
				M-A	M-A	M-A	OR	DR	TOT	PF	FD					BS	BA	
12	Khamil Pierre	F	04:32	0-1	0-0	2-2	0	3	3	1	1	2	0	1	0	0	0	2
35	Sacha Washington	F	10:00	2-3	0-0	3-4	2	1	3	0	2	7	0	2	0	0	1	-2
3	Jordyn Cambridge	G	10:00	1-3	1-1	1-2	0	1	1	1	1	4	2	1	1	0	0	-2
21	Bella LaChance	G	00:00	0-0	0-0	0-0	0	0	0	0	0	0	0	0	0	0	0	0
23	Iyana Moore	G	09:15	2-3	0-0	5-5	0	0	0	2	2	9	0	0	0	0	0	2
13	Justine Pissott		10:00	1-3	1-3	0-0	0	0	0	0	2	3	0	0	0	0	0	-2
11	Jordyn Oliver		05:28	0-0	0-0	0-0	0	0	0	1	0	0	1	0	0	0	0	-4
2	Jada Brown		00:45	0-0	0-0	0-0	0	0	0	0	0	0	0	0	0	0	0	-4
Team							0	0	0		0			0				
<b>Totals</b>				6-13	2-4	11-13	2	5	7	5	8	25	3	4	1	0	1	-2

Shooting By Period		
3rd FG%	6-13	46.2%
3PT%	2-4	50.0%
FT%	11-13	84.6%
GM FG%	6-13	46.2%
3PT%	2-4	50.0%
FT%	11-13	84.6%

Dead Ball Rebounds: 2, 0

Technical Fouls::NONE

	UGA	Vandy
Biggest lead	0 (1 <sup>st</sup> 10:00)	15 (3 <sup>rd</sup> 4:41)
Best Scoring Run	9(3 <sup>rd</sup> 1:26)	5(3 <sup>rd</sup> 0:26)
Lead Changes	0	
Times Tied	0	
Time with Lead	00:00	09:40

Points from	UGA	Vandy
Turnovers	5	4
Paint	8	8
Second Chance	0	4
Fast Breaks	2	2
Bench	7	3

	Period by Period Scoring				
	1st	2nd	3rd	4th	TOT
UGA	10	8	27	10	55
Vandy	17	13	25	17	72



**Georgia at Vanderbilt**

03/03/24 Memorial Gymnasium, Nashville  
2023-24 Women's Basketball

**Game Time:** 1:00 PM  
**Game Duration:** 1:59  
**Attendance:** 3,739

**Officials:** Tiffany Bird, Meadow Overstreet, Cameron Inouye

**Period 4**

**Quarter Starters:**

<b>Vandy</b>	3 Cambridge J	12 Pierre K	13 Pissott J	23 Moore I	35 Washington S
<b>UGA</b>	2 Henderson S	11 Avinger A	12 Thompson T	20 Cole J	21 Diakhate F

Game Time	Vandy	Score	Diff	UGA
09:50	12 PIERRE K 2pt FG in the paint, layup missed			
09:48				20 COLE J defensive rebound (3)
09:33	35 WASHINGTON S steal (1)			2 HENDERSON S turnover bad pass (3)
09:13	23 MOORE I foul drawn (6)			11 AVINGER A foul personal (4 - 1)
09:13				11 AVINGER A substitution out
09:13				10 FLOURNOY D substitution in
09:11	13 PISSOTT J 3pt FG from turnover, jump shot missed			
09:07	3 CAMBRIDGE J offensive rebound (5)			
08:48	3 CAMBRIDGE J 3pt FG from turnover second chance, jump shot missed			
08:45				2 HENDERSON S defensive rebound (1)
08:32	12 PIERRE K foul personal (2 - 1)			20 COLE J foul drawn (1)
08:32	12 PIERRE K substitution out			
08:32	11 OLIVER J substitution in			
08:27	3 CAMBRIDGE J steal (3)			20 COLE J turnover lost ball (1)
08:25	3 CAMBRIDGE J foul drawn (4)			21 DIAKHATE F foul shooting (1 - 2)
08:25				21 DIAKHATE F substitution out
08:25				35 NICHOLSON J substitution in
08:25	3 CAMBRIDGE J free throw fast break 1 - 2 missed			
08:25	offensive dead ball rebound (4)			
08:25	3 CAMBRIDGE J free throw fast break 2 - 2 made (5)	<b>56-45</b>	<b>11</b>	
08:09				12 THOMPSON T 2pt FG in the paint, driving layup missed
08:07				20 COLE J offensive rebound (4)
08:07	11 OLIVER J foul personal (2 - 2)			20 COLE J foul drawn (2)
07:57		<b>56-48</b>	<b>8</b>	10 FLOURNOY D 3pt FG second chance, jump shot made (8)
07:37	35 WASHINGTON S 2pt FG in the paint, hook shot missed			
07:34				35 NICHOLSON J defensive rebound (7)
07:27	3 CAMBRIDGE J foul personal (3 - 3)			20 COLE J foul drawn (3)
07:23	23 MOORE I steal (1)			35 NICHOLSON J turnover bad pass (4)
07:01	23 MOORE I 2pt FG from turnover outside the paint, floating jump shot missed			
06:58				20 COLE J defensive rebound (5)
06:53	11 OLIVER J steal (2)			20 COLE J turnover lost ball (2)
06:48	3 CAMBRIDGE J 2pt FG fast break from turnover in the paint, driving layup made (7)	<b>58-48</b>	<b>10</b>	
06:48	11 OLIVER J assist (4)			
06:27	11 OLIVER J foul shooting (3 - 4)			20 COLE J foul drawn (4)
06:27		<b>58-49</b>	<b>9</b>	20 COLE J free throw 1 - 2 made (5)
06:27				20 COLE J free throw 2 - 2 missed
06:26				35 NICHOLSON J offensive rebound (8)
06:24		<b>58-51</b>	<b>7</b>	35 NICHOLSON J 2pt FG second chance outside the paint, turnaround jump shot made (10)
05:56	35 WASHINGTON S 2pt FG in the paint, layup made (11)	<b>60-51</b>	<b>9</b>	
05:56	23 MOORE I assist (1)			





**Georgia at Vanderbilt**

03/03/24 Memorial Gymnasium, Nashville  
2023-24 Women's Basketball

**Game Time:** 1:00 PM  
**Game Duration:** 1:59  
**Attendance:** 3,739

**Officials:** Tiffany Bird, Meadow Overstreet, Cameron Inouye

Game Time	Vandy	Score	Diff	UGA
05:39	3 CAMBRIDGE J steal (4)			35 NICHOLSON J turnover lost ball (5)
05:20	23 MOORE I 3pt FG from turnover, jump shot made (25)	<b>63-51</b>	<b>12</b>	
05:20	11 OLIVER J assist (5)			
05:02				10 FLOURNOY D 2pt FG outside the paint, pull up jump shot missed
05:00	13 PISSOTT J defensive rebound (2)			
04:46	3 CAMBRIDGE J 2pt FG in the paint, layup made (9)	<b>65-51</b>	<b>14</b>	
04:46	23 MOORE I assist (2)			
04:44				Timeout 30 Sec
04:44	Timeout media			
04:44				10 FLOURNOY D substitution out
04:44				11 AVINGER A substitution in
04:28				11 AVINGER A 3pt FG , jump shot missed
04:25				35 NICHOLSON J offensive rebound (9)
04:25	jump ball situation			
04:25				turnover sec 5 (17)
04:08	35 WASHINGTON S foul drawn (4)			20 COLE J foul personal (4 - 3)
03:53	11 OLIVER J 2pt FG from turnover in the paint, pull up jump shot missed			
03:51				12 THOMPSON T defensive rebound (5)
03:43				2 HENDERSON S 3pt FG , jump shot missed
03:40	13 PISSOTT J defensive rebound (3)			
03:25	23 MOORE I 3pt FG , jump shot made (28)	<b>68-51</b>	<b>17</b>	
03:13	35 WASHINGTON S foul shooting (2 - 5)			35 NICHOLSON J foul drawn (4)
03:13		<b>68-52</b>	<b>16</b>	35 NICHOLSON J free throw 1 - 2 made (11)
03:13		<b>68-53</b>	<b>15</b>	35 NICHOLSON J free throw 2 - 2 made (12)
02:49	3 CAMBRIDGE J 3pt FG , jump shot missed			
02:46				20 COLE J defensive rebound (6)
02:39				35 NICHOLSON J 2pt FG outside the paint, pull up jump shot missed
02:36	3 CAMBRIDGE J defensive rebound (6)			
02:17	35 WASHINGTON S 2pt FG in the paint, layup made (13)	<b>70-53</b>	<b>17</b>	
02:17	23 MOORE I assist (3)			
02:02		<b>70-55</b>	<b>15</b>	35 NICHOLSON J 2pt FG in the paint, driving layup made (14)
02:02				11 AVINGER A assist (5)
01:47	35 WASHINGTON S foul drawn (5)			2 HENDERSON S foul personal (1 - 4)
01:46	3 CAMBRIDGE J turnover bad pass (3)			11 AVINGER A steal (1)
01:44	3 CAMBRIDGE J steal (5)			11 AVINGER A turnover lost ball (3)
01:29	3 CAMBRIDGE J turnover bad pass (4)			
01:29	3 CAMBRIDGE J substitution out			
01:29	23 MOORE I substitution out			
01:29	2 BROWN J substitution in			
01:29	21 LACHANCE B substitution in			
01:07				11 AVINGER A 2pt FG from turnover in the paint, driving layup missed
01:04	35 WASHINGTON S defensive rebound (13)			
00:39	11 OLIVER J substitution out			
00:39	13 PISSOTT J substitution out			
00:39	35 WASHINGTON S substitution out			
00:39	5 ALLEN R substitution in			



Official Basketball Play by Play - 4th Period

### Georgia at Vanderbilt

03/03/24 Memorial Gymnasium, Nashville  
2023-24 Women's Basketball

**Game Time:** 1:00 PM  
**Game Duration:** 1:59  
**Attendance:** 3,739

**Officials:** Tiffany Bird, Meadow Overstreet, Cameron Inouye

Game Time	Vandy	Score	Diff	UGA
00:39	12 PIERRE K substitution in			
00:39	24 MAKURAT A substitution in			
00:39				20 COLE J substitution out
00:39				35 NICHOLSON J substitution out
00:39				21 DIAKHATE F substitution in
00:39				30 EVANS A substitution in
00:35	21 LACHANCE B 2pt FG in the paint, driving layup made (2)	<b>72-55</b>	<b>17</b>	
00:35	12 PIERRE K assist (2)			
00:16	21 LACHANCE B steal (1)			30 EVANS A turnover bad pass (1)
<b>END OF GAME</b>				
<b>Vandy 72-55 UGA</b>				



### Georgia at Vanderbilt

03/03/24 Memorial Gymnasium, Nashville  
2023-24 Women's Basketball

Game Time: 1:00 PM  
Game Duration: 1:59  
Attendance: 3,739

Officials: Tiffany Bird, Meadow Overstreet, Cameron Inouye

#### Georgia - 10

NO.	Name	F	Min	FG			Rebounds			Fouls		TP	AS	TO	ST	Blocks		+/-
				M-A	M-A	M-A	OR	DR	TOT	PF	FD					BS	BA	
20	Jordan Cole	F	09:20	0-0	0-0	1-2	1	3	4	1	4	1	0	2	0	0	0	-5
35	Javyn Nicholson	F	07:45	2-3	0-0	2-2	2	1	3	0	1	6	0	2	0	0	0	-5
10	De'Mauri Flournoy	G	04:29	1-2	1-1	0-0	0	0	0	0	0	3	0	0	0	0	0	-4
11	Asia Avinger	G	05:31	0-2	0-1	0-0	0	0	0	1	0	0	1	1	1	0	0	-3
12	Taniyah Thompson	G	10:00	0-1	0-0	0-0	0	1	1	0	0	0	0	0	0	0	0	-7
2	Savannah Henderson		10:00	0-1	0-1	0-0	0	1	1	1	0	0	0	1	0	0	0	-7
21	Fatima Diakhate		02:15	0-0	0-0	0-0	0	0	0	1	0	0	0	0	0	0	0	-2
30	Amiya Evans		00:40	0-0	0-0	0-0	0	0	0	0	0	0	0	1	0	0	0	-2
Team							0	0	0		0			1				
<b>Totals</b>				3-9	1-3	3-4	3	6	9	4	5	10	1	8	1	0	0	-7

Shooting By Period		
4 <sup>th</sup> FG%	3-9	33.3%
3PT%	1-3	33.3%
FT%	3-4	75%
GM FG%	3-9	33.3%
3PT%	1-3	33.3%
FT%	3-4	75.0%

Dead Ball Rebounds: 0, 0

Technical Fouls::NONE

#### Vanderbilt - 17

NO.	Name	F	Min	FG			Rebounds			Fouls		TP	AS	TO	ST	Blocks		+/-
				M-A	M-A	M-A	OR	DR	TOT	PF	FD					BS	BA	
12	Khamil Pierre	F	02:08	0-1	0-0	0-0	0	0	0	1	0	0	1	0	0	0	0	2
35	Sacha Washington	F	09:20	2-3	0-0	0-0	0	1	1	1	2	4	0	0	1	0	0	5
3	Jordyn Cambridge	G	08:31	2-4	0-2	1-2	1	1	2	1	1	5	0	2	3	0	0	5
21	Bella LaChance	G	01:29	1-1	0-0	0-0	0	0	0	0	0	2	0	0	1	0	0	2
23	Iyana Moore	G	08:31	2-3	2-2	0-0	0	0	0	0	1	6	3	0	1	0	0	5
13	Justine Pissott		09:20	0-1	0-1	0-0	0	2	2	0	0	0	0	0	0	0	0	5
11	Jordyn Oliver		07:52	0-1	0-0	0-0	0	0	0	2	0	0	2	0	1	0	0	5
2	Jada Brown		01:29	0-0	0-0	0-0	0	0	0	0	0	0	0	0	0	0	0	2
5	Ryanne Allen		00:40	0-0	0-0	0-0	0	0	0	0	0	0	0	0	0	0	0	2
24	Aga Makurat		00:40	0-0	0-0	0-0	0	0	0	0	0	0	0	0	0	0	0	2
Team							0	0	0		0			0				
<b>Totals</b>				7-14	2-5	1-2	1	4	5	5	4	17	6	2	7	0	0	7

Shooting By Period		
4 <sup>th</sup> FG%	7-14	50.0%
3PT%	2-5	40.0%
FT%	1-2	50%
GM FG%	7-14	50.0%
3PT%	2-5	40.0%
FT%	1-2	50.0%

Dead Ball Rebounds: 1, 0

Technical Fouls::NONE

	UGA	Vandy
Biggest lead	0 (1 <sup>st</sup> 10:00)	17 (4 <sup>th</sup> 3:25)
Best Scoring Run	3(4 <sup>th</sup> 7:57)	10(4 <sup>th</sup> 3:25)
Lead Changes	0	
Times Tied	0	
Time with Lead	00:00	09:50

	UGA	Vandy
Points from		
Turnovers	0	6
Paint	2	10
Second Chance	5	0
Fast Breaks	0	3
Bench	0	0

	Period by Period Scoring				
	1st	2nd	3rd	4th	TOT
UGA	10	8	27	10	55
Vandy	17	13	25	17	72



**Georgia at Vanderbilt**

03/03/24 Memorial Gymnasium, Nashville  
2023-24 Women's Basketball

Game Time: 1:00 PM  
Game Duration: 1:59  
Attendance: 3,739

Officials: Tiffany Bird, Meadow Overstreet, Cameron Inouye

**Georgia - 37**

NO.	Name	F	Min	FG			Rebounds			Fouls		TP	AS	TO	ST	Blocks		+/-
				M-A	M-A	M-A	OR	DR	TOT	PF	FD					BS	BA	
20	Jordan Cole	F	10:44	1-1	0-0	1-2	1	3	4	2	4	3	0	2	1	0	0	-8
35	Javyn Nicholson	F	16:59	4-6	0-0	4-4	2	1	3	3	3	12	3	3	0	1	0	2
10	De'Mauri Flournoy	G	11:05	2-5	2-3	0-0	0	0	0	2	0	6	0	0	1	0	0	-4
11	Asia Avinger	G	11:59	0-3	0-1	0-0	0	3	3	2	1	0	3	1	1	0	0	-2
12	Taniyah Thompson	G	20:00	3-5	1-1	2-2	0	2	2	0	1	9	1	1	0	0	0	-5
1	Chloe Chapman		00:00	0-0	0-0	0-0	0	0	0	0	0	0	0	0	0	0	0	0
30	Amiya Evans		02:33	0-0	0-0	0-0	0	1	1	1	0	0	1	1	0	0	0	-4
21	Fatima Diakhate		09:44	2-2	0-0	0-0	0	0	0	1	0	4	0	0	0	0	0	0
2	Savannah Henderson		16:56	1-2	1-2	0-0	0	1	1	1	1	3	1	1	0	0	0	-4
Team							0	0	0			0		2				
<b>Totals</b>				13-24	4-7	7-8	3	11	14	12	10	37	9	11	3	1	0	-5

Shooting By Period		
3 <sup>rd</sup> FG%	10-15	66.7%
3PT%	3-4	75.0%
FT%	4-4	100%
4 <sup>th</sup> FG%	3-9	33.3%
3PT%	1-3	33.3%
FT%	3-4	75%
GM FG%	13-24	54.2%
3PT%	4-7	57.1%
FT%	7-8	87.5%

Dead Ball Rebounds: 0, 0

Technical Fouls::NONE

**Vanderbilt - 42**

NO.	Name	F	Min	FG			Rebounds			Fouls		TP	AS	TO	ST	Blocks		+/-
				M-A	M-A	M-A	OR	DR	TOT	PF	FD					BS	BA	
12	Khamil Pierre	F	06:40	0-2	0-0	2-2	0	3	3	2	1	2	1	1	0	0	0	4
35	Sacha Washington	F	19:20	4-6	0-0	3-4	2	2	4	1	4	11	0	2	1	0	1	3
3	Jordyn Cambridge	G	18:31	3-7	1-3	2-4	1	2	3	2	2	9	2	3	4	0	0	3
21	Bella LaChance	G	01:29	1-1	0-0	0-0	0	0	0	0	0	2	0	0	1	0	0	2
23	Iyana Moore	G	17:46	4-6	2-2	5-5	0	0	0	2	3	15	3	0	1	0	0	7
13	Justine Pissott		19:20	1-4	1-4	0-0	0	2	2	0	2	3	0	0	0	0	0	3
11	Jordyn Oliver		13:20	0-1	0-0	0-0	0	0	0	3	0	0	3	0	1	0	0	1
2	Jada Brown		02:14	0-0	0-0	0-0	0	0	0	0	0	0	0	0	0	0	0	-2
5	Ryanne Allen		00:40	0-0	0-0	0-0	0	0	0	0	0	0	0	0	0	0	0	2
24	Aga Makurat		00:40	0-0	0-0	0-0	0	0	0	0	0	0	0	0	0	0	0	2
Team							0	0	0			0		0				
<b>Totals</b>				13-27	4-9	12-15	3	9	12	10	12	42	9	6	8	0	1	5

Shooting By Period		
3 <sup>rd</sup> FG%	6-13	46.2%
3PT%	2-4	50.0%
FT%	11-13	84.6%
4 <sup>th</sup> FG%	7-14	50.0%
3PT%	2-5	40.0%
FT%	1-2	50%
GM FG%	13-27	48.1%
3PT%	4-9	44.4%
FT%	12-15	80.0%

Dead Ball Rebounds: 3, 0

Technical Fouls::NONE

	UGA	Vandy
Biggest lead	0 (1 <sup>st</sup> 10:00)	17 (4 <sup>th</sup> 3:25)
Best Scoring Run	9(3 <sup>rd</sup> 1:26)	10(4 <sup>th</sup> 3:25)
Lead Changes	0	
Times Tied	0	
Time with Lead	00:00	19:40

	UGA	Vandy
Points from		
Turnovers	5	10
Paint	10	18
Second Chance	5	4
Fast Breaks	2	5
Bench	7	3

	Period by Period Scoring				
	1st	2nd	3rd	4th	TOT
UGA	10	8	27	10	55
Vandy	17	13	25	17	72

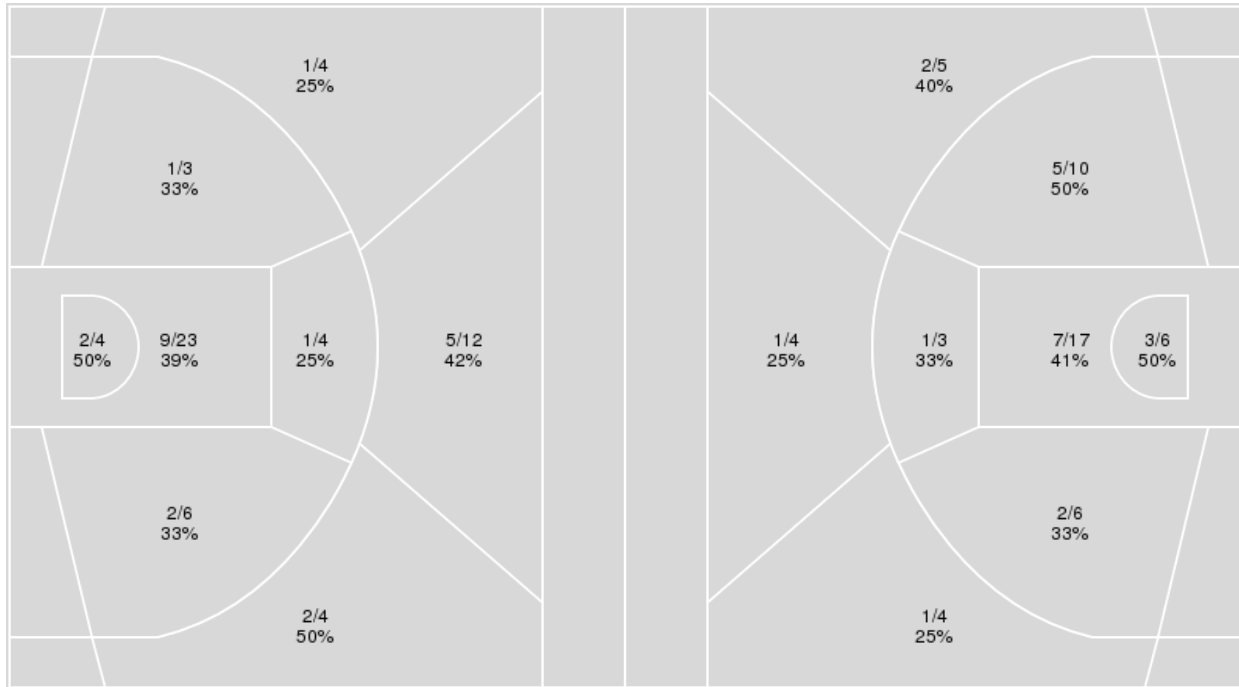


**Officials:** Tiffany Bird, Meadow Overstreet, Cameron Inouye

{ Players => 2, 3, 4, 5, 10, 11, 12, 13, 14, 21, 23, 24, 35; } FG Types => { Players => All; } FG Types => All; Results => All;  
 All; Results => All;

**Vanderbilt**

**Georgia**



Vanderbilt	M/A	%
Field Goals	23/60	38
2 Points	15/40	38
3 Points	8/20	40
Free Throws	18/21	86

Georgia	M/A	%
Field Goals	22/55	40
2 Points	18/42	43
3 Points	4/13	31
Free Throws	7/8	88



**Georgia at Vanderbilt**

03/03/24 Memorial Gymnasium, Nashville  
2023-24 Women's Basketball

Game Time: 1:00 PM  
Game Duration: 1:59  
Attendance: 3,739

Officials: Tiffany Bird, Meadow Overstreet, Cameron Inouye

**Georgia**

No	Name	Mins		Score		Points Diff		Points per Min		Assists		Rebounds		Steals		Turnovers	
		On	Off	On	Off	On	Off	On	Off	On	Off	On	Off	On	Off	On	Off
1	Chloe Chapman	14:58	25:02	16 - 20	39 - 52	-4	-13	1.07	1.56	5	9	15	20	2	3	5	14
2	Savannah Henderson	26:35	13:25	42 - 47	13 - 25	-5	-12	1.58	0.97	11	3	21	14	2	3	13	6
10	De'Mauri Flournoy	20:23	19:37	28 - 42	27 - 30	-14	-3	1.37	1.38	5	9	19	16	3	2	9	10
11	Asia Avinger	28:27	11:33	34 - 48	21 - 24	-14	-3	1.20	1.82	11	3	28	7	4	1	15	4
12	Tanyiah Thompson	32:33	07:27	45 - 63	10 - 9	-18	1	1.38	1.34	10	4	29	6	4	1	17	2
20	Jordan Cole	19:58	20:02	22 - 37	33 - 35	-15	-2	1.10	1.65	4	10	17	18	4	1	10	9
21	Fatima Diakhate	13:40	26:20	29 - 27	26 - 45	2	-19	2.12	0.99	9	5	8	27	0	5	6	13
30	Amiya Evans	10:05	29:55	10 - 18	45 - 54	-8	-9	0.99	1.50	3	11	8	27	1	4	5	14
35	Javyn Nicholson	33:22	06:38	49 - 58	6 - 14	-9	-8	1.47	0.90	12	2	30	5	5	0	15	4

**Vanderbilt**

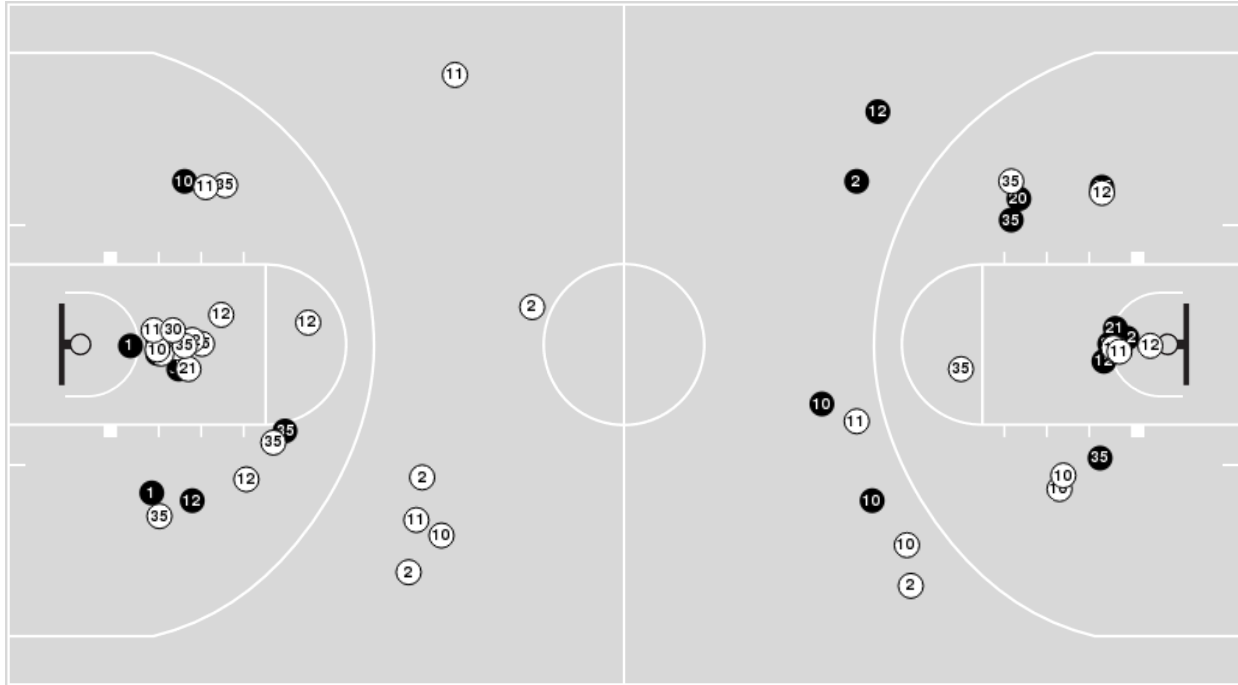
No	Name	Mins		Score		Points Diff		Points per Min		Assists		Rebounds		Steals		Turnovers	
		On	Off	On	Off	On	Off	On	Off	On	Off	On	Off	On	Off	On	Off
2	Jada Brown	02:36	37:24	3 - 5	69 - 50	-2	19	1.15	1.85	1	16	2	33	1	11	1	10
3	Jordyn Cambridge	38:01	01:59	70 - 53	2 - 2	17	0	1.84	1.01	16	1	34	1	11	1	11	0
5	Ryanne Allen	04:07	35:53	5 - 4	67 - 51	1	16	1.22	1.87	2	15	1	34	1	11	1	10
11	Jordyn Oliver	24:57	15:03	52 - 39	20 - 16	13	4	2.08	1.33	13	4	23	12	9	3	5	6
12	Khamil Pierre	17:31	22:29	24 - 18	48 - 37	6	11	1.37	2.13	4	13	17	18	4	8	6	5
13	Justine Pissott	33:29	06:31	68 - 47	4 - 8	21	-4	2.03	0.61	15	2	29	6	10	2	10	1
21	Bella LaChance	03:11	36:49	2 - 0	70 - 55	2	15	0.63	1.90	1	16	2	33	2	10	0	11
23	Iyana Moore	37:24	02:36	69 - 50	3 - 5	19	-2	1.85	1.15	16	1	33	2	11	1	10	1
24	Aga Makurat	04:49	35:11	4 - 8	68 - 47	-4	21	0.83	1.93	2	15	5	30	1	11	1	10
35	Sacha Washington	33:55	06:05	63 - 51	9 - 4	12	5	1.86	1.48	15	2	29	6	10	2	10	1



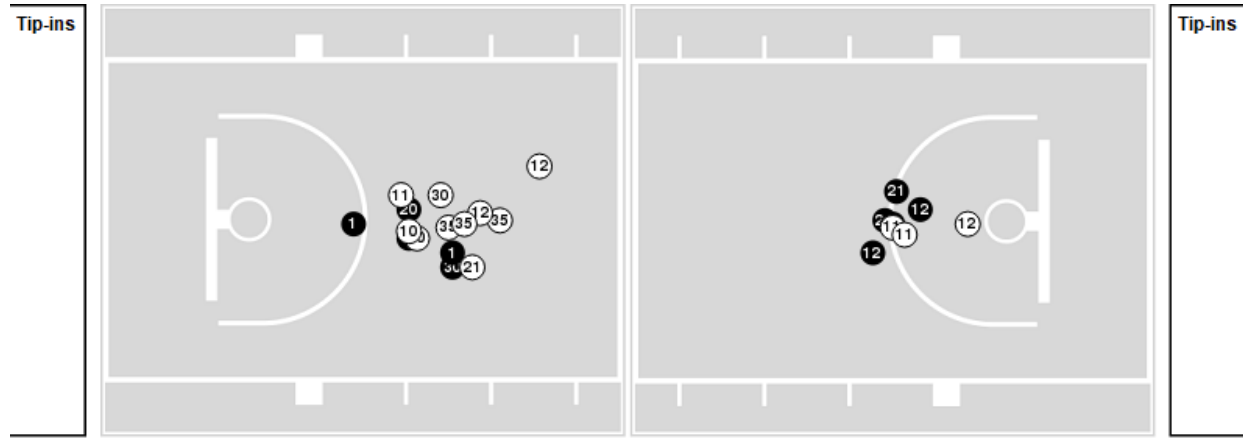
**Officials:** Tiffany Bird, Meadow Overstreet, Cameron Inouye

Players => AllFG Types=>AllResults=>All  
**Georgia**

**All Field Goals**



**Blow Up Chart**



**N** Made    **O** Missed    N - Player Number

Georgia	M/A	%
Field Goals	22/55	40
2 Points	18/42	43
3 Points	4/13	31
Free Throws	7/8	88

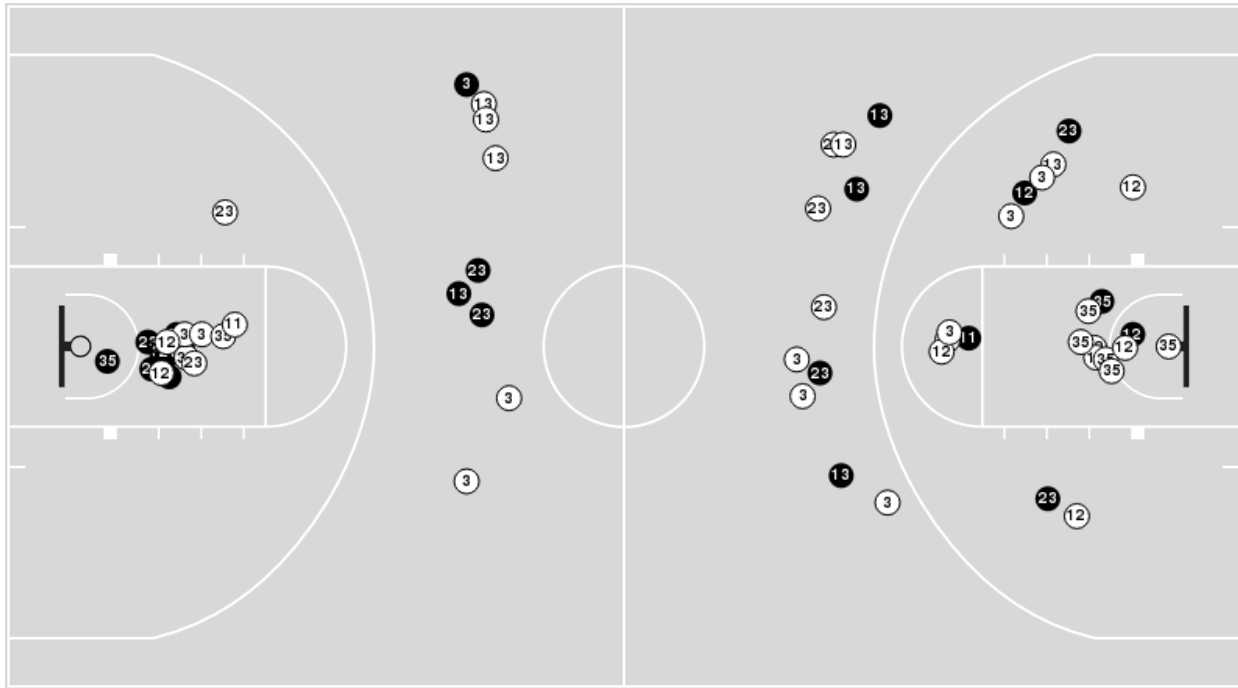
Georgia	M/A	%
Points in the Paint	20 (10 / 23)	43
Fast Break Points	8 (4/4)	100
Second Chance Points	7 (3/8)	38
Effective FG%	44	



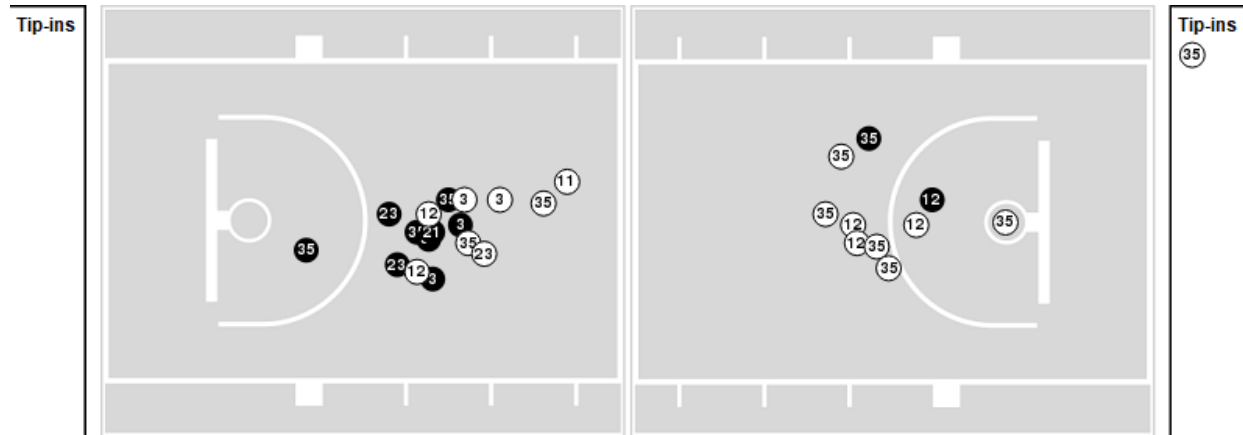
Players => 2, 3, 4, 5, 10, 11, 12, 13, 14, 21, 23, 24, 35 FG Types=>AllResults=>All

**Vanderbilt**

**All Field Goals**



**Blow Up Chart**



● Made ○ Missed N - Player Number

Vanderbilt	M/A	%
Field Goals	23/60	38
2 Points	15/40	38
3 Points	8/20	40
Free Throws	18/21	86

Vanderbilt	M/A	%
Points in the Paint	22 (11 / 27)	41
Fast Break Points	8 (5/6)	83
Second Chance Points	6 (4/10)	40
Effective FG%	45	





**Georgia at Vanderbilt**

03/03/24 Memorial Gymnasium, Nashville  
2023-24 Women's Basketball

**Game Time:** 1:00 PM  
**Game Duration:** 1:59  
**Attendance:** 3,739

**Officials:** Tiffany Bird, Meadow Overstreet, Cameron Inouye

**Georgia**

Lineup	Quarter On	Time On	Quarter Off	Time Off	Time on Court	Score	Score Diff	Reb	Stl	Tov	Ass	PPP
10- Flournoy D/ 11- Avinger A/ 12- Thompson T/ 20- Cole J/ 35- Nicholson J/	1	10:00	1	04:58	05:02	2-10	-8	6	0	3	0	0.2500
1- Chapman C/ 11- Avinger A/ 12- Thompson T/ 20- Cole J/ 30- Evans A/	1	04:58	1	02:46	02:12	4-5	-1	1	0	0	1	1.0000
1- Chapman C/ 2- Henderson S/ 11- Avinger A/ 20- Cole J/ 30- Evans A/	1	02:46	1	02:46	00:00	0-0	0	0	0	0	0	0.0000
1- Chapman C/ 2- Henderson S/ 11- Avinger A/ 21- Diakhate F/ 35- Nicholson J/	1	02:46	2	10:00	02:46	4-2	2	4	0	1	2	1.0000
1- Chapman C/ 2- Henderson S/ 10- Flournoy D/ 21- Diakhate F/ 35- Nicholson J/	2	10:00	2	08:50	01:10	0-0	0	0	0	0	0	0.0000
1- Chapman C/ 2- Henderson S/ 10- Flournoy D/ 20- Cole J/ 35- Nicholson J/	2	08:50	2	06:50	02:00	4-2	2	1	1	0	1	1.3333
1- Chapman C/ 2- Henderson S/ 11- Avinger A/ 30- Evans A/ 35- Nicholson J/	2	06:50	2	05:41	01:09	2-3	-1	1	0	1	1	1.0000
1- Chapman C/ 11- Avinger A/ 12- Thompson T/ 30- Evans A/ 35- Nicholson J/	2	05:41	2	03:18	02:23	2-2	0	1	1	1	0	0.5000
1- Chapman C/ 10- Flournoy D/ 11- Avinger A/ 12- Thompson T/ 35- Nicholson J/	2	03:18	2	02:34	00:44	0-2	-2	3	0	1	0	0.0000
1- Chapman C/ 2- Henderson S/ 11- Avinger A/ 12- Thompson T/ 35- Nicholson J/	2	02:34	2	02:20	00:14	0-0	0	2	0	0	0	0.0000
1- Chapman C/ 2- Henderson S/ 11- Avinger A/ 12- Thompson T/ 30- Evans A/	2	02:20	2	01:41	00:39	0-0	0	1	0	0	0	0.0000
1- Chapman C/ 2- Henderson S/ 11- Avinger A/ 12- Thompson T/ 35- Nicholson J/	2	01:41	2	01:09	00:32	0-2	-2	0	0	1	0	0.0000
1- Chapman C/ 2- Henderson S/ 11- Avinger A/ 12- Thompson T/ 30- Evans A/	2	01:09	2	00:22	00:46	0-0	0	1	0	0	0	0.0000
1- Chapman C/ 2- Henderson S/ 10- Flournoy D/ 12- Thompson T/ 30- Evans A/	2	00:22	2	00:22	00:00	0-0	0	0	0	0	0	0.0000
1- Chapman C/ 2- Henderson S/ 10- Flournoy D/ 12- Thompson T/ 35- Nicholson J/	2	00:22	2	00:22	00:00	0-0	0	0	0	0	0	0.0000
1- Chapman C/ 2- Henderson S/ 10- Flournoy D/ 30- Evans A/ 35- Nicholson J/	2	00:22	3	10:00	00:22	0-2	-2	0	0	0	0	0.0000
10- Flournoy D/ 11- Avinger A/ 12- Thompson T/ 20- Cole J/ 35- Nicholson J/	3	10:00	3	09:03	00:57	0-0	0	0	2	0	0	0.0000
10- Flournoy D/ 11- Avinger A/ 12- Thompson T/ 30- Evans A/ 35- Nicholson J/	3	09:03	3	07:29	01:34	2-2	0	3	0	1	1	0.5000
10- Flournoy D/ 11- Avinger A/ 12- Thompson T/ 21- Diakhate F/ 35- Nicholson J/	3	07:29	3	06:56	00:33	3-4	-1	0	0	0	1	3.0000
2- Henderson S/ 10- Flournoy D/ 12- Thompson T/ 21- Diakhate F/ 35- Nicholson J/	3	06:56	3	03:24	03:32	11-10	1	1	0	0	2	1.8707
2- Henderson S/ 11- Avinger A/ 12- Thompson T/ 21- Diakhate F/ 35- Nicholson J/	3	03:24	3	00:45	02:38	9-2	7	1	0	1	3	1.8443
2- Henderson S/ 11- Avinger A/ 12- Thompson T/ 21- Diakhate F/ 30- Evans A/	3	00:45	3	00:26	00:19	0-2	-2	0	0	1	0	0.0000
2- Henderson S/ 11- Avinger A/ 12- Thompson T/ 20- Cole J/ 21- Diakhate F/	3	00:26	4	09:13	01:13	2-5	-3	1	0	1	1	1.0000
2- Henderson S/ 10- Flournoy D/ 12- Thompson T/ 20- Cole J/ 21- Diakhate F/	4	09:13	4	08:25	00:48	0-0	0	1	0	1	0	0.0000
2- Henderson S/ 10- Flournoy D/ 12- Thompson T/ 20- Cole J/ 35- Nicholson J/	4	08:25	4	04:44	03:41	6-10	-4	4	0	3	0	1.0204
2- Henderson S/ 11- Avinger A/ 12- Thompson T/ 20- Cole J/ 35- Nicholson J/	4	04:44	4	00:39	04:04	4-5	-1	3	1	2	1	0.5814
2- Henderson S/ 11- Avinger A/ 12- Thompson T/ 21- Diakhate F/ 30- Evans A/	4	00:39	4	00:00	00:39	0-2	-2	0	0	1	0	0.0000



**Georgia at Vanderbilt**

03/03/24 Memorial Gymnasium, Nashville  
2023-24 Women's Basketball

**Game Time:** 1:00 PM  
**Game Duration:** 1:59  
**Attendance:** 3,739

**Officials:** Tiffany Bird, Meadow Overstreet, Cameron Inouye

**Vanderbilt**

Lineup	Quarter On	Time On	Quarter Off	Time Off	Time on Court	Score	Score Diff	Reb	Stl	Tov	Ass	PPP
3- Cambridge J/ 12- Pierre K/ 21- LaChance B/ 23- Moore I/ 35- Washington S/	1	10:00	1	08:18	01:42	0-0	0	1	1	0	0	0.0000
3- Cambridge J/ 12- Pierre K/ 13- Pissott J/ 23- Moore I/ 35- Washington S/	1	08:18	1	05:57	02:21	5-2	3	3	0	1	2	1.2500
3- Cambridge J/ 11- Oliver J/ 13- Pissott J/ 23- Moore I/ 35- Washington S/	1	05:57	1	02:46	03:11	10-4	6	3	0	0	3	2.0000
3- Cambridge J/ 5- Allen R/ 12- Pierre K/ 23- Moore I/ 24- Makurat A/	1	02:46	1	01:05	01:41	0-2	-2	1	0	0	0	0.0000
3- Cambridge J/ 11- Oliver J/ 23- Moore I/ 24- Makurat A/ 35- Washington S/	1	01:05	2	10:00	01:05	2-2	0	3	0	0	1	1.0000
3- Cambridge J/ 11- Oliver J/ 13- Pissott J/ 23- Moore I/ 35- Washington S/	2	10:00	2	07:43	02:17	2-2	0	4	0	1	0	0.6944
3- Cambridge J/ 12- Pierre K/ 23- Moore I/ 24- Makurat A/ 35- Washington S/	2	07:43	2	06:50	00:53	0-2	-2	1	0	1	0	0.0000
11- Oliver J/ 12- Pierre K/ 23- Moore I/ 24- Makurat A/ 35- Washington S/	2	06:50	2	06:20	00:30	0-2	-2	0	0	0	0	0.0000
3- Cambridge J/ 5- Allen R/ 12- Pierre K/ 13- Pissott J/ 23- Moore I/	2	06:20	2	04:56	01:24	3-2	1	0	0	1	1	1.0000
3- Cambridge J/ 5- Allen R/ 13- Pissott J/ 23- Moore I/ 35- Washington S/	2	04:56	2	04:34	00:22	0-0	0	0	0	0	0	0.0000
3- Cambridge J/ 11- Oliver J/ 13- Pissott J/ 23- Moore I/ 35- Washington S/	2	04:34	2	02:20	02:14	4-0	4	2	2	1	1	1.0309
3- Cambridge J/ 11- Oliver J/ 12- Pierre K/ 13- Pissott J/ 23- Moore I/	2	02:20	2	00:22	01:57	4-0	4	4	1	0	0	1.3889
2- Brown J/ 3- Cambridge J/ 11- Oliver J/ 12- Pierre K/ 13- Pissott J/	2	00:22	3	10:00	00:22	0-0	0	1	0	0	0	0.0000
3- Cambridge J/ 12- Pierre K/ 13- Pissott J/ 23- Moore I/ 35- Washington S/	3	10:00	3	07:36	02:24	2-2	0	4	0	2	0	0.3401
3- Cambridge J/ 11- Oliver J/ 13- Pissott J/ 23- Moore I/ 35- Washington S/	3	07:36	3	03:24	04:12	14-14	0	2	1	0	3	1.9126
2- Brown J/ 3- Cambridge J/ 11- Oliver J/ 13- Pissott J/ 35- Washington S/	3	03:24	3	02:39	00:45	1-5	-4	0	0	1	0	0.5319
3- Cambridge J/ 11- Oliver J/ 13- Pissott J/ 23- Moore I/ 35- Washington S/	3	02:39	3	02:08	00:31	0-0	0	0	0	0	0	0.0000
3- Cambridge J/ 12- Pierre K/ 13- Pissott J/ 23- Moore I/ 35- Washington S/	3	02:08	4	08:32	03:36	8-6	2	2	1	1	0	1.2048
3- Cambridge J/ 11- Oliver J/ 13- Pissott J/ 23- Moore I/ 35- Washington S/	4	08:32	4	01:29	07:03	15-10	5	3	5	2	5	1.1646
2- Brown J/ 11- Oliver J/ 13- Pissott J/ 21- LaChance B/ 35- Washington S/	4	01:29	4	00:39	00:49	0-0	0	1	0	0	0	0.0000
2- Brown J/ 5- Allen R/ 12- Pierre K/ 21- LaChance B/ 24- Makurat A/	4	00:39	4	00:00	00:39	2-0	2	0	1	0	1	2.0000



**Georgia at Vanderbilt**

03/03/24 Memorial Gymnasium, Nashville  
2023-24 Women's Basketball

**Game Time:** 1:00 PM  
**Game Duration:** 1:59  
**Attendance:** 3,739

**Officials:** Tiffany Bird, Meadow Overstreet, Cameron Inouye

**Georgia**

Lineup	Time	Score	Score Diff	Pts/Min	Reb	Stl	Tov	Ass	PPP
10- Flournoy D/ 11- Avinger A/ 12- Thompson T/ 20- Cole J/ 35- Nicholson J/	05:59	2-10	-8	0.3343	6	2	3	0	0.2000
2- Henderson S/ 11- Avinger A/ 12- Thompson T/ 20- Cole J/ 35- Nicholson J/	04:04	4-5	-1	0.9824	3	1	2	1	0.5814
2- Henderson S/ 10- Flournoy D/ 12- Thompson T/ 20- Cole J/ 35- Nicholson J/	03:41	6-10	-4	1.6290	4	0	3	0	1.0204
2- Henderson S/ 10- Flournoy D/ 12- Thompson T/ 21- Diakhate F/ 35- Nicholson J/	03:32	11-10	1	3.1132	1	0	0	2	1.8707
1- Chapman C/ 2- Henderson S/ 11- Avinger A/ 21- Diakhate F/ 35- Nicholson J/	02:46	4-2	2	1.4458	4	0	1	2	1.0000
2- Henderson S/ 11- Avinger A/ 12- Thompson T/ 21- Diakhate F/ 35- Nicholson J/	02:38	9-2	7	3.4156	1	0	1	3	1.8443
1- Chapman C/ 11- Avinger A/ 12- Thompson T/ 30- Evans A/ 35- Nicholson J/	02:23	2-2	0	0.8392	1	1	1	0	0.5000
1- Chapman C/ 11- Avinger A/ 12- Thompson T/ 20- Cole J/ 30- Evans A/	02:12	4-5	-1	1.8182	1	0	0	1	1.0000
1- Chapman C/ 2- Henderson S/ 10- Flournoy D/ 20- Cole J/ 35- Nicholson J/	02:00	4-2	2	2.0000	1	1	0	1	1.3333
10- Flournoy D/ 11- Avinger A/ 12- Thompson T/ 30- Evans A/ 35- Nicholson J/	01:34	2-2	0	1.2766	3	0	1	1	0.5000
1- Chapman C/ 2- Henderson S/ 11- Avinger A/ 12- Thompson T/ 30- Evans A/	01:25	0-0	0	0.0000	2	0	0	0	0.0000
2- Henderson S/ 11- Avinger A/ 12- Thompson T/ 20- Cole J/ 21- Diakhate F/	01:13	2-5	-3	1.6304	1	0	1	1	1.0000
1- Chapman C/ 2- Henderson S/ 10- Flournoy D/ 21- Diakhate F/ 35- Nicholson J/	01:10	0-0	0	0.0000	0	0	0	0	0.0000
1- Chapman C/ 2- Henderson S/ 11- Avinger A/ 30- Evans A/ 35- Nicholson J/	01:09	2-3	-1	1.7391	1	0	1	1	1.0000
2- Henderson S/ 11- Avinger A/ 12- Thompson T/ 21- Diakhate F/ 30- Evans A/	00:59	0-4	-4	0.0000	0	0	2	0	0.0000
2- Henderson S/ 10- Flournoy D/ 12- Thompson T/ 20- Cole J/ 21- Diakhate F/	00:48	0-0	0	0.0000	1	0	1	0	0.0000
1- Chapman C/ 2- Henderson S/ 11- Avinger A/ 12- Thompson T/ 35- Nicholson J/	00:46	0-2	-2	0.0000	2	0	1	0	0.0000
1- Chapman C/ 10- Flournoy D/ 11- Avinger A/ 12- Thompson T/ 35- Nicholson J/	00:44	0-2	-2	0.0000	3	0	1	0	0.0000
10- Flournoy D/ 11- Avinger A/ 12- Thompson T/ 21- Diakhate F/ 35- Nicholson J/	00:33	3-4	-1	5.4545	0	0	0	1	3.0000
1- Chapman C/ 2- Henderson S/ 10- Flournoy D/ 30- Evans A/ 35- Nicholson J/	00:22	0-2	-2	0.0000	0	0	0	0	0.0000
1- Chapman C/ 2- Henderson S/ 11- Avinger A/ 20- Cole J/ 30- Evans A/	00:00	0-0	0	NaN	0	0	0	0	0.0000
1- Chapman C/ 2- Henderson S/ 10- Flournoy D/ 12- Thompson T/ 30- Evans A/	00:00	0-0	0	NaN	0	0	0	0	0.0000
1- Chapman C/ 2- Henderson S/ 10- Flournoy D/ 12- Thompson T/ 35- Nicholson J/	00:00	0-0	0	NaN	0	0	0	0	0.0000



### Georgia at Vanderbilt

03/03/24 Memorial Gymnasium, Nashville  
2023-24 Women's Basketball

Game Time: 1:00 PM  
Game Duration: 1:59  
Attendance: 3,739

Officials: Tiffany Bird, Meadow Overstreet, Cameron Inouye

#### Vanderbilt

Lineup	Time	Score	Score Diff	Pts/Min	Reb	Stl	Tov	Ass	PPP
3- Cambridge J/ 11- Oliver J/ 13- Pissott J/ 23- Moore I/ 35- Washington S/	19:28	45-30	15	2.3116	14	8	4	12	1.3653
3- Cambridge J/ 12- Pierre K/ 13- Pissott J/ 23- Moore I/ 35- Washington S/	08:21	15-10	5	1.7964	9	1	4	2	0.9080
3- Cambridge J/ 11- Oliver J/ 12- Pierre K/ 13- Pissott J/ 23- Moore I/	01:57	4-0	4	2.0391	4	1	0	0	1.3889
3- Cambridge J/ 12- Pierre K/ 21- LaChance B/ 23- Moore I/ 35- Washington S/	01:42	0-0	0	0.0000	1	1	0	0	0.0000
3- Cambridge J/ 5- Allen R/ 12- Pierre K/ 23- Moore I/ 24- Makurat A/	01:41	0-2	-2	0.0000	1	0	0	0	0.0000
3- Cambridge J/ 5- Allen R/ 12- Pierre K/ 13- Pissott J/ 23- Moore I/	01:24	3-2	1	2.1429	0	0	1	1	1.0000
3- Cambridge J/ 11- Oliver J/ 23- Moore I/ 24- Makurat A/ 35- Washington S/	01:05	2-2	0	1.8462	3	0	0	1	1.0000
3- Cambridge J/ 12- Pierre K/ 23- Moore I/ 24- Makurat A/ 35- Washington S/	00:53	0-2	-2	0.0000	1	0	1	0	0.0000
2- Brown J/ 11- Oliver J/ 13- Pissott J/ 21- LaChance B/ 35- Washington S/	00:49	0-0	0	0.0000	1	0	0	0	0.0000
2- Brown J/ 3- Cambridge J/ 11- Oliver J/ 13- Pissott J/ 35- Washington S/	00:45	1-5	-4	1.3333	0	0	1	0	0.5319
2- Brown J/ 5- Allen R/ 12- Pierre K/ 21- LaChance B/ 24- Makurat A/	00:39	2-0	2	3.0227	0	1	0	1	2.0000
11- Oliver J/ 12- Pierre K/ 23- Moore I/ 24- Makurat A/ 35- Washington S/	00:30	0-2	-2	0.0000	0	0	0	0	0.0000
2- Brown J/ 3- Cambridge J/ 11- Oliver J/ 12- Pierre K/ 13- Pissott J/	00:22	0-0	0	0.0000	1	0	0	0	0.0000
3- Cambridge J/ 5- Allen R/ 13- Pissott J/ 23- Moore I/ 35- Washington S/	00:22	0-0	0	0.0000	0	0	0	0	0.0000