



Officials: KB Burdett, Steven Anderson, Anthony Jordan

Florida - 78

Record: 21-10 (11-7)

NO.	Name	Min	FG			Rebounds			Fouls		TP	AS	TO	ST	Blocks		+/-
			M-A	M-A	M-A	OR	DR	TOT	PF	FD					BS	BA	
4	Tyrese Samuel	F 26:06	8-10	0-1	0-0	0	4	4	1	0	16	1	3	0	2	0	-5
3	Micah Handlogten	C 17:45	1-3	0-0	0-0	0	5	5	3	0	2	1	1	3	2	1	1
0	Zyon Pullin	G 37:17	7-9	1-1	5-5	0	5	5	0	5	20	8	1	1	0	0	-1
1	Walter Clayton Jr.	G 30:30	4-14	3-9	3-3	0	3	3	4	5	14	1	3	1	0	1	-1
5	Will Richard	G 22:28	1-6	0-3	2-2	4	2	6	4	1	4	0	1	0	0	0	5
2	Riley Kugel	22:38	4-5	0-0	0-0	0	2	2	0	0	8	3	4	1	0	0	0
21	Alex Condon	23:14	4-7	1-1	2-2	2	6	8	1	1	11	2	2	1	1	1	-1
10	Thomas Haugh	13:55	1-4	0-2	1-2	0	1	1	2	1	3	0	0	0	1	0	0
11	Denzel Aberdeen	06:07	0-0	0-0	0-0	0	0	0	0	0	0	1	1	0	1	0	-3
Team						0	1	1			0		0				
Totals			30-58	5-17	13-14	6	29	35	15	13	78	17	16	7	7	3	-1

Shooting By Period		
1 st FG%	15-29	51.7%
3PT%	5-14	35.7%
FT%	4-4	100%
2 nd FG%	15-29	51.7%
3PT%	0-3	0.0%
FT%	9-10	90%
GM FG%	30-58	51.7%
3PT%	5-17	29.4%
FT%	13-14	92.9%

Dead Ball Rebounds: 1, 0

Technical Fouls::NONE

Vanderbilt - 79

Record: 9-22 (4-14)

NO.	Name	Min	FG			Rebounds			Fouls		TP	AS	TO	ST	Blocks		+/-
			M-A	M-A	M-A	OR	DR	TOT	PF	FD					BS	BA	
2	Ven-Allen Lubin	F 32:11	8-18	2-5	7-7	3	8	11	0	4	25	0	0	2	0	1	8
21	Tasos Kamateros	F 20:01	3-5	2-2	0-0	0	3	3	1	0	8	0	1	1	1	0	-1
0	Tyrin Lawrence	G 33:00	5-18	1-3	3-3	2	5	7	1	4	14	2	3	1	1	1	1
5	Ezra Manjon	G 33:00	4-13	0-0	0-0	1	2	3	4	0	8	5	2	3	0	3	4
12	Evan Taylor	G 20:34	2-5	0-1	2-2	0	1	1	2	1	6	0	0	0	0	0	4
13	Malik Presley	25:05	3-7	0-0	0-0	2	0	2	1	2	6	1	1	1	0	1	-2
24	JaQualon "JQ" Roberts	19:24	1-2	0-0	5-6	7	0	7	3	3	7	0	1	1	1	0	-1
3	Paul Lewis	04:43	0-4	0-3	0-0	0	1	1	0	0	0	0	0	1	0	1	-1
4	Isaiah West	12:02	1-4	1-2	2-2	1	0	1	1	1	5	0	0	0	0	0	-7
Team						4	1	5			0		0				
Totals			27-76	6-16	19-20	20	21	41	13	15	79	8	8	10	3	7	1

Shooting By Period		
1 st FG%	9-34	26.5%
3PT%	3-7	42.9%
FT%	11-12	91.7%
2 nd FG%	18-42	42.9%
3PT%	3-9	33.3%
FT%	8-8	100%
GM FG%	27-76	35.5%
3PT%	6-16	37.5%
FT%	19-20	95.0%

Dead Ball Rebounds: 1, 1

Technical Fouls::NONE

	UF	Vandy
Biggest lead	12 (1 st 1:36)	2 (1 st 19:33)
Best Scoring Run	7 (1 st 16:31)	9 (2 nd 18:38)
Lead Changes	12	
Times Tied	12	
Time with Lead	31:08	03:15

Points from	UF	Vandy
Turnovers	13	19
Paint	42	30
Second Chance	6	21
Fast Breaks	14	9
Bench	22	18

	Period by Period Scoring		
	1st	2nd	TOT
UF	39	39	78
Vandy	32	47	79



Florida at Vanderbilt

03/09/24 Memorial Gymnasium, Nashville, Tenn.
Vanderbilt vs. Florida

Game Time: 3:30 PM
Game Duration: 2:07
Attendance: 6,442

Officials: KB Burdett, Steven Anderson, Anthony Jordan

Period 1

Quarter Starters:

Vandy	0 Lawrence T	2 Lubin V	5 Manjon E	12 Taylor E	21 Kamateros T
UF	0 Pullin Z	1 Clayton Jr. W	3 Handlogten M	4 Samuel T	5 Richard W

Game Time	Vandy	Score	Diff	UF
20:00	2 LUBIN V jumpball won			3 HANDLOGTEN M jumpball lost
19:33	5 MANJON E 2pt FG outside the paint, jump shot made (2)	2-0	2	
19:21		2-2	0	4 SAMUEL T 2pt FG in the paint, jump shot made (2)
19:21				0 PULLIN Z assist (1)
18:56	2 LUBIN V 2pt FG in the paint, layup missed			
18:53				0 PULLIN Z defensive rebound (1)
18:48				5 RICHARD W 3pt FG , jump shot missed
18:45	defensive rebound (1)			
18:25	0 LAWRENCE T 2pt FG in the paint, turnaround jump shot missed			
18:22				4 SAMUEL T defensive rebound (1)
18:17	12 TAYLOR E foul personal (1 - 1)			1 CLAYTON JR. W foul drawn (1)
18:13				3 HANDLOGTEN M turnover bad pass (1)
17:57	12 TAYLOR E foul drawn (1)			5 RICHARD W foul shooting (1 - 1)
17:57	12 TAYLOR E free throw 1 - 2 made (1)	3-2	1	
17:57	12 TAYLOR E free throw 2 - 2 made (2)	4-2	2	
17:38	5 MANJON E foul shooting (1 - 2)			1 CLAYTON JR. W foul drawn (2)
17:38		4-3	1	1 CLAYTON JR. W free throw 1 - 2 made (1)
17:38		4-4	0	1 CLAYTON JR. W free throw 2 - 2 made (2)
17:15	2 LUBIN V 2pt FG outside the paint, jump shot missed			
17:13				0 PULLIN Z defensive rebound (2)
17:08		4-7	-3	1 CLAYTON JR. W 3pt FG , jump shot made (5)
17:08				0 PULLIN Z assist (2)
16:43	0 LAWRENCE T 2pt FG outside the paint, jump shot blocked			
16:43				3 HANDLOGTEN M block (1)
16:32				3 HANDLOGTEN M defensive rebound (1)
16:31		4-9	-5	0 PULLIN Z 2pt FG in the paint, jump shot made (2)
16:17	2 LUBIN V 2pt FG in the paint, layup made (2)	6-9	-3	
16:01		6-11	-5	4 SAMUEL T 2pt FG outside the paint, jump shot made (4)
15:49	21 KAMATEROS T 3pt FG , jump shot made (3)	9-11	-2	
15:49	5 MANJON E assist (1)			
15:25				4 SAMUEL T 3pt FG , jump shot missed
15:21				5 RICHARD W offensive rebound (1)
15:19				1 CLAYTON JR. W 3pt FG second chance, jump shot missed
15:16	2 LUBIN V defensive rebound (1)			
15:04	5 MANJON E turnover lost ball (1)			3 HANDLOGTEN M steal (1)
15:00	Timeout media			
15:00				4 SAMUEL T substitution out
15:00				5 RICHARD W substitution out
15:00				2 KUGEL R substitution in
15:00				21 CONDON A substitution in
14:55		9-14	-5	1 CLAYTON JR. W 3pt FG from turnover, jump shot made (8)
14:55				0 PULLIN Z assist (3)



Florida at Vanderbilt

03/09/24 Memorial Gymnasium, Nashville, Tenn.
Vanderbilt vs. Florida

Game Time: 3:30 PM
Game Duration: 2:07
Attendance: 6,442

Officials: KB Burdett, Steven Anderson, Anthony Jordan

Game Time	Vandy	Score	Diff	UF
14:27	2 LUBIN V 2pt FG in the paint, jump shot missed			
14:22				3 HANDLOGTEN M defensive rebound (2)
14:15	5 MANJON E steal (1)			2 KUGEL R turnover bad pass (1)
14:10	21 KAMATEROS T 3pt FG fast break from turnover, jump shot made (6)	12-14	-2	
14:10	0 LAWRENCE T assist (1)			
13:51				1 CLAYTON JR. W 3pt FG , jump shot missed
13:47	21 KAMATEROS T defensive rebound (1)			
13:41	2 LUBIN V foul drawn (1)			3 HANDLOGTEN M foul shooting (1 - 2)
13:41	2 LUBIN V free throw 1 - 2 made (3)	13-14	-1	
13:41	12 TAYLOR E substitution out			
13:41	13 PRESLEY M substitution in			
13:41				3 HANDLOGTEN M substitution out
13:41				10 HAUGH T substitution in
13:41	2 LUBIN V free throw 2 - 2 made (4)	14-14	0	
13:41	2 LUBIN V substitution out			
13:41	24 ROBERTS J substitution in			
13:30				2 KUGEL R turnover lost ball (2)
13:20	21 KAMATEROS T foul offensive (1 - 3)			0 PULLIN Z foul drawn (1)
13:20	21 KAMATEROS T turnover offensive (1)			
12:49	24 ROBERTS J steal (1)			21 CONDON A turnover lost ball (1)
12:44	5 MANJON E 2pt FG fast break from turnover in the paint, layup made (4)	16-14	2	
12:24				0 PULLIN Z 2pt FG outside the paint, jump shot missed
12:16				21 CONDON A offensive rebound (1)
12:14		16-16	0	2 KUGEL R 2pt FG second chance in the paint, layup made (2)
12:14				21 CONDON A assist (1)
12:02	0 LAWRENCE T turnover lost ball (1)			1 CLAYTON JR. W steal (1)
11:57		16-18	-2	0 PULLIN Z 2pt FG from turnover in the paint, jump shot made (4)
11:33	5 MANJON E 2pt FG in the paint, jump shot made (6)	18-18	0	
11:21		18-21	-3	1 CLAYTON JR. W 3pt FG , jump shot made (11)
11:21				0 PULLIN Z assist (4)
10:59	5 MANJON E 2pt FG outside the paint, jump shot missed			
10:56				0 PULLIN Z defensive rebound (3)
10:53		18-23	-5	2 KUGEL R 2pt FG fast break in the paint, layup made (4)
10:38	21 KAMATEROS T 2pt FG outside the paint, jump shot missed			
10:38				1 CLAYTON JR. W defensive rebound (1)
10:38	24 ROBERTS J foul personal (1 - 4)			1 CLAYTON JR. W foul drawn (3)
10:38	Timeout media			
10:38	0 LAWRENCE T substitution out			
10:38	5 MANJON E substitution out			
10:38	21 KAMATEROS T substitution out			
10:38	2 LUBIN V substitution in			
10:38	3 LEWIS P substitution in			
10:38	4 WEST I substitution in			
10:38				0 PULLIN Z substitution out
10:38				1 CLAYTON JR. W substitution out
10:38				5 RICHARD W substitution in
10:38				11 ABERDEEN D substitution in



Florida at Vanderbilt

03/09/24 Memorial Gymnasium, Nashville, Tenn.
Vanderbilt vs. Florida

Game Time: 3:30 PM
Game Duration: 2:07
Attendance: 6,442

Officials: KB Burdett, Steven Anderson, Anthony Jordan

Game Time	Vandy	Score	Diff	UF
10:09				21 CONDON A 2pt FG in the paint, layup blocked
10:09	24 ROBERTS J block (1)			
10:09	2 LUBIN V defensive rebound (2)			
09:50	3 LEWIS P 3pt FG , jump shot missed			
09:47				21 CONDON A defensive rebound (2)
09:24		18-25	-7	10 HAUGH T 2pt FG in the paint, driving layup made (2)
09:13	2 LUBIN V 3pt FG , jump shot missed			
09:08	13 PRESLEY M offensive rebound (1)			
09:06	3 LEWIS P 3pt FG second chance, jump shot missed			
09:02	24 ROBERTS J offensive rebound (1)			
09:00	24 ROBERTS J 2pt FG second chance in the paint, jump shot missed			
08:57				10 HAUGH T defensive rebound (1)
08:51				10 HAUGH T 3pt FG , jump shot missed
08:47	2 LUBIN V defensive rebound (3)			
08:45	13 PRESLEY M foul drawn (1)			10 HAUGH T foul personal (1 - 3)
08:45				10 HAUGH T substitution out
08:45				21 CONDON A substitution out
08:45				3 HANDLOGTEN M substitution in
08:45				4 SAMUEL T substitution in
08:40	13 PRESLEY M foul drawn (2)			5 RICHARD W foul personal (2 - 4)
08:33	3 LEWIS P 2pt FG in the paint, jump shot blocked			
08:33				11 ABERDEEN D block (1)
08:33	offensive rebound (8)			
08:28	2 LUBIN V 2pt FG second chance in the paint, layup blocked			
08:28				3 HANDLOGTEN M block (2)
08:25	offensive rebound (9)			
08:25	2 LUBIN V foul drawn (2)			3 HANDLOGTEN M foul shooting (2 - 5)
08:25	2 LUBIN V free throw 1 - 2 made (5)	19-25	-6	
08:25	2 LUBIN V free throw 2 - 2 made (6)	20-25	-5	
08:15	3 LEWIS P steal (1)			4 SAMUEL T turnover bad pass (1)
08:02	4 WEST I 2pt FG from turnover in the paint, layup missed			
07:58	4 WEST I offensive rebound (1)			
07:57	4 WEST I 2pt FG from turnover second chance in the paint, layup missed			
07:55	24 ROBERTS J offensive rebound (2)			
07:55	24 ROBERTS J foul drawn (1)			3 HANDLOGTEN M foul shooting (3 - 6)
07:55	Timeout media			
07:55				2 KUGEL R substitution out
07:55				3 HANDLOGTEN M substitution out
07:55				5 RICHARD W substitution out
07:55				0 PULLIN Z substitution in
07:55				1 CLAYTON JR. W substitution in
07:55				21 CONDON A substitution in
07:55	24 ROBERTS J free throw 1 - 2 missed			
07:55	offensive dead ball rebound (1)			
07:55	24 ROBERTS J free throw 2 - 2 made (1)	21-25	-4	
07:38				1 CLAYTON JR. W 3pt FG , jump shot missed
07:34	3 LEWIS P defensive rebound (1)			
07:33	4 WEST I foul drawn (1)			1 CLAYTON JR. W foul shooting (1 - 7)



Florida at Vanderbilt

03/09/24 Memorial Gymnasium, Nashville, Tenn.
Vanderbilt vs. Florida

Game Time: 3:30 PM
Game Duration: 2:07
Attendance: 6,442

Officials: KB Burdett, Steven Anderson, Anthony Jordan

Game Time	Vandy	Score	Diff	UF
07:33	4 WEST I free throw fast break 1 - 2 made (1)	22-25	-3	
07:33	4 WEST I free throw fast break 2 - 2 made (2)	23-25	-2	
07:20		23-28	-5	0 PULLIN Z 3pt FG , jump shot made (7)
07:20				11 ABERDEEN D assist (1)
06:52	3 LEWIS P 3pt FG , jump shot missed			
06:50	13 PRESLEY M offensive rebound (2)			
06:48	13 PRESLEY M 2pt FG second chance outside the paint, jump shot made (2)	25-28	-3	
06:24		25-30	-5	4 SAMUEL T 2pt FG in the paint, hook shot made (6)
06:00	24 ROBERTS J turnover lost ball (1)			21 CONDON A steal (1)
05:55	4 WEST I foul shooting (1 - 5)			0 PULLIN Z foul drawn (2)
05:55		25-31	-6	0 PULLIN Z free throw fast break 1 - 2 made (8)
05:55	3 LEWIS P substitution out			
05:55	13 PRESLEY M substitution out			
05:55	24 ROBERTS J substitution out			
05:55	0 LAWRENCE T substitution in			
05:55	5 MANJON E substitution in			
05:55	21 KAMATEROS T substitution in			
05:55				11 ABERDEEN D substitution out
05:55				5 RICHARD W substitution in
05:55		25-32	-7	0 PULLIN Z free throw fast break 2 - 2 made (9)
05:40	0 LAWRENCE T 2pt FG in the paint, jump shot missed			
05:36				21 CONDON A defensive rebound (3)
05:26		25-34	-9	0 PULLIN Z 2pt FG in the paint, layup made (11)
05:10	5 MANJON E 2pt FG in the paint, layup blocked			
05:10				21 CONDON A block (1)
05:06				21 CONDON A defensive rebound (4)
05:00				1 CLAYTON JR. W 3pt FG , jump shot missed
04:56	0 LAWRENCE T defensive rebound (1)			
04:40	2 LUBIN V 2pt FG in the paint, turnaround jump shot missed			
04:38				1 CLAYTON JR. W defensive rebound (2)
04:28	21 KAMATEROS T steal (1)			4 SAMUEL T turnover lost ball (2)
04:23	4 WEST I substitution out			
04:23	13 PRESLEY M substitution in			
04:23				4 SAMUEL T substitution out
04:23				10 HAUGH T substitution in
04:12	13 PRESLEY M 2pt FG from turnover in the paint, layup made (4)	27-34	-7	
04:12	5 MANJON E assist (2)			
03:48	13 PRESLEY M steal (1)			5 RICHARD W turnover lost ball (1)
03:43	5 MANJON E 2pt FG from turnover in the paint, layup blocked			
03:43				10 HAUGH T block (1)
03:43				defensive rebound (15)
03:43	Timeout media			
03:18				1 CLAYTON JR. W 2pt FG in the paint, layup missed
03:15	21 KAMATEROS T defensive rebound (2)			
02:59	0 LAWRENCE T 2pt FG in the paint, layup missed			
02:56				21 CONDON A defensive rebound (5)
02:51		27-37	-10	21 CONDON A 3pt FG , jump shot made (3)
02:51				0 PULLIN Z assist (5)



Official Basketball Play by Play - First Half

Florida at Vanderbilt

03/09/24 Memorial Gymnasium, Nashville, Tenn.
Vanderbilt vs. Florida

Game Time: 3:30 PM
Game Duration: 2:07
Attendance: 6,442

Officials: KB Burdett, Steven Anderson, Anthony Jordan

Game Time	Vandy	Score	Diff	UF
02:24	13 PRESLEY M 2pt FG outside the paint, jump shot missed			
02:22				0 PULLIN Z defensive rebound (4)
02:09				10 HAUGH T 3pt FG , jump shot missed
02:05	2 LUBIN V defensive rebound (4)			
01:55	5 MANJON E 2pt FG outside the paint, jump shot missed			
01:52				5 RICHARD W defensive rebound (2)
01:45				5 RICHARD W 2pt FG in the paint, dunk, missed
01:43				5 RICHARD W offensive rebound (3)
01:36		27-39	-12	21 CONDON A 2pt FG second chance in the paint, jump shot made (5)
01:36				0 PULLIN Z assist (6)
01:25	0 LAWRENCE T 2pt FG in the paint, layup missed			
01:24	2 LUBIN V offensive rebound (5)			
01:24	2 LUBIN V foul drawn (3)			5 RICHARD W foul shooting (3 - 8)
01:24	2 LUBIN V free throw 1 - 2 made (7)	28-39	-11	
01:24	13 PRESLEY M substitution out			
01:24	12 TAYLOR E substitution in			
01:24				5 RICHARD W substitution out
01:24				21 CONDON A substitution out
01:24				4 SAMUEL T substitution in
01:24				11 ABERDEEN D substitution in
01:24	2 LUBIN V free throw 2 - 2 made (8)	29-39	-10	
01:24	21 KAMATEROS T substitution out			
01:24	24 ROBERTS J substitution in			
01:18	5 MANJON E foul personal (2 - 6)			0 PULLIN Z foul drawn (3)
01:11				11 ABERDEEN D turnover lost ball (1)
00:59	2 LUBIN V 3pt FG from turnover, jump shot made (11)	32-39	-7	
00:39				10 HAUGH T 2pt FG outside the paint, jump shot missed
00:36	2 LUBIN V defensive rebound (6)			
00:38	Timeout 30 Sec			
00:13	5 MANJON E 2pt FG in the paint, layup missed			
00:10				4 SAMUEL T defensive rebound (2)
00:00				1 CLAYTON JR. W 3pt FG , jump shot missed
00:00	defensive dead ball rebound (2)			
END OF PERIOD				
Vandy 32-39 UF				



Officials: KB Burdett, Steven Anderson, Anthony Jordan

Florida - 39

NO.	Name	Min	FG	3P	FT	Rebounds			Fouls		TP	AS	TO	ST	Blocks		+/-
			M-A	M-A	M-A	OR	DR	TOT	PF	FD					BS	BA	
4	Tyrese Samuel	F 10:46	3-4	0-1	0-0	0	2	2	0	0	6	0	2	0	0	0	0
3	Micah Handlogten	C 07:09	0-0	0-0	0-0	0	2	2	3	0	0	0	1	1	2	0	-1
0	Zyon Pullin	G 17:17	4-5	1-1	2-2	0	4	4	0	3	11	6	0	0	0	0	7
1	Walter Clayton Jr.	G 17:17	3-9	3-8	2-2	0	2	2	1	3	11	0	0	1	0	0	7
5	Will Richard	G 12:14	0-2	0-1	0-0	2	1	3	3	0	0	0	1	0	0	0	7
2	Riley Kugel	07:05	2-2	0-0	0-0	0	0	0	0	0	4	0	2	0	0	0	3
21	Alex Condon	12:46	2-3	1-1	0-0	1	4	5	0	0	5	1	1	1	1	1	11
10	Thomas Haugh	09:19	1-4	0-2	0-0	0	1	1	1	0	2	0	0	0	1	0	4
11	Denzel Aberdeen	06:07	0-0	0-0	0-0	0	0	0	0	0	0	1	1	0	1	0	-3
Team						0	1	1			0		0				
Totals			15-29	5-14	4-4	3	17	20	8	6	39	8	8	3	5	1	7

Shooting By Period		
1st FG%	15-29	51.7%
3PT%	5-14	35.7%
FT%	4-4	100%
GM FG%	15-29	51.7%
3PT%	5-14	35.7%
FT%	4-4	100.0%

Dead Ball Rebounds: 0, 0

Technical Fouls::NONE

Vanderbilt - 32

NO.	Name	Min	FG	3P	FT	Rebounds			Fouls		TP	AS	TO	ST	Blocks		+/-
			M-A	M-A	M-A	OR	DR	TOT	PF	FD					BS	BA	
2	Ven-Allen Lubin	F 16:57	2-8	1-2	6-6	1	5	6	0	3	11	0	0	0	0	1	-2
21	Tasos Kamateros	F 13:53	2-3	2-2	0-0	0	2	2	1	0	6	0	1	1	0	0	-9
0	Tyrin Lawrence	G 15:17	0-5	0-0	0-0	0	1	1	0	0	0	1	1	0	0	1	-6
5	Ezra Manjon	G 15:17	3-8	0-0	0-0	0	0	0	2	0	6	2	1	1	0	2	-6
12	Evan Taylor	G 07:43	0-0	0-0	2-2	0	0	0	1	1	2	0	0	0	0	0	3
13	Malik Presley	10:45	2-3	0-0	0-0	2	0	2	0	2	4	0	0	1	0	0	-7
24	JaQualon "JQ" Roberts	09:10	0-1	0-0	1-2	2	0	2	1	1	1	0	1	1	1	0	-3
3	Paul Lewis	04:43	0-4	0-3	0-0	0	1	1	0	0	0	0	0	1	0	1	-1
4	Isaiah West	06:15	0-2	0-0	2-2	1	0	1	1	1	2	0	0	0	0	0	-4
Team						2	1	3			0		0				
Totals			9-34	3-7	11-12	8	10	18	6	8	32	3	4	5	1	5	-7

Shooting By Period		
1st FG%	9-34	26.5%
3PT%	3-7	42.9%
FT%	11-12	91.7%
GM FG%	9-34	26.5%
3PT%	3-7	42.9%
FT%	11-12	91.7%

Dead Ball Rebounds: 1, 1

Technical Fouls::NONE

	UF	Vandy
Biggest lead	12 (1 st 1:36)	2 (1 st 19:33)
Best Scoring Run	7(1 st 16:31)	7(1 st 12:44)
Lead Changes	3	
Times Tied	5	
Time with Lead	15:12	01:01

Points from	UF	Vandy
Turnovers	7	13
Paint	18	8
Second Chance	4	7
Fast Breaks	4	7
Bench	11	7

	Period by Period Scoring		
	1st	2nd	TOT
UF	39	39	78
Vandy	32	47	79



Florida at Vanderbilt

03/09/24 Memorial Gymnasium, Nashville, Tenn.
Vanderbilt vs. Florida

Game Time: 3:30 PM
Game Duration: 2:07
Attendance: 6,442

Officials: KB Burdett, Steven Anderson, Anthony Jordan

Period 2

Quarter Starters:

Vandy	0 Lawrence T	2 Lubin V	5 Manjon E	12 Taylor E	21 Kamateros T
UF	0 Pullin Z	1 Clayton Jr. W	3 Handlogten M	4 Samuel T	5 Richard W

Game Time	Vandy	Score	Diff	UF
20:00	24 ROBERTS J substitution out			
20:00	21 KAMATEROS T substitution in			
20:00				10 HAUGH T substitution out
20:00				11 ABERDEEN D substitution out
20:00				3 HANDLOGTEN M substitution in
20:00				5 RICHARD W substitution in
19:46	5 MANJON E 2pt FG in the paint, jump shot missed			
19:41				5 RICHARD W defensive rebound (4)
19:37				5 RICHARD W 3pt FG , jump shot missed
19:34	0 LAWRENCE T defensive rebound (2)			
19:26	0 LAWRENCE T 2pt FG in the paint, layup missed			
19:21	5 MANJON E offensive rebound (1)			
19:07	2 LUBIN V 2pt FG second chance outside the paint, jump shot made (13)	34-39	-5	
18:48				3 HANDLOGTEN M 2pt FG in the paint, layup blocked
18:48	21 KAMATEROS T block (1)			
18:44	2 LUBIN V defensive rebound (7)			
18:38	12 TAYLOR E 2pt FG in the paint, jump shot made (4)	36-39	-3	
18:27				0 PULLIN Z 2pt FG in the paint, layup missed
18:25	2 LUBIN V defensive rebound (8)			
18:17	21 KAMATEROS T 2pt FG outside the paint, jump shot missed			
18:13				0 PULLIN Z defensive rebound (5)
17:57		36-41	-5	4 SAMUEL T 2pt FG outside the paint, hook shot made (8)
17:39	12 TAYLOR E 2pt FG in the paint, turnaround jump shot missed			
17:36	2 LUBIN V offensive rebound (9)			
17:25	2 LUBIN V 2pt FG second chance outside the paint, jump shot missed			
17:23	offensive rebound (24)			
17:23				3 HANDLOGTEN M substitution out
17:23				21 CONDON A substitution in
17:11	12 TAYLOR E 2pt FG second chance in the paint, turnaround jump shot made (6)	38-41	-3	
16:49		38-43	-5	21 CONDON A 2pt FG in the paint, hook shot made (7)
16:33	12 TAYLOR E 2pt FG outside the paint, turnaround jump shot missed			
16:31				21 CONDON A defensive rebound (6)
16:27				1 CLAYTON JR. W 2pt FG in the paint, layup blocked
16:27	0 LAWRENCE T block (1)			
16:23	0 LAWRENCE T defensive rebound (3)			
16:17	0 LAWRENCE T 3pt FG , jump shot made (3)	41-43	-2	
16:17	5 MANJON E assist (3)			
16:04				5 RICHARD W 3pt FG , jump shot missed
16:00	0 LAWRENCE T defensive rebound (4)			
15:56	0 LAWRENCE T 3pt FG , jump shot missed			



Florida at Vanderbilt

03/09/24 Memorial Gymnasium, Nashville, Tenn.
Vanderbilt vs. Florida

Game Time: 3:30 PM
Game Duration: 2:07
Attendance: 6,442

Officials: KB Burdett, Steven Anderson, Anthony Jordan

Game Time	Vandy	Score	Diff	UF
15:52				4 SAMUEL T defensive rebound (3)
15:40				1 CLAYTON JR. W 3pt FG , jump shot missed
15:37	21 KAMATEROS T defensive rebound (3)			
15:33	0 LAWRENCE T foul drawn (1)			1 CLAYTON JR. W foul personal (2 - 1)
15:33	Timeout media			
15:33	12 TAYLOR E substitution out			
15:33	13 PRESLEY M substitution in			
15:33				5 RICHARD W substitution out
15:33				2 KUGEL R substitution in
15:19	13 PRESLEY M 2pt FG in the paint, layup blocked			
15:19				4 SAMUEL T block (1)
15:19	offensive rebound (28)			
15:10	5 MANJON E 2pt FG second chance in the paint, layup missed			
15:06	2 LUBIN V offensive rebound (10)			
15:06	2 LUBIN V 2pt FG second chance in the paint, layup made (15)	43-43	0	
14:58	2 LUBIN V steal (1)			1 CLAYTON JR. W turnover bad pass (1)
14:52	21 KAMATEROS T 2pt FG fast break from turnover in the paint, layup made (8)	45-43	2	
14:52	13 PRESLEY M assist (1)			
14:39				1 CLAYTON JR. W 2pt FG in the paint, layup missed
14:37				21 CONDON A offensive rebound (7)
14:37				21 CONDON A turnover lost ball (2)
14:14	0 LAWRENCE T 2pt FG from turnover in the paint, dunk, missed			
14:14				2 KUGEL R defensive rebound (1)
14:09		45-45	0	0 PULLIN Z 2pt FG in the paint, layup made (13)
14:09				2 KUGEL R assist (1)
14:09	5 MANJON E foul shooting (3 - 1)			0 PULLIN Z foul drawn (4)
14:09				4 SAMUEL T substitution out
14:09				10 HAUGH T substitution in
14:09		45-46	-1	0 PULLIN Z free throw 1 - 1 made (14)
14:05	0 LAWRENCE T foul drawn (2)			1 CLAYTON JR. W foul personal (3 - 2)
14:01	0 LAWRENCE T 2pt FG outside the paint, jump shot missed			
13:58	0 LAWRENCE T offensive rebound (5)			
13:56	0 LAWRENCE T 2pt FG second chance outside the paint, jump shot made (5)	47-46	1	
13:52	13 PRESLEY M foul personal (1 - 2)			1 CLAYTON JR. W foul drawn (4)
13:52	2 LUBIN V substitution out			
13:52	21 KAMATEROS T substitution out			
13:52	12 TAYLOR E substitution in			
13:52	24 ROBERTS J substitution in			
13:40	12 TAYLOR E foul shooting (2 - 3)			10 HAUGH T foul drawn (1)
13:40		47-47	0	10 HAUGH T free throw 1 - 2 made (3)
13:40	5 MANJON E substitution out			
13:40	4 WEST I substitution in			
13:40				1 CLAYTON JR. W substitution out
13:40				5 RICHARD W substitution in
13:40				10 HAUGH T free throw 2 - 2 missed
13:37	0 LAWRENCE T defensive rebound (6)			
13:22	0 LAWRENCE T 2pt FG outside the paint, turnaround jump shot made (7)	49-47	2	



Florida at Vanderbilt

03/09/24 Memorial Gymnasium, Nashville, Tenn.
Vanderbilt vs. Florida

Game Time: 3:30 PM
Game Duration: 2:07
Attendance: 6,442

Officials: KB Burdett, Steven Anderson, Anthony Jordan

Game Time	Vandy	Score	Diff	UF
13:11		49-49	0	21 CONDON A 2pt FG in the paint, layup made (9)
12:50	0 LAWRENCE T 2pt FG in the paint, layup missed			
12:47				21 CONDON A defensive rebound (8)
12:43		49-51	-2	5 RICHARD W 2pt FG fast break in the paint, layup made (2)
12:43				0 PULLIN Z assist (7)
12:11	13 PRESLEY M 2pt FG in the paint, layup missed			
12:08	24 ROBERTS J offensive rebound (3)			
11:53	0 LAWRENCE T 3pt FG second chance, jump shot missed			
11:51	24 ROBERTS J offensive rebound (4)			
11:47	12 TAYLOR E 3pt FG second chance, jump shot missed			
11:43	24 ROBERTS J offensive rebound (5)			
11:26	0 LAWRENCE T 2pt FG second chance in the paint, layup missed			
11:23	24 ROBERTS J offensive rebound (6)			
11:23	24 ROBERTS J foul drawn (2)			21 CONDON A foul shooting (1 - 3)
11:23	0 LAWRENCE T substitution out			
11:23	5 MANJON E substitution in			
11:23	24 ROBERTS J free throw 1 - 2 made (2)	50-51	-1	
11:23	24 ROBERTS J free throw 2 - 2 made (3)	51-51	0	
11:08	24 ROBERTS J foul shooting (2 - 4)			21 CONDON A foul drawn (1)
11:08		51-52	-1	21 CONDON A free throw 1 - 2 made (10)
11:08		51-53	-2	21 CONDON A free throw 2 - 2 made (11)
10:53	4 WEST I 3pt FG , jump shot made (5)	54-53	1	
10:53	5 MANJON E assist (4)			
10:37				21 CONDON A 2pt FG in the paint, layup missed
10:33				5 RICHARD W offensive rebound (5)
10:33				5 RICHARD W 2pt FG second chance in the paint, layup missed
10:33				5 RICHARD W offensive rebound (6)
10:33	jump ball situation			
10:33				10 HAUGH T substitution out
10:33				21 CONDON A substitution out
10:33				3 HANDLOGTEN M substitution in
10:33				4 SAMUEL T substitution in
10:22		54-55	-1	3 HANDLOGTEN M 2pt FG second chance in the paint, alleyoop made (2)
10:22				2 KUGEL R assist (2)
10:04	24 ROBERTS J 2pt FG in the paint, dunk, made (5)	56-55	1	
09:46		56-57	-1	0 PULLIN Z 2pt FG outside the paint, jump shot made (16)
09:37	5 MANJON E 2pt FG in the paint, layup missed			
09:34				3 HANDLOGTEN M defensive rebound (3)
09:31	5 MANJON E steal (2)			0 PULLIN Z turnover lost ball (1)
09:09	5 MANJON E turnover lost ball (2)			3 HANDLOGTEN M steal (2)
09:06	24 ROBERTS J foul shooting (3 - 5)			5 RICHARD W foul drawn (1)
09:06	12 TAYLOR E substitution out			
09:06	13 PRESLEY M substitution out			
09:06	0 LAWRENCE T substitution in			
09:06	2 LUBIN V substitution in			
09:06		56-58	-2	5 RICHARD W free throw fast break 1 - 2 made (3)
09:06		56-59	-3	5 RICHARD W free throw fast break 2 - 2 made (4)
08:49	4 WEST I 3pt FG , jump shot missed			



Florida at Vanderbilt

03/09/24 Memorial Gymnasium, Nashville, Tenn.
Vanderbilt vs. Florida

Game Time: 3:30 PM
Game Duration: 2:07
Attendance: 6,442

Officials: KB Burdett, Steven Anderson, Anthony Jordan

Game Time	Vandy	Score	Diff	UF
08:47				2 KUGEL R defensive rebound (2)
08:43	jump ball situation			
08:43	5 MANJON E steal (3)			2 KUGEL R turnover lost ball (3)
08:24	jump ball situation			
08:24	0 LAWRENCE T turnover lost ball (2)			2 KUGEL R steal (1)
08:05		56-61	-5	4 SAMUEL T 2pt FG from turnover in the paint, layup made (10)
08:05				3 HANDLOGTEN M assist (1)
07:53	2 LUBIN V 2pt FG in the paint, layup made (17)	58-61	-3	
07:53	0 LAWRENCE T assist (2)			
07:53	2 LUBIN V foul drawn (4)			5 RICHARD W foul shooting (4 - 4)
07:53	Timeout media			
07:53	4 WEST I substitution out			
07:53	24 ROBERTS J substitution out			
07:53	12 TAYLOR E substitution in			
07:53	13 PRESLEY M substitution in			
07:53				5 RICHARD W substitution out
07:53				1 CLAYTON JR. W substitution in
07:53	2 LUBIN V free throw 1 - 1 made (18)	59-61	-2	
07:37		59-63	-4	4 SAMUEL T 2pt FG in the paint, layup made (12)
07:22	13 PRESLEY M turnover bad pass (1)			3 HANDLOGTEN M steal (3)
07:11				1 CLAYTON JR. W 2pt FG from turnover in the paint, layup missed
07:11				offensive dead ball rebound (1)
07:10				4 SAMUEL T turnover offensive goal tending (3)
06:41	2 LUBIN V 2pt FG from turnover in the paint, layup missed			
06:38				3 HANDLOGTEN M defensive rebound (4)
06:30				4 SAMUEL T 2pt FG in the paint, layup missed
06:27	5 MANJON E defensive rebound (2)			
06:22	0 LAWRENCE T turnover lost ball (3)			0 PULLIN Z steal (1)
06:17		59-65	-6	4 SAMUEL T 2pt FG fast break from turnover in the paint, dunk, made (14)
06:17				0 PULLIN Z assist (8)
06:05	13 PRESLEY M 2pt FG in the paint, layup missed			
06:02				1 CLAYTON JR. W defensive rebound (3)
05:59		59-67	-8	0 PULLIN Z 2pt FG fast break in the paint, layup made (18)
05:59				2 KUGEL R assist (3)
05:55	Timeout 60 Sec			
05:55	Timeout media			
05:40	0 LAWRENCE T 2pt FG in the paint, jump shot missed			
05:37				3 HANDLOGTEN M defensive rebound (5)
05:30				3 HANDLOGTEN M 2pt FG in the paint, dunk, missed
05:25	12 TAYLOR E defensive rebound (1)			
05:18	2 LUBIN V 3pt FG , jump shot made (21)	62-67	-5	
05:18	5 MANJON E assist (5)			
05:10				2 KUGEL R 2pt FG in the paint, dunk, missed
05:06	5 MANJON E defensive rebound (3)			
05:02	5 MANJON E 2pt FG in the paint, layup blocked			
05:02				4 SAMUEL T block (2)
04:58				4 SAMUEL T defensive rebound (4)
04:56		62-69	-7	2 KUGEL R 2pt FG fast break in the paint, layup made (6)



Florida at Vanderbilt

03/09/24 Memorial Gymnasium, Nashville, Tenn.
Vanderbilt vs. Florida

Game Time: 3:30 PM
Game Duration: 2:07
Attendance: 6,442

Officials: KB Burdett, Steven Anderson, Anthony Jordan

Game Time	Vandy	Score	Diff	UF
04:56				1 CLAYTON JR. W assist (1)
04:31	13 PRESLEY M 2pt FG in the paint, dunk, made (6)	64-69	-5	
04:15				2 KUGEL R turnover bad pass (4)
04:15	12 TAYLOR E substitution out			
04:15	24 ROBERTS J substitution in			
04:15				4 SAMUEL T substitution out
04:15				21 CONDON A substitution in
03:55	2 LUBIN V 2pt FG from turnover in the paint, layup made (23)	66-69	-3	
03:23				21 CONDON A 2pt FG in the paint, layup missed
03:21	2 LUBIN V defensive rebound (11)			
03:11	Timeout media			
03:11				3 HANDLOGTEN M substitution out
03:11				4 SAMUEL T substitution in
02:54	2 LUBIN V 3pt FG , jump shot missed			
02:51	0 LAWRENCE T offensive rebound (7)			
02:41	5 MANJON E 2pt FG second chance in the paint, driving layup made (8)	68-69	-1	
02:20		68-71	-3	4 SAMUEL T 2pt FG in the paint, layup made (16)
02:20				21 CONDON A assist (2)
02:01	0 LAWRENCE T 2pt FG outside the paint, jump shot made (9)	70-71	-1	
02:01	0 LAWRENCE T foul drawn (3)			1 CLAYTON JR. W foul shooting (4 - 5)
02:01	0 LAWRENCE T free throw 1 - 1 made (10)	71-71	0	
01:43		71-73	-2	2 KUGEL R 2pt FG outside the paint, jump shot made (8)
01:43				Timeout 30 Sec
01:43				1 CLAYTON JR. W substitution out
01:43				10 HAUGH T substitution in
01:28	2 LUBIN V 2pt FG in the paint, layup made (25)	73-73	0	
01:20				Timeout 30 Sec
01:20				10 HAUGH T substitution out
01:20				1 CLAYTON JR. W substitution in
01:11		73-75	-2	1 CLAYTON JR. W 2pt FG in the paint, layup made (13)
01:11				4 SAMUEL T assist (1)
01:11	0 LAWRENCE T foul shooting (1 - 6)			1 CLAYTON JR. W foul drawn (5)
01:11				21 CONDON A substitution out
01:11				3 HANDLOGTEN M substitution in
01:11		73-76	-3	1 CLAYTON JR. W free throw 1 - 1 made (14)
01:11				1 CLAYTON JR. W substitution out
01:11				10 HAUGH T substitution in
00:45	0 LAWRENCE T foul drawn (4)			10 HAUGH T foul shooting (2 - 6)
00:45	0 LAWRENCE T free throw 1 - 2 made (11)	74-76	-2	
00:45				3 HANDLOGTEN M substitution out
00:45				10 HAUGH T substitution out
00:45				1 CLAYTON JR. W substitution in
00:45				21 CONDON A substitution in
00:45	0 LAWRENCE T free throw 2 - 2 made (12)	75-76	-1	
00:35	5 MANJON E foul shooting (4 - 7)			0 PULLIN Z foul drawn (5)
00:35		75-77	-2	0 PULLIN Z free throw 1 - 2 made (19)
00:35				1 CLAYTON JR. W substitution out
00:35				21 CONDON A substitution out



Florida at Vanderbilt

03/09/24 Memorial Gymnasium, Nashville, Tenn.
Vanderbilt vs. Florida

Game Time: 3:30 PM
Game Duration: 2:07
Attendance: 6,442

Officials: KB Burdett, Steven Anderson, Anthony Jordan

Game Time	Vandy	Score	Diff	UF
00:35				3 HANDLOGTEN M substitution in
00:35				10 HAUGH T substitution in
00:35		75-78	-3	0 PULLIN Z free throw 2 - 2 made (20)
00:25	2 LUBIN V 3pt FG , jump shot missed			
00:24	24 ROBERTS J offensive rebound (7)			
00:24	24 ROBERTS J foul drawn (3)			4 SAMUEL T foul personal (1 - 7)
00:24	24 ROBERTS J 1&1 free throw 1 made (6)	76-78	-2	
00:24				3 HANDLOGTEN M substitution out
00:24				10 HAUGH T substitution out
00:24				1 CLAYTON JR. W substitution in
00:24				21 CONDON A substitution in
00:24	24 ROBERTS J 1&1 free throw 2 made (7)	77-78	-1	
00:23	0 LAWRENCE T steal (1)			1 CLAYTON JR. W turnover bad pass (2)
00:15	0 LAWRENCE T 2pt FG from turnover in the paint, layup made (14)	79-78	1	
00:04				Timeout 30 Sec
00:01	2 LUBIN V steal (2)			1 CLAYTON JR. W turnover bad pass (3)
END OF GAME				
Vandy 79-78 UF				



Florida at Vanderbilt

03/09/24 Memorial Gymnasium, Nashville, Tenn.
Vanderbilt vs. Florida

Game Time: 3:30 PM
Game Duration: 2:07
Attendance: 6,442

Officials: KB Burdett, Steven Anderson, Anthony Jordan

Florida - 39

NO.	Name	Min	FG			Rebounds			Fouls		TP	AS	TO	ST	Blocks		+/-
			M-A	3P	FT	OR	DR	TOT	PF	FD					BS	BA	
4	Tyrese Samuel	F 15:20	5-6	0-0	0-0	0	2	2	1	0	10	1	1	0	2	0	-5
3	Micah Handlogten	C 10:36	1-3	0-0	0-0	0	3	3	0	0	2	1	0	2	0	1	2
0	Zyon Pullin	G 20:00	3-4	0-0	3-3	0	1	1	0	2	9	2	1	1	0	0	-8
1	Walter Clayton Jr.	G 13:13	1-5	0-1	1-1	0	1	1	3	2	3	1	3	0	0	1	-8
5	Will Richard	G 10:14	1-4	0-2	2-2	2	1	3	1	1	4	0	0	0	0	0	-2
11	Denzel Aberdeen	00:00	0-0	0-0	0-0	0	0	0	0	0	0	0	0	0	0	0	0
21	Alex Condon	10:28	2-4	0-0	2-2	1	2	3	1	1	6	1	1	0	0	0	-12
2	Riley Kugel	15:33	2-3	0-0	0-0	0	2	2	0	0	4	3	2	1	0	0	-3
10	Thomas Haugh	04:36	0-0	0-0	1-2	0	0	0	1	1	1	0	0	0	0	0	-4
Team						0	0	0			0		0				
Totals			15-29	0-3	9-10	3	12	15	7	7	39	9	8	4	2	2	-8

Shooting By Period		
2 nd FG%	15-29	51.7%
3PT%	0-3	0.0%
FT%	9-10	90%
GM FG%	15-29	51.7%
3PT%	0-3	0.0%
FT%	9-10	90.0%

Dead Ball Rebounds: 1, 0

Technical Fouls::NONE

Vanderbilt - 47

NO.	Name	Min	FG			Rebounds			Fouls		TP	AS	TO	ST	Blocks		+/-
			M-A	3P	FT	OR	DR	TOT	PF	FD					BS	BA	
2	Ven-Allen Lubin	F 15:14	6-10	1-3	1-1	2	3	5	0	1	14	0	0	2	0	0	10
21	Tasos Kamateros	F 06:08	1-2	0-0	0-0	0	1	1	0	0	2	0	0	0	1	0	8
0	Tyrin Lawrence	G 17:43	5-13	1-3	3-3	2	4	6	1	4	14	1	2	1	1	0	7
5	Ezra Manjon	G 17:43	1-5	0-0	0-0	1	2	3	2	0	2	3	1	2	0	1	10
12	Evan Taylor	G 12:51	2-5	0-1	0-0	0	1	1	1	0	4	0	0	0	0	0	1
13	Malik Presley	14:20	1-4	0-0	0-0	0	0	0	1	0	2	1	1	0	0	1	5
24	JaQualon "JQ" Roberts	10:14	1-1	0-0	4-4	5	0	5	2	2	6	0	0	0	0	0	2
4	Isaiah West	05:47	1-2	1-2	0-0	0	0	0	0	0	3	0	0	0	0	0	-3
Team						2	0	2			0		0				
Totals			18-42	3-9	8-8	12	11	23	7	7	47	5	4	5	2	2	8

Shooting By Period		
2 nd FG%	18-42	42.9%
3PT%	3-9	33.3%
FT%	8-8	100%
GM FG%	18-42	42.9%
3PT%	3-9	33.3%
FT%	8-8	100.0%

Dead Ball Rebounds: 0, 0

Technical Fouls::NONE

	UF	Vandy
Biggest lead	8 (2 nd 5:59)	2 (2 nd 14:52)
Best Scoring Run	6(2 nd 8:05)	7(2 nd 14:52)
Lead Changes	9	
Times Tied	7	
Time with Lead	15:42	02:14

Points from	UF	Vandy
Turnovers	6	6
Paint	24	22
Second Chance	2	14
Fast Breaks	10	2
Bench	11	11

	Period by Period Scoring		
	1st	2nd	TOT
UF	39	39	78
Vandy	32	47	79



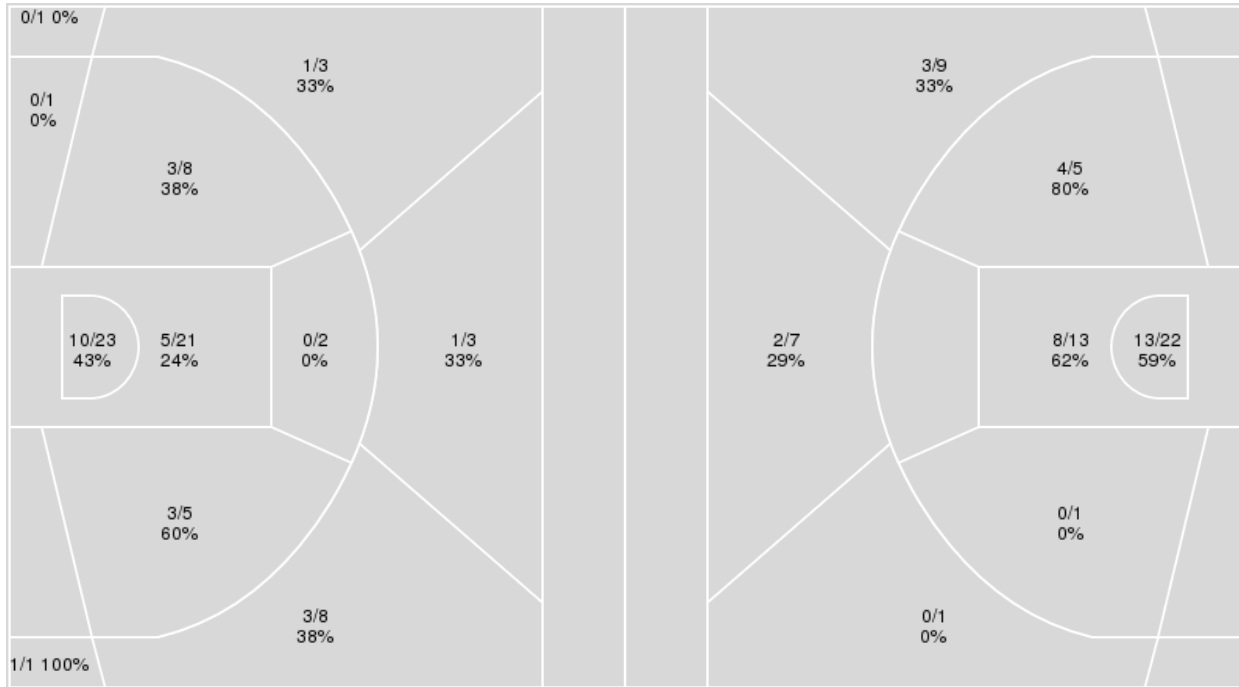
Officials: KB Burdett, Steven Anderson, Anthony Jordan

{ Players => 0, 1, 2, 3, 4, 5, 10, 12, 13, 15, 21, 22, 23, 24, 25, 34, 35; }
 FG Types => All; Results => All;

{ Players => 0, 1, 2, 3, 4, 5, 10, 11, 12, 13, 20, 21, 22, 23, 30, 33; } FG
 Types => All; Results => All;

Vanderbilt

Florida



Vanderbilt	M/A	%
Field Goals	27/76	36
2 Points	21/60	35
3 Points	6/16	38
Free Throws	19/20	95

Florida	M/A	%
Field Goals	30/58	52
2 Points	25/41	61
3 Points	5/17	29
Free Throws	13/14	93



Florida at Vanderbilt

03/09/24 Memorial Gymnasium, Nashville, Tenn.
Vanderbilt vs. Florida

Game Time: 3:30 PM
Game Duration: 2:07
Attendance: 6,442

Officials: KB Burdett, Steven Anderson, Anthony Jordan

Florida

No	Name	Mins		Score		Points Diff		Points per Min		Assists		Rebounds		Steals		Turnovers	
		On	Off	On	Off	On	Off	On	Off	On	Off	On	Off	On	Off	On	Off
0	Zyon Pullin	37:17	02:43	76 - 77	2 - 2	-1	0	2.04	0.74	17	0	33	2	7	0	15	1
1	Walter Clayton Jr.	30:30	09:30	61 - 62	17 - 17	-1	0	2.00	1.79	14	3	28	7	5	2	13	3
2	Riley Kugel	22:38	17:22	49 - 49	29 - 30	0	-1	2.16	1.67	12	5	17	18	5	2	12	4
3	Micah Handlogten	17:45	22:15	34 - 33	44 - 46	1	-2	1.92	1.98	8	9	14	21	5	2	7	9
4	Tyrese Samuel	26:06	13:54	51 - 56	27 - 23	-5	4	1.95	1.94	11	6	21	14	6	1	12	4
5	Will Richard	22:28	17:32	39 - 34	39 - 45	5	-6	1.74	2.22	7	10	24	11	3	4	6	10
10	Thomas Haugh	13:55	26:05	25 - 25	53 - 54	0	-1	1.80	2.03	5	12	14	21	1	6	4	12
11	Denzel Aberdeen	06:07	33:53	8 - 11	70 - 68	-3	2	1.31	2.07	1	16	3	32	1	6	2	14
21	Alex Condon	23:14	16:46	47 - 48	31 - 31	-1	0	2.02	1.85	10	7	21	14	2	5	9	7

Vanderbilt

No	Name	Mins		Score		Points Diff		Points per Min		Assists		Rebounds		Steals		Turnovers	
		On	Off	On	Off	On	Off	On	Off	On	Off	On	Off	On	Off	On	Off
0	Tyrin Lawrence	33:00	07:00	65 - 64	14 - 14	1	0	1.97	2.00	7	1	31	10	8	2	6	2
2	Ven-Allen Lubin	32:11	07:49	66 - 58	13 - 20	8	-7	2.05	1.66	7	1	36	5	8	2	5	3
3	Paul Lewis	04:43	35:17	7 - 8	72 - 70	-1	2	1.48	2.04	0	8	10	31	1	9	1	7
4	Isaiah West	12:02	27:58	18 - 25	61 - 53	-7	8	1.50	2.18	2	6	16	25	4	6	3	5
5	Ezra Manjon	33:00	07:00	70 - 66	9 - 12	4	-3	2.12	1.29	8	0	26	15	9	1	7	1
12	Evan Taylor	20:34	19:26	41 - 37	38 - 41	4	-3	1.99	1.96	5	3	21	20	2	8	4	4
13	Malik Presley	25:05	14:55	51 - 53	28 - 25	-2	3	2.03	1.88	4	4	27	14	7	3	6	2
21	Tasos Kamateros	20:01	19:59	37 - 38	42 - 40	-1	2	1.85	2.10	5	3	19	22	5	5	3	5
24	JaQualon "JQ" Roberts	19:24	20:36	40 - 41	39 - 37	-1	2	2.06	1.89	2	6	19	22	6	4	5	3

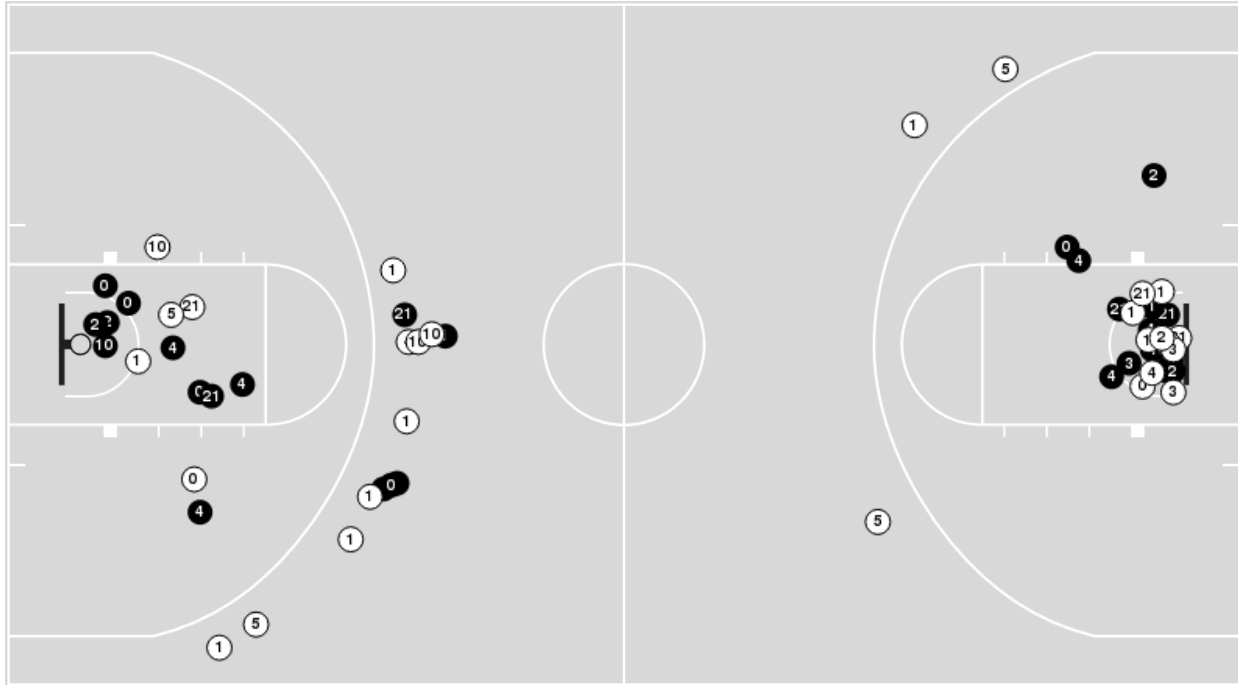


Officials: KB Burdett, Steven Anderson, Anthony Jordan

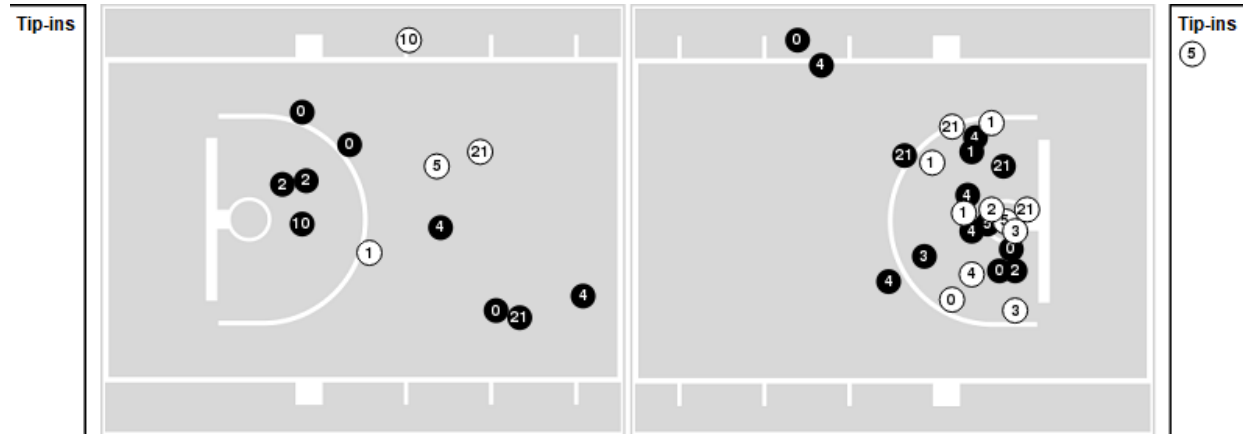
Players => 0, 1, 2, 3, 4, 5, 10, 11, 12, 13, 20, 21, 22, 23, 30, 33FG Types=>AllResults=>All

Florida

All Field Goals



Blow Up Chart



● Made ○ Missed N - Player Number

Florida	M/A	%
Field Goals	30/58	52
2 Points	25/41	61
3 Points	5/17	29
Free Throws	13/14	93

Florida	M/A	%
Points in the Paint	42 (21 / 35)	60
Fast Break Points	14 (9/9)	100
Second Chance Points	6 (3/5)	60
Effective FG%	56	

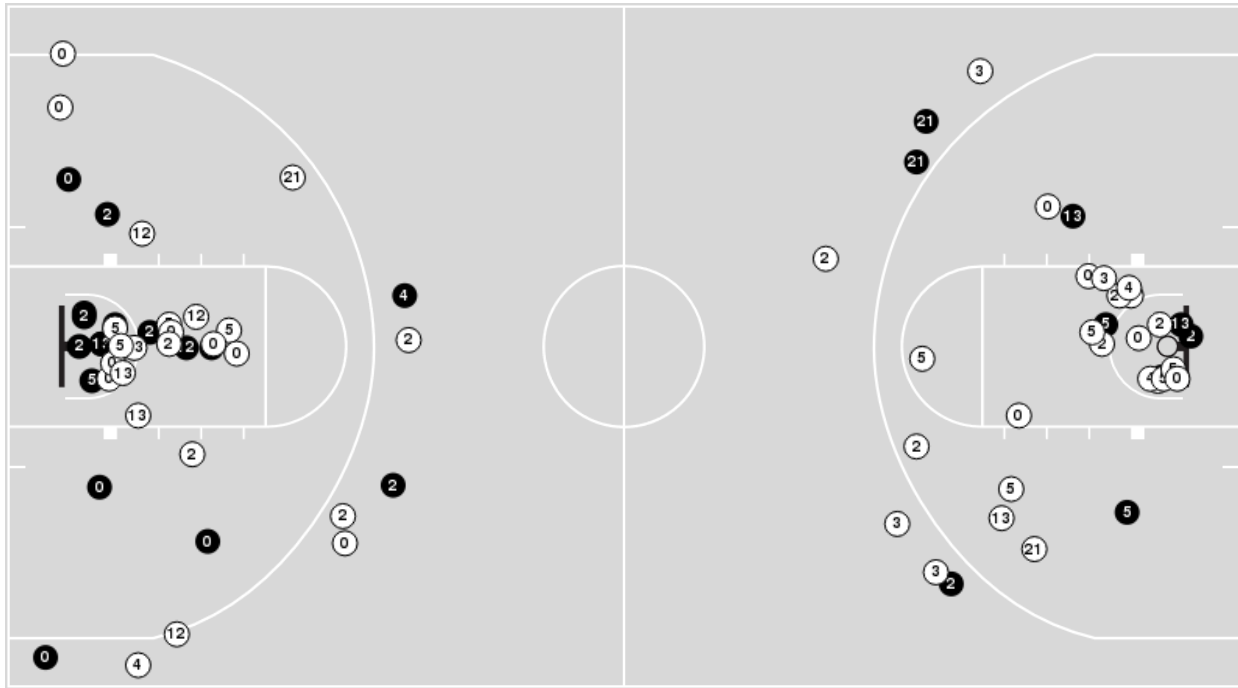


Officials: KB Burdett, Steven Anderson, Anthony Jordan

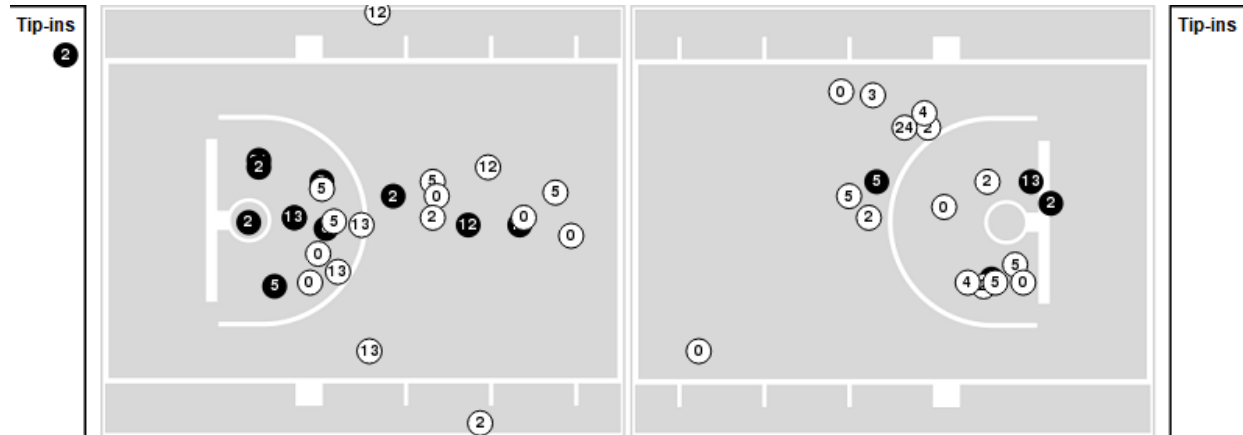
Players => 0, 1, 2, 3, 4, 5, 10, 12, 13, 15, 21, 22, 23, 24, 25, 34, 35 FG Types=>All Results=>All

Vanderbilt

All Field Goals



Blow Up Chart



● Made ○ Missed N - Player Number

Vanderbilt	M/A	%
Field Goals	27/76	36
2 Points	21/60	35
3 Points	6/16	38
Free Throws	19/20	95

Vanderbilt	M/A	%
Points in the Paint	30 (15 / 44)	34
Fast Break Points	9 (5/5)	100
Second Chance Points	21 (15/25)	60
Effective FG%	39	



Florida at Vanderbilt

03/09/24 Memorial Gymnasium, Nashville, Tenn.
Vanderbilt vs. Florida

Game Time: 3:30 PM
Game Duration: 2:07
Attendance: 6,442

Officials: KB Burdett, Steven Anderson, Anthony Jordan

Florida

Lineup	Quarter On	Time On	Quarter Off	Time Off	Time on Court	Score	Score Diff	Reb	Stl	Tov	Ass	PPP
0- Pullin Z/ 1- Clayton Jr. W/ 3- Handlogten M/ 4- Samuel T/ 5- Richard W/	1	20:00	1	15:00	05:00	11-9	2	5	1	1	2	1.3959
0- Pullin Z/ 1- Clayton Jr. W/ 2- Kugel R/ 3- Handlogten M/ 21- Condon A/	1	15:00	1	13:41	01:19	3-4	-1	1	0	1	1	1.0000
0- Pullin Z/ 1- Clayton Jr. W/ 2- Kugel R/ 10- Haugh T/ 21- Condon A/	1	13:41	1	10:38	03:03	9-5	4	3	1	2	2	1.5000
2- Kugel R/ 5- Richard W/ 10- Haugh T/ 11- Aberdeen D/ 21- Condon A/	1	10:38	1	08:45	01:53	2-0	2	2	0	0	0	0.6667
2- Kugel R/ 3- Handlogten M/ 4- Samuel T/ 5- Richard W/ 11- Aberdeen D/	1	08:45	1	07:55	00:50	0-2	-2	0	0	1	0	0.0000
0- Pullin Z/ 1- Clayton Jr. W/ 4- Samuel T/ 11- Aberdeen D/ 21- Condon A/	1	07:55	1	05:55	02:00	6-5	1	0	1	0	1	1.7442
0- Pullin Z/ 1- Clayton Jr. W/ 4- Samuel T/ 5- Richard W/ 21- Condon A/	1	05:55	1	04:23	01:32	3-0	3	3	0	1	0	0.8721
0- Pullin Z/ 1- Clayton Jr. W/ 5- Richard W/ 10- Haugh T/ 21- Condon A/	1	04:23	1	01:24	02:59	5-3	2	5	0	1	2	1.0000
0- Pullin Z/ 1- Clayton Jr. W/ 4- Samuel T/ 10- Haugh T/ 11- Aberdeen D/	1	01:24	2	20:00	01:24	0-4	-4	1	0	1	0	0.0000
0- Pullin Z/ 1- Clayton Jr. W/ 3- Handlogten M/ 4- Samuel T/ 5- Richard W/	2	20:00	2	17:23	02:37	2-4	-2	2	0	0	0	0.5000
0- Pullin Z/ 1- Clayton Jr. W/ 4- Samuel T/ 5- Richard W/ 21- Condon A/	2	17:23	2	15:33	01:50	2-5	-3	2	0	0	0	0.5000
0- Pullin Z/ 1- Clayton Jr. W/ 2- Kugel R/ 4- Samuel T/ 21- Condon A/	2	15:33	2	14:09	01:24	2-4	-2	2	0	2	1	0.6667
0- Pullin Z/ 1- Clayton Jr. W/ 2- Kugel R/ 10- Haugh T/ 21- Condon A/	2	14:09	2	13:40	00:29	2-2	0	0	0	0	0	2.2727
0- Pullin Z/ 2- Kugel R/ 5- Richard W/ 10- Haugh T/ 21- Condon A/	2	13:40	2	10:33	03:07	6-7	-1	3	0	0	1	1.8072
0- Pullin Z/ 2- Kugel R/ 3- Handlogten M/ 4- Samuel T/ 5- Richard W/	2	10:33	2	07:53	02:40	8-4	4	2	2	2	2	1.3605
0- Pullin Z/ 1- Clayton Jr. W/ 2- Kugel R/ 3- Handlogten M/ 4- Samuel T/	2	07:53	2	04:15	03:38	8-6	2	4	2	2	3	0.8000
0- Pullin Z/ 1- Clayton Jr. W/ 2- Kugel R/ 3- Handlogten M/ 21- Condon A/	2	04:15	2	03:11	01:04	0-2	-2	0	0	0	0	0.0000
0- Pullin Z/ 1- Clayton Jr. W/ 2- Kugel R/ 4- Samuel T/ 21- Condon A/	2	03:11	2	01:43	01:28	4-5	-1	0	0	0	1	2.0000
0- Pullin Z/ 2- Kugel R/ 4- Samuel T/ 10- Haugh T/ 21- Condon A/	2	01:43	2	01:20	00:23	0-2	-2	0	0	0	0	0.0000
0- Pullin Z/ 1- Clayton Jr. W/ 2- Kugel R/ 4- Samuel T/ 21- Condon A/	2	01:20	2	01:11	00:09	2-0	2	0	0	0	1	2.0000
0- Pullin Z/ 1- Clayton Jr. W/ 2- Kugel R/ 3- Handlogten M/ 4- Samuel T/	2	01:11	2	01:11	00:00	1-0	1	0	0	0	0	2.2727
0- Pullin Z/ 2- Kugel R/ 3- Handlogten M/ 4- Samuel T/ 10- Haugh T/	2	01:11	2	00:45	00:26	0-1	-1	0	0	0	0	0.0000
0- Pullin Z/ 1- Clayton Jr. W/ 2- Kugel R/ 4- Samuel T/ 21- Condon A/	2	00:45	2	00:35	00:09	1-1	0	0	0	0	0	2.2727
0- Pullin Z/ 2- Kugel R/ 3- Handlogten M/ 4- Samuel T/ 10- Haugh T/	2	00:35	2	00:24	00:10	1-1	0	0	0	0	0	2.2727
0- Pullin Z/ 1- Clayton Jr. W/ 2- Kugel R/ 4- Samuel T/ 21- Condon A/	2	00:24	2	00:00	00:24	0-3	-3	0	0	2	0	0.0000



Florida at Vanderbilt

03/09/24 Memorial Gymnasium, Nashville, Tenn.
Vanderbilt vs. Florida

Game Time: 3:30 PM
Game Duration: 2:07
Attendance: 6,442

Officials: KB Burdett, Steven Anderson, Anthony Jordan

Vanderbilt

Lineup	Quarter On	Time On	Quarter Off	Time Off	Time on Court	Score	Score Diff	Reb	Stl	Tov	Ass	PPP
0- Lawrence T/2- Lubin V/5- Manjon E/12- Taylor E/21- Kamateros T/	1	20:00	1	13:41	06:19	13-14	-1	3	1	1	2	1.1484
0- Lawrence T/2- Lubin V/5- Manjon E/13- Presley M/21- Kamateros T/	1	13:41	1	13:41	00:00	1-0	1	0	0	0	0	2.2727
0- Lawrence T/5- Manjon E/13- Presley M/21- Kamateros T/24- Roberts J/	1	13:41	1	10:38	03:03	4-9	-5	0	1	2	0	0.6667
2- Lubin V/3- Lewis P/4- West I/13- Presley M/24- Roberts J/	1	10:38	1	05:55	04:43	7-8	-1	10	1	1	0	1.0542
0- Lawrence T/2- Lubin V/4- West I/5- Manjon E/21- Kamateros T/	1	05:55	1	04:23	01:32	0-3	-3	1	1	0	0	0.0000
0- Lawrence T/2- Lubin V/5- Manjon E/13- Presley M/21- Kamateros T/	1	04:23	1	01:24	02:59	3-5	-2	3	1	0	1	0.5515
0- Lawrence T/2- Lubin V/5- Manjon E/12- Taylor E/21- Kamateros T/	1	01:24	1	01:24	00:00	1-0	1	0	0	0	0	2.2727
0- Lawrence T/2- Lubin V/5- Manjon E/12- Taylor E/24- Roberts J/	1	01:24	2	20:00	01:24	3-0	3	1	0	0	0	1.5000
0- Lawrence T/2- Lubin V/5- Manjon E/12- Taylor E/21- Kamateros T/	2	20:00	2	15:33	04:27	9-4	5	9	0	0	1	1.1250
0- Lawrence T/2- Lubin V/5- Manjon E/13- Presley M/21- Kamateros T/	2	15:33	2	13:52	01:41	6-3	3	3	1	0	1	1.5000
0- Lawrence T/5- Manjon E/12- Taylor E/13- Presley M/24- Roberts J/	2	13:52	2	13:40	00:12	0-1	-1	0	0	0	0	0.0000
0- Lawrence T/4- West I/12- Taylor E/13- Presley M/24- Roberts J/	2	13:40	2	11:23	02:17	2-4	-2	5	0	0	0	1.0000
4- West I/5- Manjon E/12- Taylor E/13- Presley M/24- Roberts J/	2	11:23	2	09:06	02:17	7-6	1	0	1	1	1	1.4344
0- Lawrence T/2- Lubin V/4- West I/5- Manjon E/24- Roberts J/	2	09:06	2	07:53	01:13	2-4	-2	0	1	1	1	0.6667
0- Lawrence T/2- Lubin V/5- Manjon E/12- Taylor E/13- Presley M/	2	07:53	2	04:15	03:38	6-8	-2	3	0	2	1	0.7109
0- Lawrence T/2- Lubin V/5- Manjon E/13- Presley M/24- Roberts J/	2	04:15	2	00:00	04:15	15-9	6	3	2	0	0	2.0833



Florida at Vanderbilt

03/09/24 Memorial Gymnasium, Nashville, Tenn.
Vanderbilt vs. Florida

Game Time: 3:30 PM
Game Duration: 2:07
Attendance: 6,442

Officials: KB Burdett, Steven Anderson, Anthony Jordan

Florida

Lineup	Time	Score	Score Diff	Pts/Min	Reb	Stl	Tov	Ass	PPP
0- Pullin Z/ 1- Clayton Jr. W/ 3- Handlogten M/ 4- Samuel T/ 5- Richard W/	07:37	13-13	0	1.7068	7	1	1	2	1.0943
0- Pullin Z/ 1- Clayton Jr. W/ 2- Kugel R/ 3- Handlogten M/ 4- Samuel T/	03:38	9-6	3	2.4771	4	2	2	3	0.8621
0- Pullin Z/ 1- Clayton Jr. W/ 2- Kugel R/ 4- Samuel T/ 21- Condon A/	03:35	9-13	-4	2.5093	2	0	4	3	1.0664
0- Pullin Z/ 1- Clayton Jr. W/ 2- Kugel R/ 10- Haugh T/ 21- Condon A/	03:32	11-7	4	3.1132	3	1	2	2	1.5988
0- Pullin Z/ 1- Clayton Jr. W/ 4- Samuel T/ 5- Richard W/ 21- Condon A/	03:22	5-5	0	1.4851	5	0	1	0	0.6720
0- Pullin Z/ 2- Kugel R/ 5- Richard W/ 10- Haugh T/ 21- Condon A/	03:07	6-7	-1	1.9251	3	0	0	1	1.8072
0- Pullin Z/ 1- Clayton Jr. W/ 5- Richard W/ 10- Haugh T/ 21- Condon A/	02:59	5-3	2	1.6760	5	0	1	2	1.0000
0- Pullin Z/ 2- Kugel R/ 3- Handlogten M/ 4- Samuel T/ 5- Richard W/	02:40	8-4	4	3.0000	2	2	2	2	1.3605
0- Pullin Z/ 1- Clayton Jr. W/ 2- Kugel R/ 3- Handlogten M/ 21- Condon A/	02:23	3-6	-3	1.2587	1	0	1	1	0.7500
0- Pullin Z/ 1- Clayton Jr. W/ 4- Samuel T/ 11- Aberdeen D/ 21- Condon A/	02:00	6-5	1	3.0000	0	1	0	1	1.7442
2- Kugel R/ 5- Richard W/ 10- Haugh T/ 11- Aberdeen D/ 21- Condon A/	01:53	2-0	2	1.0619	2	0	0	0	0.6667
0- Pullin Z/ 1- Clayton Jr. W/ 4- Samuel T/ 10- Haugh T/ 11- Aberdeen D/	01:24	0-4	-4	0.0000	1	0	1	0	0.0000
2- Kugel R/ 3- Handlogten M/ 4- Samuel T/ 5- Richard W/ 11- Aberdeen D/	00:50	0-2	-2	0.0000	0	0	1	0	0.0000
0- Pullin Z/ 2- Kugel R/ 3- Handlogten M/ 4- Samuel T/ 10- Haugh T/	00:36	1-2	-1	1.6304	0	0	0	0	2.2727
0- Pullin Z/ 2- Kugel R/ 4- Samuel T/ 10- Haugh T/ 21- Condon A/	00:23	0-2	-2	0.0000	0	0	0	0	0.0000



Florida at Vanderbilt

03/09/24 Memorial Gymnasium, Nashville, Tenn.
Vanderbilt vs. Florida

Game Time: 3:30 PM
Game Duration: 2:07
Attendance: 6,442

Officials: KB Burdett, Steven Anderson, Anthony Jordan

Vanderbilt

Lineup	Time	Score	Score Diff	Pts/Min	Reb	Stl	Tov	Ass	PPP
0- Lawrence T/ 2- Lubin V/ 5- Manjon E/ 12- Taylor E/ 21- Kamateros T/	10:46	23-18	5	2.1362	12	1	1	3	1.1640
2- Lubin V/ 3- Lewis P/ 4- West I/ 13- Presley M/ 24- Roberts J/	04:43	7-8	-1	1.4841	10	1	1	0	1.0542
0- Lawrence T/ 2- Lubin V/ 5- Manjon E/ 13- Presley M/ 21- Kamateros T/	04:40	10-8	2	2.1429	6	2	0	2	1.0121
0- Lawrence T/ 2- Lubin V/ 5- Manjon E/ 13- Presley M/ 24- Roberts J/	04:15	15-9	6	3.5294	3	2	0	0	2.0833
0- Lawrence T/ 2- Lubin V/ 5- Manjon E/ 12- Taylor E/ 13- Presley M/	03:38	6-8	-2	1.6514	3	0	2	1	0.7109
0- Lawrence T/ 5- Manjon E/ 13- Presley M/ 21- Kamateros T/ 24- Roberts J/	03:03	4-9	-5	1.3115	0	1	2	0	0.6667
0- Lawrence T/ 4- West I/ 12- Taylor E/ 13- Presley M/ 24- Roberts J/	02:17	2-4	-2	0.8759	5	0	0	0	1.0000
4- West I/ 5- Manjon E/ 12- Taylor E/ 13- Presley M/ 24- Roberts J/	02:17	7-6	1	3.0657	0	1	1	1	1.4344
0- Lawrence T/ 2- Lubin V/ 4- West I/ 5- Manjon E/ 21- Kamateros T/	01:32	0-3	-3	0.0000	1	1	0	0	0.0000
0- Lawrence T/ 2- Lubin V/ 5- Manjon E/ 12- Taylor E/ 24- Roberts J/	01:24	3-0	3	2.1429	1	0	0	0	1.5000
0- Lawrence T/ 2- Lubin V/ 4- West I/ 5- Manjon E/ 24- Roberts J/	01:13	2-4	-2	1.6438	0	1	1	1	0.6667
0- Lawrence T/ 5- Manjon E/ 12- Taylor E/ 13- Presley M/ 24- Roberts J/	00:12	0-1	-1	0.0000	0	0	0	0	0.0000