

VANDERBILT BASEBALL

2014 NATIONAL CHAMPIONS ★ 2019 NATIONAL CHAMPIONS

2024 SCHEDULE/RESULTS

OVERALL: 19-3 | SEC: 0-0 | H: 15-3 | A: 0-0 | N: 4-0

FEBRUARY (7-3)

			All Times CT
16	Florida Atlantic	W, 12-11	Nashville, Tenn.
17	Florida Atlantic	L, 4-5	Nashville, Tenn.
18	Florida Atlantic	W, 11-1	Nashville, Tenn.
20	Dayton	L, 5-8	Nashville, Tenn.
21	Eastern Kentucky	W, 5-3	Nashville, Tenn.
23	Gonzaga	W, 12-2 (8 inn.)	Nashville, Tenn.
24	Gonzaga	W, 4-3	Nashville, Tenn.
25	Gonzaga	L, 8-9	Nashville, Tenn.
27	Indiana State	W, 20-4 (7 inn.)	Nashville, Tenn.
28	Evansville	W, 7-3	Nashville, Tenn.

MARCH (12-0)

1	vs. Louisiana#	W, 7-4	Houston, Texas
2	vs. Houston#	W, 3-1	Houston, Texas
3	vs. #15 Texas#	W, 14-11	Houston, Texas
5	Eastern Michigan	W, 6-2	Nashville, Tenn.
8	Illinois State	W, 14-9	Nashville, Tenn.
9	Illinois State	W, 7-2	Nashville, Tenn.
10	Illinois State	W, 4-0	Nashville, Tenn.
12	Indiana	W, 13-5	Nashville, Tenn.
15	#18 Auburn*	W, 11-1 (8 inn.)	Nashville, Tenn.
16	#18 Auburn*	W, 13-5	Nashville, Tenn.
17	#18 Auburn*	W, 9-6	Nashville, Tenn.
19	vs. Belmont@	W, 3-1	Nashville, Tenn./First Horizon Park
22	at South Carolina*	6 p.m.	Columbia, S.C.
23	at South Carolina*	3 p.m.	Columbia, S.C.
24	at South Carolina*	12:30 p.m.	Columbia, S.C.
26	Valparaiso	6 p.m.	Nashville, Tenn.
28	Missouri*	6 p.m.	Nashville, Tenn.
29	Missouri*	6 p.m.	Nashville, Tenn.
30	Missouri*	1 p.m.	Nashville, Tenn.

APRIL (0-0)

2	Western Kentucky	6 p.m.	Nashville, Tenn.
4	at #5 LSU*	6 p.m.	Baton Rouge, La.
5	at #5 LSU*	7 p.m.	Baton Rouge, La.
6	at #5 LSU*	2 p.m.	Baton Rouge, La.
9	Middle Tennessee	6 p.m.	Nashville, Tenn.
12	at #7 Texas A&M*	6 p.m.	College Station, Texas
13	at #7 Texas A&M*	7:30 p.m.	College Station, Texas
14	at #7 Texas A&M*	1 p.m.	College Station, Texas
16	at Lipscomb	6 p.m.	Nashville, Tenn./Dugan Field
18	#6 Florida*	6:30 p.m.	Nashville, Tenn.
19	#6 Florida*	6 p.m.	Nashville, Tenn.
20	#6 Florida*	2 p.m.	Nashville, Tenn.
23	UT Martin	6 p.m.	Nashville, Tenn.
26	#21 Mississippi State*	6 p.m.	Nashville, Tenn.
27	#21 Mississippi State*	2 p.m.	Nashville, Tenn.
28	#21 Mississippi State*	1 p.m.	Nashville, Tenn.
30	Tennessee Tech	6 p.m.	Nashville, Tenn.

MAY (0-0)

3	at Georgia*	5 p.m.	Athens, Ga.
4	at Georgia*	1 p.m.	Athens, Ga.
5	at Georgia*	Noon	Athens, Ga.
7	Louisville	6 p.m.	Nashville, Tenn.
10	#8 Tennessee*	6 p.m.	Nashville, Tenn.
11	#8 Tennessee*	2 p.m.	Nashville, Tenn.
12	#8 Tennessee*	2 p.m.	Nashville, Tenn.
16	at Kentucky*	5:30 p.m.	Lexington, Ky.
17	at Kentucky*	5:30 p.m.	Lexington, Ky.
18	at Kentucky*	Noon	Lexington, Ky.
21-26	SEC Tournament	TBA	Hoover, Ala.
31	NCAA Regional	TBA	TBD

JUNE

1-3	NCAA Regional		
7-10	NCAA Super Regionals	TBA	TBD
14-24	College World Series	TBA	Omaha, Neb.

2024 Astros Foundation College Classic - Houston, Texas - Minute Maid Park
 @ Nashville, Tenn. - First Horizon Park
 * Southeastern Conference game

Rankings represent D1Baseball.com's poll at time of the contest

Vanderbilt Athletic Communications • 2601 Jess Neely Dr. Nashville, TN 37212
 Baseball Contact: Will Owens • Cell: 502.718.2525 • Email: will.owens@vanderbilt.edu
 VUCommodores.com • Twitter: @VandyBoys

GAMES 23-25

Vanderbilt Commodores (19-3, 3-0 SEC) vs. South Carolina Gamecocks (16-5, 1-2 SEC)

Game 1: Friday, March 22 @ 6 p.m. CT • SECN+
 Game 2: Saturday, March 23 @ 3 p.m. CT • SECN+
 Game 3: Sunday, March 24 @ 12:30 p.m. CT • SECN+
 Columbia, S.C. • Founders Park



#3 VANDERBILT

Rankings: D1: 3 | NCBWA: 4 | Coaches: 3
 BA: 2 | PG: 3

Head Coach: Tim Corbin

Career Record: 1008-561-1 (28th)

Record at Vanderbilt: 902-423-1 (22nd)



SOUTH CAROLINA

Rankings: D1: -- | NCBWA: 25 | Coaches: --
 BA: 21 | PG: --

Head Coach: Mark Kingston

Career Record: 469-315-1 (14th)

Record at South Carolina: 196-135 (5th)

Series Preview: Vanderbilt takes a 14-game win streak on the road to Founders Park in Columbia, South Carolina, for a three-game series against South Carolina.

- The Commodores rose to No. 3 in the D1Baseball.com poll after a sweep over ranked Auburn last weekend at Hawkins Field. Vandy is ranked top-five in every major poll. South Carolina is ranked in the NCBWA and Baseball America polls.
- Vanderbilt trails South Carolina in the all-time series, 41-62, but leads the series 36-32 under head coach Tim Corbin (since 2003).
- The Commodores won the series in Nashville last season, taking the final two games after dropping the series opener. Vandy's last series win in Columbia came in 2019 when the Dores swept the Gamecocks.

Last Time Out: Vanderbilt swept its weekend series over No. 18 Auburn at Hawkins Field. The Dores totaled 33 runs on 47 hits in the series.

- Alan Espinal** was named SEC Player of the Week after going 8-for-13 vs. Auburn with two doubles and four RBI. Espinal also homered in Vandy's midweek victory vs. Indiana on March 12.
- Carter Holton turned in a quality start Friday vs. Auburn, going seven innings with one run allowed and nine strikeouts.
- Jayden Davis** went 8-for-14 vs. Auburn with a triple, double, six runs scored and five RBI. **Jonathan Vastine** went 7-for-13 with a home run, triple, two doubles and seven RBI.
- On Tuesday, Vanderbilt beat Belmont 3-1 at First Horizon Park. **Logan Poteet** homered and **Davis Diaz** had a team-high two hits. **Ethan McElvain** tossed four shutout innings.

Stat Spotlights: Vanderbilt ranks top-10 in NCAA DI in hits, doubles and stolen bases entering the weekend.

- The Dores lead the SEC and are seventh nationally in hits (245). Vandy ranks second in the SEC and 15th nationally in batting average (.326).
- Vandy is first in the SEC and sixth in DI with 53 stolen bases. **RJ Austin** is 2nd in the SEC and fourth in DI with 15. **Calvin Hewett** is third in the SEC and 8th in DI with 14. **Jacob Humphrey** has eight stolen bases this season and is tied for third among active DI players with 86 career steals.
- Vanderbilt has stolen 53 bases on 58 attempts while allowing just seven steals.

Scoring Early: Vanderbilt has scored 54 of its 192 runs in the first two innings this season.

- Vandy is outscoring its opponents 28-9 in the first inning and 26-6 in the second inning.
- The Dores are 9-1 when they score in the first frame and 12-1 when scoring first.

1,000-Win Club: Vanderbilt head coach Tim Corbin reached 1,000 career wins on March 5 vs. Eastern Michigan.

- Corbin recorded his 900th win at Vanderbilt on March 16 vs. Auburn.
- Among active coaches, Corbin ranks 10th by most wins. He is second in the SEC behind Arkansas' Dave Van Horn (1,224).

Streiking: A pair of Dores, **Jayden Davis** and **Alan Espinal**, have reached base safely in every game they've played this season.

- Six Commodores enter the weekend with double-digit on-base streaks. Davis has reached base in all 22 games following by Espinal at 21, **Camden Kozeal** and **RJ Austin** at 13, **Davis Diaz** at 12 and **Troy LaNeve** at 10.
- Espinal reached base safely in each of Vandy's final five games of the 2023 season, for a total on-base streak of 26 games.

Newcomers Contributing: Vanderbilt has used 12 newcomers this season, including eight freshmen.

- Jayden Davis**, a transfer from Samford, is hitting .341 with seven doubles, a triple, a home run and 20 RBI.
- Freshman **Camden Kozeal** was named SEC Freshman of the Week (March 4) after leading all DI hitters with 14 hits the previous week.
- Jacob Humphrey**, a transfer from UMass Lowell, hit his first home run as Commodore in his second start Feb. 27 against Indiana State.

Win Streak Notes: Vanderbilt enters the series on a 14-game win streak.

- The program record for consecutive wins was set in 2007 at 20 games. Vandy won 18 consecutive games in 2022.
- During the current win streak of 14 games, the Dores are averaging more than nine runs per game with a .344 average and a 3.37 ERA. All nine batters with nine or more starts during the span are hitting above .300 led by **Camden Kozeal** at .442 and **RJ Austin** at .407.

Preseason Accolades: Vanderbilt started the season ranked in the top-10 in all five major preseason polls.

- A pair of Dores landed on the Preseason All-SEC team. Juniors **Carter Holton** and **Jonathan Vastine** were both voted to the second team by the league's coaches.
- The Commodores were picked to finish third in the SEC East in the SEC Preseason Coaches Poll.
- Holton** was honored by USA Baseball with a selection to the 2024 Golden Spikes Award Watch List. He is one of just eight players to appear on the watch list in both 2023 and 2024. Vandy has had a student-athlete on the watch list 31 times under head coach Tim Corbin.
- Junior **Devin Futrell** was named to the Perfect Game Preseason All-America second team. Futrell led the Vandy pitching staff last season with an 8-3 record and a 3.44 ERA.

Unrivaled Consistency: Since head coach Tim Corbin took charge in 2003, no program has enjoyed more consistent success than the Commodores.

- Vanderbilt owns the nation's longest active NCAA Tournament streak at 17 consecutive appearances.
- Vandy has been to the College World Series five times, the finals four times and has won it all twice (2014, 2019).
- More than 50 Commodores have been named All-America, including 18 first-teamers.
- Coach Corbin has tutored more than 30 future MLB players.

2023 SEC Tournament Champions: Vanderbilt defeated Texas A&M, 10-4, in Hoover last season to claim its fourth SEC Tournament title, third under head coach Tim Corbin.

- Vanderbilt went 4-1 at the tournament and outscored its opponents 39-22.
- Then freshman **RJ Austin** was named tournament MVP after going 7-for-18 at the plate with a home run, two doubles and five RBIs.
- Fellow freshman **Chris Maldonado** also had a strong performance, going 7-for-10 with four RBIs in three games.
- The Commodores held opposing hitters to a .215 average while hitting .305 themselves. Thomas Schultz didn't allow a run through 5.2 innings over two appearances.
- Vandy tallied wins over three 2023 NCAA Regional hosts (Auburn, Alabama, Florida) en route to the championship.

No-No Notes: Vanderbilt's four no-hitters since 2019 is most in NCAA DI.

- **Greysen Carter, Sam Hliboki, Ryan Ginther and Nick Maldonado** combined for a no-hitter March 5, 2023 at Minnesota.
 - Hliboki went 3.2 innings with eight strikeouts and earned the win.
 - Vanderbilt was the only team to have a no-hitter in each of the last three seasons and each of the last four full seasons.
 - All four of Vanderbilt's no-hitters since 2019 have come against Power 5 opponents.
- 3.5.23 at Minnesota
Carter, Hliboki, Ginther, Maldonado
- 4.22.22 at Kentucky.....
Chris McElvain, Christian Little
- 3.20.21 vs. #16 South Carolina.....
Jack Leiter
- 6.8.19 vs. Duke (Nashville Super Regional).....
Kumar Rocker

Dores in the Draft: Vanderbilt continued its production of first-round draft picks with the Enrique Bradfield Jr. selection in the 2032 MLB Draft.

- Bradfield was taken 17th overall by the Baltimore Orioles making him the 28th Commodore taken in the first round.
- Vandy has had at least one first-round pick in nine of the past 10 years.
- Vanderbilt's 22 first-round selections in the Tim Corbin Era (2003-pres.) is most in the SEC.
- Vanderbilt's 2023 MLB Draft picks:

Player	Team	Pick
Enrique Bradfield Jr.	Baltimore Orioles	Rd 1, Pick 17
Hunter Owen	Kansas City Royals	Round 4, Pick 106
Patrick Reilly	Pittsburgh Pirates	Round 5, Pick 140
Nick Maldonado	Miami Marlins	Round 8, Pick 233
Thomas Schultz	Washington Nationals	Round 9, Pick 255
RJ Schreck	Seattle Mariners	Round 9, Pick 277
Grayson Moore	Chicago Cubs	Round 14, Pick 416

VANDERBILT RECORD WHEN ...

	2024
SEC East Standing	T-1st
Home/Road/Neutral	15-3/0-0/4-0
Day/Night	16-3/3-0
vs. RH/LH starters	14-1/5-2
Leading after 6 innings	16-2
Trailing after 6 innings	2-0
Tied after 6 innings	1-1
Leading after 7 innings	16-1
Trailing after 7 innings	1-2
Tied after 7 innings	1-0
Leading after 8 innings	14-0
Trailing after 8 innings	2-3
Tied after 8 innings	0-0
Vanderbilt scores first	12-1
Opponents score first	7-2
Shutouts	1-0
Scoring less than 3 runs	0-0
Scoring 3 to 5 runs	5-2
Scoring 6 or more runs	14-1
Vanderbilt hits HR/hit 0 HR	13-0/6-3
1-run/2-run games	2-2/3-0
Extra innings (home/road/neutral)	0-0/0-0/0-0
Series openers/finales	4-0/3-1
Series W-L (home)	4-0
Series W-L (road)	0-0
Series W-L (total)	4-0
Three-game sweeps (home/road)	2-0/0-0

2024 TEAM LEADERS

Batting

Hits	RJ Austin (32)
Doubles	Jonathan Vastine (9)
Triples	LaNeve/Vastine (2)
HR	Alan Espinal (4)
RBIs	RJ Austin (26)
Runs	RJ Austin (25)
SB	RJ Austin (15)
BB	Davis Diaz (15)
AVG	Alan Espinal (.392)
OBP	Alan Espinal (.484)
SLG	Alan Espinal (.620)

Pitching

ERA (starter)	Bryce Cunningham (2.45)
ERA (reliever)	Ryan Ginther (0.90)
Wins	Cunningham/Holton/Thompson (3)
Saves	Ginther/Seiber (3)
Appearances	Brennan Seiber (8)
Starts	Cunningham/Futrell (5)
Innings (starter)	Devin Futrell (27.0)
Innings (reliever)	Brennan Seiber (14.0)
Strikeouts (starter)	Carter Holton (39)
Strikeouts (reliever)	Ethan McElvain (16)

VANDERBILT IN THE NATIONAL RANKINGS

DATE	Baseball America	D1Baseball	NCBWA	Perfect Game	USA Today/Coaches
Preseason	7	6	7	6	6
Feb. 19	7	6	10	7	6
Feb. 26	9	9	13	11	14
March 4	9	9	12	9	10
March 11	8	9	10	8	10
March 18	2	3	4	3	3

*For consistency, Vanderbilt uses the D1Baseball.com (D1) poll as its primary ranking.

PROBABLE PITCHING MATCHUPS

DATE	OPPONENT	VANDERBILT STARTER	OPPOSING STARTER
3/22	South Carolina	LHP Carter Holton (3-0, 3.96)	RHP Eli Jones (2-0, 2.22)
3/23	South Carolina	RHP Bryce Cunningham (3-0, 2.45)	RHP Dylan Eskew (2-2, 3.91)
3/24	South Carolina	LHP Devin Futrell (2-0, 4.67)	TBA

NOTES CONTINUED

Dores in the Pros: More than 40 former Commodores competed for MLB and MiLB teams during the 2023 professional baseball season.

- Around the MLB, 14 former Commodores spent time on MLB rosters (including on IL).
- Sonny Gray put together a historic season for the Minnesota Twins en route to the team's ninth AL Central title. Gray finished the regular season with a 2.79 ERA, second-best among qualified pitchers in the AL. Gray signed a three-year deal worth \$75 million with the St. Louis Cardinals in the offseason.
- Bryan Reynolds led the Pittsburgh Pirates with 84 RBI this season. His 31 doubles were tied for the team lead and he ranked second on the club with 24 homers.
- In his first season with the Cubs, Dansby Swanson finished the year with 22 homers while totaling 80 RBI, third-most on the team. Swanson proved to be one of the top shortstops defensively yet again, finishing with 14 total zone runs, tied for most among National League shortstops.
- Tony Kemp was recognized by the Oakland Athletics as their nominee for the Roberto Clemente Award, bestowed annually to the player who best represents the game of Baseball through extraordinary character, community involvement, philanthropy and positive contributions, both on and off the field.
- Spencer Jones finished the 2023 season as the top-ranked New York Yankees prospect and the No. 73 prospect overall. Jones hit .267 with 16 homers and 66 RBIs across 117 games in High-A and Double-AA. Jones also stole 43 bases on 55 attempts.

Upgrades to the Hawk: Vanderbilt revealed artistic renderings for major enhancements to Hawkins Field, home of Vanderbilt baseball and the two-time national champion VandyBoys. A cornerstone of Vandy United's recently announced Dare to Grow phase, the Hawkins Field initiative creates extensive premium seating opportunities, expands capacity and reimagines the game day experience for supporters of one of college baseball's most successful programs.

- **Second grandstand level:** A new deck of seats above the existing grandstand, part of raising capacity by more than 10 percent, will feature exclusive opera-style boxes that put fans on top of the action. A second pillared concourse creates a coliseum effect for the exterior façade along the multi-use greenway developed in Vandy United's initial phase.
- **Multiple innovative club spaces, including left-field wall and behind-the-plate seating:** A completely new addition to Hawkins Field, club spaces give supporters unique ways to enjoy the game. Spaces include seating atop the iconic left-field wall and a partially submerged behind-the-plate vantage point in the main grandstand.
- **Multiple private suite opportunities:** Also all-new at Hawkins Field, private suites will form a new third level above the existing press box and offer the ultimate group experience.
- **360-degree stadium experience:** Fans will be able walk between infield and outfield seating areas without leaving the facility, further enhancing the atmosphere.
- **Hawkins Field entry atrium:** An instantly Instagrammable spot for all VandyBoys fans, a new entry atrium beyond right field offers a place to meet before climbing the stairs to soak in the unforgettable view of the field.
- **Multi-purpose building:** A new 20,000-square-foot building beyond right field provides space for enhancing both the fan and student-athlete experience.



NUMERICAL ROSTER

No.	Name	Pos.	B/T	Ht.	Wt.	Yr./Exp.	Hometown/High School	
1	Matthew Polk	UTL	R/R	5-11	192	Jr./2L	Long Beach, Calif./Orange Lutheran	
2	RJ Hamilton	UTL	R/R	5-10	177	Fr./HS	Hoover, Ala./Hoover	
3	Jayden Davis	INF	R/R	5-10	205	So./TR	Cookeville, Tenn./Cookeville	
5	Logan Poteet	C	R/R	6-2	219	So./1L	Powell, Tenn./Powell	po-TEET
6	Matt Wolfe	INF	R/R	6-1	198	So./1L	Westerville, Ohio/Olentangy Orange	
8	Chris Maldonado	INF	R/R	6-1	194	So./1L	Short Hills, N.J./Seton Hall Prep	MALL-duh-NAH-doe
9	Ray Velazquez	INF	R/R	6-1	212	So./1L	Lowell, Mass./St. Thomas More School	
10	Jacob Humphrey	UTL	R/R	5-10	179	Jr./TR	Standish, Maine/Bonny Eagle	
11	Davis Diaz	INF	R/R	5-11	188	Jr./2L	Pittsburg, Calif./Acalanes	
13	Jonathan Vastine	INF	L/R	5-11	166	Jr./2L	Bartow, Fla./Bartow Senior High	vass-TYNE
16	Jack Bulger	C	R/R	6-0	222	Sr./3L	Bowie, Md./DeMatha Catholic	
17	Ryan Ginther	LHP	R/L	5-11	212	Jr./2L	Hendersonville, Tenn./Station Camp	Hard "G"
18	JD Rogers	OF	L/L	5-10	208	Jr./2L	Carmel, Ind./Carmel	
19	Troy LaNeve	OF	L/R	6-0	205	5th/4L	Pittsburgh, Pa./Pine Richland	luh-NEEV
20	Carter Holton	LHP	L/L	5-11	191	Jr./2L	Guyton, Ga./Benedictine Military	
21	Calvin Hewett	OF	R/L	6-3	218	Sr./3L	Greenland, N.H./Portsmouth	
22	JD Thompson	LHP	R/L	6-0	203	So./1L	Rusk, Texas/Rusk	
23	Devan Kodali	OF	R/L	6-2	196	So./1L	New York, N.Y./Poly Prep Country Day	kuh-DAL-ee
25	Matt Ossenfort	INF	L/L	6-3	218	Fr./HS	Sioux Falls, S.D./Marjory Stoneman Douglas	
26	Braden Holcomb	INF	R/R	6-4	257	Fr./HS	Ocoee, Fla./Foundation Academy	
27	Kaito Muto	UTL	S/R	5-7	170	Fr./HS	Bowling Green, Ky./Foundation Christian Academy	kye-toe moo-toe
28	Camden Kozeal	INF	L/R	5-10	207	Fr./HS	Omaha, Neb./Millard South	KOE-zhull
30	Ethan Robinson	RHP	R/R	6-5	208	Fr./HS	Murfreesboro, Tenn./Donelson Christian Academy	
31	Duke Ekstrom	RHP	R/R	6-2	195	Fr./HS	San Diego, Calif./Point Loma	
32	Cooper Holbrook	OF	R/R	6-3	211	So./1L	Mount Pleasant, S.C./Porter-Gaud	
33	Luke Guth	RHP	R/R	6-1	185	Fr./HS	Franklin, Pa./Franklin Area	Hard "G"
34	Brennan Seiber	RHP	R/R	6-5	228	Fr./HS	Newport Beach, Calif./Mater Dei	Like "cyber"
35	Nik Copenhaver	RHP	R/R	6-4	210	Fr./HS	Hamilton, Ohio/Stephen T. Badin	COPE-en-hay-ver
36	Levi Huesman	LHP	R/L	6-0	192	So./TR	Hanover, Va./Hanover	hues-man
37	Jakob Schulz	LHP	R/L	6-2	216	Fr./HS	Houston, Texas/Memorial	
38	David Horn Jr.	RHP	R/R	6-4	224	So./1L	Mission Viejo, Calif./JSerra Catholic	
40	Sam Hliboki	RHP	L/R	6-3	207	5th/4L	Los Angeles, Calif./Harvard Westlake	lih-BOE-key
42	RJ Austin	UTL	R/R	5-11	193	So./1L	Atlanta, Ga./Pace Academy	
44	Colin Barczy	C	R/R	6-3	217	Fr./HS	Naperville, Ill./Naperville Central	BAR-see
45	Alan Espinal	C	R/R	6-0	214	Sr./3L	Viera, Fla./Viera	ESS-pih-nall
55	Colton Regen	RHP	R/R	6-4	188	Jr./2L	Mt. Juliet, Tenn./Mt. Juliet	Like "region"
66	Deegan Cordova	RHP	R/R	6-2	196	Fr./HS	Lake Havasu City, Ariz./Lake Havasu	
77	Alex Kranzler	RHP	R/R	6-3	224	Fr./HS	Norwood, N.J./Northern Valley Regional	
80	Andrew Dutkanych IV	RHP	R/R	6-3	230	So./1L	Indianapolis, Ind./Brebeuf Jesuit Prep	dew-KAN-itch
88	Sawyer Hawks	RHP	R/R	6-4	223	Jr./TR	Lakeland, Fla./McKeel Academy of Technology	
89	Ethan McElvain	LHP	S/L	6-4	241	Fr./HS	Thompson's Station, Tenn./Nolensville	MAC-el-vain
90	Miller Green	LHP	L/L	6-5	232	Fr./HS	Nashville, Tenn./Lipscomb Academy	
95	Devin Futrell	LHP	L/L	6-5	212	Jr./2L	Pembroke Pines, Fla./American Heritage School	few-TRELL
96	Nate Teague	RHP	R/R	6-7	232	Fr./HS	Snow Camp, N.C./Southern Alamance	
97	Bryce Cunningham	RHP	R/R	6-5	230	Jr./2L	Headland, Ala./Headland	
98	Greysen Carter	RHP	S/R	6-4	237	Jr./2L	Louisville, Colo./Fairview	

Staff

Head Coach: 4 Tim Corbin (Ohio Wesleyan '84) – 22nd season at Vanderbilt

Associate Head Coach: 26 Scott Brown (SUNY-Cortland '99)

Assistant Coach: 24 Mike Baxter (Vanderbilt '05)

Assistant Coach: 49 Tyler Shewmaker (Kentucky Wesleyan '16)

Athletic Trainer: Chris Matarazzo (Springfield College '12)

Strength & Conditioning Coach: Walker Grisanti (Vanderbilt '19)

Director of Baseball Operations: Amy Elkus (Kentucky '14)

Director of External Affairs: Josh Foster (Alabama '17)

Director of Player Development: Brandon Barak (Illinois '12)

Director of Recruiting: John Michael Morris (Middle Tennessee '11)

Maggie Corbin Minority Baseball Apprentice: Ro Coleman (Vanderbilt '17)

Assistant Strength & Conditioning Coach: Hunter Reeser (West Chester '20)

Video Coordinator: Zach Monash (Arizona '13)

Equipment Manager: Bailey Provo (Lipscomb '21)

Student Managers: Michael Brody, Jesse Harwin, Mark Pyburn, Donovan Simon



**2024 Vanderbilt Baseball
Overall Statistics for Vanderbilt (as of Mar 20, 2024)
(All games Sorted by Batting avg)**



Record: 19-3 Home: 15-3 Away: 0-0 Neutral: 4-0 SEC: 3-0

Player	avg	gp-gs	ab	r	h	2b	3b	hr	rbi	tb	slg%	bb	hp	so	gdp	ob%	sf	sh	sb-att	po	a	e	fld%	
45 Alan Espinal	.392	21-21	79	23	31	6	0	4	21	49	.620	14	1	21	0	.484	1	1	2-2	175	12	0	1.000	
42 RJ Austin	.376	21-21	85	25	32	3	0	2	26	41	.482	12	4	12	0	.466	2	1	15-18	118	9	2	.984	
3 Jayden Davis	.341	22-22	85	21	29	7	1	1	20	41	.482	12	2	11	4	.430	1	0	2-2	26	56	3	.965	
28 Camden Kozeal	.338	18-15	68	13	23	5	0	2	16	34	.500	9	1	11	1	.423	0	0	0-0	0	0	0	.000	
13 Jonathan Vastine	.329	22-22	76	22	25	9	2	3	19	47	.618	10	1	24	0	.409	1	3	4-4	25	39	4	.941	
21 Calvin Hewett	.322	21-16	59	18	19	3	1	0	12	24	.407	6	6	13	1	.437	0	0	14-15	51	0	0	1.000	
19 Troy LaNeve	.313	22-21	67	17	21	7	2	3	23	41	.612	13	7	20	0	.466	1	0	0-0	23	1	0	1.000	
11 Davis Diaz	.286	22-21	77	20	22	8	0	1	13	33	.429	15	2	11	3	.411	1	1	2-3	10	30	1	.976	

9 Raymond Velazquez	1.000	2-0	1	0	1	0	0	0	0	1	1.000	0	0	0	0	1.000	0	0	0-0	2	0	0	1.000	
44 Colin Barczy	.500	2-1	2	1	1	0	0	0	0	1	.500	1	0	1	0	.667	0	0	0-0	0	0	0	.000	
1 Matthew Polk	.327	13-12	49	10	16	3	1	3	9	30	.612	1	2	10	0	.358	1	0	4-4	22	0	1	.957	
16 Jack Bulger	.314	10-9	35	4	11	1	0	2	8	18	.514	1	3	10	0	.375	1	0	2-2	17	0	0	1.000	
10 Jacob Humphrey	.308	19-5	26	10	8	2	1	1	6	15	.577	4	0	10	0	.400	0	2	8-8	13	0	0	1.000	
5 Logan Poteet	.250	4-3	12	2	3	0	0	2	4	9	.750	1	0	4	0	.308	0	0	0-0	34	1	0	1.000	
8 Chris Maldonado	.154	5-5	13	3	2	0	0	0	1	2	.154	5	2	3	0	.450	0	0	0-0	35	4	0	1.000	
26 Braden Holcomb	.071	7-4	14	3	1	0	0	1	2	4	.286	4	0	4	0	.278	0	0	0-0	22	3	1	.962	
25 Matt Ossenfort	.000	2-0	2	0	0	0	0	0	0	0	.000	0	0	0	1	.000	0	0	0-0	0	0	0	.000	
18 JD Rogers	.000	2-0	1	0	0	0	0	0	0	0	.000	0	0	1	0	.000	0	0	0-0	0	0	0	.000	
Totals	.326	22	751	192	245	54	8	25	180	390	.519	108	31	166	10	.427	9	8	53-58	582	182	14	.982	
Opponents	.226	22	718	96	162	39	0	16	90	249	.347	78	15	225	15	.313	5	9	7-10	534	191	24	.968	

LOB - Team (181), Opp (147). DPs turned - Team (15), Opp (12). IBB - Team (1), Austin 1. Picked off - Kozeal 1, Hewett 1.

(All games Sorted by Earned run avg)

Player	era	w-l	app	gs	cg	sho	sv	ip	h	r	er	bb	so	2b	3b	hr	b/avg	wp	hp	bk	sfa	sha		
97 Bryce Cunningham	2.45	3-0	5	5	0	0/0	0	25.2	19	10	7	12	36	7	0	2	.196	2	0	0	0	0		
20 Carter Holton	3.96	3-0	5	4	0	0/0	0	25.0	18	11	11	8	39	5	0	0	.196	2	0	0	0	0		
95 Devin Futrell	4.67	2-0	5	5	1	1/0	0	27.0	27	14	14	3	20	7	0	4	.265	0	3	0	1	3		

17 Ryan Ginther	0.90	1-0	7	0	0	0/0	3	10.0	8	1	1	4	9	1	0	0	.242	0	0	0	0	1		
90 Miller Green	1.12	0-1	6	0	0	0/0	1	8.0	5	3	1	5	10	0	0	0	.185	0	1	0	1	0		
34 Brennan Seiber	1.93	1-0	8	0	0	0/0	3	14.0	5	3	3	4	10	0	0	1	.106	1	1	0	0	0		
22 JD Thompson	2.49	3-0	5	4	0	0/0	0	21.2	17	9	6	3	28	4	0	2	.213	0	3	0	1	1		
80 Andrew Dutkanych IV	3.38	0-0	5	1	0	0/0	0	10.2	7	4	4	6	14	3	0	1	.189	2	1	0	1	1		
77 Alex Kranzler	3.86	0-1	7	0	0	0/0	0	9.1	7	8	4	3	8	0	0	3	.184	0	1	0	0	0		
89 Ethan McElvain	4.15	0-1	7	2	0	0/0	0	13.0	11	6	6	8	16	4	0	1	.244	1	2	0	0	2		
38 David Horn Jr.	4.50	0-0	2	0	0	0/0	0	2.0	1	1	1	1	4	0	0	1	.143	0	1	0	0	0		
98 Greysen Carter	6.23	2-0	5	1	0	0/0	1	13.0	12	9	9	12	13	2	0	0	.245	2	1	0	0	0		
36 Levi Huesman	7.71	1-0	2	0	0	0/0	0	2.1	4	2	2	2	2	1	0	0	.400	0	0	0	0	1		
40 Sam Hliboki	9.95	1-0	5	0	0	0/0	0	6.1	14	8	7	0	7	3	0	0	.452	0	1	0	1	0		
88 Sawyer Hawks	10.50	2-0	5	0	0	0/0	0	6.0	7	7	7	7	9	2	0	1	.304	1	0	0	0	0		
Totals	3.85	19-3	22	22	1	1/0	8	194.0	162	96	83	78	225	39	0	16	.226	11	15	0	5	9		
Opponents	8.80	3-19	22	22	0	0/0	1	178.0	245	192	174	108	166	54	8	25	.326	39	31	1	9	8		

PB - Team (2), Espinal 2, Opp (6). Pickoffs - Team (4), McElvain 3, Hawks 1, Opp (2). SBA/ATT - Espinal (6-7), Hawks (2-2), Carter (1-2), Futrell (1-2), Dutkanych (1-1), Green (1-1), Cunningham (1-1), Bulger (1-1), McElvain (0-1).



2024 Vanderbilt Baseball
Conference statistics for Vanderbilt (as of Mar 20, 2024)
(SEC games only Sorted by Batting avg)



Record: 3-0 Home: 3-0 Away: 0-0 SEC: 3-0

Player	avg	gp-gs	ab	r	h	2b	3b	hr	rbi	tb	slg%	bb	hp	so	gdp	ob%	sf	sh	sb-att	po	a	e	fld%	
45 Alan Espinal	.615	3-3	13	3	8	2	0	0	4	10	.769	3	0	2	0	.688	0	0	0-0	23	1	0	1.000	
3 Jayden Davis	.571	3-3	14	6	8	1	1	0	5	11	.786	2	0	1	1	.625	0	0	0-0	2	8	0	1.000	
13 Jonathan Vastine	.538	3-3	13	4	7	2	1	1	7	14	1.077	0	1	4	0	.571	0	0	2-2	3	6	0	1.000	
42 RJ Austin	.462	3-3	13	5	6	0	0	1	6	9	.692	2	2	0	0	.588	0	0	2-2	21	3	1	.960	
21 Calvin Hewett	.455	3-3	11	5	5	0	0	0	2	5	.455	2	1	1	0	.571	0	0	1-1	14	0	0	1.000	
11 Davis Diaz	.357	3-3	14	3	5	1	0	0	3	6	.429	2	1	2	0	.471	0	0	0-0	1	3	0	1.000	
19 Troy LaNeve	.300	3-3	10	3	3	0	0	0	1	3	.300	4	0	3	0	.500	0	0	0-0	4	0	0	1.000	
1 Matthew Polk	.267	3-3	15	2	4	1	0	0	1	5	.333	0	0	3	0	.267	0	0	0-0	7	0	0	1.000	

28 Camden Kozeal	.250	1-0	4	0	1	1	0	0	1	2	.500	0	0	1	0	.250	0	0	0-0	0	0	0	.000	
16 Jack Bulger	.000	2-1	5	0	0	0	0	0	1	0	.000	0	0	1	0	.000	0	0	0-0	0	0	0	.000	
26 Braden Holcomb	.000	1-1	3	1	0	0	0	0	0	0	.000	1	0	1	0	.250	0	0	0-0	0	0	0	.000	
10 Jacob Humphrey	.000	2-0	2	1	0	0	0	0	0	0	.000	0	0	1	0	.000	0	0	0-0	0	0	0	.000	
44 Colin Barczy	.000	1-1	1	0	0	0	0	0	0	0	.000	1	0	1	0	.500	0	0	0-0	0	0	0	.000	
Totals	.398	3	118	33	47	8	2	2	31	65	.551	17	5	21	1	.493	0	0	5-5	78	24	2	.981	
Opponents	.248	3	101	12	25	5	0	2	10	36	.356	9	0	24	2	.306	1	1	4-4	71	22	4	.959	

LOB - Team (36), Opp (22). DPs turned - Team (2), Opp (1).

(SEC games only Sorted by Earned run avg)

Player	era	w-l	app	gs	cg	sho	sv	ip	h	r	er	bb	so	2b	3b	hr	b/avg	wp	hp	bk	sfa	sha		
17 Ryan Ginther	0.00	0-0	2	0	0	0/0	1	3.0	2	0	0	1	1	0	0	0	.200	0	0	0	0	0		
20 Carter Holton	1.29	1-0	1	1	0	0/0	0	7.0	4	1	1	1	9	2	0	0	.160	1	0	0	0	0		
97 Bryce Cunningham	1.80	1-0	1	1	0	0/0	0	5.0	4	3	1	3	5	1	0	1	.211	1	0	0	0	0		
98 Greysen Carter	3.00	1-0	1	0	0	0/0	0	3.0	3	1	1	0	4	0	0	0	.250	1	0	0	0	0		
95 Devin Futrell	9.00	0-0	1	1	0	0/0	0	5.0	9	5	5	1	2	2	0	1	.409	0	0	0	1	1		

90 Miller Green	0.00	0-0	1	0	0	0/0	0	1.2	2	2	0	2	3	0	0	0	.250	0	0	0	0	0		
34 Brennan Seiber	0.00	0-0	1	0	0	0/0	0	1.0	1	0	0	1	0	0	0	0	.250	0	0	0	0	0		
77 Alex Kranzler	0.00	0-0	1	0	0	0/0	0	0.1	0	0	0	0	0	0	0	0	.000	0	0	0	0	0		
Totals	2.77	3-0	3	3	0	0/0	1	26.0	25	12	8	9	24	5	0	2	.248	3	0	0	1	1		
Opponents	11.41	0-3	3	3	0	0/0	0	23.2	47	33	30	17	21	8	2	2	.398	6	5	0	0	0		

PB - Team (0), Opp (2). SBA/ATT - Espinal (4-4), Carter (1-1), Futrell (1-1), Cunningham (1-1), Green (1-1).



2024 Vanderbilt Baseball
Overall Statistics for Vanderbilt (as of Mar 20, 2024)
(Last 10 Games Sorted by Batting avg)



Record: 10-0 Home: 8-0 Away: 0-0 Neutral: 2-0 SEC: 3-0

Player	avg	gp-gs	ab	r	h	2b	3b	hr	rbi	tb	slg%	bb	hp	so	gdp	ob%	sf	sh	sb-att	po	a	e	fld%	
45 Alan Espinal	.459	9-9	37	12	17	3	0	3	12	29	.784	6	0	8	0	.535	0	0	0-0	64	3	0	1.000	
28 Camden Kozeal	.375	6-5	24	6	9	3	0	1	5	15	.625	4	0	3	1	.464	0	0	0-0	0	0	0	.000	
13 Jonathan Vastine	.371	10-10	35	10	13	4	1	2	11	25	.714	4	1	12	0	.450	0	1	4-4	11	21	2	.941	
42 RJ Austin	.368	9-9	38	10	14	1	0	1	12	18	.474	4	3	4	0	.467	0	1	5-5	71	5	1	.987	
3 Jayden Davis	.359	10-10	39	14	14	1	1	0	9	17	.436	6	2	6	2	.458	1	0	1-1	12	28	2	.952	
19 Troy LaNeve	.357	10-10	28	10	10	2	2	2	15	22	.786	10	4	7	0	.571	0	0	0-0	10	1	0	1.000	
1 Matthew Polk	.333	10-10	42	9	14	2	1	2	7	24	.571	0	2	6	0	.356	1	0	4-4	18	0	1	.947	
11 Davis Diaz	.333	10-10	39	11	13	3	0	1	8	19	.487	8	1	6	1	.458	0	1	2-3	3	12	0	1.000	
21 Calvin Hewett	.273	10-9	33	8	9	0	0	0	6	9	.273	3	3	8	1	.385	0	0	6-6	29	0	0	1.000	

5 Logan Poteet	.250	3-3	12	2	3	0	0	2	4	9	.750	0	0	4	0	.250	0	0	0-0	33	1	0	1.000	
26 Braden Holcomb	.000	3-2	7	1	0	0	0	0	0	0	.000	2	0	1	0	.222	0	0	0-0	7	2	0	1.000	
10 Jacob Humphrey	.000	8-1	6	1	0	0	0	0	0	0	.000	1	0	2	0	.143	0	1	2-2	5	0	0	1.000	
16 Jack Bulger	.000	2-1	5	0	0	0	0	0	1	0	.000	0	0	1	0	.000	0	0	0-0	0	0	0	.000	
44 Colin Barczy	.000	1-1	1	0	0	0	0	0	0	0	.000	1	0	1	0	.500	0	0	0-0	0	0	0	.000	
Totals	.335	10	346	94	116	19	5	14	90	187	.540	49	16	69	5	.438	2	4	24-25	267	90	7	.981	
Opponents	.246	10	334	42	82	15	0	10	38	127	.380	28	10	101	8	.320	3	6	4-5	239	86	12	.964	

LOB - Team (84), Opp (72). DPs turned - Team (8), Opp (7).


(Last 10 Games Sorted by Earned run avg)

Player	era	w-l	app	gs	cg	sho	sv	ip	h	r	er	bb	so	2b	3b	hr	b/avg	wp	hp	bk	sfa	sha		
20 Carter Holton	0.75	2-0	2	2	0	0/0	0	12.0	8	1	1	4	20	2	0	0	.182	1	0	0	0	0		
22 JD Thompson	0.90	1-0	2	2	0	0/0	0	10.0	6	4	1	1	15	1	0	0	.171	0	2	0	1	1		
97 Bryce Cunningham	1.38	2-0	2	2	0	0/0	0	13.0	8	5	2	3	16	3	0	1	.167	1	0	0	0	0		
95 Devin Futrell	6.75	1-0	3	3	1	1/0	0	16.0	21	12	12	2	12	4	0	4	.339	0	2	0	1	3		


17 Ryan Ginther	0.00	0-0	4	0	0	0/0	2	6.0	4	0	0	1	4	0	0	0	.200	0	0	0	0	0		
88 Sawyer Hawks	0.00	2-0	2	0	0	0/0	0	3.0	4	0	0	2	4	1	0	0	.364	0	0	0	0	0		
90 Miller Green	0.00	0-0	2	0	0	0/0	0	2.1	2	2	0	2	4	0	0	0	.200	0	0	0	0	0		
36 Levi Huesman	0.00	0-0	1	0	0	0/0	0	0.2	0	0	0	0	1	0	0	0	.000	0	0	0	0	0		
34 Brennan Seiber	3.60	0-0	4	0	0	0/0	1	5.0	4	2	2	1	3	0	0	1	.211	0	1	0	0	0		
38 David Horn Jr.	4.50	0-0	2	0	0	0/0	0	2.0	1	1	1	1	4	0	0	1	.143	0	1	0	0	0		
77 Alex Kranzler	4.91	0-0	3	0	0	0/0	0	3.2	3	2	2	2	3	0	0	1	.214	0	1	0	0	0		
89 Ethan McElvain	5.40	0-0	2	1	0	0/0	0	5.0	6	3	3	3	5	1	0	1	.333	0	1	0	0	1		
40 Sam Hliboki	5.40	1-0	2	0	0	0/0	0	1.2	4	1	1	0	2	0	0	0	.444	0	1	0	0	0		
80 Andrew Dutkanych IV	7.71	0-0	2	0	0	0/0	0	4.2	5	4	4	3	4	2	0	1	.294	2	1	0	1	1		
98 Greysen Carter	11.25	1-0	2	0	0	0/0	0	4.0	6	5	5	3	4	1	0	0	.333	1	0	0	0	0		
Totals	3.44	10-0	10	10	1	1/0	3	89.0	82	42	34	28	101	15	0	10	.246	5	10	0	3	6		
Opponents	9.83	0-10	10	10	0	0/0	0	79.2	116	94	87	49	69	19	5	14	.335	15	16	1	2	4		

PB - Team (1), Espinal 1, Opp (4). Pickoffs - Team (3), McElvain 2, Hawks 1. SBA/ATT - Espinal (4-4), Futrell (1-2), Carter (1-1), Green (1-1), Cunningham (1-1).


2024 TV ROSTER




1
Matthew Polk
 Jr. • 5-11 • 192 • R/R
 UTL • Long Beach, Calif.



2
RJ Hamilton
 Fr. • 5-10 • 177 • R/R
 UTL • Hoover, Ala.



3
Jayden Davis
 So. • 5-10 • 205
 IF • Cookeville, Tenn.



5
Logan Poteet
 So. • 6-2 • 219 • R/R
 C • Powell, Tenn.



6
Matt Wolfe
 So. • 6-1 • 198 • R/R
 IF • Westerville, Ohio



8
Chris Maldonado
 So. • 6-1 • 194 • R/R
 IF • Short Hills, N.J.



9
Raymond Velazquez
 So. • 6-1 • 212 • R/R
 IF • Lowell, Mass.



10
Jacob Humphrey
 Jr. • 5-10 • 179 • R/R
 UTL • Standish, Maine



11
Davis Diaz
 Jr. • 5-11 • 188 • R/R
 IF • Pittsburg, Calif.




13
Jonathan Vastine
 Jr. • 5-11 • 166 • L/R
 IF • Bartow, Fla.




16
Jack Bulger
 Sr. • 6-0 • 222 • R/R
 C • Bowie, Md.




17
Ryan Ginther
 Jr. • 5-11 • 207 • R/L
 LHP • Hendersonville, Tenn.




18
JD Rogers
 Jr. • 5-10 • 208 • L/L
 OF • Carmel, Ind.




19
Troy LaNeve
 Gr. • 6-0 • 205 • L/R
 OF • Pittsburgh, Pa.




20
Carter Holton
 Jr. • 5-11 • 191 • L/L
 LHP • Guyton, Ga.




21
Calvin Hewett
 Sr. • 6-3 • 218 • R/L
 OF • Greenland, N.H.




22
JD Thompson
 So. • 6-0 • 203 • R/L
 LHP • Rusk, Texas




23
Devan Kodali
 So. • 6-2 • 196 • R/L
 OF • New York, N.Y.




25
Matt Ossenfort
 Fr. • 6-3 • 218 • L/L
 IF • Sioux Falls, S.D.




26
Braden Holcomb
 Fr. • 6-4 • 257 • R/R
 IF • Coceoe, Fla.




27
Kaito Muto
 Fr. • 5-7 • 170 • S/R
 UTL • Bowling Green, Ky.




28
Camden Kozeal
 Fr. • 5-10 • 207 • L/R
 IF • Omaha, Neb.




30
Ethan Robinson
 Fr. • 6-5 • 208 • R/R
 RHP • Murfreesboro, Tenn.




31
Duke Ekstrom
 Fr. • 6-2 • 195 • R/R
 RHP • San Diego, Calif.




32
Cooper Holbrook
 So. • 6-3 • 211 • R/R
 OF • Mt. Pleasant, S.C.



33
Luke Guth
 Fr. • 6-1 • 185 • R/R
 RHP • Franklin, Pa.




34
Brennan Seiber
 Fr. • 6-5 • 228 • R/R
 RHP • Newport Beach, Calif.




35
Nik Copenhaver
 Fr. • 6-4 • 210 • R/R
 RHP • Hamilton, Ohio




36
Levi Huesman
 So. • 6-0 • 192 • R/L
 LHP • Hanover, Va.




37
Jakob Schulz
 Fr. • 6-2 • 216 • R/L
 LHP • Houston, Texas




38
David Horn Jr.
 So. • 6-4 • 224 • R/R
 RHP • Mission Viejo, Calif.




40
Sam Hliboki
 Gr. • 6-3 • 207 • R/R
 RHP • Los Angeles, Calif.




42
RJ Austin
 So. • 5-11 • 193 • R/R
 UTL • Atlanta, Ga.




44
Colin Barczy
 Fr. • 6-3 • 217 • R/R
 C • Naperville, Ill.



45
Alan Espinal
 Sr. • 6-0 • 214 • R/R
 C • Viera, Fla.




55
Colton Regen
 So. • 6-4 • 188 • R/R
 RHP • Lebanon, Tenn.



66
Deegan Cordova
 Fr. • 6-2 • 196 • R/R
 RHP • Lake Havasu City, Ariz.




77
Alex Kranzler
 Fr. • 6-3 • 224 • R/R
 RHP • Norwood, N.J.




80
Andrew Dutkanych IV
 So. • 6-3 • 230 • R/R
 RHP • Indianapolis, Ind.



88
Sawyer Hawks
 Jr. • 6-4 • 223 • R/R
 RHP • Lakeland, Fla.




89
Ethan McElvain
 Fr. • 6-4 • 241 • S/L
 LHP • Thompson's Station, Tenn.



90
Miller Green
 Fr. • 6-5 • 232 • L/L
 LHP • Nashville, Tenn.




95
Devin Futrell
 Jr. • 6-5 • 218 • L/L
 LHP • Pembroke Pines, Fla.



96
Nate Teague
 Fr. • 6-7 • 232 • R/R
 RHP • Snow Camp, N.C.



97
Bryce Cunningham
 Jr. • 6-5 • 230 • R/R
 RHP • Headland, Ala.




98
Greysen Carter
 Jr. • 6-4 • 237 • S/R
 RHP • Louisville, Colo.



4
Tim Corbin
 Head Coach
 22nd Season



26
Scott Brown
 Associate Head Coach
 12th Season



24
Mike Baxter
 Assistant Coach
 7th Season



49
Tyler Shewmaker
 Assistant Coach
 3rd Season

2024 SEASON HIGHS AND LOWS

TEAM BATTING

Most runs, game _____ 20 (7 inn.) vs. Indiana State (Feb. 27)
 Most runs, inning _____ 7, 6th inn. vs. Indiana State (Feb. 27)
 Most hits, game _____ 17, 3x, last vs. Auburn (March 17)
 Most hits, inning _____ 6, 1st inn. vs. Indiana (March 12)
 Fewest hits, game _____ 3, vs. Florida Atlantic (Feb. 17)
 Most doubles, game _____ 7 vs. Gonzaga (Feb. 25)
 Most triples, game _____ 1, 8x, last vs. Auburn (March 16)
 Most home runs, game _____ 3, 5x, last vs. Illinois State (March 8)
 Most home runs, inning _____ 2, 2x, last 5th inn. vs. Texas (March 3)
 Most extra-base hits _____ 8, vs. Illinois State (March 8)
 Most total bases _____ 30, 2x, last vs. Illinois State (March 8)
 Most stolen bases, game _____ 6, 2x, last vs. Eastern Michigan (March 5)
 Most walks, game _____ 9, vs. Eastern Michigan (March 5)
 Most strikeouts, game _____ 14, vs. Dayton (Feb. 20)
 Most hit by pitch, game _____ 4, vs. Florida Atlantic (Feb. 18)
 Most left on base _____ 14, 2x, last vs. Auburn (March 17)

INDIVIDUAL BATTING

Most hits _____ 4, 6x, last Jonathan Vastine vs. Auburn (March 17)
 Most runs _____ 3, 13x, last Austin/Vastine vs. Auburn (March 16)
 Most doubles _____ 2, 2x, last Troy LaNeve vs. Gonzaga (Feb. 25)
 Most triples _____ 1, 6x, last Troy LaNeve vs. Illinois State (March 8)
 Most home runs _____ 1, 25x, last Logan Poteet vs. Belmont (March 19)
 Most total bases _____ 9, Troy LaNeve vs. Illinois State (March 8)
 Most RBIs _____ 6, Troy LaNeve vs. Illinois State (March 8)
 Most stolen bases _____ 3, 3x, last Calvin Hewett vs. Illinois State (March 8)
 Most walks _____ 4, Jonathan Vastine vs. Eastern Michigan (March 5)
 Most strikeouts _____ 4, Jacob Humphrey vs. Louisiana (March 1)
 Longest hitting streak _____ 11, Alan Espinal (Feb. 16-March 1)

TEAM PITCHING

Most walks _____ 9, vs. Florida Atlantic (Feb. 16)
 Fewest walks _____ 0, 5x, last vs. Illinois State (March 10)
 Most runs allowed, game _____ 11, 2x, last vs. Texas (March 3)
 Most runs allowed, inning _____ 8, 7th inn. vs. Gonzaga (Feb. 25)
 Most hits allowed, game _____ 15, vs. Texas (March 3)
 Most hits allowed, inning _____ 5, 7th inn. vs. Gonzaga (Feb. 25)
 Fewest hits allowed, game _____ 3, 2x, last vs. Evansville (Feb. 28)
 Most home runs allowed, game _____ 4, vs. Texas (March 3)
 Most consecutive scoreless inn. _____ 16, vs. Texas/Eastern Michigan (March 3-5)

INDIVIDUAL PITCHING

Most innings pitched, starter _____ 9.0, Devin Futrell vs. Illinois State (March 10)
 Most innings pitched, reliever _____ 3.0, 8x, last Greysen Carter vs. Auburn (March 17)
 Most strikeouts, starter _____ 11, 2x, last Bryce Cunningham vs. Illinois St. (March 9)
 Most strikeouts, reliever _____ 6, Ethan McElvain vs. Gonzaga (Feb. 24)
 Most walks allowed _____ 7, Greysen Carter vs. Florida Atlantic (Feb. 16)
 Most runs allowed _____ 7, Devin Futrell vs. Texas (March 3)
 Most earned runs allowed _____ 7, Devin Futrell vs. Texas (March 3)
 Most hits allowed _____ 9, Devin Futrell vs. Auburn (March 17)
 Fewest hits allowed, CG _____ 5, Devin Futrell vs. Illinois State (March 10)
 Most home runs allowed _____ 3, Devin Futrell vs. Texas (March 3)
 Most pitches thrown _____ 118, Bryce Cunningham vs. Illinois State (March 9)

MISCELLANEOUS TEAM

Longest winning streak _____ 14 games, (Feb. 27-active)
 Longest losing streak _____ 1 game, 3x
 Most games over .500 _____ 16, 19-3 (Active)
 Most games under .500 _____ N/A
 Longest game, innings _____ 9 inn., 13x
 Longest game, time _____ 3:30, vs. Texas (March 3)
 Shortest game, time _____ 2:14, 2x, last vs. Illinois State (March 10)
 Largest crowd, Hawkins Field _____ 3,802, 3x, last vs. Auburn (March 17)
 Smallest crowd, Hawkins Field _____ 3,159, vs. Eastern Michigan (March 5)
 Largest crowd, road _____ 24,927*, vs. Louisiana (March 1)
 Smallest crowd, road _____ 2,116, vs. Belmont (March 19)
 Largest winning margin _____ 16, 20-4 vs. Indiana State (Feb. 27)
 Largest losing margin _____ 3, 8-5 vs. Dayton (Feb. 20)
 Largest deficit overcome to win _____ 8, 14-11 vs. Texas (March 3)
 Largest lead relinquished to lose _____ 6, 9-8 vs. Gonzaga (Feb. 25)
 Most double plays turned _____ 2, 6x, last vs. Auburn (March 16)
 Most double plays turned by opponent _____ 2, 3x, last vs. Indiana (March 12)
 Most errors _____ 2, 4x, last vs. Belmont (March 19)
 Most errors by an opponent _____ 2, 8x, last vs. Auburn (March 17)
 Most stolen bases by an opponent _____ 2, 2x, last vs. Auburn (March 17)
 * - Attendance numbers at Minute Maid Park included all three games each day

2024 HOME RUN NOTES

HOMERS AT THE HAWK: 19
HOMERS ON THE ROAD: 6

SOLO HOMERS: 12
2-RUN HOMERS: 9

3-RUN HOMERS: 3
GRAND SLAMS: 0

2-HOME RUN GAMES BY VANDERBILT (0 in 2024)

Last: Davis Diaz, 3/25/23 at Mississippi State

3-HOME RUN GAMES BY VANDERBILT (0 IN 2024)

Last: Connor Kaiser, 6/3/18 at Clemson

PINCH-HIT HOME RUNS BY VANDERBILT (1 IN 2024)

Last: Braden Holcomb, 2/23/24 vs. Gonzaga

GRAND SLAMS BY VANDERBILT (0 IN 2024)

Last: Parker Noland, 3/24/23 at Mississippi State

FIRST-INNING LEADOFF HOME RUNS BY VANDERBILT (3 in 2024)

Last: RJ Austin, 3/17/24 vs. Auburn

WALK-OFF HOME RUNS (0 IN 2024)

Last: JJ Bleday, 6/9/18 vs. Mississippi State, 11th inning

INSIDE-THE-PARK HOME RUNS BY VANDERBILT (0 IN 2024)

Last: Will Toffey, 3/22/17 vs. Belmont

BACK-TO-BACK HOME RUNS BY VANDERBILT (0 IN 2024)

Last: T.J. McKenzie and Enrique Bradfield Jr., 5/19/23 vs. Arkansas

THE LAST TIME VANDERBILT ...

Won 5 or more consecutive games _____ 14 games (Feb. 27-March 19, 2024)
 Won 7 or more consecutive games _____ 14 games (Feb. 27-March 12, 2024)
 Won 10 or more consecutive games _____ 14 games (Feb. 27-March 12, 2024)
 Won 13 or more consecutive games _____ 14 games (Feb. 27-March 19, 2024)
 Won 14 or more consecutive games _____ 14 games (Feb. 27-March 19, 2024)
 Won 15 or more consecutive games _____ 15 games (March 14-April 6, 2023)

Won 5 or more consecutive home games _____ 10 games (Feb. 27-March 19, 2024)
 Won 8 or more consecutive home games _____ 10 games (Feb. 27-March 19, 2024)
 Won 10 or more consecutive home games _____ 12 games (Feb. 23-March 20, 2022)
 Won 20 or more consecutive home games _____ Never Happened

Won 5 or more consecutive road games _____ 5 games (March 5, 2023-April 6, 2023)
 Won 7 or more consecutive road games _____ 7 games (March 25, 2021-April 16, 2021)
 Won 10 or more consecutive road games _____ 11 games (April 9-May 17, 2019)
 Won 12 or more consecutive road games _____ 13 games (April 20, 2013-March 18, 2014)

Won 5 or more consecutive conference games _____ 10 games (March 16, 2023-April 6, 2023)
 Won 6 or more consecutive conference games _____ 10 games (March 16, 2023-April 6, 2023)
 Won 9 or more consecutive conference games _____ 10 games (March 16, 2023-April 6, 2023)
 Won 11 or more consecutive conference games _____ 11 games (April 20-May 16, 2013)

Won 5 or more consecutive conference home games _____ 6 games (March 16, 2023-April 2, 2023)
 Won 8 or more consecutive conference home games _____ 9 games (May 17, 2018-March 30, 2019)
 Won 9 or more consecutive conference home games _____ 12 games (March 23-May 16, 2013)

Won 5 or more consecutive conference road games _____ 16 games (April 19, 2019-April 16, 2021)
 Won 7 or more consecutive conference road games _____ 16 games (April 19, 2019-April 16, 2021)
 Won 9 or more consecutive conference road games _____ 16 games (April 19, 2019-April 16, 2021)

Won 5 or more consecutive midweek games _____ 8 games (Feb. 22, 2023-April 11, 2023)
 Won 10 or more consecutive midweek games _____ 25 games (March 5, 2019-April 20, 2021)
 Won 15 or more consecutive midweek games _____ 25 games (March 5, 2019-April 20, 2021)
 Won 17 or more consecutive midweek games _____ 25 games (March 5, 2019-April 20, 2021)

Won 5 or more consecutive midweek home games _____ 5 games (Feb. 21-March 12, 2024)
 Won 13 or more consecutive midweek home games _____ 28 games (March 5, 2019-April 19, 2022)
 Won 14 or more consecutive midweek home games _____ 28 games (March 5, 2019-April 19, 2022)

Lost 5 or more consecutive games _____ 6 games (April 29-May 8, 2018)
 Lost 7 or more consecutive games _____ 7 games (March 28-April 6, 1997)
 Lost 8 or more consecutive games _____ 12 games (March 25-April 10, 1994)

Lost 4 or more consecutive home games _____ 4 games (Feb. 24-29, 2012)
 Lost 5 or more consecutive home games _____ 6 games (April 30-May 22, 2005)
 Lost 6 or more consecutive home games _____ 6 games (April 30-May 22, 2005)
 Lost 7 or more consecutive home games _____ 9 games (1965-1966)

Lost 5 or more consecutive road games _____ 6 games (March 30-April 20, 2018)
 Lost 6 or more consecutive road games _____ 6 games (March 30-April 20, 2018)
 Lost 7 or more consecutive road games _____ 8 games (Feb. 17-April 6, 2012)
 Lost 8 or more consecutive road games _____ 8 games (Feb. 17-April 6, 2012)
 Lost 9 or more consecutive road games _____ 9 games (March 25-April 26, 1994)
 Lost 10 or more consecutive road games _____ 11 games (April 18, 1978-March 5, 1979)

Lost 5 or more consecutive conference games _____ 6 games (March 25-April 8, 2022)
 Lost 6 or more consecutive conference games _____ 6 games (March 25-April 8, 2022)
 Lost 7 or more consecutive conference games _____ 7 games (May 10, 2008-March 15, 2009)
 Lost 8 or more consecutive conference games _____ 11 games (April 5-27, 2002)
 Lost 9 or more consecutive conference games _____ 11 games (April 5-27, 2002)
 Lost 10 or more consecutive conference games _____ 11 games (April 5-27, 2002)

Lost 5 or more consecutive conference home games _____ 5 games (April 12-27, 2002)
 Lost 6 or more consecutive conference home games _____ 9 games (April 14-May 14, 2000)
 Lost 7 or more consecutive conference home games _____ 9 games (April 14-May 14, 2000)
 Lost 8 or more consecutive conference home games _____ 9 games (April 14-May 14, 2000)

Lost 5 or more consecutive conference road games _____ 5 games (March 30-April 20, 2018)
 Lost 6 or more consecutive conference road games _____ 10 games (April 5-May 17, 2002)
 Lost 7 or more consecutive conference road games _____ 10 games (April 5-May 17, 2002)
 Lost 8 or more consecutive conference road games _____ 10 games (April 5-May 17, 2002)

Shutout an opponent _____ vs. Illinois State, 4-0 (March 10, 2024)
 Shutout an opponent on Opening Day _____ vs. #7 Oklahoma State, 3-0 (Feb. 18, 2022)
 Shutout an opponent at home _____ vs. Illinois State, 4-0 (March 10, 2024)
 Shutout an SEC opponent at home _____ vs. Georgia, 4-0, (March 31-April 2, 2023)
 Shutout an opponent on the road _____ at Missouri, 5-0, (April 8, 2023)
 Shutout an SEC opponent on the road _____ at Missouri, 5-0, (April 8, 2023)
 Shutout an opponent on a neutral field _____ vs. Duke, 3-0 @ Nashville Super Regional (June 8, 2019)
 Shutout a midweek opponent at home _____ vs. Tennessee Tech, 7-0 (April 19, 2022)
 Shutout a midweek opponent on the road _____ at Middle Tennessee, 1-0 (April 12, 2011)
 Shutout back-to-back opponents _____ vs. Tennessee Tech, 7-0; at Kentucky, 10-0 (April 19-22, 2022)
 Shutout three consecutive opponents _____ vs. South Alabama, 3-0 + 4-0; vs. Illinois-Chicago, 9-0 (Feb. 18-21, 2020)

Was shutout _____ at #7 Florida, 10-0 (7 inn.) (May 12, 2023)
 Was shutout in back-to-back games _____ Kentucky, 14-0 & 4-0 (April 23, 1976)

Was shutout on Opening Day _____ vs. San Diego, 10-0 (Feb. 17, 2006)
 Was shutout at home _____ vs. #17 UCLA, 3-0 (Feb. 25, 2023)
 Was shutout at home by an SEC opponent _____ #1 Tennessee, 5-0 (April 3, 2022)

Was shutout on the road _____ at #7 Florida, 10-0 (7 inn.) (May 12, 2023)
 Was shutout on the road by an SEC opponent _____ at #7 Florida, 10-0 (7 inn.) (May 12, 2023)
 Was shutout on a neutral field _____ vs. Mississippi State, 9-0, at College World Series (June 30, 2021)
 Was shutout against a midweek opponent at home _____ vs. #10 Louisville, 1-0 (May 3, 2022)
 Was shutout against a midweek opponent on the road _____ at North Florida, 2-0 (March 5, 1991)
 Was shutout against a non-conference opponent on a neutral site _____ vs. NC State, 1-0, at CWS (June 21, 2021)

Run-ruled an opponent _____ vs. #18 Auburn, 11-1 (8 inn.) (March 15, 2024)
 Run-ruled an opponent at home _____ vs. #18 Auburn, 11-1 (8 inn.) (March 15, 2024)
 Run-ruled an opponent this season _____ 3x, last vs. #18 Auburn, 11-1 (8 inn.) (March 15, 2024)

Was run-ruled _____ at #7 Florida, 10-0 (7 inn.) (May 12, 2023)

Played in 14 or more innings _____ 14 innings, vs. Illinois-Chicago (W, 6-5) (Feb. 27, 2016)
 Played in 15 or more innings _____ 16 innings, vs. Ole Miss (L, 6-5) (April 10, 2015)
 Played in 16 or more innings _____ 16 innings, vs. Ole Miss (L, 6-5) (April 10, 2015)
 Played in 17 or more innings _____ 2x, last 17 innings, vs. Evansville (W, 2-1) (March 8, 2023)
 _____ Previous: 17 innings, vs. Louisville (W, 11-10) (May 11, 2010)

Won both games of a doubleheader _____ vs. Wagner: 12-1, 13-1 (March 5, 2022)
 Shutout opponent in both games of a doubleheader _____ vs. Georgia: 3-0, 6-0 (April 27, 1976)
 Lost both games of a doubleheader _____ at Tennessee: 4-2 (11), 4-3 (April 25, 2010)

Swept a 3-game series at home _____ vs. #18 Auburn (March 15-17, 2024)
 Swept a 3-game series at home vs. non-conference opponent _____ vs. Illinois State (March 8-10, 2024)
 Swept a 3-game series on the road _____ at Mississippi State (March 24-27, 2023)
 Swept a 3-game SEC series at home _____ vs. #18 Auburn (March 15-17, 2024)
 Swept a 3-game SEC series on the road _____ at Mississippi State (March 24-27, 2023)
 Swept a midweek series at home _____ 2 games, vs. South Alabama (Feb. 18-19, 2020)
 Swept a midweek series on the road _____ 2 games, at Ohio (May 17-18, 2005)
 Swept a four-game series _____ at Hawaii (March 4-6, 2022)

Was swept in a 3-game series at home _____ vs. #1 Tennessee (April 1-3, 2022)
 Was swept in a 3-game series at home vs. non-conference opponent _____ vs. Oregon (Feb. 24-26, 2012)
 Was swept in a 3-game series on the road _____ at #7 Florida (May 12-14, 2023)
 Was swept in a 3-game SEC series at home _____ vs. #1 Tennessee (April 1-3, 2022)
 Was swept in a 3-game SEC series on the road _____ at #7 Florida (May 12-14, 2023)

Swept 3 or more SEC series in a season _____ 4, 2023 (vs. Ole Miss, at Miss. St., vs. Georgia, vs. UK)
 Swept 5 or more SEC series in a season _____ 5, 2019 (vs. UF, at ALA, vs. AUB, at USC, at UK)
 Swept 6 or more SEC series in a season _____ 6, 2013 (at AUB, vs. UT, at OM, vs. MIZ, vs. MSU, vs. UK)
 Was swept in 3 or more SEC series in a season _____ 3, 2009 (vs. ALA, at USC, vs. UT)
 Was swept in 4 or more SEC series in a season _____ 4, 2002 (vs. UGA, at OM, at UF, at AUB)

Swept Alabama in a 3-game series at home _____ April 9-11, 2011
 Swept Alabama in a 3-game series on the road _____ April 19-21, 2019
 Was swept by Alabama in a 3-game series at home _____ April 17-19, 2009
 Was swept by Alabama in a 3-game series on the road _____ April 22-23, 2006

Swept Florida in a 3-game series at home _____ March 21-23, 2019
 Swept Florida in a 3-game series on the road _____ Never Happened
 Was swept by Florida in a 3-game series at home _____ May 20-22, 2005
 Was swept by Florida in a 3-game series on the road _____ May 12-14, 2023

Swept Georgia in a 3-game series at home _____ March 31-April 2, 2023
 Swept Georgia in a 3-game series on the road _____ April 3-5, 2015
 Was swept by Georgia in a 3-game series at home _____ March 31-April 2, 2023
 Was swept by Georgia in a 3-game series on the road _____ May 2-4, 2003

Swept Kentucky in a 3-game series at home _____ April 28-April 30, 2023
 Swept Kentucky in a 3-game series on the road _____ May 16-18, 2019
 Was swept by Kentucky in a 3-game series at home _____ May 12-14, 2000
 Was swept by Kentucky in a 3-game series on the road _____ April 9-10, 1988

Swept LSU in a 3-game series at home _____ April 22-24, 2011
 Swept LSU in a 3-game series on the road _____ April 1-3, 2021
 Was swept by LSU in a 3-game series at home _____ Never Happened
 Was swept by LSU in a 3-game series on the road _____ March 7-9, 1997

Swept Mississippi State in a 3-game series at home _____ April 26-28, 2013
 Swept Mississippi State in a 3-game series on the road _____ March 24-27, 2023
 Was swept by Mississippi State in a 3-game series at home _____ April 20-21, 1991
 Was swept by Mississippi State in a 3-game series on the road _____ March 11-12, 2000

Swept Missouri in a 3-game series at home _____ March 18-20, 2022
 Swept Missouri in a 3-game series on the road _____ March 25-27, 2021
 Was swept by Missouri in a 3-game series at home _____ Never Happened
 Was swept by Missouri in a 3-game series on the road _____ Never Happened

Swept Ole Miss in a 3-game series at home _____ March 16-19, 2023
 Swept Ole Miss in a 3-game series on the road _____ April 5-7, 2013
 Was swept by Ole Miss in a 3-game series at home _____ 1967
 Was swept by Ole Miss in a 3-game series on the road _____ April 5-6, 2008

Swept South Carolina in a 3-game series at home _____ Never Happened
 Swept South Carolina in a 3-game series on the road _____ May 3-5, 2019
 Was swept by South Carolina in a 3-game series at home _____ April 12-14, 2002
 Was swept by South Carolina in a 3-game series on the road _____ May 1-3, 2009

Swept Tennessee in a 3-game series at home _____ March 29-31, 2013
 Swept Tennessee in a 3-game series on the road _____ May 2-4, 2008
 Was swept by Tennessee in a 3-game series at home _____ April 1-3, 2022
 Was swept by Tennessee in a 3-game series on the road _____ April 21-23, 2023

THE LAST TIME VANDERBILT ...

Defeated a Top 25 ranked team _____ vs. #18 Auburn, 9-6 (March 17, 2024)
 Defeated a Top 25 ranked team at home _____ vs. #18 Auburn, 9-6 (March 17, 2024)
 Defeated a Top 25 ranked team on the road _____ at #4 Arkansas, 5-0, 7 inn. (May 15, 2022)
 Defeated a Top 25 ranked team at a neutral site _____ vs. #15 Texas, 14-11 (March 3, 2024)
 Defeated a Top 25 ranked non-conference team _____ vs. #15 Texas, 14-11 (March 3, 2024)
 Defeated a Top 25 ranked non-conference team at home _____ vs. #17 UCLA, 2-1 (Feb. 26, 2023)
 Defeated a Top 25 ranked non-conference team on the road _____ at #13 Oklahoma State - Game 2, 18-4 (March 13, 2021)

Defeated a Top 20 ranked team _____ vs. #18 Auburn, 9-6 (March 17, 2024)
 Defeated a Top 20 ranked team at home _____ vs. #18 Auburn, 9-6 (March 17, 2024)
 Defeated a Top 20 ranked team on the road _____ at #4 Arkansas, 5-0, 7 inn. (May 15, 2022)
 Defeated a Top 20 ranked team at a neutral site _____ vs. #15 Texas, 14-11 (March 3, 2024)

Defeated a Top 15 ranked team _____ vs. #15 Texas, 14-11 (March 3, 2024)
 Defeated a Top 15 ranked team at home _____ vs. #2 Arkansas, 7-6 (May 20, 2023)
 Defeated a Top 15 ranked team on the road _____ at #4 Arkansas, 5-0, 7 inn. (May 15, 2022)
 Defeated a Top 15 ranked team at a neutral site _____ vs. #15 Texas, 14-11 (March 3, 2024)

Defeated a Top 10 ranked team _____ vs. #2 Florida [SEC Tournament], 11-6 (May 27, 2023)
 Defeated a Top 10 ranked team at home _____ vs. #2 Arkansas, 7-6 (May 20, 2023)
 Defeated a Top 10 ranked team on the road _____ at #4 Arkansas, 5-0, 7 inn. (May 15, 2022)
 Defeated a Top 10 ranked team at a neutral site _____ vs. #2 Florida [SEC Tournament], 11-6 (May 27, 2023)

Defeated a Top 5 ranked team _____ vs. #2 Florida [SEC Tournament], 11-6 (May 27, 2023)
 Defeated a Top 5 ranked team at home _____ vs. #2 Arkansas, 7-6 (May 20, 2023)
 Defeated a Top 5 ranked team on the road _____ at #4 Arkansas, 5-0, 7 inn. (May 15, 2022)
 Defeated a Top 5 ranked team at a neutral site _____ vs. #2 Florida [SEC Tournament], 11-6 (May 27, 2023)

Defeated a #1 ranked team _____ vs. #1 Texas A&M, 6-5 (May 25, 2016)
 Defeated a #1 ranked team at home _____ vs. #1 Kentucky, 4-3 (April 28, 2012)
 Defeated a #1 ranked team on the road _____ at #1 Florida, 5-0 (May 14, 2016)
 Defeated a #1 ranked team at a neutral site _____ vs. #1 Texas A&M, 6-5 (May 25, 2016)

Won a series against a Top 25 ranked team _____ vs. #18 Auburn, 11-1, 13-5, 9-6 (March 15-17, 2024)
 Won a series against a Top 10 ranked team _____ vs. #2 Arkansas, 2-8, 10-8, 7-6 (May 18-20, 2023)
 Won a series against a Top 25 ranked team at home _____ vs. #18 Auburn, 11-1, 13-5, 9-6 (March 15-17, 2024)
 Won a series against a Top 10 ranked team at home _____ vs. #2 Arkansas, 2-8, 10-8, 7-6 (May 18-20, 2023)
 Won a series against a Top 25 ranked team on the road _____ at #4 Arkansas, 9-6, 6-11, 5-0 (May 13-15, 2022)
 Won a series against a Top 10 ranked team on the road _____ at #4 Arkansas, 9-6, 6-11, 5-0 (May 13-15, 2022)
 Swept a series against a Top 25 ranked team _____ vs. #18 Auburn, 11-1, 13-5, 9-6 (March 15-17, 2024)
 Swept a series against a Top 10 ranked team _____ 2 games, at #1 Arkansas, 9-0, 13-6 (April 10-11, 2009)
 Swept a series against a Top 10 ranked team _____ 3 games, vs. #3 Ole Miss, 12-2, 8-0, 7-2 (March 16-18, 2023)
 Played to a tie _____ vs. Alabama, 3-3 - 8 inn. (May 20, 2017)

Hit back-to-back home runs _____ T.J. McKenzie (solo), Enrique Bradfield Jr. (solo) - 3rd inn. vs. Arkansas (May 19, 2023)
 Hit back-to-back HR twice in a game _____ Spencer Jones (solo), Dominic Keegan (solo) - 3rd inn.; _____ Tate Kolwyck (solo), Carter Young (solo) - 7th inn. vs. Missouri (March 20, 2022)
 Had multiple players hit 2-or-more home runs _____ Stephen Scott (2), Philip Clarke (2), Connor Kaiser (3) at Clemson (June 3, 2018)

Hit 2 or more home runs in an inning _____ 2, 5th inning vs. Texas (March 3, 2024)
 Hit 3 or more home runs in an inning _____ 3, 4th inning, vs. Georgia State (May 2, 2023)
 Hit 5 or more home runs in a game _____ 5, vs. Duke (June 9, 2019)
 Hit 6 or more home runs in a game _____ 9, vs. #8 Clemson @ NCAA Clemson Regional (June 3, 2018)
 Hit 8 or more home runs in a game _____ 9, vs. #8 Clemson @ NCAA Clemson Regional (June 3, 2018)
 Hit multiple grand slams in a single game _____ 2, Noland Parker at Mississippi State (March 24, 2023)
 Hit multiple grand slams in a season _____ 3 (A. Espinal, P. Noland, P. Noland) (2023)
 Hit 3 or more grand slams in a season _____ 3 (A. Espinal, P. Noland, P. Noland) (2023)
 Hit 4 or more grand slams in a season _____ 4 (D. Keegan, T. Kolwyck, C. Young, I. Thomas) (2021)

Homered in 3 or more consecutive innings _____ 3, vs. New Mexico State, 6th-7th-8th [NCAA Regional] (June 4, 2022)
 Homered in 4 or more consecutive innings _____ 4, vs. Clemson, 5th-6th-7th-8th (June 3, 2018)
 Homered in 5 or more consecutive games _____ 13 games (March 1-22, 2022)
 Homered in 8 or more consecutive games _____ 13 games (March 1-22, 2022)
 Homered in 9 or more consecutive games _____ 13 games (March 1-22, 2022)
 Homered in 10 or more consecutive games _____ 13 games (March 1-22, 2022)

Scored 10 or more runs in 3 consecutive games _____ 3 games (March 12-16, 2024)
 Scored 10 or more runs in 4 consecutive games _____ 4 games (March 24, 2023-March 28, 2023)
 Scored 10 or more runs in 5 or more consecutive games _____ 6 games (April 22-May 1, 2011)
 Scored 15 or more runs in a game _____ 20, vs. Indiana State (Feb. 27, 2024)
 Scored 20 or more runs in a game _____ 20, vs. Indiana State (Feb. 27, 2024)
 Scored 20 or more runs in consecutive games _____ 21-10 vs. Tennessee Tech; 22-11 at S. Carolina (April 30; May 3, 2019)

Scored 10 or more runs in a loss _____ 12-14, vs. Arkansas (April 14, 2019)
 Scored 15 or more runs in a loss _____ 15-16, 10 inn. - at LSU (May 7, 2010)
 Scored 17 or more runs in a loss _____ 17-22, vs. Michigan State (March 20, 1993)
 Scored 20 or more runs in a loss _____ Never Happened

Scored 10 or more unanswered runs _____ 11, vs. Texas (March 3, 2024)
 Scored 15 or more unanswered runs _____ 17, vs. New Mexico State [NCAA Regional] (June 4, 2022)
 Scored 20 or more unanswered runs _____ 21, vs. Radford @ NCAA Nashville Regional (June 1, 2015)

Scored in 5 consecutive innings _____ 6, (1st-6th) vs. Indiana State (Feb. 27, 2024)
 Scored in 6 consecutive innings _____ 6, (1st-6th) vs. Indiana State (Feb. 27, 2024)
 Scored 5 or more runs in the first inning _____ 6, vs. Indiana (March 12, 2024)
 Scored 6 or more runs in the first inning _____ 6, vs. Indiana (March 12, 2024)
 Scored 7 or more runs in the first inning _____ 7, vs. #11 Mississippi State, 8-2, at CWS (6/28/21)
 Scored 9 or more runs in the first inning _____ 9, vs. Samford (March 12, 2019)

Scored in the first inning in 4 or more consecutive games _____ 4 games (May 24-27, 2023)
 Scored 7 or more runs in an inning _____ 7, (6th inn.) vs. Indiana State, 20-4 (Feb. 27, 2024)
 Scored 10 or more runs in an inning _____ 10, (5th inn.) vs. Belmont, 13-4 (March 22, 2022)
 Scored 14 or more runs in an inning _____ 14 (3rd inn.) vs. Middle Tennessee (May 15, 2018)
 Scored 4 or more runs in three diff. innings _____ 7 (3rd inn.), 7 (6th inn.), 5 (7th inn.) at Mississippi State (March 24, 2023)
 Scored 4 or more runs in three diff. innings in consecutive games _____ 6 (1st inn), 5 (3rd inn) & 4 (4th inn) vs. Tennessee Tech (April 30, 2019) and 7 (4th inn), 9 (6th inn) & 5 (7th inn) at S. Carolina (May 3, 2019)

Scored 10 or more runs in a road game _____ 12, at Louisville (May 9, 2023)
 Scored 15 or more runs in a road game _____ 18, at Mississippi State (March 25, 2023)
 Scored 20 or more runs in a road game _____ 26, at Mississippi State (March 24, 2023)
 Scored 25 or more runs in a road game _____ 26, at Mississippi State (March 24, 2023)

Allowed 10 or more runs in a loss _____ 10, at #7 Florida (May 12, 2023)
 Allowed 10 or more runs in a win _____ 11, vs. Florida Atlantic (Feb. 16, 2024)
 Allowed 15 or more runs in a game _____ 17, at Tennessee (April 22, 2023)
 Allowed 20 or more runs in a game _____ 20, vs. Florida (April 15, 2017)
 Allowed 7 or more runs in an inning _____ 7, 8th inn. vs. Dayton (Feb. 20, 2024)
 Allowed 10 or more runs in an inning _____ 13, 7th inn. vs. Xavier (June 4, 2016)
 Allowed 5 or more runs in the first inning _____ 9, at Tennessee (April 22, 2023)

Overcame a deficit of 4 or more runs in a win _____ 8, vs. #15 Texas (March 3, 2024)
 Overcame a deficit of 5 or more runs in a win _____ 8, vs. #15 Texas (March 3, 2024)
 Overcame a deficit of 6 or more runs in a win _____ 8, vs. #15 Texas (March 3, 2024)
 Overcame a deficit of 7 or more runs in a win _____ 8, vs. #15 Texas (March 3, 2024)
 Overcame a deficit of 8 or more runs in a win _____ 8, vs. #15 Texas (March 3, 2024)
 Overcame a deficit of 9 or more runs in a win _____ 10, vs. Illinois State (March 1, 2015)

Squandered a lead of 5 or more runs in a loss _____ 6, vs. Gonzaga (Feb. 25, 2024)
 Squandered a lead of 6 or more runs in a loss _____ 6, vs. Gonzaga (Feb. 25, 2024)
 Squandered a lead of 7 or more runs in a loss _____ 7, vs. South Carolina (April 27, 2018)

Had 15 or more hits in a game _____ 17, vs. #18 Auburn (March 17, 2024)
 Had 15 or more hits in a win _____ 17, vs. #18 Auburn (March 17, 2024)
 Had 18 or more hits in a game _____ 18, vs. Georgia (April 1, 2023)
 Had 18 or more hits in a win _____ 18, vs. Georgia (April 1, 2023)
 Had 20 or more hits in a win _____ 23, at Auburn (April 9, 2022)
 Had 30 or more hits in a game _____ 30, vs. Alabama (April 17, 1988)
 Had 50 or more hits in an SEC series _____ 54, vs. Missouri (April 12-14, 2013)
 Had 15 or more hits in a loss _____ 17, vs. Florida (April 15, 2017)

Had 10 or more total bases in a game _____ Parker Noland (11) at Mississippi State (March 24, 2023)
 Had 11 or more total bases in a game _____ Connor Kaiser (14) at Clemson (June 3, 2018)

Had at least 15 hits in back-to-back games _____ 17, 17, vs. #18 Auburn (March 16-17, 2024)
 Had at least 10 hits in 5 or more consecutive games _____ 5 games (March 11-18, 2022)
 Had at least 10 hits in 6 or more consecutive games _____ 6 games (Feb. 20-March 1, 2019)
 Had at least 10 hits in 7 or more consecutive games _____ 7 games (Feb. 18-27, 2018)
 Had at least 10 hits in 8 or more consecutive games _____ 8 games (Feb. 27-March 12, 2010)

Had 5 or more doubles in a game _____ 7, vs. Gonzaga (Feb. 25, 2024)
 Had 6 or more doubles in a game _____ 7, vs. Gonzaga (Feb. 25, 2024)
 Had 7 or more doubles in a game _____ 7, vs. Gonzaga (Feb. 25, 2024)
 Allowed 5 or more doubles in a game _____ 5, at #22 Georgia (May 6, 2022)
 Allowed 6 or more doubles in a game _____ 8, vs. Nebraska (March 3, 2023)

Had 2 or more triples in a game _____ 2, vs. Texas (Feb. 19, 2023)
 Had 3 or more triples in a game _____ 4, vs. Radford (May 31, 2015)
 Had 4 or more triples in a game _____ 4, vs. Radford (May 31, 2015)
 Allowed 2 or more triples in a game _____ 2, vs. Duke (June 7, 2019)
 Allowed 3 or more triples in a game _____ 3, vs. Texas A&M (April 11, 2014)

THE LAST TIME VANDERBILT ...

Allowed 3 or more home runs in a game _____ 4, vs. #15 Texas (March 3, 2024)
 Allowed 4 or more home runs in a game _____ 4, vs. #15 Texas (March 3, 2024)
 Allowed 5 or more home runs in a game _____ 5, vs. South Carolina (April 14, 2023)

Did not draw a walk in a game _____ at Auburn (April 10, 2022)
 Walked 10 or more times in a game _____ 10, vs. Lipscomb (March 28, 2023)
 Walked 15 or more times in a game _____ 17, vs. Davidson (March 5, 2019)
 Walked 18 or more times in a game _____ 19, vs. Middle Tennessee (May 15, 2018)
 Allowed 0 walks in a game _____ vs. Eastern Michigan (March 5, 2024)
 Allowed 0 walks in back-to-back games _____ at San Diego, DH (Feb. 20, 2011)
 Allowed 10 or more walks in a game _____ 10, vs. Indiana State (April 18, 2023)
 Allowed 12 or more walks in a game _____ 12, vs. Austin Peay (Feb. 27, 2019)
 Allowed 10-plus walks in back-to-back games _____ 12, vs. Illinois State; 12, vs. Evansville (March 1-3, 2015)

Did not strikeout in a game _____ vs. Tennessee-Martin (Feb. 23, 2005)
 Struck out 12 or more times in a game _____ 14, vs. Dayton (Feb. 20, 2024)
 Struck out 15 or more times in a game _____ 19, at Tennessee (April 21, 2023)
 Struck out 15 or more batters in a game _____ 16, vs. Kentucky (April 28, 2023)
 Struck out 19 or more batters in a game _____ 24, vs. Evansville (17 inn.) (March 8, 2023)
 Struck out 20 or more batters in a game _____ 24, vs. Evansville (17 inn.) (March 8, 2023)
 Struck out 10 or more batters in 5 consecutive games _____ 7 games (Feb. 28-March 9, 2024)
 Struck out 10 or more batters in 8 consecutive games _____ 9 games (Feb. 18-March 5, 2022)

Pitching staff held opponent scoreless for 10 consecutive inn. in a game _____ 15 inn. vs. Evansville (March 8, 2023)

Had 5 or more hit batters in a game _____ 5, vs. UAB (Feb. 22, 2023)
 Had 6 or more hit batters in a game _____ 6, Tennessee Tech (April 19, 2022)

Had 5 or more stolen bases in a game _____ 6, vs. Eastern Michigan (March 5, 2024)
 Had 6 or more stolen bases in a game _____ 6, vs. Eastern Michigan (March 5, 2024)
 Had 7 or more stolen bases in a game _____ 7, vs. UMass-Lowell (Feb. 25, 2018)
 Had 8 or more stolen bases in a game _____ 8, vs. UNC-Wilmington (June 1, 2012)

Left 13 or more runners on base _____ 14, vs. #18 Auburn (March 17, 2024)
 Left 14 or more runners on base _____ 14, vs. #18 Auburn (March 17, 2024)
 Left 15 or more runners on base _____ 18, vs. Evansville (March 8, 2023)
 Left 16 or more runners on base _____ 18, vs. Evansville (March 8, 2023)

Committed 4 or more errors in a game _____ 4, vs. Arkansas (May 18, 2022)
 Committed 5 or more errors in a game _____ 6, at Middle Tennessee (March 22, 2016)
 Committed 6 or more errors in a game _____ 6, at Middle Tennessee (March 22, 2016)

Combined for a no-hitter _____ at Minnesota (Carter, Hliboki, Ginther, Maldonado), March 5, 2023
 Combined for a perfect game _____ at Western Kentucky (J. Lewis, N. Pilkington, J. Scott, M. Buschmann), May 6, 2003
 Combined on a one-hitter _____ vs. Lipscomb, 6 inn. (Devin Futrell, Bryce Cunningham), Feb. 23, 2022
 Combined on a two-hitter _____ vs. North Alabama, 7 inn.(Carter, Thompson, Horn, Anderson, Regen, Schultz) April 11, 2023
 Combined on a three-hitter _____ vs. Evansville, (McElvain, Hawks, Ginther, Kranzler, Seiber) Feb, 28, 2024
 Was no-hit _____ at Texas A&M (Kyle Simonds, 9.0), May 7, 2016

Started six true freshmen _____ at Auburn (Austin Martin - LF, Philip Clarke - DH, Pat DeMarco - RF, Jayson Gonzalez - SS, Garrett Blaylock - 3B, Mason Hickman - SP), May 6, 2018

HITTING:

Hit an inside-the-park home run _____ Will Toffey vs. Belmont (March 22, 2017)
 Hit a pinch-hit home run _____ Braden Holcomb vs. Gonzaga (Feb. 23, 2024)
 Hit a grand slam _____ Parker Noland at Mississippi State (March 24, 2023)
 Hit a grand slam on the road _____ Parker Noland at Mississippi State (March 24, 2023)

Hit a walk-off home run _____ Troy LaNeve vs. Kentucky (May 20, 2021)
 Hit an extra-inning walk-off home run _____ Isaiah Thomas vs. Hawaii, 11th inning (March 1, 2020)
 Hit a postseason walk-off home run _____ JJ Bleday vs. Mississippi State (June 9, 2018)
 Had a walk-off base hit _____ Camden Kozeal vs. Gonzaga (Feb. 24, 2024)
 Drew a walk-off walk _____ Carter Young vs. TCU (March 8, 2020)

Hit 2 or more home runs in a game _____ Davis Diaz at Mississippi State (March 26, 2023)
 Hit 2 or more home runs in an SEC game _____ Davis Diaz at Mississippi State (March 26, 2023)
 Hit 3 or more home runs in a game _____ Connor Kaiser (3) at Clemson (June 3, 2018)
 Hit 2 or more home runs in consecutive games _____ Davis Diaz at Mississippi State (March 25-26, 2023)

Homered in consecutive at-bats _____ Troy LaNeve, 8th inn., 2nd inn. vs. Arkansas (May 19-20, 2023)
 Homered in consecutive at-bats in an SEC game _____ Troy LaNeve, 8th inn., 2nd inn. vs. Arkansas (May 19-20, 2023)

Hit for the cycle _____ Clinton Johnson vs. Kentucky (April 28, 1996)
 Hit for the cycle in an SEC game _____ Clinton Johnson vs. Kentucky (April 28, 1996)

Had a 20-game hit streak _____ JJ Bleday and Austin Martin, 20 (May 17, 2018-March 1, 2019)
 Had a 25-game hit streak _____ Xavier Turner, 27 (March 4-April 22, 2014)
 Had a 45-game on-base streak _____ JJ Bleday, 50 (March 19-June 26, 2019)

Had 2 hits in an inning _____ Spencer Jones (HR, 2B), Dominic Keegan (2B, 2B) and Jack Bulger (1B, 2B) at Auburn (April 9, 2022)
 Had 5 or more hits in a game _____ Parker Noland (5) at Mississippi State (March 24, 2023)

Had 5 or more RBIs in a game _____ Troy LaNeve (6) vs. Illinois State (March 8, 2024)
 Had 6 or more RBIs in a game _____ Troy LaNeve (6) vs. Illinois State (March 8, 2024)
 Had 7 or more RBIs in a game _____ Parker Noland (11) at Mississippi State (March 24, 2023)
 Had 10 or more RBIs in a game _____ Parker Noland (11) at Mississippi State (March 24, 2023)

Stole home _____ Calvin Hewett vs. Florida Atlantic (Feb. 18, 2024)
 Had a triple steal _____ Ethan Paul (home), Jeren Kendall (3rd), Bryan Reynolds (2nd) vs. Auburn (May 19, 2016)
 Had 3 or more stolen bases in a game _____ 3, Calvin Hewett vs. Illinois State (March 8, 2024)
 Had 2 or more stolen bases in an inning _____ 2, Jacob Humphrey vs. Eastern Kentucky (Feb. 21, 2024)

Drew four or more walks in a game _____ 4, Jonathan Vastine vs. Eastern Michigan (March 5, 2024)

PITCHING:

Threw a 9-inning no-hitter _____ Jack Leiter vs. #16 South Carolina (March 20, 2021)
 Kumar Rocker vs. Duke @ Nashville Super Regional (June 8, 2019)
 Doug Wessel vs. Belmont (April 19, 1971)

Struck out 10 or more batters in a game _____ Bryce Cunningham, 11, vs. Illinois State (March 9, 2024)
 Struck out 10 or more batters in an SEC game _____ Patrick Reilly, 10, vs. Kentucky (April 28, 2023)
 Struck out 12 or more batters in a game _____ Carter Holton, 13, vs. Wagner - Game 2 (March 11, 2022)
 True freshman struck out 10 or more batters in a game _____ Devin Futrell, 10, vs. Austin Peay (April 5, 2022)
 True freshman struck out 10 or more batters in debut _____ Jack Leiter, 12, vs. South Alabama (Feb. 18, 2020)
 True freshman struck out 15 or more batters in a game _____ Kumar Rocker, 19, vs. Duke (June 8, 2019)
 Struck out 15 or more batters in a game _____ Jack Leiter, 15, vs. NC State (June 21, 2021)
 Struck out 10 or more batters in consecutive games _____ Kumar Rocker (11) and Jack Leiter (10) vs. #12 East Carolina (June 11-12, 2021)

Pitched a 7-inning, complete game _____ Carter Holton at #4 Arkansas (May 15, 2022)
 Pitched 9 or more innings _____ 9.0, Devin Futrell vs. Illinois State (March 10, 2024)
 Pitched 9 or more scoreless innings _____ 9.0, Devin Futrell vs. Illinois State (March 10, 2024)
 Pitched a 9-inning, complete game _____ 9.0, Devin Futrell vs. Illinois State (March 10, 2024)
 Pitched a 9-inning, complete-game shutout _____ 9.0, Devin Futrell vs. Illinois State (March 10, 2024)
 Picked up 10 or more saves in a season _____ 17, Tyler Brown (2019)
 Picked up 15 or more saves in a season _____ 17, Tyler Brown (2019)
 Picked up win and save on same day _____ Jackson Gillis vs. Ole Miss, Win - Game 1, Save - Game 2 (April 15, 2018)
 Picked up the save (true freshman) _____ Brennan Seiber vs. Belmont (March 19, 2024)

2024 Game Results

Date	Opponent	Score	Inns	Overall	SEC	Pitcher of record	Attend	Time
Feb 16, 2024	FLORIDA ATLANTIC	w 12-11	9	1-0-0	0-0-0	Thompson (W 1-0)	3542	3:17
Feb 17, 2024	FLORIDA ATLANTIC	L 4-5	9	1-1-0	0-0-0	Green (L 0-1)	3383	3:08
Feb 18, 2024	FLORIDA ATLANTIC	w 11-1	9	2-1-0	0-0-0	Futrell (W 1-0)	3579	2:35
Feb 20, 2024	DAYTON	L 5-8	9	2-2-0	0-0-0	McElvain (L 0-1)	3211	3:14
Feb 21, 2024	EKU	w 5-3	9	3-2-0	0-0-0	Huesman (W 1-0)	3307	2:42
Feb 23, 2024	GONZAGA	w 12-2	8	4-2-0	0-0-0	Holton (W 1-0)	3567	2:26
Feb 24, 2024	GONZAGA	w 4-3	9	5-2-0	0-0-0	Seiber (W 1-0)	3511	3:03
Feb 25, 2024	GONZAGA	L 8-9	9	5-3-0	0-0-0	Kranzler (L 0-2)	3587	3:04
Feb 27, 2024	INDIANA STATE	w 20-4	7	6-3-0	0-0-0	Thompson (W 2-0)	3178	2:14
Feb 28, 2024	EVANSVILLE	w 7-3	9	7-3-0	0-0-0	Ginther (W 1-0)	3227	2:28
Mar 01, 2024	vs Louisiana	w 7-4	9	8-3-0	0-0-0	Carter (W 1-0)	24927	3:13
Mar 02, 2024	vs Houston	w 3-1	9	9-3-0	0-0-0	Cunningham (W 1-0)	0	2:41
Mar 03, 2024	vs #15 Texas	w 14-11	9	10-3-0	0-0-0	Hawks (W 1-0)	0	3:30
Mar 05, 2024	EASTERN MICHIGAN	w 6-2	9	11-3-0	0-0-0	Thompson (W 3-0)	3159	2:37
Mar 08, 2024	ILLINOIS STATE	w 14-9	9	12-3-0	0-0-0	Holton (W 2-0)	3395	3:02
Mar 09, 2024	ILLINOIS STATE	w 7-2	9	13-3-0	0-0-0	Cunningham (W 2-0)	3496	2:22
Mar 10, 2024	ILLINOIS STATE	w 4-0	9	14-3-0	0-0-0	Futrell (W 2-0)	3534	2:14
Mar 12, 2024	INDIANA	w 13-5	9	15-3-0	0-0-0	Hawks (W 2-0)	3668	3:28
* Mar 15, 2024	#18 AUBURN	w 11-1	8	16-3-0	1-0-0	Holton (W 3-0)	3802	2:40
* Mar 16, 2024	#18 AUBURN	w 13-5	9	17-3-0	2-0-0	Cunningham (W 3-0)	3802	3:08
* Mar 17, 2024	#18 AUBURN	w 9-6	9	18-3-0	3-0-0	Carter (W 2-0)	3802	3:03
Mar 19, 2024	vs Belmont	w 3-1	9	19-3-0	3-0-0	Hliboki (W 1-0)	2116	2:33

() extra inning game

2024 Miscellaneous Stats

Multiple Hit Games	2	3	4	5+	Total
45 Alan Espinal	7	1	1	-	9
42 RJ Austin	4	4	1	-	9
13 Jonathan Vastine	5	1	1	-	7
28 Camden Kozeal	5	-	2	-	7
3 Jayden Davis	4	2	1	-	7
19 Troy LaNeve	4	2	-	-	6
1 Matthew Polk	5	1	-	-	6
11 Davis Diaz	3	2	-	-	5
21 Calvin Hewett	4	1	-	-	5
16 Jack Bulger	2	1	-	-	3
10 Jacob Humphrey	1	1	-	-	2
TEAM	44	16	6	0	66

Multiple RBI Games	2	3	4	5+	Total
3 Jayden Davis	5	1	-	-	6
42 RJ Austin	3	1	2	-	6
45 Alan Espinal	3	2	1	-	6
13 Jonathan Vastine	2	3	-	-	5
19 Troy LaNeve	1	2	1	1	5
21 Calvin Hewett	3	-	-	-	3
1 Matthew Polk	3	-	-	-	3
11 Davis Diaz	2	-	-	-	2
16 Jack Bulger	2	-	-	-	2
28 Camden Kozeal	-	1	-	1	2
10 Jacob Humphrey	-	-	1	-	1
5 Logan Poteet	1	-	-	-	1
26 Braden Holcomb	1	-	-	-	1
TEAM	26	10	5	2	43

Hitting Streaks	Longest	Current
45 Alan Espinal	11	5
3 Jayden Davis	8	8
28 Camden Kozeal	8	1
42 RJ Austin	7	7
19 Troy LaNeve	6	-
1 Matthew Polk	6	2
11 Davis Diaz	6	5
16 Jack Bulger	6	-
21 Calvin Hewett	5	4
13 Jonathan Vastine	5	5
10 Jacob Humphrey	5	-
5 Logan Poteet	3	3
8 Chris Maldonado	2	2
9 Raymond Velazquez	1	1
44 Colin Barczi	1	-
26 Braden Holcomb	1	-

Reached Base Streaks	Longest	Current
3 Jayden Davis	22	22
45 Alan Espinal	21	21
42 RJ Austin	13	13
28 Camden Kozeal	13	13
11 Davis Diaz	12	12
19 Troy LaNeve	10	10
16 Jack Bulger	8	-
21 Calvin Hewett	8	4
13 Jonathan Vastine	6	5
1 Matthew Polk	6	2
10 Jacob Humphrey	5	-
8 Chris Maldonado	5	5
5 Logan Poteet	4	4
26 Braden Holcomb	3	2
44 Colin Barczi	2	2
9 Raymond Velazquez	1	1

2024 Individual Game-by-Game Stats

#42 RJ Austin - 21 games (All games)

Date	Opponent	Pos	AB	R	H	RBI	2B	3B	HR	BB	SB	CS	HBP	SAC	SF	GDP	K	PO	A	E	Avg
Feb 16	FLORIDA ATLANTIC	*of/2b	5	2	4	4	1	0	1	0	1	0	0	0	0	0	1	3	0	0	.800
Feb 17	FLORIDA ATLANTIC	*of	4	1	0	0	0	0	0	1	1	0	0	0	0	0	2	4	1	0	.444
Feb 18	FLORIDA ATLANTIC	*3b/2b	3	1	1	1	0	0	0	2	0	0	0	0	0	0	1	0	1	1	.417
Feb 20	DAYTON	*1b	2	2	0	0	0	0	0	2	0	0	0	0	0	0	1	10	0	0	.357
Feb 21	EKU	*of/2b	4	1	1	0	0	0	0	0	2	0	0	0	0	0	1	1	0	0	.333
Feb 23	GONZAGA	*of/of	4	1	2	1	0	0	0	0	0	1	0	0	1	0	0	1	0	0	.364
Feb 24	GONZAGA	*of	5	0	2	1	0	0	0	0	0	1	0	0	0	0	1	2	0	0	.370
Feb 25	GONZAGA	*of/of	4	0	0	1	0	0	0	0	0	0	0	0	1	0	0	4	0	0	.323
Feb 27	INDIANA STATE	*1b	3	2	1	4	0	0	0	1	0	1	1	0	0	0	0	3	0	0	.324
Feb 28	EVANSVILLE	*1b	5	2	3	1	0	0	0	0	3	0	0	0	0	0	1	6	1	0	.359
Mar 01	vs Louisiana	*1b	4	2	3	1	1	0	0	1	1	0	0	0	0	0	0	6	1	0	.395
Mar 02	vs Houston	*1b	4	1	1	0	0	0	0	1	2	0	0	0	0	0	0	7	0	0	.383
Mar 03	vs Texas	*1b	5	1	1	0	0	0	0	0	0	0	0	0	0	0	0	9	0	0	.365
Mar 05	EASTERN MICHIGAN	*1b	4	0	0	0	0	0	0	1	0	0	0	0	0	0	2	10	0	0	.339
Mar 08	ILLINOIS STATE	*1b	5	1	1	1	0	0	0	0	1	0	0	0	0	0	1	5	0	0	.328
Mar 09	ILLINOIS STATE	*1b	3	0	1	2	0	0	0	0	0	0	1	1	0	0	1	7	1	0	.328
Mar 10	ILLINOIS STATE	*1b	3	1	2	2	0	0	0	1	2	0	0	0	0	0	0	12	1	0	.343
Mar 12	INDIANA	*1b	5	2	3	1	1	0	0	0	0	0	0	0	0	0	0	7	0	0	.361
Mar 15	AUBURN	*1b	4	1	1	1	0	0	0	1	1	0	0	0	0	0	0	6	1	0	.355
Mar 16	AUBURN	*1b	4	3	3	3	0	0	1	1	0	0	1	0	0	0	0	8	1	1	.375
Mar 17	AUBURN	*1b	5	1	2	2	0	0	0	0	1	0	1	0	0	0	0	7	1	0	.376
Totals		21gs	85	25	32	26	3	0	2	12	15	3	4	1	2	0	12	118	9	2	.376

On base pct. .466 • Slugging pct. .482

#44 Colin Barczi - 2 games (All games)

Date	Opponent	Pos	AB	R	H	RBI	2B	3B	HR	BB	SB	CS	HBP	SAC	SF	GDP	K	PO	A	E	Avg
Feb 23	GONZAGA	ph	1	1	1	0	0	0	0	0	0	0	0	0	0	0	0	0	0	0	1.000
Mar 16	AUBURN	*dh	1	0	0	0	0	0	0	1	0	0	0	0	0	0	1	0	0	0	.500
Totals		1gs	2	1	1	0	0	0	0	1	0	0	0	0	0	0	1	0	0	0	.500

On base pct. .667 • Slugging pct. .500

#16 Jack Bulger - 10 games (All games)

Date	Opponent	Pos	AB	R	H	RBI	2B	3B	HR	BB	SB	CS	HBP	SAC	SF	GDP	K	PO	A	E	Avg
Feb 16	FLORIDA ATLANTIC	*of	5	2	3	1	0	0	1	0	0	0	0	0	0	0	1	2	0	0	.600
Feb 17	FLORIDA ATLANTIC	*of	4	0	0	0	0	0	0	1	0	0	0	0	0	0	2	0	0	0	.333
Feb 18	FLORIDA ATLANTIC	*of	3	1	1	1	0	0	0	0	1	0	2	0	0	0	1	1	0	0	.333
Feb 20	DAYTON	*of	4	0	1	0	0	0	0	0	0	0	1	0	0	0	2	1	0	0	.312
Feb 21	EKU	*c	4	0	1	0	0	0	0	0	0	0	0	0	0	0	0	11	0	0	.300
Feb 23	GONZAGA	*of	3	1	1	2	0	0	1	0	0	0	0	0	1	0	1	0	0	0	.304
Feb 24	GONZAGA	*of	5	0	2	1	0	0	0	0	1	0	0	0	0	0	2	2	0	0	.321
Feb 25	GONZAGA	*of	2	0	2	2	1	0	0	0	0	0	0	0	0	0	0	0	0	0	.367
Mar 15	AUBURN	ph	1	0	0	1	0	0	0	0	0	0	0	0	0	0	0	0	0	0	.355
Mar 17	AUBURN	*dh	4	0	0	0	0	0	0	0	0	0	0	0	0	0	1	0	0	0	.314
Totals		9gs	35	4	11	8	1	0	2	1	2	0	3	0	1	0	10	17	0	0	.314

On base pct. .375 • Slugging pct. .514

#98 Greysen Carter - 2 games (All games)

Date	Opponent	Pos	AB	R	H	RBI	2B	3B	HR	BB	SB	CS	HBP	SAC	SF	GDP	K	PO	A	E	Avg
Feb 16	FLORIDA ATLANTIC	*p	0	0	0	0	0	0	0	0	0	0	0	0	0	0	0	0	1	0	.000
Mar 17	AUBURN	p	0	0	0	0	0	0	0	0	0	0	0	0	0	0	0	1	0	0	.000
Totals		1gs	0	0	0	0	0	0	0	0	0	0	0	0	0	0	0	1	1	0	.000

On base pct. .000 • Slugging pct. .000

2024 Individual Game-by-Game Stats

#98 Greysen Carter - 5 appearances (All games)

Date	Opponent	GS	IP	H	R	ER	BB	SO	2B	3B	HR	WP	BK	HBP	IBB	Score	W-L	Sv	ERA	NP
Feb 16	FLORIDA ATLANTIC	*	3.0	1	3	3	7	2	1	0	0	1	0	0	0	12-11	0-0	0	9.00	74
Feb 23	GONZAGA		3.0	3	0	0	0	3	0	0	0	0	0	0	0	12-2	0-0	1	4.50	51
Mar 01	vs Louisiana		3.0	2	1	1	2	4	0	0	0	0	0	1	0	7-4	1-0	1	4.00	60
Mar 08	ILLINOIS STATE		1.0	3	4	4	3	0	1	0	0	0	0	0	0	14-9	1-0	1	7.20	37
Mar 17	AUBURN		3.0	3	1	1	0	4	0	0	0	1	0	0	0	9-6	2-0	1	6.23	49
Totals		1	13.0	12	9	9	12	13	2	0	0	2	0	1	0	54-32	2-0	1	6.23	-

#97 Bryce Cunningham - 3 games (All games)

Date	Opponent	Pos	AB	R	H	RBI	2B	3B	HR	BB	SB	CS	HBP	SAC	SF	GDP	K	PO	A	E	Avg
Feb 17	FLORIDA ATLANTIC	*p	0	0	0	0	0	0	0	0	0	0	0	0	0	0	0	0	1	0	.000
Mar 02	vs Houston	*p	0	0	0	0	0	0	0	0	0	0	0	0	0	0	0	0	1	0	.000
Mar 09	ILLINOIS STATE	*p	0	0	0	0	0	0	0	0	0	0	0	0	0	0	0	0	1	0	.000
Totals		3gs	0	0	0	0	0	0	0	0	0	0	0	0	0	0	0	0	3	0	.000

On base pct. .000 • Slugging pct. .000

#97 Bryce Cunningham - 5 appearances (All games)

Date	Opponent	GS	IP	H	R	ER	BB	SO	2B	3B	HR	WP	BK	HBP	IBB	Score	W-L	Sv	ERA	NP
Feb 17	FLORIDA ATLANTIC	*	4.0	3	1	1	3	5	2	0	0	0	0	0	0	4-5	0-0	0	2.25	77
Feb 24	GONZAGA	*	3.0	4	3	3	4	7	2	0	0	1	0	0	0	4-3	0-0	0	5.14	75
Mar 02	vs Houston	*	5.2	4	1	1	2	8	0	0	1	0	0	0	0	3-1	1-0	0	3.55	92
Mar 09	ILLINOIS STATE	*	8.0	4	2	1	0	11	2	0	0	0	0	0	0	7-2	2-0	0	2.61	118
Mar 16	AUBURN	*	5.0	4	3	1	3	5	1	0	1	1	0	0	0	13-5	3-0	0	2.45	90
Totals		5	25.2	19	10	7	12	36	7	0	2	2	0	0	0	31-16	3-0	0	2.45	-

#3 Jayden Davis - 22 games (All games)

Date	Opponent	Pos	AB	R	H	RBI	2B	3B	HR	BB	SB	CS	HBP	SAC	SF	GDP	K	PO	A	E	Avg
Feb 16	FLORIDA ATLANTIC	*2b	4	0	1	0	0	0	0	0	0	0	0	0	0	0	0	0	2	0	.250
Feb 17	FLORIDA ATLANTIC	*2b	4	0	1	2	1	0	0	0	0	0	0	0	0	1	1	2	1	0	.250
Feb 18	FLORIDA ATLANTIC	*2b	3	1	2	2	1	0	0	1	0	0	0	0	0	0	0	0	2	0	.364
Feb 20	DAYTON	*2b	4	0	0	0	0	0	0	1	0	0	0	0	0	0	1	3	4	0	.267
Feb 21	EKU	*2b	2	1	0	0	0	0	0	1	1	0	0	0	0	0	1	1	1	0	.235
Feb 23	GONZAGA	*2b	4	3	3	3	1	0	1	1	0	0	0	0	0	0	0	1	3	0	.333
Feb 24	GONZAGA	*2b	4	0	1	0	1	0	0	0	0	0	0	0	0	0	0	2	3	0	.320
Feb 25	GONZAGA	*2b	4	0	2	1	1	0	0	1	0	0	0	0	0	1	1	0	1	0	.345
Feb 27	INDIANA STATE	*2b	5	2	3	1	1	0	0	0	0	0	0	0	0	0	0	1	0	0	.382
Feb 28	EVANSVILLE	*2b	4	0	1	2	0	0	0	0	0	0	0	0	0	0	0	2	3	1	.368
Mar 01	vs Louisiana	*2b	3	0	0	0	0	0	0	1	0	0	0	0	0	0	1	2	5	0	.341
Mar 02	vs Houston	*2b	5	0	1	0	0	0	0	0	0	0	0	0	0	0	0	0	3	0	.326
Mar 03	vs Texas	*2b	3	2	1	1	0	0	0	0	0	1	0	1	0	1	0	1	0	0	.327
Mar 05	EASTERN MICHIGAN	*2b	4	0	0	0	0	0	0	1	1	0	0	0	0	0	1	2	4	0	.302
Mar 08	ILLINOIS STATE	*2b	3	3	1	1	0	0	0	1	0	0	1	0	0	0	0	3	1	0	.304
Mar 09	ILLINOIS STATE	*2b	3	1	1	0	0	0	0	1	0	0	0	0	0	0	1	1	1	0	.305
Mar 10	ILLINOIS STATE	*2b	4	0	1	1	0	0	0	0	0	0	0	0	0	0	1	1	7	0	.302
Mar 12	INDIANA	*2b	4	2	1	1	0	0	0	1	0	0	0	0	0	1	1	1	4	1	.299
Mar 15	AUBURN	*2b	5	3	4	2	0	1	0	0	0	0	0	0	0	0	0	0	3	0	.333
Mar 16	AUBURN	*2b	5	1	2	1	0	0	0	1	0	0	0	0	0	0	1	2	4	0	.338
Mar 17	AUBURN	*2b	4	2	2	2	1	0	0	1	0	0	0	0	0	1	0	0	1	0	.346
Mar 19	vs Belmont	*2b	4	0	1	0	0	0	0	0	0	0	0	0	0	0	1	1	3	1	.341
Totals		22gs	85	21	29	20	7	1	1	12	2	0	2	0	1	4	11	26	56	3	.341

On base pct. .430 • Slugging pct. .482

2024 Individual Game-by-Game Stats

#11 Davis Diaz - 22 games (All games)

Date	Opponent	Pos	AB	R	H	RBI	2B	3B	HR	BB	SB	CS	HBP	SAC	SF	GDP	K	PO	A	E	Avg
Feb 16	FLORIDA ATLANTIC	*3b	4	2	1	1	0	0	0	1	0	0	0	0	0	0	1	0	1	0	.250
Feb 17	FLORIDA ATLANTIC	*3b	2	0	0	0	0	0	0	2	0	0	0	0	0	0	1	3	1	0	.167
Feb 18	FLORIDA ATLANTIC	3b	0	0	0	0	0	0	0	0	0	0	0	0	0	0	0	0	0	0	.167
Feb 20	DAYTON	*3b	4	2	3	1	2	0	0	0	0	0	0	0	0	0	1	0	2	0	.400
Feb 21	EKU	*3b	4	0	1	2	1	0	0	0	0	0	0	0	0	0	0	0	3	0	.357
Feb 23	GONZAGA	*3b	3	1	0	0	0	0	0	1	0	0	0	0	0	1	0	0	1	0	.294
Feb 24	GONZAGA	*3b	3	0	0	0	0	0	0	1	0	0	0	0	0	0	0	0	1	0	.250
Feb 25	GONZAGA	*3b	4	1	1	0	1	0	0	0	0	0	1	0	0	0	0	0	5	1	.250
Feb 27	INDIANA STATE	*3b	3	1	0	1	0	0	0	1	0	0	0	0	1	0	1	1	0	0	.222
Feb 28	EVANSVILLE	*3b	4	0	0	0	0	0	0	0	0	0	0	0	0	0	1	2	2	0	.194
Mar 01	vs Louisiana	*3b	4	2	2	0	1	0	0	0	0	0	0	0	0	0	0	0	0	0	.229
Mar 02	vs Houston	*3b	3	0	1	0	0	0	0	1	0	0	0	0	0	1	0	1	2	0	.237
Mar 03	vs Texas	*3b	4	2	2	0	1	0	0	0	0	0	0	1	0	0	0	1	1	0	.262
Mar 05	EASTERN MICHIGAN	*3b	4	1	1	2	0	0	1	0	0	0	0	0	0	0	1	0	3	0	.261
Mar 08	ILLINOIS STATE	*3b	4	1	1	0	0	0	0	1	0	1	0	0	0	0	0	0	2	0	.260
Mar 09	ILLINOIS STATE	*3b	3	1	1	1	0	0	0	2	0	0	0	0	0	1	0	1	0	0	.264
Mar 10	ILLINOIS STATE	*3b	3	0	0	0	0	0	0	1	0	0	0	0	0	0	2	0	1	0	.250
Mar 12	INDIANA	*3b	3	2	1	1	1	0	0	2	0	0	0	0	0	0	0	0	1	0	.254
Mar 15	AUBURN	*3b	5	1	1	1	0	0	0	0	0	0	0	0	0	0	1	1	0	0	.250
Mar 16	AUBURN	*3b	5	2	3	1	1	0	0	0	0	0	1	0	0	0	1	0	2	0	.275
Mar 17	AUBURN	*3b	4	0	1	1	0	0	0	2	0	0	0	0	0	0	0	0	1	0	.274
Mar 19	vs Belmont	*3b	4	1	2	1	0	0	0	2	0	0	0	0	0	0	1	0	1	0	.286
Totals		21gs	77	20	22	13	8	0	1	15	2	1	2	1	1	3	11	10	30	1	.286

On base pct. .411 • Slugging pct. .429

#80 Andrew Dutkanych IV - 2 games (All games)

Date	Opponent	Pos	AB	R	H	RBI	2B	3B	HR	BB	SB	CS	HBP	SAC	SF	GDP	K	PO	A	E	Avg
Feb 27	INDIANA STATE	p	0	0	0	0	0	0	0	0	0	0	0	0	0	0	0	0	1	0	.000
Mar 03	vs Texas	p	0	0	0	0	0	0	0	0	0	0	0	0	0	0	0	0	2	0	.000
Totals		0gs	0	0	0	0	0	0	0	0	0	0	0	0	0	0	0	0	3	0	.000

On base pct. .000 • Slugging pct. .000

#80 Andrew Dutkanych IV - 5 appearances (All games)

Date	Opponent	GS	IP	H	R	ER	BB	SO	2B	3B	HR	WP	BK	HBP	IBB	Score	W-L	Sv	ERA	NP
Feb 17	FLORIDA ATLANTIC		1.0	1	0	0	0	2	0	0	0	0	0	0	0	4-5	0-0	0	0.00	15
Feb 21	EKU	*	4.0	1	0	0	3	6	1	0	0	0	0	0	0	5-3	0-0	0	0.00	71
Feb 27	INDIANA STATE		1.0	0	0	0	0	2	0	0	0	0	0	0	0	20-4	0-0	0	0.00	14
Mar 03	vs Texas		3.0	5	4	4	2	2	2	0	1	2	0	0	0	14-11	0-0	0	4.00	66
Mar 12	INDIANA		1.2	0	0	0	1	2	0	0	0	0	0	1	0	13-5	0-0	0	3.38	31
Totals		1	10.2	7	4	4	6	14	3	0	1	2	0	1	0	56-28	0-0	0	3.38	-

2024 Individual Game-by-Game Stats

#45 Alan Espinal - 21 games (All games)

Date	Opponent	Pos	AB	R	H	RBI	2B	3B	HR	BB	SB	CS	HBP	SAC	SF	GDP	K	PO	A	E	Avg
Feb 16	FLORIDA ATLANTIC	*c	5	0	1	1	0	0	0	0	0	0	0	0	0	0	2	12	2	0	.200
Feb 17	FLORIDA ATLANTIC	*c	2	1	1	0	0	0	0	2	1	0	0	0	0	0	0	9	0	0	.286
Feb 18	FLORIDA ATLANTIC	*c	3	1	1	1	1	0	0	0	0	0	0	0	1	0	2	7	0	0	.300
Feb 20	DAYTON	*c	4	1	1	0	1	0	0	0	0	0	0	0	0	0	1	11	3	0	.286
Feb 21	EKU	*dh	4	1	2	2	0	0	0	0	1	0	0	0	0	0	0	0	0	0	.333
Feb 23	GONZAGA	*c	4	0	1	1	0	0	0	1	0	0	0	0	0	0	2	11	2	0	.318
Feb 24	GONZAGA	*c	3	1	2	0	0	0	0	1	0	0	0	0	0	0	1	14	0	0	.360
Feb 25	GONZAGA	*c	3	3	2	0	1	0	0	2	0	0	0	0	0	0	1	7	1	0	.393
Feb 27	INDIANA STATE	*c	4	2	1	0	0	0	0	1	0	0	0	0	0	0	1	7	0	0	.375
Feb 28	EVANSVILLE	*c	3	0	1	1	0	0	0	0	0	0	0	1	0	0	1	10	0	0	.371
Mar 01	vs Louisiana	*c	3	1	1	3	0	0	1	0	0	0	1	0	0	0	0	12	1	0	.368
Mar 02	vs Houston	*c	4	0	0	0	0	0	0	1	0	0	0	0	0	0	2	11	0	0	.333
Mar 03	vs Texas	*c	5	2	2	3	0	0	1	0	0	0	0	0	0	0	1	10	0	0	.340
Mar 08	ILLINOIS STATE	*c	5	3	3	2	0	0	1	0	0	0	0	0	0	0	2	14	0	0	.365
Mar 09	ILLINOIS STATE	*c	4	1	1	0	1	0	0	0	0	0	0	0	0	0	1	11	1	0	.357
Mar 10	ILLINOIS STATE	*c	3	0	0	0	0	0	0	1	0	0	0	0	0	0	0	6	1	0	.339
Mar 12	INDIANA	*dh	3	3	2	2	0	0	1	2	0	0	0	0	0	0	1	0	0	0	.355
Mar 15	AUBURN	*c	4	2	2	0	1	0	0	1	0	0	0	0	0	0	1	9	0	0	.364
Mar 16	AUBURN	*c	4	1	4	4	1	0	0	2	0	0	0	0	0	0	0	9	0	0	.400
Mar 17	AUBURN	*c	5	0	2	0	0	0	0	0	0	0	0	0	0	0	1	5	1	0	.400
Mar 19	vs Belmont	*dh	4	0	1	1	0	0	0	0	0	0	0	0	0	0	1	0	0	0	.392
Totals		21gs	79	23	31	21	6	0	4	14	2	0	1	1	1	0	21	175	12	0	.392

On base pct. .484 • Slugging pct. .620

#95 Devin Futrell - 3 games (All games)

Date	Opponent	Pos	AB	R	H	RBI	2B	3B	HR	BB	SB	CS	HBP	SAC	SF	GDP	K	PO	A	E	Avg
Feb 18	FLORIDA ATLANTIC	*p	0	0	0	0	0	0	0	0	0	0	0	0	0	0	0	0	1	0	.000
Mar 10	ILLINOIS STATE	*p	0	0	0	0	0	0	0	0	0	0	0	0	0	0	0	1	2	0	.000
Mar 17	AUBURN	*p	0	0	0	0	0	0	0	0	0	0	0	0	0	0	0	1	1	0	.000
Totals		3gs	0	0	0	0	0	0	0	0	0	0	0	0	0	0	0	2	4	0	.000

On base pct. .000 • Slugging pct. .000

#95 Devin Futrell - 5 appearances (All games)

Date	Opponent	GS	IP	H	R	ER	BB	SO	2B	3B	HR	WP	BK	HBP	IBB	Score	W-L	Sv	ERA	NP
Feb 18	FLORIDA ATLANTIC	*	6.0	3	1	1	0	5	2	0	0	0	0	0	0	11-1	1-0	0	1.50	78
Feb 25	GONZAGA	*	5.0	3	1	1	1	3	1	0	0	0	0	1	0	8-9	1-0	0	1.64	91
Mar 03	vs Texas	*	2.0	7	7	7	1	3	1	0	3	0	0	1	0	14-11	1-0	0	6.23	49
Mar 10	ILLINOIS STATE	*	9.0	5	0	0	0	7	1	0	0	0	0	1	0	4-0	2-0	0	3.68	113
Mar 17	AUBURN	*	5.0	9	5	5	1	2	2	0	1	0	0	0	0	9-6	2-0	0	4.67	95
Totals		5	27.0	27	14	14	3	20	7	0	4	0	0	3	0	46-27	2-0	0	4.67	-

#17 Ryan Ginther - 1 game (All games)

Date	Opponent	Pos	AB	R	H	RBI	2B	3B	HR	BB	SB	CS	HBP	SAC	SF	GDP	K	PO	A	E	Avg
Mar 03	vs Texas	p	0	0	0	0	0	0	0	0	0	0	0	0	0	0	0	0	1	0	.000
Totals		0gs	0	0	0	0	0	0	0	0	0	0	0	0	0	0	0	0	1	0	.000

On base pct. .000 • Slugging pct. .000

#17 Ryan Ginther - 7 appearances (All games)

Date	Opponent	GS	IP	H	R	ER	BB	SO	2B	3B	HR	WP	BK	HBP	IBB	Score	W-L	Sv	ERA	NP
Feb 16	FLORIDA ATLANTIC		1.0	3	1	1	0	1	1	0	0	0	0	0	0	12-11	0-0	0	9.00	19
Feb 21	EKU		1.0	1	0	0	1	2	0	0	0	0	0	0	0	5-3	0-0	1	4.50	20
Feb 28	EVANSVILLE		2.0	0	0	0	2	2	0	0	0	0	0	0	0	7-3	1-0	1	2.25	29
Mar 03	vs Texas		2.0	1	0	0	0	2	0	0	0	0	0	0	0	14-11	1-0	2	1.50	24
Mar 09	ILLINOIS STATE		1.0	1	0	0	0	1	0	0	0	0	0	0	0	7-2	1-0	2	1.29	11
Mar 16	AUBURN		2.0	2	0	0	0	1	0	0	0	0	0	0	0	13-5	1-0	2	1.00	28
Mar 17	AUBURN		1.0	0	0	0	1	0	0	0	0	0	0	0	0	9-6	1-0	3	0.90	14
Totals		0	10.0	8	1	1	4	9	1	0	0	0	0	0	0	67-41	1-0	3	0.90	-

2024 Individual Game-by-Game Stats

#90 Miller Green - 2 games (All games)

Date	Opponent	Pos	AB	R	H	RBI	2B	3B	HR	BB	SB	CS	HBP	SAC	SF	GDP	K	PO	A	E	Avg	
Feb 25	GONZAGA	p	0	0	0	0	0	0	0	0	0	0	0	0	0	0	0	0	0	0	0	.000
Mar 16	AUBURN	p	0	0	0	0	0	0	0	0	0	0	0	0	0	0	0	0	0	0	1	.000
Totals		Ogs	0	0	0	0	0	0	0	0	0	0	0	0	0	0	0	0	0	0	1	.000

On base pct. .000 • Slugging pct. .000

#90 Miller Green - 6 appearances (All games)

Date	Opponent	GS	IP	H	R	ER	BB	SO	2B	3B	HR	WP	BK	HBP	IBB	Score	W-L	Sv	ERA	NP
Feb 17	FLORIDA ATLANTIC		1.0	2	1	1	1	0	0	0	0	0	0	0	0	4-5	0-1	0	9.00	27
Feb 20	DAYTON		1.0	0	0	0	1	2	0	0	0	0	0	0	0	5-8	0-1	0	4.50	16
Feb 25	GONZAGA		2.2	0	0	0	0	3	0	0	0	0	0	1	0	8-9	0-1	0	1.93	35
Mar 01	vs Louisiana		1.0	1	0	0	1	1	0	0	0	0	0	0	0	7-4	0-1	1	1.59	20
Mar 12	INDIANA		0.2	0	0	0	0	1	0	0	0	0	0	0	0	13-5	0-1	1	1.42	8
Mar 16	AUBURN		1.2	2	2	0	2	3	0	0	0	0	0	0	0	13-5	0-1	1	1.12	53
Totals		0	8.0	5	3	1	5	10	0	0	0	0	0	1	0	50-36	0-1	1	1.12	-

#88 Sawyer Hawks - 2 games (All games)

Date	Opponent	Pos	AB	R	H	RBI	2B	3B	HR	BB	SB	CS	HBP	SAC	SF	GDP	K	PO	A	E	Avg
Feb 16	FLORIDA ATLANTIC	p	0	0	0	0	0	0	0	0	0	0	0	0	0	0	0	0	0	1	.000
Mar 03	vs Texas	p	0	0	0	0	0	0	0	0	0	0	0	0	0	0	0	0	1	0	.000
Totals		Ogs	0	0	0	0	0	0	0	0	0	0	0	0	0	0	0	0	0	1	.000

On base pct. .000 • Slugging pct. .000

#88 Sawyer Hawks - 5 appearances (All games)

Date	Opponent	GS	IP	H	R	ER	BB	SO	2B	3B	HR	WP	BK	HBP	IBB	Score	W-L	Sv	ERA	NP
Feb 16	FLORIDA ATLANTIC		1.0	1	2	2	1	2	0	0	1	0	0	0	0	12-11	0-0	0	18.00	25
Feb 20	DAYTON		0.0	1	4	4	3	0	0	0	0	1	0	0	0	5-8	0-0	0	54.00	18
Feb 28	EVANSVILLE		2.0	1	1	1	1	3	1	0	0	0	0	0	0	7-3	0-0	0	21.00	30
Mar 03	vs Texas		2.0	2	0	0	1	3	1	0	0	0	0	0	0	14-11	1-0	0	12.60	31
Mar 12	INDIANA		1.0	2	0	0	1	1	0	0	0	0	0	0	0	13-5	2-0	0	10.50	20
Totals		0	6.0	7	7	7	7	9	2	0	1	1	0	0	0	51-38	2-0	0	10.50	-

#21 Calvin Hewett - 21 games (All games)

Date	Opponent	Pos	AB	R	H	RBI	2B	3B	HR	BB	SB	CS	HBP	SAC	SF	GDP	K	PO	A	E	Avg
Feb 16	FLORIDA ATLANTIC	pr/of	1	2	1	0	0	0	0	0	1	0	0	0	0	0	0	0	0	0	1.000
Feb 18	FLORIDA ATLANTIC	*of	3	3	2	1	1	0	0	0	3	0	1	0	0	0	1	4	0	0	.750
Feb 20	DAYTON	*of	3	0	1	2	1	0	0	0	0	0	0	0	0	0	1	0	0	0	.571
Feb 21	EKU	*of	3	0	0	0	0	0	0	0	0	0	0	0	0	0	1	4	0	0	.400
Feb 23	GONZAGA	of	0	0	0	0	0	0	0	0	0	0	1	0	0	0	0	0	0	0	.400
Feb 24	GONZAGA	pr/of	0	0	0	0	0	0	0	0	0	1	0	0	0	0	0	0	0	0	.400
Feb 25	GONZAGA	pr/of	3	1	0	0	0	0	0	0	0	0	0	0	0	0	0	3	0	0	.308
Feb 27	INDIANA STATE	*of	4	2	2	2	0	0	0	1	0	0	0	0	0	0	0	4	0	0	.353
Feb 28	EVANSVILLE	*of	2	1	0	0	0	0	0	1	1	0	1	0	0	0	1	3	0	0	.316
Mar 01	vs Louisiana	*of	3	0	1	1	0	1	0	1	2	0	0	0	0	0	1	2	0	0	.318
Mar 02	vs Houston	*of	4	1	3	0	1	0	0	0	0	1	0	0	0	0	0	2	0	0	.385
Mar 03	vs Texas	*of	5	0	1	0	0	0	0	0	0	0	0	0	0	1	3	3	0	0	.355
Mar 05	EASTERN MICHIGAN	*of	4	0	1	2	0	0	0	0	0	0	1	0	0	0	1	2	0	0	.343
Mar 08	ILLINOIS STATE	*of	3	1	1	0	0	0	0	1	3	0	0	0	0	0	0	1	0	0	.342
Mar 09	ILLINOIS STATE	*of	3	1	0	1	0	0	0	0	0	0	1	0	0	0	1	4	0	0	.317
Mar 10	ILLINOIS STATE	of	0	0	0	0	0	0	0	0	0	0	0	0	0	0	0	0	0	0	.317
Mar 12	INDIANA	*of	4	0	0	1	0	0	0	0	1	0	0	0	0	0	1	3	0	0	.289
Mar 15	AUBURN	*of	3	1	2	1	0	0	0	1	1	0	0	0	0	0	1	5	0	0	.312
Mar 16	AUBURN	*of	5	2	2	1	0	0	0	0	0	0	0	0	0	0	0	4	0	0	.321
Mar 17	AUBURN	*of	3	2	1	0	0	0	0	1	0	0	1	0	0	0	0	5	0	0	.321
Mar 19	vs Belmont	*of	3	1	1	0	0	0	0	0	1	0	0	0	0	0	1	2	0	0	.322
Totals		16gs	59	18	19	12	3	1	0	6	14	1	6	0	0	1	13	51	0	0	.322

On base pct. .437 • Slugging pct. .407

2024 Individual Game-by-Game Stats

#40 Sam Hliboki - 1 game (All games)

Date	Opponent	Pos	AB	R	H	RBI	2B	3B	HR	BB	SB	CS	HBP	SAC	SF	GDP	K	PO	A	E	Avg
Feb 17	FLORIDA ATLANTIC	p	0	0	0	0	0	0	0	0	0	0	0	0	0	0	0	1	0	0	.000
Totals		0gs	0	0	0	0	0	0	0	0	0	0	0	0	0	0	0	1	0	0	.000

On base pct. .000 • Slugging pct. .000

#40 Sam Hliboki - 5 appearances (All games)

Date	Opponent	GS	IP	H	R	ER	BB	SO	2B	3B	HR	WP	BK	HBP	IBB	Score	W-L	Sv	ERA	NP
Feb 17	FLORIDA ATLANTIC		2.0	4	3	3	0	1	2	0	0	0	0	0	0	4-5	0-0	0	13.50	35
Feb 20	DAYTON		1.1	1	0	0	0	2	0	0	0	0	0	0	0	5-8	0-0	0	8.10	12
Feb 25	GONZAGA		1.1	5	4	3	0	2	1	0	0	0	0	0	0	8-9	0-0	0	11.57	26
Mar 12	INDIANA		0.2	2	1	1	0	1	0	0	0	0	0	1	0	13-5	0-0	0	11.81	24
Mar 19	vs Belmont		1.0	2	0	0	0	1	0	0	0	0	0	0	0	3-1	1-0	0	9.95	16
Totals		0	6.1	14	8	7	0	7	3	0	0	0	0	1	0	33-28	1-0	0	9.95	-

#26 Braden Holcomb - 7 games (All games)

Date	Opponent	Pos	AB	R	H	RBI	2B	3B	HR	BB	SB	CS	HBP	SAC	SF	GDP	K	PO	A	E	Avg
Feb 18	FLORIDA ATLANTIC	ph/of	1	0	0	0	0	0	0	0	0	0	0	0	0	0	0	0	0	0	.000
Feb 23	GONZAGA	ph	1	1	1	2	0	0	1	0	0	0	0	0	0	0	0	0	0	0	.500
Feb 24	GONZAGA	*1b	3	0	0	0	0	0	1	0	0	0	0	0	0	0	2	5	1	0	.200
Feb 25	GONZAGA	*1b	2	1	0	0	0	0	1	0	0	0	0	0	0	0	1	10	0	1	.143
Mar 12	INDIANA	ph	1	0	0	0	0	0	0	0	0	0	0	0	0	0	0	0	0	0	.125
Mar 15	AUBURN	*dh	3	1	0	0	0	0	1	0	0	0	0	0	0	0	1	0	0	0	.091
Mar 19	vs Belmont	*1b	3	0	0	0	0	0	1	0	0	0	0	0	0	0	0	7	2	0	.071
Totals		4gs	14	3	1	2	0	0	1	4	0	0	0	0	0	0	4	22	3	1	.071

On base pct. .278 • Slugging pct. .286

#20 Carter Holton - 1 game (All games)

Date	Opponent	Pos	AB	R	H	RBI	2B	3B	HR	BB	SB	CS	HBP	SAC	SF	GDP	K	PO	A	E	Avg
Mar 15	AUBURN	*p	0	0	0	0	0	0	0	0	0	0	0	0	0	0	0	1	1	0	.000
Totals		1gs	0	0	0	0	0	0	0	0	0	0	0	0	0	0	0	1	1	0	.000

On base pct. .000 • Slugging pct. .000

#20 Carter Holton - 5 appearances (All games)

Date	Opponent	GS	IP	H	R	ER	BB	SO	2B	3B	HR	WP	BK	HBP	IBB	Score	W-L	Sv	ERA	NP
Feb 16	FLORIDA ATLANTIC		3.0	4	5	5	1	5	2	0	0	0	0	0	0	12-11	0-0	0	15.00	54
Feb 23	GONZAGA	*	5.0	2	2	2	2	8	0	0	0	1	0	0	0	12-2	1-0	0	7.88	73
Mar 01	vs Louisiana	*	5.0	4	3	3	1	6	1	0	0	0	0	0	0	7-4	1-0	0	6.92	83
Mar 08	ILLINOIS STATE	*	5.0	4	0	0	3	11	0	0	0	0	0	0	0	14-9	2-0	0	5.00	89
Mar 15	AUBURN	*	7.0	4	1	1	1	9	2	0	0	1	0	0	0	11-1	3-0	0	3.96	94
Totals		4	25.0	18	11	11	8	39	5	0	0	2	0	0	0	56-27	3-0	0	3.96	-

#38 David Horn Jr. - 2 appearances (All games)

Date	Opponent	GS	IP	H	R	ER	BB	SO	2B	3B	HR	WP	BK	HBP	IBB	Score	W-L	Sv	ERA	NP
Mar 12	INDIANA		1.0	0	0	0	1	2	0	0	0	0	0	1	0	13-5	0-0	0	0.00	25
Mar 19	vs Belmont		1.0	1	1	1	0	2	0	0	1	0	0	0	0	3-1	0-0	0	4.50	18
Totals		0	2.0	1	1	1	1	4	0	0	1	0	0	1	0	16-6	0-0	0	4.50	-

2024 Individual Game-by-Game Stats

#36 Levi Huesman - 1 game (All games)

Date	Opponent	Pos	AB	R	H	RBI	2B	3B	HR	BB	SB	CS	HBP	SAC	SF	GDP	K	PO	A	E	Avg
Feb 21	EKU	p	0	0	0	0	0	0	0	0	0	0	0	0	0	0	0	0	2	0	.000
Totals		0gs	0	0	0	0	0	0	0	0	0	0	0	0	0	0	0	0	2	0	.000

On base pct. .000 • Slugging pct. .000

#36 Levi Huesman - 2 appearances (All games)

Date	Opponent	GS	IP	H	R	ER	BB	SO	2B	3B	HR	WP	BK	HBP	IBB	Score	W-L	Sv	ERA	NP
Feb 21	EKU		1.2	4	2	2	2	1	1	0	0	0	0	0	0	5-3	1-0	0	10.80	40
Mar 19	vs Belmont		0.2	0	0	0	0	1	0	0	0	0	0	0	0	3-1	1-0	0	7.71	11
Totals		0	2.1	4	2	2	2	2	1	0	0	0	0	0	0	8-4	1-0	0	7.71	-

#10 Jacob Humphrey - 19 games (All games)

Date	Opponent	Pos	AB	R	H	RBI	2B	3B	HR	BB	SB	CS	HBP	SAC	SF	GDP	K	PO	A	E	Avg
Feb 16	FLORIDA ATLANTIC	pr	0	1	0	0	0	0	0	0	0	0	0	0	0	0	0	0	0	0	.000
Feb 18	FLORIDA ATLANTIC	ph/of	1	1	1	1	0	0	0	1	1	0	0	0	0	0	0	0	0	0	1.000
Feb 20	DAYTON	*of/of	5	0	1	0	1	0	0	0	2	0	0	0	0	0	0	2	1	0	.333
Feb 21	EKU	pr/of	0	1	0	0	0	0	0	0	2	0	0	0	0	0	0	0	0	0	.333
Feb 23	GONZAGA	of	0	0	0	0	0	0	0	0	0	0	0	0	0	0	0	0	0	0	.333
Feb 24	GONZAGA	pr	0	1	0	0	0	0	0	0	0	0	0	0	0	0	0	0	0	0	.333
Feb 25	GONZAGA	of	1	0	1	0	0	0	0	0	0	0	0	0	0	0	0	0	0	0	.429
Feb 27	INDIANA STATE	*of	2	3	2	4	0	1	1	2	0	0	0	1	0	0	0	3	0	0	.556
Feb 28	EVANSVILLE	*of	5	2	3	1	1	0	0	0	1	0	0	0	0	0	2	1	0	0	.571
Mar 01	vs Louisiana	*of	5	0	0	0	0	0	0	0	0	0	0	0	0	0	4	2	0	0	.421
Mar 02	vs Houston	of	1	0	0	0	0	0	0	0	0	0	0	0	0	0	0	1	0	0	.400
Mar 03	vs Texas	pr/of	0	0	0	0	0	0	0	0	0	0	0	0	0	0	0	0	0	0	.400
Mar 05	EASTERN MICHIGAN	pr/of	0	0	0	0	0	0	0	0	1	0	0	0	0	0	0	0	0	0	.400
Mar 08	ILLINOIS STATE	of	1	0	0	0	0	0	0	0	0	0	0	0	0	0	0	2	0	0	.381
Mar 09	ILLINOIS STATE	of	0	0	0	0	0	0	0	0	0	0	0	0	0	0	0	0	0	0	.381
Mar 10	ILLINOIS STATE	*of/of	3	0	0	0	0	0	0	0	0	0	0	1	0	0	1	3	0	0	.333
Mar 12	INDIANA	of	0	0	0	0	0	0	0	1	1	0	0	0	0	0	0	0	0	0	.333
Mar 16	AUBURN	of	1	0	0	0	0	0	0	0	0	0	0	0	0	0	0	0	0	0	.320
Mar 17	AUBURN	pr/dh	1	1	0	0	0	0	0	0	0	0	0	0	0	0	1	0	0	0	.308
Totals		5gs	26	10	8	6	2	1	1	4	8	0	0	2	0	0	10	13	0	0	.308

On base pct. .400 • Slugging pct. .577

#28 Camden Kozeal - 18 games (All games)

Date	Opponent	Pos	AB	R	H	RBI	2B	3B	HR	BB	SB	CS	HBP	SAC	SF	GDP	K	PO	A	E	Avg
Feb 16	FLORIDA ATLANTIC	*dh	5	1	1	0	0	0	0	0	0	0	0	0	0	0	0	0	0	0	.200
Feb 17	FLORIDA ATLANTIC	*dh	4	0	0	0	0	0	0	1	0	0	0	0	0	0	1	0	0	0	.111
Feb 18	FLORIDA ATLANTIC	*dh	4	0	0	1	0	0	0	0	0	0	0	0	0	0	1	0	0	0	.077
Feb 20	DAYTON	ph	0	0	0	0	0	0	0	1	0	0	0	0	0	0	0	0	0	0	.077
Feb 21	EKU	ph	1	0	0	0	0	0	0	0	0	0	0	0	0	0	0	0	0	0	.071
Feb 23	GONZAGA	*dh	2	2	1	0	0	0	2	0	0	0	0	0	0	0	0	0	0	0	.125
Feb 24	GONZAGA	*dh	5	0	2	1	0	0	0	0	0	0	0	0	0	0	1	0	0	0	.190
Feb 25	GONZAGA	*dh	4	0	0	1	0	0	0	1	0	0	0	0	0	0	0	0	0	0	.160
Feb 27	INDIANA STATE	*dh	5	2	4	5	0	0	1	0	0	0	0	0	0	0	1	0	0	0	.267
Feb 28	EVANSVILLE	*dh	5	1	2	1	1	0	0	0	0	0	0	0	0	0	2	0	0	0	.286
Mar 01	vs Louisiana	*dh	4	1	2	1	1	0	0	0	0	0	1	0	0	0	2	0	0	0	.308
Mar 02	vs Houston	*dh	5	0	2	1	0	0	0	0	0	0	0	0	0	0	0	0	0	0	.318
Mar 03	vs Texas	*dh	5	3	4	3	1	0	1	0	0	0	0	0	0	0	0	0	0	0	.367
Mar 05	EASTERN MICHIGAN	*dh	4	1	1	0	0	0	0	1	0	0	0	0	0	1	0	0	0	0	.358
Mar 08	ILLINOIS STATE	*dh	4	2	2	0	1	0	0	1	0	0	0	0	0	0	2	0	0	0	.368
Mar 09	ILLINOIS STATE	*dh	4	0	1	1	0	0	0	1	0	0	0	0	0	0	0	0	0	0	.361
Mar 10	ILLINOIS STATE	*dh	3	0	0	0	0	0	0	1	0	0	0	0	0	0	0	0	0	0	.344
Mar 16	AUBURN	dh/ph	4	0	1	1	1	0	0	0	0	0	0	0	0	0	1	0	0	0	.338
Totals		15gs	68	13	23	16	5	0	2	9	0	0	1	0	0	1	11	0	0	0	.338

On base pct. .423 • Slugging pct. .500

2024 Individual Game-by-Game Stats

#77 Alex Kranzler - 7 appearances (All games)

Date	Opponent	GS	IP	H	R	ER	BB	SO	2B	3B	HR	WP	BK	HBP	IBB	Score	W-L	Sv	ERA	NP
Feb 20	DAYTON		1.1	0	0	0	0	1	0	0	0	0	0	0	0	5-8	0-0	0	0.00	17
Feb 21	EKU		2.1	2	1	1	0	2	0	0	0	0	0	0	0	5-3	0-0	0	2.45	24
Feb 25	GONZAGA		0.0	1	4	0	0	0	0	0	1	0	0	0	0	8-9	0-1	0	2.45	12
Feb 28	EVANSVILLE		2.0	1	1	1	1	2	0	0	1	0	0	0	0	7-3	0-1	0	3.18	26
Mar 05	EASTERN MICHIGAN		2.0	3	2	2	0	1	0	0	1	0	0	1	0	6-2	0-1	0	4.70	30
Mar 16	AUBURN		0.1	0	0	0	0	0	0	0	0	0	0	0	0	13-5	0-1	0	4.50	7
Mar 19	vs Belmont		1.1	0	0	0	2	2	0	0	0	0	0	0	0	3-1	0-1	0	3.86	28
Totals		0	9.1	7	8	4	3	8	0	0	3	0	0	1	0	47-31	0-1	0	3.86	-

#19 Troy LaNeve - 22 games (All games)

Date	Opponent	Pos	AB	R	H	RBI	2B	3B	HR	BB	SB	CS	HBP	SAC	SF	GDP	K	PO	A	E	Avg
Feb 16	FLORIDA ATLANTIC	*of	3	0	0	1	0	0	0	0	0	0	1	0	1	0	3	1	0	0	.000
Feb 17	FLORIDA ATLANTIC	*of	4	1	1	0	0	0	0	0	0	0	0	0	0	0	1	2	0	0	.143
Feb 18	FLORIDA ATLANTIC	*of	3	0	0	0	0	0	0	0	0	0	0	0	0	0	1	2	0	0	.100
Feb 20	DAYTON	ph/of	1	0	0	0	0	0	0	0	0	0	0	0	0	0	0	0	0	0	.091
Feb 21	EKU	*of	4	1	1	1	1	0	0	0	0	0	0	0	0	0	0	1	0	0	.133
Feb 23	GONZAGA	*of	4	1	2	0	0	0	0	0	0	0	0	0	0	0	1	3	0	0	.211
Feb 24	GONZAGA	*of	3	0	1	1	1	0	0	1	0	0	0	0	0	0	2	1	0	0	.227
Feb 25	GONZAGA	*of	5	1	3	2	2	0	0	0	0	0	0	0	0	0	0	1	0	0	.296
Feb 27	INDIANA STATE	*of	3	3	2	3	0	0	1	1	0	0	1	0	0	0	0	0	0	0	.333
Feb 28	EVANSVILLE	*of	4	0	1	0	1	0	0	0	0	0	0	0	0	0	1	2	0	0	.324
Mar 01	vs Louisiana	*of	2	0	0	0	0	0	0	1	0	0	1	0	0	0	2	0	0	0	.306
Mar 02	vs Houston	*of	3	0	0	0	0	0	0	0	0	0	0	0	0	0	2	0	0	0	.282
Mar 03	vs Texas	*of	3	2	2	4	1	1	0	1	0	0	1	0	0	0	1	2	0	0	.310
Mar 05	EASTERN MICHIGAN	*of	1	1	0	0	0	0	0	2	0	0	1	0	0	0	0	1	1	0	.302
Mar 08	ILLINOIS STATE	*of	4	1	3	6	1	1	1	0	0	0	0	0	0	0	1	1	0	0	.340
Mar 09	ILLINOIS STATE	*of	1	1	0	0	0	0	0	2	0	0	1	0	0	0	0	0	0	0	.333
Mar 10	ILLINOIS STATE	*of	3	1	1	1	0	0	1	0	0	0	1	0	0	0	0	0	0	0	.333
Mar 12	INDIANA	*of	3	1	1	3	0	0	0	0	0	0	0	0	0	0	1	0	0	0	.333
Mar 15	AUBURN	*of	3	1	1	0	0	0	0	1	0	0	0	0	0	0	1	1	0	0	.333
Mar 16	AUBURN	*of	3	1	0	1	0	0	0	2	0	0	0	0	0	0	1	0	0	0	.317
Mar 17	AUBURN	*of	4	1	2	0	0	0	0	1	0	0	0	0	0	0	1	3	0	0	.328
Mar 19	vs Belmont	*of	3	0	0	0	0	0	0	1	0	0	0	0	0	0	1	2	0	0	.313
Totals		21gs	67	17	21	23	7	2	3	13	0	0	7	0	1	0	20	23	1	0	.313

On base pct. .466 • Slugging pct. .612

#8 Chris Maldonado - 5 games (All games)

Date	Opponent	Pos	AB	R	H	RBI	2B	3B	HR	BB	SB	CS	HBP	SAC	SF	GDP	K	PO	A	E	Avg
Feb 16	FLORIDA ATLANTIC	*1b	4	0	0	0	0	0	0	1	0	0	0	0	0	0	2	8	1	0	.000
Feb 17	FLORIDA ATLANTIC	*1b	2	1	0	0	0	0	0	1	0	0	1	0	0	0	0	4	2	0	.000
Feb 18	FLORIDA ATLANTIC	*1b	2	1	0	0	0	0	0	1	0	0	1	0	0	0	0	7	1	0	.000
Feb 21	EKU	*1b	3	0	1	0	0	0	0	1	0	0	0	0	0	0	1	8	0	0	.091
Feb 23	GONZAGA	*1b	2	1	1	1	0	0	0	1	0	0	0	0	0	0	0	8	0	0	.154
Totals		5gs	13	3	2	1	0	0	0	5	0	0	2	0	0	0	3	35	4	0	.154

On base pct. .450 • Slugging pct. .154

#89 Ethan McElvain - 2 games (All games)

Date	Opponent	Pos	AB	R	H	RBI	2B	3B	HR	BB	SB	CS	HBP	SAC	SF	GDP	K	PO	A	E	Avg
Feb 28	EVANSVILLE	*p	0	0	0	0	0	0	0	0	0	0	0	0	0	0	0	1	1	0	.000
Mar 19	vs Belmont	*p	0	0	0	0	0	0	0	0	0	0	0	0	0	0	0	0	2	0	.000
Totals		2gs	0	0	0	0	0	0	0	0	0	0	0	0	0	0	0	1	3	0	.000

On base pct. .000 • Slugging pct. .000

2024 Individual Game-by-Game Stats

#89 Ethan McElvain - 7 appearances (All games)

Date	Opponent	GS	IP	H	R	ER	BB	SO	2B	3B	HR	WP	BK	HBP	IBB	Score	W-L	Sv	ERA	NP
Feb 17	FLORIDA ATLANTIC		1.0	0	0	0	0	1	0	0	0	0	0	0	0	4-5	0-0	0	0.00	15
Feb 20	DAYTON		0.2	3	3	3	1	1	2	0	0	1	0	0	0	5-8	0-1	0	16.20	23
Feb 24	GONZAGA		3.0	1	0	0	2	6	0	0	0	0	0	1	0	4-3	0-1	0	5.79	53
Feb 28	EVANSVILLE	*	2.0	0	0	0	2	1	0	0	0	0	0	0	0	7-3	0-1	0	4.05	27
Mar 02	vs Houston		1.1	1	0	0	2	1	0	0	0	0	0	0	0	3-1	0-1	0	3.38	26
Mar 08	ILLINOIS STATE		1.0	3	3	3	2	2	0	0	1	0	0	0	0	14-9	0-1	0	6.00	35
Mar 19	vs Belmont	*	4.0	3	0	0	1	3	1	0	0	0	0	1	0	3-1	0-1	0	4.15	54
Totals		2	13.0	11	6	6	8	16	4	0	1	1	0	2	0	40-30	0-1	0	4.15	-

#25 Matt Ossenfort - 2 games (All games)

Date	Opponent	Pos	AB	R	H	RBI	2B	3B	HR	BB	SB	CS	HBP	SAC	SF	GDP	K	PO	A	E	Avg	
Feb 18	FLORIDA ATLANTIC	ph	1	0	0	0	0	0	0	0	0	0	0	0	0	0	0	0	0	0	0	.000
Feb 25	GONZAGA	ph/1b	1	0	0	0	0	0	0	0	0	0	0	0	0	1	0	0	0	0	0	.000
Totals		0gs	2	0	0	0	0	0	0	0	0	0	0	0	0	1	0	0	0	0	0	.000

On base pct. .000 • Slugging pct. .000

#1 Matthew Polk - 13 games (All games)

Date	Opponent	Pos	AB	R	H	RBI	2B	3B	HR	BB	SB	CS	HBP	SAC	SF	GDP	K	PO	A	E	Avg	
Feb 18	FLORIDA ATLANTIC	ph	1	0	0	0	0	0	0	0	0	0	0	0	0	0	0	0	0	0	0	.000
Feb 20	DAYTON	*dh	3	0	0	0	0	0	0	0	0	0	0	0	0	0	3	0	0	0	0	.000
Mar 02	vs Houston	*of	3	1	2	2	1	0	1	1	0	0	0	0	0	0	1	4	0	0	0	.286
Mar 03	vs Texas	*of	3	0	0	1	0	0	0	0	0	0	0	0	1	0	0	1	0	0	0	.200
Mar 05	EASTERN MICHIGAN	*of	3	1	2	0	0	1	0	0	2	0	1	0	0	0	0	1	0	0	0	.308
Mar 08	ILLINOIS STATE	*of/of	5	1	2	2	1	0	1	0	0	0	0	0	0	0	0	1	0	0	0	.333
Mar 09	ILLINOIS STATE	*of/of	4	1	1	1	0	0	0	0	0	0	0	0	0	0	0	1	0	0	0	.318
Mar 10	ILLINOIS STATE	*of/of	4	2	2	0	0	0	0	2	0	0	0	0	0	0	0	1	2	0	0	.346
Mar 12	INDIANA	*of/of	4	2	2	2	0	0	1	0	0	0	1	0	0	0	2	3	0	1	0	.367
Mar 15	AUBURN	*of	5	0	1	1	1	0	0	0	0	0	0	0	0	0	2	1	0	0	0	.343
Mar 16	AUBURN	*of/of	5	0	0	0	0	0	0	0	0	0	0	0	0	0	1	1	0	0	0	.300
Mar 17	AUBURN	*of/of	5	2	3	0	0	0	0	0	0	0	0	0	0	0	0	5	0	0	0	.333
Mar 19	vs Belmont	*of	4	0	1	0	0	0	0	0	0	0	0	0	0	0	0	2	0	0	0	.327
Totals		12gs	49	10	16	9	3	1	3	1	4	0	2	0	1	0	10	22	0	1	0	.327

On base pct. .358 • Slugging pct. .612

#5 Logan Poteet - 4 games (All games)

Date	Opponent	Pos	AB	R	H	RBI	2B	3B	HR	BB	SB	CS	HBP	SAC	SF	GDP	K	PO	A	E	Avg	
Feb 18	FLORIDA ATLANTIC	ph/c	0	0	0	0	0	0	0	1	0	0	0	0	0	0	0	1	0	0	0	.000
Mar 05	EASTERN MICHIGAN	*c	4	1	1	2	0	0	1	0	0	0	0	0	0	0	1	10	1	0	0	.250
Mar 12	INDIANA	*c	4	0	1	1	0	0	0	0	0	0	0	0	0	0	2	13	0	0	0	.250
Mar 19	vs Belmont	*c	4	1	1	1	0	0	1	0	0	0	0	0	0	0	1	10	0	0	0	.250
Totals		3gs	12	2	3	4	0	0	2	1	0	0	0	0	0	0	4	34	1	0	0	.250

On base pct. .308 • Slugging pct. .750

#18 JD Rogers - 2 games (All games)

Date	Opponent	Pos	AB	R	H	RBI	2B	3B	HR	BB	SB	CS	HBP	SAC	SF	GDP	K	PO	A	E	Avg	
Feb 18	FLORIDA ATLANTIC	of/of	1	0	0	0	0	0	0	0	0	0	0	0	0	0	1	0	0	0	0	.000
Feb 25	GONZAGA	pr	0	0	0	0	0	0	0	0	0	0	0	0	0	0	0	0	0	0	0	.000
Totals		0gs	1	0	0	0	0	0	0	0	0	0	0	0	0	0	1	0	0	0	0	.000

On base pct. .000 • Slugging pct. .000

2024 Individual Game-by-Game Stats

#34 Brennan Seiber - 5 games (All games)

Date	Opponent	Pos	AB	R	H	RBI	2B	3B	HR	BB	SB	CS	HBP	SAC	SF	GDP	K	PO	A	E	Avg
Feb 18	FLORIDA ATLANTIC	p	0	0	0	0	0	0	0	0	0	0	0	0	0	0	0	1	0	0	.000
Feb 24	GONZAGA	p	0	0	0	0	0	0	0	0	0	0	0	0	0	0	0	0	1	0	.000
Mar 05	EASTERN MICHIGAN	p	0	0	0	0	0	0	0	0	0	0	0	0	0	0	0	0	1	0	.000
Mar 08	ILLINOIS STATE	p	0	0	0	0	0	0	0	0	0	0	0	0	0	0	0	0	1	0	.000
Mar 15	AUBURN	p	0	0	0	0	0	0	0	0	0	0	0	0	0	0	0	0	1	0	.000
Totals		0gs	0	0	0	0	0	0	0	0	0	0	0	0	0	0	0	1	4	0	.000

On base pct. .000 • Slugging pct. .000

#34 Brennan Seiber - 8 appearances (All games)

Date	Opponent	GS	IP	H	R	ER	BB	SO	2B	3B	HR	WP	BK	HBP	IBB	Score	W-L	Sv	ERA	NP
Feb 18	FLORIDA ATLANTIC		3.0	0	0	0	0	3	0	0	0	0	0	0	0	11-1	0-0	1	0.00	27
Feb 24	GONZAGA		3.0	0	0	0	2	1	0	0	0	0	0	0	0	4-3	1-0	1	0.00	45
Feb 28	EVANSVILLE		1.0	1	1	1	1	2	0	0	0	1	0	0	0	7-3	1-0	1	1.29	31
Mar 02	vs Houston		2.0	0	0	0	0	1	0	0	0	0	0	0	0	3-1	1-0	2	1.00	20
Mar 05	EASTERN MICHIGAN		1.0	1	0	0	0	1	0	0	0	0	0	0	0	6-2	1-0	2	0.90	13
Mar 08	ILLINOIS STATE		2.0	1	2	2	0	1	0	0	1	0	0	1	0	14-9	1-0	2	2.25	17
Mar 15	AUBURN		1.0	1	0	0	1	0	0	0	0	0	0	0	0	11-1	1-0	2	2.08	16
Mar 19	vs Belmont		1.0	1	0	0	0	1	0	0	0	0	0	0	0	3-1	1-0	3	1.93	17
Totals		0	14.0	5	3	3	4	10	0	0	1	1	0	1	0	59-21	1-0	3	1.93	-

#22 JD Thompson - 3 games (All games)

Date	Opponent	Pos	AB	R	H	RBI	2B	3B	HR	BB	SB	CS	HBP	SAC	SF	GDP	K	PO	A	E	Avg
Feb 20	DAYTON	*p	0	0	0	0	0	0	0	0	0	0	0	0	0	0	0	0	1	0	.000
Feb 27	INDIANA STATE	*p	0	0	0	0	0	0	0	0	0	0	0	0	0	0	0	1	0	0	.000
Mar 05	EASTERN MICHIGAN	*p	0	0	0	0	0	0	0	0	0	0	0	0	0	0	0	0	3	0	.000
Totals		3gs	0	0	0	0	0	0	0	0	0	0	0	0	0	0	0	1	4	0	.000

On base pct. .000 • Slugging pct. .000

#22 JD Thompson - 5 appearances (All games)

Date	Opponent	GS	IP	H	R	ER	BB	SO	2B	3B	HR	WP	BK	HBP	IBB	Score	W-L	Sv	ERA	NP
Feb 16	FLORIDA ATLANTIC		1.0	0	0	0	0	2	0	0	0	0	0	0	0	12-11	1-0	0	0.00	16
Feb 20	DAYTON	*	4.2	3	1	1	2	6	0	0	1	0	0	0	0	5-8	1-0	0	1.59	79
Feb 27	INDIANA STATE	*	6.0	8	4	4	0	5	3	0	1	0	0	1	0	20-4	2-0	0	3.86	86
Mar 05	EASTERN MICHIGAN	*	6.0	3	0	0	0	9	1	0	0	0	0	1	0	6-2	3-0	0	2.55	93
Mar 12	INDIANA	*	4.0	3	4	1	1	6	0	0	0	0	0	1	0	13-5	3-0	0	2.49	81
Totals		4	21.2	17	9	6	3	28	4	0	2	0	0	3	0	56-30	3-0	0	2.49	-

2024 Individual Game-by-Game Stats

#13 Jonathan Vastine - 22 games (All games)

Date	Opponent	Pos	AB	R	H	RBI	2B	3B	HR	BB	SB	CS	HBP	SAC	SF	GDP	K	PO	A	E	Avg
Feb 16	FLORIDA ATLANTIC	*ss	4	2	3	3	1	0	1	1	0	0	0	0	0	0	0	1	0	0	.750
Feb 17	FLORIDA ATLANTIC	*ss	4	0	0	1	0	0	0	0	0	0	0	0	0	0	3	2	1	0	.375
Feb 18	FLORIDA ATLANTIC	*ss	3	2	2	2	1	1	0	0	0	0	0	0	1	0	1	2	3	0	.455
Feb 20	DAYTON	*ss	4	0	0	0	0	0	0	0	0	0	0	0	0	0	2	1	2	0	.333
Feb 21	EKU	*ss	3	0	0	0	0	0	0	0	0	0	0	0	0	0	0	1	1	0	.278
Feb 23	GONZAGA	*ss	3	0	0	1	0	0	0	1	0	0	0	0	0	0	0	0	1	0	.238
Feb 24	GONZAGA	*ss	4	2	2	0	0	0	0	0	0	0	0	0	0	0	1	1	1	1	.280
Feb 25	GONZAGA	*ss	3	1	1	1	1	0	0	2	0	0	0	0	0	0	2	1	4	0	.286
Feb 27	INDIANA STATE	*ss	3	3	2	0	1	0	0	1	0	0	0	1	0	0	1	1	1	0	.323
Feb 28	EVANSVILLE	*ss	3	1	1	0	0	0	0	1	0	0	0	0	0	0	1	0	2	0	.324
Mar 01	vs Louisiana	*ss	4	1	1	0	1	0	0	0	0	0	0	0	0	0	0	3	2	1	.316
Mar 02	vs Houston	*ss	3	0	0	0	0	0	0	0	0	0	0	1	0	0	1	1	0	0	.293
Mar 03	vs Texas	*ss	3	2	2	2	0	0	1	0	0	0	0	1	0	0	1	0	2	0	.318
Mar 05	EASTERN MICHIGAN	*ss	0	1	0	0	0	0	0	4	2	0	0	0	0	0	0	1	2	0	.318
Mar 08	ILLINOIS STATE	*ss	4	1	1	1	1	0	0	0	0	0	0	0	0	0	2	0	3	0	.312
Mar 09	ILLINOIS STATE	*ss	4	1	1	1	1	0	0	0	0	0	0	0	0	0	1	2	1	1	.308
Mar 10	ILLINOIS STATE	*ss	4	0	0	0	0	0	0	0	0	0	0	0	0	0	3	2	3	0	.286
Mar 12	INDIANA	*ss	4	1	1	0	0	0	0	0	0	0	0	0	0	0	1	0	3	0	.283
Mar 15	AUBURN	*ss	4	1	1	3	0	0	1	0	1	0	0	0	0	0	1	0	1	0	.281
Mar 16	AUBURN	*ss	4	3	2	1	1	1	0	0	0	0	1	0	0	0	2	3	5	0	.294
Mar 17	AUBURN	*ss	5	0	4	3	1	0	0	0	1	0	0	0	0	0	1	0	0	0	.329
Mar 19	vs Belmont	*ss	3	0	1	0	0	0	0	0	0	0	0	0	0	0	0	3	1	1	.329
Totals		22gs	76	22	25	19	9	2	3	10	4	0	1	3	1	0	24	25	39	4	.329

On base pct. .409 • Slugging pct. .618

#9 Raymond Velazquez - 2 games (All games)

Date	Opponent	Pos	AB	R	H	RBI	2B	3B	HR	BB	SB	CS	HBP	SAC	SF	GDP	K	PO	A	E	Avg
Feb 18	FLORIDA ATLANTIC	1b	0	0	0	0	0	0	0	0	0	0	0	0	0	0	0	2	0	0	.000
Feb 23	GONZAGA	ph/1b	1	0	1	0	0	0	0	0	0	0	0	0	0	0	0	0	0	0	1.000
Totals		0gs	1	0	1	0	0	0	0	0	0	0	0	0	0	0	0	2	0	0	1.000

On base pct. 1.000 • Slugging pct. 1.000