



VANDERBILT WOMEN'S BASKETBALL

2023-24 VANDERBILT WOMEN'S BASKETBALL GAME NOTES - GAME 30 vs. GEORGIA

SCHEDULE // RESULTS

Overall: 21-8 | SEC: 8-7
Home: 11-5 | Away: 8-3 | Neutral: 2-0
NET Ranking: 56 | Streak: W-2

November (7-1)

| | | |
|----|--------------------------------|----------|
| 6 | Kennesaw State | W, 98-51 |
| 9 | at UT Martin | W, 70-68 |
| 12 | Fairfield | W, 73-70 |
| 15 | Western Kentucky | W, 77-74 |
| 20 | Alabama State | W, 88-42 |
| 24 | vs. Iowa State ⁵ | W, 68-53 |
| 25 | vs. Northern Iowa ⁵ | W, 68-64 |
| 29 | at #5/10 NC State ⁶ | L, 62-70 |

December (6-0)

| | | |
|----|----------------|----------|
| 3 | Louisiana Tech | W, 71-63 |
| 7 | at Butler | W, 51-39 |
| 17 | Lipscomb | W, 72-50 |
| 20 | Dayton | W, 70-53 |
| 29 | FDU | W, 73-41 |
| 31 | Radford | W, 80-53 |

January (4-3)

| | | |
|----|-------------------------------------|----------|
| 4 | at Mississippi State [^] | W, 71-66 |
| 7 | Florida [^] | W, 63-57 |
| 11 | at Kentucky [^] | W, 95-73 |
| 14 | Missouri [^] | L, 63-65 |
| 18 | Auburn [^] (RV/--) | W, 53-50 |
| 21 | at Tennessee [^] | L, 64-73 |
| 28 | at #1/1 South Carolina [^] | L, 74-91 |

February (4-4)

| | | |
|----|--------------------------------|----------|
| 1 | Ole Miss [^] (RV/RV) | L, 61-67 |
| 5 | Alabama [^] | L, 66-74 |
| 8 | #13/12 LSU [^] | L, 62-85 |
| 11 | at Georgia [^] | W, 61-55 |
| 15 | at Texas A&M [^] | W, 49-45 |
| 18 | Tennessee [^] (RV/RV) | L, 61-86 |
| 25 | at Arkansas [^] | W, 62-53 |
| 29 | at Missouri [^] | W, 68-61 |

March (0-0)

| | | |
|----|--------------------------------|-----------|
| 3 | Georgia [^] | 1 p.m. |
| 7 | SEC Second Round ⁵ | 7:30 p.m. |
| 8 | SEC Quarterfinals ⁵ | 7:30 p.m. |
| 9 | SEC Semifinals ⁵ | 6 p.m. |
| 10 | SEC Championship ⁵ | 2 p.m. |

* - SEC Conference Game
^ - Southpoint Shootout (Las Vegas, Nev.)
5 - SEC Tournament (Greenville, S.C.)

All home games are played at Memorial Gymnasium
All times listed are Central Time & subject to change
Rankings: AP Top-25 / WBCA Coaches Poll

GAME 30

VANDERBILT (21-8, 8-7) vs. GEORGIA (12-16, 3-12)

Sunday, March 3, 2024 // 1 p.m. CT // Nashville, Tenn. // Memorial Gymnasium
TV/Stream: SEC Network+ (Alex Gould & Drew Maddux)
Radio: 94.9 FM (Jake Lyman)/Vanderbilt Athletics App (Jake Lyman) // Live Stats: VandyStats.com



SERIES HISTORY

vs. GEORGIA

| | |
|---------------------------|---|
| Games: | 70 |
| Vanderbilt Series Record: | 29-41 |
| Games in Nashville: | 13-13 |
| Games in Athens: | 9-20 |
| First Meeting: | Jan. 20, 1979 in Nashville: VU 80-63 |
| Last Meeting: | Feb. 11, 2024 in Athens: VU 61-55 |
| Last Win: | Feb. 11, 2024 in Athens: 61-55 |
| Last Home Win: | Jan. 2, 2014: 66-58 |
| Last Road Win: | Feb. 11, 2024: 61-55 |
| Last Neutral Win: | March 3, 2016 in Jacksonville, Fla.: 54-49 (OT) |
| Last Loss: | Feb. 5, 2023 in Nashville: 61-79 |
| Last Home Loss: | Feb. 5, 2023: 61-79 |
| Last Road Loss: | Feb. 3, 2022: 56-71 |
| Last Neutral Loss: | March 6, 2014 in Duluth, Ga.: 43-53 |
| Current Vandy Streak | W-1 |

LAST 5 GAMES vs. GEORGIA

| Date | Location | Vandy Result | Score |
|----------|-----------|--------------|-------|
| 02/11/24 | Athens | W | 61-55 |
| 02/05/23 | Nashville | L | 61-79 |
| 02/03/22 | Athens | L | 56-71 |
| 01/09/20 | Athens | W | 63-55 |
| 01/06/19 | Nashville | L | 64-71 |

TEAM COMPARISONS



CATEGORY



| | | |
|------|----------------------|-------|
| 21-8 | Overall Record | 12-16 |
| 68.8 | Points Per Game | 63.9 |
| 61.8 | Opp. Per Game | 66.8 |
| 41.1 | Field Goal Pct. | 40.6 |
| 40.1 | Opp. Field Goal Pct. | 39.2 |
| 32.3 | 3-Point Pct. | 28.2 |
| 29.0 | Opp. 3-Point Pct. | 32.1 |
| 72.2 | Free Throw Pct. | 68.6 |
| 37.9 | Rebounds Per Game | 39.1 |
| +2.3 | Rebounding Margin | +1.4 |
| 14.7 | Assists Per Game | 13.3 |
| 14.4 | Turnovers Per Game | 16.1 |
| 10.1 | Steals Per Game | 7.9 |
| 3.5 | Blocks Per Game | 3.0 |

THE STARTING 5

>> Vanderbilt heads into the 2023-24 season finale holding a 21-8 record overall and an 8-7 mark in SEC play. The Dores are coming off a 68-61 win at Missouri to record a program-record sixth SEC road win of the season. Junior Iyana Moore scored a team-high 15 points to lead a quartet of double-digit scorers for the Commodores.

>> It will be Senior Day at Memorial Gymnasium as the Commodores will celebrate the careers of Jordyn Cambridge and Bella LaChance. Both have been key cogs, on and off the court, in helping Vanderbilt post a 20-win campaign for the first time in 11 years during their last season of competition.

>> The Dores are 11-5 at Memorial Gymnasium this season. Vanderbilt is looking to snap a four-game losing streak at home, as the Dores' last win at Memorial came back on Jan. 18 with a 53-50 victory over Auburn. Vandy is 32-17 inside Memorial Gym under head coach Shea Ralph.

>> Sunday's matchup will be the 71st meeting between Vanderbilt and Georgia. The Bulldogs hold a 41-29 series lead, though the Commodores won the last matchup, as Vandy picked up a 61-55 win in Athens back on Feb. 11. Freshman Khamil Pierre scored a career-high 28 points in the win over the Bulldogs.

>> Vanderbilt is an even 13-13 at home against Georgia. It's been slightly over a decade since the Commodores have knocked off the Bulldogs inside Memorial Gym, with the last Vandy home win in the series came back on Jan. 2, 2014, with the Dores picking up a 66-58 victory.

PROJECTED STARTERS

3
JORDYN CAMBRIDGE

Points // 12.2
FG% // 35.0%
Boards // 6.1
Assists // 4.5
Steals // 3.5

12
KHAMIL PIERRE

Points // 8.6
FG% // 42.6%
Boards // 5.0
O-Boards // 1.9
Steals // 0.9

13
JUSTINE PISSOTT

Points // 6.8
FG% // 36.0%
3PT% // 38.5%
3PM // 1.6
Boards // 2.1

23
IYANA MOORE

Points // 13.2
FG% // 37.7%
3P% // 31.9%
Assists // 2.7
3PM // 1.6

35
SACHA WASHINGTON

Points // 12.1
FG% // 52.0%
Boards // 7.6
O-Boards // 3.3
Steals // 1.6



QUICK FACTS

The University

LOCATION: NASHVILLE, TENN.
 AFFILIATION: NCAA DIVISION I
 CONFERENCE: SOUTHEASTERN (SEC)
 MASCOT: COMMODORES
 COLORS: BLACK & GOLD
 CHANCELLOR: DANIEL DIERMEIER
 DIRECTOR OF ATHLETICS: CANDICE STOREY LEE
 SPORT ADMINISTRATOR: TRACE WILGUS

Vandy Women's Basketball Info

HOME ARENA: MEMORIAL GYMNASIUM (14,316)
 2022-23 RECORD: 12-19
 2022-23 SEC RECORD: 3-13
 POSTSEASON: N/A
 LETTERWINNERS RETURNING/LOST: 6/4
 STARTERS RETURNING/LOST: 2/3
 NEWCOMERS: 7

Athletic Communications

ASSOCIATE ATHLETIC DIRECTOR: BRIAN FREMUND
 WBB CONTACT: CHRIS CASKEY
 E-MAIL: CHRIS.CASKEY@VANDERBILT.EDU
 PHONE: 606-207-7481 (C)
 ATHLETIC WEBSITE: VUCOMMODORES.COM
 X/TWITTER: @VANDYWBB
 INSTAGRAM: @VANDYWBB
 FACEBOOK: /VANDYWBB

Program History

ALL-TIME RECORD: 871-535 (.619)
 ALL-TIME SEC RECORD: 256-266 (.490)
 ALL-TIME SEC TOURNAMENT RECORD: 49-37
 SEC TOURNAMENT TITLES: 6 ('93, '95, '02, '04, '07, '09)
 NCAA TOURNAMENT APPEARANCES: 27
 NCAA TOURNAMENT RECORD: 39-27
 LAST NCAA TOURNAMENT APPEARANCE: 2014
 LAST POSTSEASON APPEARANCE: 2022 (WNIT)



THE COMMODORES



2023-24 ROSTER

| No. | Name | POS | HT | YR | EXP | Hometown (Previous School) |
|-----|------------------|-----|------|-----|-----|---|
| 2 | Jada Brown | G | 5-8 | So. | 1V | Bentonville, Ark. (Bentonville HS) |
| 3 | Jordyn Cambridge | G | 5-9 | Gr. | 4V | Nashville, Tenn. (Ensworth HS) |
| 4 | Madison Greene | G | 5-6 | Fr. | HS | Columbus, Ohio (Pickerington Central HS) |
| 5 | Ryanne Allen | G | 6-1 | So. | 1V | Warminster, Pa. (Archbishop Wood) |
| 10 | Bailey Gilmore | F | 6-3 | Fr. | HS | Midway, Ga. (Bradwell Institute) |
| 11 | Jordyn Oliver | G | 5-10 | Gr. | TR | Prosper, Texas (Duke) |
| 12 | Khamil Pierre | F | 6-2 | Fr. | HS | Queen Creek, Ariz. (Perry HS) |
| 13 | Justine Pissott | G/F | 6-4 | So. | TR | Toms River, N.J. (Tennessee) |
| 14 | Aiyana Mitchell | F | 6-4 | Fr. | HS | Fountain, Colo. (Fountain-Fort Carson HS) |
| 21 | Bella LaChance | G | 5-6 | Sr. | 3V | Davie, Fla. (St. Thomas Aquinas HS) |
| 23 | Iyana Moore | G | 5-8 | Jr. | 1V | Murfreesboro, Tenn. (Blackman HS) |
| 24 | Aga Makurat | G | 6-2 | Fr. | HS | Sierakowice, Poland (Sopocka Akademia Tenisowa) |
| 35 | Sacha Washington | F | 6-2 | Jr. | 2V | Lawrenceville, Ga. (Collins Hill HS) |

COACHING STAFF

HEAD COACH: Shea Ralph - 3rd Season - UConn '01
ASSOCIATE HEAD COACH: Tom Garrick - 3rd Season - Rhode Island '88
ASSISTANT COACH: Ashley Earley - 3rd Season - Vanderbilt '05
ASSISTANT COACH: Kevin DeMille - 3rd Season - UConn '13

PRONUNCIATIONS

RYANNE ALLEN: (Ryan)
 JADA BROWN: (jay-duh)
 AGA MAKURAT: (Ah-guh, Mock-ew-Rah)
 AIYANA MITCHELL: (eye-on-uh)
 IYANA MOORE: (eye-on-uh)
 KHAMIL PIERRE: (Kah-meal)
 JUSTINE PISSOTT: (Pih-Sot)
 SACHA WASHINGTON: (Sah-shuh)

SEC STANDINGS (Through March 2, 2024)

| TEAM | SEC Record | Record | Streak |
|--------------------|------------|-------------|------------|
| 1/1 South Carolina | 15-0 | 28-0 | W-28 |
| 9/7 LSU | 12-3 | 25-4 | W-7 |
| Ole Miss (RV/--) | 11-4 | 21-7 | W-5 |
| Tennessee (--/RV) | 10-5 | 17-10 | W-1 |
| Alabama | 9-6 | 22-8 | W-2 |
| Vanderbilt | 8-7 | 21-8 | W-2 |
| Auburn | 7-8 | 18-10 | W-2 |
| Mississippi State | 7-8 | 20-10 | L-5 |
| Texas A&M | 6-9 | 18-10 | L-2 |
| Arkansas | 6-9 | 18-12 | L-3 |
| Florida | 5-10 | 14-13 | L-2 |
| Kentucky | 4-11 | 11-18 | L-2 |
| Georgia | 3-12 | 12-16 | L-1 |
| Missouri | 2-13 | 11-17 | L-10 |

POLLS

Associated Press Top 25 Feb. 26

- | | |
|-------------------------|----------------------|
| 1) South Carolina* (35) | 14) Indiana |
| 2) Ohio State | 15) Kansas State |
| 3) Texas | 16) Gonzaga |
| 4) Stanford | 17) Notre Dame |
| 5) Virginia Tech | 18) Utah |
| 6) Iowa | 19) Syracuse |
| 7) Southern Cal | 20) Oklahoma |
| 8) UCLA | 21) Baylor |
| 9) LSU* | 22) Louisville |
| 10) UConn | 23) Creighton |
| 11) Oregon State | 24) UNLV |
| 12) NC State* | 25) West Virginia |
| 13) Colorado | *Vanderbilt Opponent |

Received Votes: Fairfield*, Duke, Princeton, Florida State, Columbia, Ole Miss*

USA Today/WBCA Coaches Top 25 Feb. 27

- | | |
|-------------------------|----------------------|
| 1) South Carolina* (32) | 14) Kansas State |
| 2) Ohio State | 15) Colorado |
| 3) Texas | 16) Oregon State |
| 4) Virginia Tech | 17) Notre Dame |
| 5) Stanford | 18) Utah |
| 6) Iowa | 19) Syracuse |
| 7) LSU* | 20) Creighton |
| 8) UCLA | 21) Baylor |
| 9) Southern Cal | 22) Oklahoma |
| 10) UConn | 23) Louisville |
| 11) NC State* | 24) UNLV |
| 12) Indiana | 25) West Virginia |
| 13) Gonzaga | *Vanderbilt Opponent |

Received Votes: Princeton, Fairfield*, Duke, Saint Joseph's, Ball State, Michigan State, Kansas, Richmond, Tennessee*



TELEVISION/RADIO ROSTER



2 Jada Brown
G // 5-8 // So.
Bentonville, Ark.
Bentonville HS



3 Jordyn Cambridge
G // 5-9 // Gr.
Nashville, Tenn.
Ensworth HS



4 Madison Greene
G // 5-6 // Fr.
Columbus, Ohio
Pickerington Central HS



5 Rynne Allen
G // 6-1 // So.
Warminster, Pa.
Archbishop Wood



10 Bailey Gilmore
F // 6-3 // Fr.
Midway, Ga.
Bradwell Ins




11 Jordyn Oliver
G // 5-10 // Gr.
Prosper, Texas
Duke



12 Khamil Pierre
F // 6-2 // Fr.
Queen Creek, Ariz.
Perry HS



13 Justine Pissott
G/F // 6-4 // So.
Toms River, N.J.
Tennessee



14 Aiyana Mitchell
F // 6-4 // Fr.
Fountain, Colo.
Fountain-Ft. Carson HS



21 Bella LaChance
G // 5-6 // Sr.
Davie, Fla.
St. Thomas Aquinas HS



23 Iyana Moore
G // 5-8 // Jr.
Murfreesboro, Tenn.
Blackman HS



24 Aga Makurat
G // 6-2 // Fr.
Sierakowice, Poland
Sopocka Akademia Tenisowa



35 Sacha Washington
F // 6-2 // Jr.
Lawrenceville, Ga.
Collins Hill HS

COACHING STAFF




Shea Ralph
Head Coach
3rd Season



Tom Garrick
Associate Head Coach
3rd Season



Ashley Earley
Assistant Coach
3rd Season



Kevin DeMillie
Assistant Coach
3rd Season



PLAYER QUICK NOTES



2 JADA BROWN

(jay-duh)
Bentonville, Ark.
Bentonville HS
G // 5-8 // So.

- 2022-23 SEC First-Year Academic Honor Roll
- Scored career-high 12 points vs. No. 13/11 NC State (11/24/22) after going 4 of 4 from 3-point range
- Recorded 10 points in a home matchup against LSU (02/23/23)
- Has made 22 career starts at Vanderbilt

Stat table for Jada Brown with columns for Season, Team, GP-GS, MIN/AVG, FG-FGA, 3FG-3FGA, FT-FTA, Rebounds, PF-FO, A, TO, BLK, STL, PTS, AVG.



3 JORDYN CAMBRIDGE

Nashville, Tenn.
Ensworth HS
G // 5-9 // Gr.

- Ranks 3rd in NCAA Division I in Steals with 102
- Posted Six Double-Doubles this season
- Collected 3 or more steals in 22 games during the 2023-24 season
- Recorded the second-ever triple-double at the SEC Tourney w/ 15-reb, 13-pt, 10-ast vs. Texas A&M on March 2, 2022

Stat table for Jordyn Cambridge with columns for Season, Team, GP-GS, MIN/AVG, FG-FGA, 3FG-3FGA, FT-FTA, Rebounds, PF-FO, A, TO, BLK, STL, PTS, AVG.



4 MADISON GREENE

Columbus, Ohio
Pickerington Central HS
G // 5-6 // Fr.

- Will miss the rest of the 2023-24 Season Due to Injury
- Scored a Career-High 17 pts vs. La Tech on Dec. 3
- Ohio High School Basketball Coaches Association Division I Player of the Year (2023)
- Miss. Ohio Basketball finalist (2023)

Stat table for Madison Greene with columns for Season, Team, GP-GS, MIN/AVG, FG-FGA, 3FG-3FGA, FT-FTA, Rebounds, PF-FO, A, TO, BLK, STL, PTS, AVG.



5 RYANNE ALLEN

(Ryan)
Warminster, Pa.
Archbishop Wood
G // 6-1 // So.

- Dished out a career-best 4 ast vs. Kennesaw St. & Fairfield
- Two-time SEC Freshman of the Week (12.13.22, 2.14.23)
- Scored career-best 17 points in her second collegiate game against Samford
- Ranked No. 82 in 2022 Class by ESPN HoopGurlz

Stat table for Ryanne Allen with columns for Season, Team, GP-GS, MIN/AVG, FG-FGA, 3FG-3FGA, FT-FTA, Rebounds, PF-FO, A, TO, BLK, STL, PTS, AVG.



10 BAILEY GILMORE

Midway, Ga.
Bradwell Institute
F // 6-3 // Fr.

- Redshirting during the 2023-24 season
- 2023 McDonald's All-American Game Nominee
- Averaged 12.4 points and 9.1 rebounds per game as a HS senior
- Collected seven double-doubles during her HS senior season

Stat table for Bailey Gilmore with columns for Season, Team, GP-GS, MIN/AVG, FG-FGA, 3FG-3FGA, FT-FTA, Rebounds, PF-FO, A, TO, BLK, STL, PTS, AVG.



11 JORDYN OLIVER

Prosper, Texas
Prosper HS/Baylor/Duke
G // 5-10 // Gr.

- Collected a Double-Double with 15 pts & 10 reb vs. Western Kentucky
- Started in 23 games in this season
- Played for Duke during the 2022-23 season
- Averaging a Career-Best 5.3 PPG & 5.0 RPG at Vanderbilt

Stat table for Jordyn Oliver with columns for Season, Team, GP-GS, MIN/AVG, FG-FGA, 3FG-3FGA, FT-FTA, Rebounds, PF-FO, A, TO, BLK, STL, PTS, AVG.



12 KHAMIL PIERRE

(Kah-Meal)
Queen Creek, Ariz.
Perry HS
F // 6-2 // Fr.

- Scored Career-Best 28 Pts at Georgia on Feb. 11
- Arizona's Gatorade Player of the Year (2023)
- Averaging 10.7 ppg in SEC Games
- School Record 4-Time SEC Freshman of the Week (Jan. 2/Jan. 16/Feb.13/Feb. 20)

Stat table for Khamil Pierre with columns for Season, Team, GP-GS, MIN/AVG, FG-FGA, 3FG-3FGA, FT-FTA, Rebounds, PF-FO, A, TO, BLK, STL, PTS, AVG.



13 JUSTINE PISSOTT

(Pih-Sot)
Toms River, N.J.
Red Bank Catholic/Tennessee
G/F // 6-4 // So.

- Made her first career start vs. Fairfield on Nov. 12, 2023
- First-known player to transfer to Vanderbilt from Tennessee
- Leads the team with 47 3-Point FGs
- 11-ranked overall player, No. 2 wing, in the 2022 espnW Top 100
- Ranked as a five star prospect by espnW

Stat table for Justine Pissott with columns for Season, Team, GP-GS, MIN/AVG, FG-FGA, 3FG-3FGA, FT-FTA, Rebounds, PF-FO, A, TO, BLK, STL, PTS, AVG.



14 AIYANA MITCHELL

(eye-on-uh)
Fountain, Colo.
Fountain-Fort Carson HS
F // 6-4 // Fr.

- Pulled down 4 reb & scored 2 pts vs. Alabama State
- Named second team all-state by the Colorado High School Athletic Association (2023)
- Collected 20 double-doubles during her prep career
- Scored a career-high 42 points in a prep game

Stat table for AiYana Mitchell with columns for Season, Team, GP-GS, MIN/AVG, FG-FGA, 3FG-3FGA, FT-FTA, Rebounds, PF-FO, A, TO, BLK, STL, PTS, AVG.




21 BELLA LaCHANCE

Davie, Fla.
St. Thomas Aquinas
G // 5-6 // Sr.

- 2022-23 College Sports Communicators Academic All-District
- Two-Time SEC Community Service Team (2021-22 & 2023-24)
- Three-Time SEC Academic Honor Roll (2020-21/2021-22/2022-23)
- Made 23 career collegiate starts

Stat table for Bella LaChance with columns for Season, Team, GP-GS, MIN/AVG, FG-FGA, 3FG-3FGA, FT-FTA, Rebounds, PF-FO, A, TO, BLK, STL, PTS, AVG.



23 IYANA MOORE

(eye-on-uh)
Murfreesboro, Tenn.
Blackman HS
G // 5-8 // Jr.

- Scored a career-high 37 pts at Kentucky on Jan. 11, 2024
- Scored 20 or more points in 6 games
- Averaging 16.9 ppg in SEC games
- Set the program record for 3-pointers made per game with nine against Alabama State

Stat table for Iyana Moore with columns for Season, Team, GP-GS, MIN/AVG, FG-FGA, 3FG-3FGA, FT-FTA, Rebounds, PF-FO, A, TO, BLK, STL, PTS, AVG.




24 AGA MAKURAT

(Ah-guh, Mock-Ew-Rah)
Sierakowice, Poland
Sopocka Akademia Tenisowa
F // 6-2 // Fr.

- Scored a career-best 18 pts & hit 5 3-pt FGs vs. Western Kentucky
- Started the first two games of her collegiate career
- Member of Poland's national women's basketball program
- A top-15 international recruit in the Class of 2023 by WorldWide Hoops

Stat table for Aga Makurat with columns for Season, Team, GP-GS, MIN/AVG, FG-FGA, 3FG-3FGA, FT-FTA, Rebounds, PF-FO, A, TO, BLK, STL, PTS, AVG.



35 SACHA WASHINGTON

(Sah-Shuh)
Lawrenceville, Ga.
Collins Hill HS
F // 6-2 // Jr.

- Scored a career-best 33 points vs. Louisiana Tech on Dec. 3
- Collected a team-best six double-doubles
- Pulled down a career-best 17 rebs vs. Fairfield on Nov. 12, 2023
- 2021-22 SEC All-Freshman Team

Stat table for Sacha Washington with columns for Season, Team, GP-GS, MIN/AVG, FG-FGA, 3FG-3FGA, FT-FTA, Rebounds, PF-FO, A, TO, BLK, STL, PTS, AVG.





DORE NOTES

GAME COVERAGE

Sunday's contest will stream live at 1 p.m. on SEC Network+. Fans can listen to the game on the Vanderbilt Commodores app or on 94.9 The Fan in the Nashville area.

NET RANKING

Vanderbilt holds a NET ranking of 56 coming into Sunday's game. The Commodores have the ninth-best NET ranking in the SEC entering conference play. The NET is an evaluation tool used by the NCAA Tournament Selection Committee to determine seeding and at-large bids.

A TANGIBLE IMPROVEMENT

Vanderbilt's 21 wins this season marks a nine-win improvement from last year's win total of 12. That is the second-largest improvement in win total from year-to-year in program history. The largest improvement in wins from one season to the next in program history is 11, which came during the 1983-84 team's 23-win campaign.

GOING FOR WIN NO. 22

Vanderbilt comes into Sunday's game with 21 wins on the year. That is the most wins in a season for the Commodores under third-year Shea Ralph, while it is the 28th time in program history that Vanderbilt has won 20 or more games in a season. The last time came during the 2012-13 campaign when the Dore collected 21 wins. The Commodores head into the regular season finale looking for 22 wins in a season for the first time since the 2011-12's 23-win campaign.

MOVING UP THE STEALS LIST

Jordyn Cambridge's 336 career steals are the second-most in program history. The guard needs three more steals to move past Deborah Denton (338; 1986-89) for first on the list.

CLOSING IN ON 1,000 CAREER POINTS

Graduate student Jordyn Cambridge needs three more points to join Vanderbilt's 1,000-point club. The sixth-year player has currently scored 997 points over 116 games as a Commodore. When she hits the mark, Cambridge will become the 40th Vanderbilt women's basketball player to score 1,000 career points.

RACKING UP THE SEC WINS

Vanderbilt goes into the final regular season game sporting an 8-7 mark in SEC play. The eight conference wins are the most the program has won since winning nine games during the 2012-13 season. The Commodores have set a program record for most SEC road wins in a season with six this year.

PICKING THEIR POCKETS

Vanderbilt is third in the SEC in steals per game at 10.1. Vandy's 10.1 steals per game average is also 45th-best nationally. Graduate student Jordyn Cambridge paces the SEC in steals with 102. Cambridge's 102 total steals are third-most in NCAA Division I this season.

MOORE PRODUCTION IN SEC PLAY

Junior Iyana Moore is averaging 16.9 points per game in SEC play and is the eighth-best scoring average in conference games this season. Her career-high 37 points scored at Kentucky on Jan. 11 are the most points scored in an SEC game this season. The guard has also scored double-digit points in 14 of her last 17 games.

SHOOTING EFFICIENCY

Graduate student Jordyn Oliver is shooting 58.9% (67-of-113) from the field this season, which would be the second-best in the SEC if she had enough shot attempts to qualify.

PIERRE'S RECORD-SETTING SEC FRESHMAN OF THE WEEK HONOR

On Feb. 20, Khamil Pierre was named SEC Freshman of the Week for a program-record fourth time. It was the second-straight week that Pierre was named SEC Freshman of the Week, as she averaged 5.5 points, 7.0 rebounds, and 2.0 steals in a pair of games last week. The forward scored 11 points and pulled down a game-high eight rebounds at Texas A&M to help the Commodores pick up their first win over the Aggies in College Station since Nov. 18, 1997.

TOP-10 WATCH

VANDY ALL-TIME STEALS LIST

| NO. | STL | PLAYER NAME | YEARS |
|-----|------------|-------------------------|-------------------|
| 1. | 338 | DEBORAH DENTON | 1986-89 |
| 2. | 336 | JORDYN CAMBRIDGE | 2019-Pres. |
| 3. | 293 | KAREN BOOKER | 1984-87 |
| 4. | 286 | DONNA ATKINSON | 1983-86 |
| 5. | 277 | CATHY BENDER | 1979-82 |
| 6. | 263 | JADE HUNTINGTON | 1989-92 |
| 7. | 241 | DEE DAVIS | 2004-07 |
| 8. | 235 | JACKIE COWAN | 1983-86 |
| 9. | 221 | JENNIFER RISPER | 2006-09 |
| 10. | 218 | RHONDA BLADES | 1992-95 |

ACTIVE LEADERS

VANDY ALL-TIME POINTS

| NO. | PTS | PLAYER NAME | YEARS |
|-----|------------|-------------------------|-------------------|
| 10. | 1,618 | JASMINE LISTER | 2011-14 |
| | 997 | JORDYN CAMBRIDGE | 2019-Pres. |
| | 950 | SACHA WASHINGTON | 2021-Pres. |

VANDY ALL-TIME REBOUNDS

| NO. | REB | PLAYER NAME | YEARS |
|-----|------------|-------------------------|-------------------|
| 10. | 822 | CHANTELLE ANDERSON | 2000-03 |
| | 664 | SACHA WASHINGTON | 2021-Pres. |

VANDY ALL-TIME ASSISTS

| NO. | AST | PLAYER NAME | YEARS |
|-----|------------|-------------------------|-------------------|
| 9. | 444 | ALLISON FLOYD | 1978-81 |
| 10. | 421 | JORDYN CAMBRIDGE | 2019-Pres. |

VANDY ALL-TIME BLOCKS

| NO. | BLK | PLAYER NAME | YEARS |
|-----|------------|-------------------------|-------------------|
| 10. | 112 | HARRIET BRUMFIELD | 1982-85 |
| | 105 | SACHA WASHINGTON | 2021-Pres. |

VANDY ALL-TIME FIELD GOALS MADE

| NO. | FGM | PLAYER NAME | YEARS |
|-----|------------|-------------------------|-------------------|
| 10. | 625 | SHERI SAM | 1992-96 |
| | 377 | SACHA WASHINGTON | 2021-Pres. |
| | 356 | JORDYN CAMBRIDGE | 2019-Pres. |

VANDY ALL-TIME 3-PT MADE

| NO. | 3PM | PLAYER NAME | YEARS |
|-----|------------|--------------------|-------------------|
| 10. | 171 | RHONDA BLADES | 1992-95 |
| | 122 | IYANA MOORE | 2021-Pres. |

VANDY ALL-TIME FREE THROWS MADE

| NO. | FTM | PLAYER NAME | YEARS |
|-----|------------|-------------------------|-------------------|
| 10. | 298 | ASHLEY MCELHINEY | 2000-03 |
| | 215 | JORDYN CAMBRIDGE | 2019-Pres. |
| | 196 | SACHA WASHINGTON | 2021-Pres. |



DORE NOTES

LONG RANG OPTIONS

Vanderbilt has six players that have hit 10 or more 3-pointers this season. Sophomore Justine Pissott leads the team with 47 made 3-pointers, while junior Iyana Moore is just behind her with 46. Graduate student Jordyn Cambridge has made a career-high 40 made 3-point field goals. Freshman Aga Makurat has hit 29 3-point field goals and sophomore RYANNE ALLEN has drilled 15 3-pointers. Freshman Madison Greene sank 10 3-pointers on the year before her season-ending injury vs. Lipscomb on Dec. 17.

CHRISTINA FOGGIE NAMED 2024 SEC LEGEND

The SEC announced that Vanderbilt women's basketball great Christina Foggie will be one of 14 SEC Legends honored at the 2024 SEC Women's Basketball Tournament. One of the most decorated women's basketball players in Vanderbilt history, Christina Foggie stands as Vanderbilt's seventh-leading scorer with 1,743. As a senior, she was named a WBCA All-American Honorable Mention after leading the SEC in scoring with 19 points per game. Foggie was selected 24th overall by the Minnesota Lynx in the 2014 WNBA Draft. She has held the position of women's basketball Chief of Staff at Vanderbilt since 2021.

WATCH OUT FOR CAMBRIDGE

Graduate student Jordyn Cambridge was one of 15 NCAA Division I women's basketball players selected to the Naismith Defensive Player of the Year Mid-Season Team. The guard leads the SEC and ranks second nationally in steals with 91, while her 3.6 steals per game average also paces the conference and is third-best nationally this season.

MOVING INTO THE TOP 10

Graduate student Jordyn Cambridge's 421 career assists puts at No. 10 on Vanderbilt's all-time assists list. She is 23 assists away from moving into ninth place, which is currently held by Allison Floyd (444; 1978-81).

GAME-BY-GAME STARTERS

| Team | G | G | G | F | F | Result |
|--------------------|-----------|--------|---------|---------|------------|----------|
| Kennesaw State | Cambridge | Oliver | Moore | Makurat | Washington | W, 98-51 |
| at UT Martin | Cambridge | Oliver | Moore | Makurat | Washington | W, 70-68 |
| Fairfield | Cambridge | Oliver | Moore | Pissott | Washington | W, 73-70 |
| Western Kentucky | Cambridge | Oliver | Moore | Pissott | Washington | W, 77-74 |
| Alabama State | Cambridge | Oliver | Moore | Pissott | Washington | W, 88-42 |
| vs. Iowa State | Cambridge | Oliver | Moore | Pissott | Washington | W, 68-53 |
| vs. Northern Iowa | Cambridge | Oliver | Moore | Pissott | Washington | W, 68-64 |
| at NC State | Cambridge | Oliver | Moore | Pissott | Washington | L, 62-70 |
| Louisiana Tech | Cambridge | Oliver | Moore | Pissott | Washington | W, 71-63 |
| at Butler | Cambridge | Oliver | Moore | Pissott | Washington | W, 51-39 |
| Lipscomb | Cambridge | Oliver | Moore | Pissott | Washington | W, 72-50 |
| Dayton | Cambridge | Oliver | Moore | Pissott | Washington | W, 70-53 |
| FDU | Cambridge | Oliver | Moore | Makurat | Washington | W, 73-41 |
| Radford | Cambridge | Moore | Pissott | Pierre | Washington | W, 80-53 |
| at Mississippi St. | Cambridge | Oliver | Moore | Pissott | Washington | W, 71-66 |
| Florida | Cambridge | Oliver | Moore | Pissott | Washington | W, 63-57 |
| at Kentucky | Cambridge | Oliver | Moore | Pissott | Washington | W, 95-73 |
| Missouri | Cambridge | Oliver | Moore | Pissott | Washington | L, 63-65 |
| Auburn | Cambridge | Oliver | Moore | Pissott | Washington | W, 53-50 |
| at Tennessee | Cambridge | Oliver | Moore | Pissott | Washington | L, 64-73 |
| at South Carolina | Cambridge | Oliver | Moore | Pissott | Washington | L, 74-91 |
| Ole Miss | Cambridge | Oliver | Moore | Pissott | Washington | L, 61-67 |
| Alabama | Cambridge | Oliver | Moore | Pissott | Washington | L, 66-74 |
| LSU | Cambridge | Oliver | Moore | Pierre | Washington | L, 62-85 |
| at Georgia | Cambridge | Moore | Pissott | Pierre | Washington | W, 61-55 |
| at Texas A&M | Cambridge | Moore | Pissott | Pierre | Washington | W, 49-45 |
| Tennessee | Cambridge | Moore | Pissott | Pierre | Washington | L, 61-86 |
| at Arkansas | Cambridge | Moore | Pissott | Pierre | Washington | W, 62-53 |
| at Missouri | Cambridge | Moore | Pissott | Pierre | Washington | W, 68-61 |

LINEUP RECORDS

| | |
|---|------|
| Cambridge/Oliver/Moore/Makurat/Washington | 3-0 |
| Cambridge/Oliver/Moore/Pissott/Washington | 13-6 |
| Cambridge/Moore/Pissott/Pierre/Washington | 5-1 |
| Cambridge/Oliver/Moore/Pierre/Washington | 0-1 |

STAT SUPERLATIVES

MOST GAMES PLAYED

116, JORDYN CAMBRIDGE

MOST GAMES STARTED

92, JORDYN CAMBRIDGE

MOST CONSECUTIVE GAMES PLAYED

95, SACHA WASHINGTON

MOST CONSECUTIVE GAMES STARTED

67, SACHA WASHINGTON

GAMES WITH DOUBLE-FIGURE SCORING

| | 2023-24 | CAREER |
|------------------------------|---------|--------|
| JORDYN CAMBRIDGE | 19 | 50 |
| IYANA MOORE | 18 | 40 |
| SACHA WASHINGTON | 17 | 47 |
| KHAMIL PIERRE | 11 | 11 |
| JUSTINE PISSOTT ^A | 5 | 6 |
| JORDYN OLIVER [*] | 3 | 10 |
| MADISON GREENE | 3 | 3 |
| AGA MAKURAT | 3 | 3 |
| RYANNE ALLEN | -- | 6 |
| JADA BROWN | -- | 2 |

GAMES WITH DOUBLE-FIGURE REBOUNDING

| | 2023-24 | CAREER |
|----------------------------|---------|--------|
| SACHA WASHINGTON | 7 | 23 |
| JORDYN CAMBRIDGE | 6 | 11 |
| JORDYN OLIVER [*] | 2 | 3 |
| KHAMIL PIERRE | 3 | 3 |

GAMES WITH A DOUBLE-DOUBLE

| | 2023-24 | CAREER |
|----------------------------|---------|--------|
| SACHA WASHINGTON | 6 | 19 |
| JORDYN CAMBRIDGE | 6 | 11 |
| KHAMIL PIERRE | 3 | 3 |
| JORDYN OLIVER [*] | 1 | 3 |

GAMES WITH A TRIPLE-DOUBLE

| | 2023-24 | CAREER |
|------------------|---------|--------|
| JORDYN CAMBRIDGE | -- | 1 |

20-POINT SCORING GAMES

| | 2023-24 | CAREER |
|------------------|---------|--------|
| IYANA MOORE | 6 | 10 |
| JORDYN CAMBRIDGE | 4 | 6 |
| SACHA WASHINGTON | 3 | 6 |
| KHAMIL PIERRE | 1 | 1 |

30-POINT SCORING GAMES

| | 2023-24 | CAREER |
|------------------|---------|--------|
| IYANA MOORE | 1 | 2 |
| SACHA WASHINGTON | 1 | 1 |

CURRENT DOUBLE-DIGIT SCORING STREAK

3, I. MOORE/S. WASHINGTON

CONSECUTIVE GAMES WITH A 3-POINTER

5, JUSTINE PISSOTT

CONSECUTIVE GAMES WITH AN ASSIST

83, JORDYN CAMBRIDGE

CONSECUTIVE GAMES WITH A BLOCK

2, IYANA MOORE

CONSECUTIVE GAMES WITH A STEAL

7, IYANA MOORE



DORE NOTES

CAMBRIDGE JOINS RARE COMPANY

Graduate student Jordyn Cambridge is just one of two players in program history to record 400 assists and 300 steals during their Vanderbilt career. The guard has collected 421 assists and 336 steals at Vanderbilt. Cambridge joins Deborah Denton as the only Commodores to accomplish the feat. Denton had 445 assists and a school-record 338 steals in 117 games during her Vanderbilt career.

TIGER QUEEN

All three of Khamil Pierre's double-doubles this season have come against the Tiger schools of the SEC. The 6-2 freshman recently posted her third double-double of the season in the Feb. 8 matchup against LSU with a 13-point, 11-rebound effort. Pierre recorded her first collegiate double-double against the Tigers of Missouri on Jan. 14, as she scored 16 points and pulled a career-high 12 rebounds. Pierre followed that up with her second collegiate double-double just four days later on Jan. 18, with a career-high 17 points and 10 rebounds against Auburn.

SHARING THE BALL

The Commodores have been dishing out the assists this season. Vanderbilt's 14.6 assists per game ranks sixth-best in the SEC, while it is 85th nationally. Graduate student Jordyn Cambridge's 4.5 assists per game is the 74th-best average in NCAA Division I, while it is fourth-best in the SEC. Her 130 assists are the fourth-most in the SEC and ranks 59th nationally.

MASTER THIEF

Graduate student Jordyn Cambridge leads the SEC in steals with 102, which is the third-most in NCAA Division I this season. Cambridge's 102 steals this season are the fifth-most in a single season in program history. Her 3.5 steals per game also paces the SEC and is the third-best steals per game average in the nation.

ASSIST-TO-TURNOVER RATIO

The Commodores' assist-to-turnover ratio is 78th best in NCAA Division I at 1.02. Graduate student Jordyn Cambridge is seventh in the SEC, and 95th nationally, at 1.76.

PRODUCTION OFF THE BENCH

Freshman Aga Makurat's scored 18 points off the bench at No. 1 South Carolina on Jan. 28. It is the most points that a freshman has scored against the Gamecocks in a reserve role this season.

EXPERIENCED BACKCOURT

Vanderbilt's starting backcourt features a pair of players who have logged over 100 career games at the NCAA Division I level. Graduate student Jordyn Cambridge has played in 116 games in her Vanderbilt career, while fellow graduate student Jordyn Oliver, who is in her first year with the Dores after transferring from Duke, has logged 109 career games.

100 CAREER BLOCKS

Junior Sacha Washington recently recorded her 100th career block, as she has collected 105 as a Commodores. Washington is seven blocks away from breaking into the top 10 on Vanderbilt's all-time blocks list. Her 41 blocks are the eighth-most in the SEC and ranks 48th nationally.

SEC FRESHMAN OF THE WEEK (2X)

On Jan. 16, Khamil Pierre was named the SEC Freshman of the Week for the second time this season. Pierre averaged 16.0 points and 9.0 rebounds per game in a pair of SEC contests against Kentucky and Missouri. The 6-2 freshman opened this week by scoring a career-high 17 points and collecting 10 rebounds in Thursday's 53-50 win over Auburn to record her second-straight double-double.

MOORE'S CAREER NIGHT

Junior Iyana Moore scored a career-high 37 points in the 95-73 win at Kentucky on Jan. 11. The guard shot a blistering 82.4 percent, as she went 14-of-17 from the floor at Rupp Arena. Moore also added a season-high seven assists to her stat line at Kentucky, as she contributed to 54.7 percent of Vanderbilt's 95 points scored against the Wildcats. Her 37 points scored at Kentucky are the most points scored by a player in an SEC game this season.

MS. 300

Jordyn Cambridge recently became just the second Vanderbilt women's basketball player to collect 300 or more steals in their career with 336 career steals. She joins Deborah Denton (1986-89), who holds the school record with 338 career steals.

LENDING A HAND

Vanderbilt dished out a season-best 29 assists in the win at Kentucky on Jan. 11. Graduate student Jordyn Cambridge handed out a career-best 12 assists en route to a double-double performance at Rupp Arena. It is the second time that Nashville, Tennessee, native has had double-digit assists in a game, with the first occurrence coming during Cambridge's triple-double performance against Texas A&M in the first round of the 2022 SEC Tournament.

CO-SEC FRESHMAN OF THE WEEK

Khamil Pierre was named the SEC Co-Freshman of the Week for the week of Jan. 2. The Queen Creek, Arizona, native averaged 10.5 points and 6.0 rebounds in a pair of Commodore wins over Fairleigh Dickinson and Radford. It is the first SEC weekly honor for Pierre, while she is the first Vanderbilt women's basketball player to earn a conference weekly accolade this season.

SUCCESS AGAINST NONCONFERENCE TEAMS

The Commodores have won 15 of their last 16 games against nonconference teams. The lone loss during this stretch is an eight-point loss at No. 5/10 NC State back on Nov. 29. Vanderbilt is 33-12 against non-SEC teams under head coach Shea Ralph.

DOUBLE-DOUBLE DUO

Graduate student Jordyn Cambridge and junior Sacha Washington each collected a double-double in the same game for the second time this season against Dayton. Cambridge scored 22 points and pulled down 10 rebounds, while Washington grabbed 15 caroms to go along with 11 points. The duo also had a double-double at UT Martin back on Nov. 9.

30-POINT PERFORMANCE

Junior Sacha Washington posted her first 30-point performance at any level in the win over Louisiana Tech on Dec. 3, as she scored a career-high 33 points. The 6-2 forward became the first Commodore to have a 30-plus-point performance since Cijaja Harbison's 41-point effort against Texas A&M on Jan. 29, 2023. It is Washington's sixth career game scoring 20 or more points, three of which have come this season. Washington leads Vanderbilt in scoring this season at 16.8 points per game.

ESPN.COM TEAM OF THE WEEK

ESPN.com named the Vanderbilt women's basketball team its Team of the Week on Nov. 27 after going undefeated at the South Point Thanksgiving Shootout.

CAMBRIDGE'S PUTTING UP THE POINTS

Graduate student Jordyn Cambridge scored a career-best 28 points in the win over Northern Iowa to close out the South Point Thanksgiving Shootout. It was Cambridge's third career game with 20-plus points.

BIG THREE

Vanderbilt had three players collect a double-double in the 77-74 win over Western Kentucky. Graduate student Jordyn Cambridge had a 13-rebound, 11-point performance, while fellow graduate student Jordyn Oliver posted 15 points and 10 rebounds. Junior Sacha Washington collected her third-straight double-double in the win over the Hilltoppers with a 16-point, 10-rebound effort.





DORE NOTES

PACING THE SEC

Jordyn Cambridge is the SEC's active leader in steals with 336. The 5-9 guard also has the second-most assists among active SEC players with 421 career assists.

DOUBLE TROUBLE

Junior Sacha Washington and Jordyn Cambridge each recorded a double-double in the win at UT Martin. Washington had a game-high 18 points and 10 rebounds against the Skyhawks, while Cambridge collected 16 points and a game-best 12 caroms.

Washington and Cambridge were also the last two Commodores to record a double-double in the same game before Thursday's performance. The last time they accomplished the feat was March 2, 2022, against Texas A&M in the first round of the SEC Tournament. Cambridge recorded a triple-double with 15 rebounds, 12 points, and 10 assists against the Aggies, while Washington had 12 points and 10 caroms.

OFFENSIVE BARRAGE

The Commodores put up the most points in the Shea Ralph era in Monday's season opener, as Vanderbilt scored 98 points in the 47-point win over Kennesaw State. The 98 points are also the most Vandy has scored in a season-opening game since putting up 102 points against Saint Francis (Pa.) to open the 2004-05 campaign.

IMMEDIATE IMPACT

A total of six players made their Vanderbilt debut in the season-opening win against Kennesaw State. The group made an immediate impact for the Commodores, as they scored a combined 51 points. Freshman Khamil Pierre led the newcomers with 14 points, while Justine Pissott, a transfer from Tennessee, tallied 12 points. Freshman Madison Greene came off the bench and scored nine points, while freshman Aga Makurat and Duke transfer Jordyn Oliver, a transfer from Duke, each registered eight points in a starting role.

WELCOME BACK

Graduate student Jordyn Cambridge and junior Iyana Moore each had a double-digit scoring performance in their first game back from injury. Each player scored 11 points in the season-opening win against Kennesaw State, which was their first game played for Vanderbilt in 592 days.

PRESEASON SEC HONORS FOR CAMBRIDGE

The media named graduate student Jordyn Cambridge to the 2023-24 Preseason All-SEC second team. The 5-9 guard returns after missing the 2022-23 season due to injury. The last time she was on the court, Cambridge averaged a career-best 10.7 points, 4.4 assists, and 3.9 steals per game during the 2021-22 campaign. The two-time All-SEC defensive team selection holds Vanderbilt's single-season record for steals, collecting 129 steals during the 2021-22 season.

RETURNING FIRE POWER

Vanderbilt has a pair of double-digit scorers returning to the roster that missed the 2022-23 season, with graduate student Jordyn Cambridge and junior Iyana Moore being granted a new bill of health this season. The duo averaged a combined 23.4 points per game in their last healthy season on the court in 2021-22. Moore chipped in 12.7 points per game en route to an All-SEC Freshman Team selection, while Cambridge was putting up 10.7 points per contest and earned a spot on the 2021-22 All-SEC Defensive Team. Junior Sacha Washington also brings back 11.1 points and a team-best 7.4 rebounds per game from a season ago.

A TRIPLE-DOUBLE THREAT

Graduate student Jordyn Cambridge is just one of two SEC players heading into the 2023-24 season that has recorded a triple-double in their career. Cambridge's triple-double performance came in the first round of the 2022 SEC Women's Basketball Tournament, where she had 15 rebounds, 13 points, and 10 assists vs. Texas A&M. She is just the second player in SEC history to post a triple-double at the SEC Tournament, joining Georgia's Terese Edwards Georgia (1986).

INCOMING TRANSFERS

Vanderbilt landed two players out of the transfer portal this offseason, as head coach Shea Ralph and the Commodores welcome in graduate student Jordyn Oliver from Duke and sophomore Justine Pissott from Tennessee. Both are former McDonald's All-American selections, with Oliver earning the honor back in 2019 and Pissott being selected to the 2022 team. Both players bring NCAA Tournament experience to Memorial Gym, as Oliver and Pissott helped their respective programs collect a win in last season's NCAA Tournament.

SEC PROJECTIONS

Vanderbilt will be out to prove the preseason prognosticators wrong this year. The Commodores were selected to finish 13th in the SEC Preseason Coaches Poll and 14th in the SEC Media Poll.



2023-24 STATISTICAL RANKINGS

| Statistic | RANKING | | |
|---|----------|-----|-------|
| | NCAA D-1 | SEC | Value |
| Assist/Turnover Ratio (349 ranked) | 78 | 5 | 1.02 |
| Assists Per Game (349 ranked) | 85 | 6 | 14.7 |
| Bench Points Per Game (349 ranked) | 182 | 8 | 17.7 |
| Blocks Per Game (349 ranked) | 114 | 9 | 3.5 |
| Field Goal Percentage (349 ranked) | 155 | 9 | 41.1 |
| Field Goal Percentage Defense (349 ranked) | 173 | 11 | 40.1 |
| Fouls Per Game (349 ranked) | 140 | 7 | 16.3 |
| Free Throw Attempts Per Game (348 ranked) | 177 | 12 | 16.34 |
| Free Throw Percentage (349 ranked) | 140 | 5 | 72.2 |
| Free Throws Made Per Game (349 ranked) | 166 | 11 | 11.79 |
| Rebound Margin (349 ranked) | 127 | 8 | 2.3 |
| Rebounds (Defensive) Per Game (349 ranked) | 205 | 12 | 24.7 |
| Rebounds (Offensive) Per Game (349 ranked) | 63 | 8 | 13.2 |
| Rebounds Per Game (349 ranked) | 122 | 10 | 37.90 |
| Scoring Defense (349 ranked) | 120 | 6 | 61.8 |
| Scoring Margin (349 ranked) | 91 | 8 | 7.0 |
| Scoring Offense (349 ranked) | 118 | 9 | 68.8 |
| Steals Per Game (349 ranked) | 45 | 3 | 10.1 |
| Three Point Attempts Per Game (349 ranked) | 128 | 5 | 20.5 |
| Three Point Percentage (349 ranked) | 118 | 6 | 32.3 |
| Three Point Percentage Defense (349 ranked) | 76 | 5 | 29.0 |
| Three Pointers Per Game (349 ranked) | 122 | 6 | 6.6 |
| Turnover Margin (349 ranked) | 53 | 3 | 3.21 |
| West Turnovers Forced Per Game (349 ranked) | 87 | 4 | 17.59 |
| Turnovers Per Game (349 ranked) | 90 | 3 | 14.4 |
| Winning Percentage (349 ranked) | 58 | 5 | 72.4 |

| Individual | RANKINGS | | |
|-------------------------|----------|-----|-------|
| | NCAA D-1 | SEC | Value |
| Jordyn Cambridge | | | |
| Assist/Turnover Ratio | 95 | 7 | 1.76 |
| Assists | 59 | 4 | 130 |
| Assists Per Game | 74 | 4 | 4.5 |
| Field Goal Attempts | 146 | 10 | 349 |
| Minutes Per Game | 81 | 2 | 34.62 |
| Steals | 3 | 1 | 102 |
| Steals Per Game | 3 | 1 | 3.52 |
| Sacha Washington | | | |
| Blocks | 67 | 8 | 41 |
| Blocks Per Game | 82 | 9 | 1.41 |
| Rebounds | 101 | 9 | 220 |
| Rebounds Per Game | 139 | 10 | 7.6 |
| Iyana Moore | | | |
| Free Throw Percentage | 83 | 4 | 82.4 |

2023-24 SEC PLAYERS OF THE WEEK

| Week | Player | Week | Player |
|-------|---------------------------|-------|-------------------------|
| 11-14 | Kamilla Cardoso, SC | 01-30 | Jerkaila Jordan, MSU |
| 11-21 | Madison Scott, UM | | Kamilla Cardoso, USC |
| | Raven Johnson, SC | 02-06 | Sarah Ashlee Barker, UA |
| 11-28 | Aneesah Morrow, LSU | | Jewel Spear, UT |
| 12-05 | Ajae Petty, UK | 02-13 | Angel Reese, LSU |
| 12-11 | Te-Hina PaoPao, SC | 02-20 | Madison Scott, MISS |
| 12-26 | Lauren Park-Lane, MSU | | Kamilla Cardoso, SC |
| 01-02 | Darrione Rogers, MSU | 02-27 | Angel Reese, LSU |
| 01-09 | Rickeya Jackson, UT | | |
| 01-16 | Honesty Scott-Grayson, AU | | |
| | Jessika Carter, MSU | | |
| 01-23 | Angel Reese, LSU | | |

2023-24 SEC FRESHMEN OF THE WEEK

| Week | Player | Week | Player |
|-------|------------------------|-------|------------------------|
| 11-14 | Savannah Scott, AU | 01-16 | Khamil Pierre, VU |
| 11-21 | Taliah Scott, ARK | 01-23 | Milaysia Fulwiley, SC |
| 11-28 | Essence Cody, ALA | | Mikaylah Williams, LSU |
| | Taliah Scott, ARK | 01-30 | Essence Cody, Ala |
| 12-05 | Taliah Scott, ARK | | Mjracle Sheppard, MSU |
| 12-11 | Taliah Scott, ARK | 02-06 | Milaysia Fulwiley, SC |
| 12-26 | Taliah Scott, ARK | 02-13 | Khamil Pierre, VU |
| 01-02 | Khamil Pierre, VU | 02-20 | Khamil Pierre, VU |
| | Quanirah Montague, MSU | 02-27 | Essence Cody, Ala |
| 01-09 | Mikaylah Williams, LSU | | |

LEADERS & MISCELLANEOUS STATS

| | | |
|------------------------------------|---------------------------------------|--|
| Leading Scorer - Season | Ind. High Points - Game | Largest Margin of Victory |
| Iyana Moore - 13.2 ppg | Iyana Moore - 37 pts | 47 pts - 98-51 |
| | (Jan. 11, 2024 - at Kentucky) | Nov. 6, 2023 - vs. Kennesaw State |
| Leader in FG% - Season | Ind. High Rebounds - Game | Largest Halftime Lead |
| Jordyn Oliver - 59.3% | Sacha Washington - 17 reb | 37 pts - 66-29 |
| Leader in FT% - Season | (Nov. 12, 2023 - Fairfield) | Nov. 6, 2023 - vs. Kennesaw State |
| Iyana Moore - 82.4% | Ind. High FT-M - Game | Largest Halftime Deficit |
| Leader in 3-P FG% - Season | Sacha Washington - 10 FTM (2x) | 19 pts - 39-20 |
| Justine Pissott - 38.5% | (Last: Nov. 20, 2023 - Alabama State) | Feb. 8, 2024 - vs. LSU |
| Leader in 3-P FG-M - Season | Ind. High 3-Pt FG-M - Game | Largest Vandy Lead |
| I. Moore/J. Pissott - 47 3-Pt FGM | Aga Makurat - 5 3-Pt FGM | 51 pts - 80-29 |
| Leading Rebounder - Season | (Nov. 15, 2023 - Western Kentucky) | Nov. 6, 2023 - vs. Kennesaw State |
| Sacha Washington - 7.6 rpg | Leader in Assists - Season | Largest Vandy Deficit |
| Leader in Assists - Season | Jordyn Cambridge - 4.5 avg | 26 pts - 62-36 |
| Jordyn Cambridge - 4.5 avg | Leader in Blocks - Season | Nov. 29, 2023 - at NC State |
| Leader in Blocks - Season | Sacha Washington - 1.4 bpg | 26 pts - 81-55 |
| Sacha Washington - 1.4 bpg | Leader in Steals - Season | Feb. 8, 2024 - vs. LSU |
| Leader in Steals - Season | Jordyn Cambridge - 3.5 spg | Longest Scoring Run |
| Jordyn Cambridge - 3.5 spg | 20-Pt Scoring Games | 19-0 |
| 20-Pt Scoring Games | Iyana Moore, 6 | Nov. 6, 2023 - vs. Kennesaw State |
| Iyana Moore, 6 | Jordyn Cambridge, 4 | Longest Opp. Scoring Run |
| Jordyn Cambridge, 4 | Sacha Washington, 3 | 14-0 |
| Sacha Washington, 3 | Khamil Pierre, 1 | Feb. 5, 2024 - Alabama |
| 30-Pt Scoring Games | Ind. High Steals - Game | Largest 1st Half Deficit in a Win |
| Iyana Moore, 1 | Sacha Washington - 8 stl | 9 pts - 9-0 |
| Sacha Washington, 1 | (Dec. 3, 2023 - Louisiana Tech) | Jan. 18, 2024 - vs. Auburn |
| | Jordyn Cambridge - 8 stl | Largest 2nd Half Deficit in a Win |
| | (Dec. 31, 2023 - Radford) | 12 |
| | | Nov. 9, 2023 - at UT Martin |

SCORING HIGH-LOW QUARTERS

Most 1st Quarter Points36 - vs. Alabama State
Nov. 20, 2023**Most 1st Quarter Points (SEC Games)**23 - at Kentucky
Jan. 11, 2024**Most 2nd Quarter Points**35 - vs. Kennesaw State
Nov. 6, 2023**Most 2nd Quarter Points (SEC Games)**31 - at Kentucky
Jan. 11, 2024**Most 3rd Quarter Points**30 - at Kentucky
Jan. 11, 2024**Most 3rd Quarter Points (SEC Games)**30 - at Kentucky
Jan. 11, 2024**Most 4th Quarter Points**26 - vs. NC State
Nov. 29, 2023**Most 4th Quarter Points (SEC Games)**25 - at South Carolina
Jan. 28, 2024**Fewest 1st Quarter Points**6 (2x) - Last: Auburn
Jan. 18, 2024**Fewest 1st Quarter Points (SEC Games)**6 - Auburn
Jan. 18, 2024**Fewest 2nd Quarter Points**8 - vs. Alabama State
Nov. 20, 2023**Fewest 2Q Points (SEC Games)**11 - at Texas A&M
Feb. 15, 2024**Fewest 3rd Quarter Points**9 - vs. Dayton
Dec. 20, 2023**Fewest 3rd Quarter Points (SEC Games)**10 - at Missouri
Feb. 29, 2024**Fewest 4th Quarter Points**11 - Missouri
Jan. 16, 2024**Fewest 4th Quarter Points (SEC Games)**11 - Missouri
Jan. 16, 2024



2023-24 OVERALL STATS

Game Records

| Record | Overall | Home | Away | Neutral |
|----------------|---------|------|------|---------|
| ALL GAMES | 21-8 | 11-5 | 8-3 | 2-0 |
| CONFERENCE | 8-7 | 2-5 | 6-2 | 0-0 |
| NON-CONFERENCE | 13-1 | 9-0 | 2-1 | 2-0 |

Score by Periods

| Team | 1st | 2nd | 3rd | 4th | OT | TOT |
|------------|-----|-----|-----|-----|----|------|
| Vanderbilt | 475 | 493 | 516 | 510 | 0 | 1994 |
| Opponents | 409 | 388 | 505 | 490 | 0 | 1792 |

Team Box Score

| No. | Player | | | | Total | | 3-Point | | F-Throw | | Rebounds | | | | | | | | | | | |
|------------------|-------------------|-----------|-------------|------|-----------------|-------------|----------------|-------------|----------------|-------------|------------|------------|-------------|-------------|------------|-----------|------------|------------|------------|------------|-------------|-------------|
| | | GP-GS | MIN | AVG | FG-FGA | FG% | 3FG-3FGA | 3FG% | FT-FTA | FT% | OFF | DEF | TOT | AVG | PF | DQ | A | TO | BLK | STL | PTS | AVG |
| 23 | MOORE, Iyana | 29-29 | 943:35 | 32.5 | 127-337 | .377 | 46-144 | .319 | 84-102 | .824 | 29 | 73 | 102 | 3.5 | 69 | 0 | 77 | 70 | 3 | 38 | 384 | 13.2 |
| 3 | CAMBRIDGE, Jordyn | 29-29 | 1004:07 | 34.6 | 122-349 | .350 | 40-144 | .278 | 71-95 | .747 | 50 | 127 | 177 | 6.1 | 73 | 3 | 130 | 74 | 6 | 102 | 355 | 12.2 |
| 35 | WASHINGTON, Sacha | 29-29 | 827:50 | 28.5 | 141-271 | .520 | 0-0 | .000 | 69-109 | .633 | 96 | 124 | 220 | 7.6 | 77 | 3 | 36 | 78 | 41 | 47 | 351 | 12.1 |
| 12 | PIERRE, Khamil | 29-7 | 530:08 | 18.3 | 95-223 | .426 | 2-9 | .222 | 58-83 | .699 | 54 | 92 | 146 | 5.0 | 74 | 2 | 20 | 44 | 12 | 27 | 250 | 8.6 |
| 4 | GREENE, Madison | 11-0 | 217:11 | 19.7 | 31-73 | .425 | 10-28 | .357 | 4-6 | .667 | 5 | 11 | 16 | 1.5 | 22 | 0 | 13 | 14 | 0 | 15 | 76 | 6.9 |
| 13 | PISSOTT, Justine | 29-25 | 594:02 | 20.5 | 71-197 | .360 | 47-122 | .385 | 9-13 | .692 | 12 | 50 | 62 | 2.1 | 48 | 1 | 21 | 34 | 14 | 9 | 198 | 6.8 |
| 11 | OLIVER, Jordyn | 28-23 | 738:18 | 26.4 | 67-113 | .593 | 1-2 | .500 | 14-21 | .667 | 49 | 90 | 139 | 5.0 | 37 | 0 | 79 | 40 | 7 | 28 | 149 | 5.3 |
| 24 | MAKURAT, Aga | 29-3 | 440:18 | 15.2 | 44-124 | .355 | 29-86 | .337 | 11-14 | .786 | 12 | 35 | 47 | 1.6 | 25 | 0 | 17 | 31 | 13 | 10 | 128 | 4.4 |
| 5 | ALLEN, Ryanne | 26-0 | 186:26 | 7.2 | 20-50 | .400 | 15-40 | .375 | 12-15 | .800 | 7 | 20 | 27 | 1.0 | 17 | 0 | 13 | 7 | 1 | 8 | 67 | 2.6 |
| 14 | MITCHELL, Aiyana | 14-0 | 58:08 | 4.2 | 6-11 | .545 | 0-0 | .000 | 2-4 | .500 | 4 | 7 | 11 | 0.8 | 10 | 0 | 0 | 3 | 4 | 0 | 14 | 1.0 |
| 2 | BROWN, Jada | 16-0 | 118:03 | 7.4 | 3-19 | .158 | 2-15 | .133 | 4-6 | .667 | 2 | 9 | 11 | 0.7 | 12 | 0 | 7 | 6 | 0 | 2 | 12 | 0.8 |
| 21 | LACHANCE, Bella | 20-0 | 141:54 | 7.1 | 3-11 | .273 | 0-4 | .000 | 4-6 | .667 | 2 | 14 | 16 | 0.8 | 9 | 0 | 14 | 4 | 1 | 8 | 10 | 0.5 |
| Team | | | | | | | | | | | 61 | 64 | 125 | | | | | 12 | | | | |
| Total | | 29 | 5800 | | 730-1778 | .411 | 192-594 | .323 | 342-474 | .722 | 383 | 716 | 1099 | 37.9 | 473 | 9 | 427 | 417 | 102 | 294 | 1994 | 68.8 |
| Opponents | | 29 | 5800 | | 661-1650 | .401 | 174-601 | .290 | 296-421 | .703 | 324 | 708 | 1032 | 35.6 | 486 | 12 | 351 | 510 | 85 | 206 | 1792 | 61.8 |

Team Statistics

| | VANDY | OPP |
|------------------------|-----------------|-----------------|
| Scoring | 1994 | 1792 |
| Points per game | 68.8 | 61.8 |
| Scoring margin | +7.0 | - |
| Field goals-att | 730-1778 | 661-1650 |
| Field goal pct | .411 | .401 |
| 3 point fg-att | 192-594 | 174-601 |
| 3-point FG pct | .323 | .290 |
| 3-pt FG made per game | 6.6 | 6.0 |
| Free throws-att | 342-474 | 296-421 |
| Free throw pct | .722 | .703 |
| F-Throws made per game | 11.8 | 10.2 |
| Rebounds | 1099 | 1032 |
| Rebounds per game | 37.9 | 35.6 |
| Rebounding margin | +2.3 | - |
| Assists | 427 | 351 |
| Assists per game | 14.7 | 12.1 |
| Turnovers | 417 | 510 |
| Turnovers per game | 14.4 | 17.6 |
| Turnover margin | +3.2 | - |
| Assist/turnover ratio | 1.0 | 0.7 |
| Steals | 294 | 206 |
| Steals per game | 10.1 | 7.1 |
| Blocks | 102 | 85 |
| Blocks per game | 3.5 | 2.9 |
| Winning streak | 2 | - |
| Home win streak | 0 | - |
| Attendance | 43740 | 57212 |
| Home games-Avg/Game | 16-2734 | 11-5201 |
| Neutral site-Avg/Game | - | 2-232 |

Team Results

| Date | Opponent | | Score | Att. |
|------------|--------------------|---|-------|-------|
| 11/06/2023 | Kennesaw St. | W | 98-51 | 2943 |
| 11/09/2023 | at UT Martin | W | 70-68 | 1987 |
| 11/12/2023 | Fairfield | W | 73-70 | 1886 |
| 11/15/2023 | Western Ky. | W | 77-74 | 1642 |
| 11/20/2023 | Alabama St. | W | 88-42 | 1612 |
| 11/24/2023 | vs Iowa St. | W | 68-53 | 235 |
| 11/25/2023 | vs UNI | W | 68-64 | 228 |
| 11/29/2023 | at NC State | L | 62-70 | 5500 |
| 12/03/2023 | Louisiana Tech | W | 71-63 | 1829 |
| 12/07/2023 | at Butler | W | 51-39 | 873 |
| 12/17/2023 | Lipscomb | W | 72-50 | 2258 |
| 12/20/2023 | Dayton | W | 70-53 | 1855 |
| 12/29/2023 | FDU | W | 73-41 | 1960 |
| 12/31/2023 | Radford | W | 80-53 | 1834 |
| 01/04/2024 | at Mississippi St. | W | 71-66 | 4261 |
| 01/07/2024 | Florida | W | 63-57 | 4737 |
| 01/11/2024 | at Kentucky | W | 95-73 | 3339 |
| 01/14/2024 | Missouri | L | 63-65 | 2560 |
| 01/18/2024 | Auburn | W | 53-50 | 1848 |
| 01/21/2024 | at Tennessee | L | 64-73 | 9088 |
| 01/28/2024 | at South Carolina | L | 74-91 | 18000 |
| 02/01/2024 | Ole Miss | L | 61-67 | 2106 |
| 02/05/2024 | Alabama | L | 66-74 | 2057 |
| 02/08/2024 | LSU | L | 62-85 | 6354 |
| 02/11/2024 | at Georgia | W | 61-55 | 3187 |
| 02/15/2024 | at Texas A&M | W | 49-45 | 3067 |
| 02/18/2024 | Tennessee | L | 61-86 | 6259 |
| 02/25/2024 | at Arkansas | W | 62-53 | 3839 |
| 02/29/2024 | at Missouri | W | 68-61 | 4071 |



2023-24 SEC STATS

Game Records

| Record | Overall | Home | Away | Neutral |
|----------------|---------|------|------|---------|
| ALL GAMES | 8-7 | 2-5 | 6-2 | 0-0 |
| CONFERENCE | 8-7 | 2-5 | 6-2 | 0-0 |
| NON-CONFERENCE | 0-0 | 0-0 | 0-0 | 0-0 |

Score by Periods

| Team | 1st | 2nd | 3rd | 4th | OT | TOT |
|------------|-----|-----|-----|-----|----|------|
| Vanderbilt | 208 | 236 | 271 | 258 | 0 | 973 |
| Opponents | 230 | 222 | 275 | 274 | 0 | 1001 |

Team Box Score

| No. | Player | | | | Total | | 3-Point | | F-Throw | | Rebounds | | | | | | | | | | | |
|------------------|-------------------|-----------|-------------|------|----------------|-------------|---------------|-------------|----------------|-------------|------------|------------|------------|-------------|------------|----------|------------|------------|-----------|------------|-------------|-------------|
| | | GP-GS | MIN | AVG | FG-FGA | FG% | 3FG-3FGA | 3FG% | FT-FTA | FT% | OFF | DEF | TOT | AVG | PF | DQ | A | TO | BLK | STL | PTS | AVG |
| 23 | MOORE, Iyana | 15-15 | 566:16 | 37.8 | 82-202 | .406 | 32-90 | .356 | 58-64 | .906 | 11 | 48 | 59 | 3.9 | 38 | 0 | 44 | 45 | 2 | 21 | 254 | 16.9 |
| 12 | PIERRE, Khamil | 15-6 | 337:49 | 22.5 | 58-137 | .423 | 2-9 | .222 | 43-59 | .729 | 29 | 65 | 94 | 6.3 | 43 | 1 | 11 | 28 | 5 | 16 | 161 | 10.7 |
| 3 | CAMBRIDGE, Jordyn | 15-15 | 521:43 | 34.8 | 52-178 | .292 | 16-77 | .208 | 28-39 | .718 | 16 | 53 | 69 | 4.6 | 45 | 3 | 66 | 44 | 3 | 38 | 148 | 9.9 |
| 35 | WASHINGTON, Sacha | 15-15 | 428:18 | 28.6 | 58-125 | .464 | 0-0 | .000 | 31-46 | .674 | 44 | 56 | 100 | 6.7 | 44 | 3 | 13 | 39 | 17 | 16 | 147 | 9.8 |
| 13 | PISSOTT, Justine | 15-14 | 320:56 | 21.4 | 35-92 | .380 | 25-63 | .397 | 0-0 | .000 | 5 | 32 | 37 | 2.5 | 23 | 1 | 8 | 22 | 8 | 7 | 95 | 6.3 |
| 11 | OLIVER, Jordyn | 15-10 | 395:08 | 26.3 | 30-54 | .556 | 0-1 | .000 | 6-9 | .667 | 24 | 43 | 67 | 4.5 | 25 | 0 | 38 | 23 | 3 | 16 | 66 | 4.4 |
| 24 | MAKURAT, Aga | 15-0 | 202:04 | 13.5 | 17-54 | .315 | 12-42 | .286 | 3-4 | .750 | 7 | 17 | 24 | 1.6 | 9 | 0 | 7 | 16 | 5 | 5 | 49 | 3.3 |
| 5 | ALLEN, RYANNE | 14-0 | 79:18 | 5.7 | 9-21 | .429 | 8-19 | .421 | 3-5 | .600 | 1 | 7 | 8 | 0.6 | 9 | 0 | 0 | 4 | 1 | 2 | 29 | 2.1 |
| 14 | MITCHELL, Aiyana | 6-0 | 31:16 | 5.2 | 4-5 | .800 | 0-0 | .000 | 1-2 | .500 | 2 | 2 | 4 | 0.7 | 6 | 0 | 0 | 1 | 3 | 0 | 9 | 1.5 |
| 2 | BROWN, Jada | 8-0 | 57:52 | 7.2 | 2-9 | .222 | 2-7 | .286 | 4-6 | .667 | 1 | 1 | 2 | 0.3 | 7 | 0 | 2 | 2 | 0 | 1 | 10 | 1.3 |
| 21 | LACHANCE, Bella | 12-0 | 59:21 | 4.9 | 1-3 | .333 | 0-1 | .000 | 3-4 | .750 | 0 | 6 | 6 | 0.5 | 6 | 0 | 4 | 1 | 0 | 1 | 5 | 0.4 |
| Team | | | | | | | | | | | 34 | 35 | 69 | | | | | 8 | | | | |
| Total | | 15 | 3000 | | 348-880 | .395 | 97-309 | .314 | 180-238 | .756 | 174 | 365 | 539 | 35.9 | 255 | 8 | 193 | 233 | 47 | 123 | 973 | 64.9 |
| Opponents | | 15 | 3000 | | 370-874 | .423 | 81-274 | .296 | 180-249 | .723 | 168 | 370 | 538 | 35.9 | 242 | 6 | 178 | 229 | 49 | 115 | 1001 | 66.7 |

Team Statistics

| | VANDY | OPP |
|------------------------|----------------|----------------|
| Scoring | 973 | 1001 |
| Points per game | 64.9 | 66.7 |
| Scoring margin | -1.9 | - |
| Field goals-att | 348-880 | 370-874 |
| Field goal pct | .395 | .423 |
| 3 point fg-att | 97-309 | 81-274 |
| 3-point FG pct | .314 | .296 |
| 3-pt FG made per game | 6.5 | 5.4 |
| Free throws-att | 180-238 | 180-249 |
| Free throw pct | .756 | .723 |
| F-Throws made per game | 12.0 | 12.0 |
| Rebounds | 539 | 538 |
| Rebounds per game | 35.9 | 35.9 |
| Rebounding margin | +0.1 | - |
| Assists | 193 | 178 |
| Assists per game | 12.9 | 11.9 |
| Turnovers | 233 | 229 |
| Turnovers per game | 15.5 | 15.3 |
| Turnover margin | -0.3 | - |
| Assist/turnover ratio | 0.8 | 0.8 |
| Steals | 123 | 115 |
| Steals per game | 8.2 | 7.7 |
| Blocks | 47 | 49 |
| Blocks per game | 3.1 | 3.3 |
| Winning streak | 2 | - |
| Home win streak | 0 | - |
| Attendance | 25921 | 48852 |
| Home games-Avg/Game | 7-3703 | 8-6107 |
| Neutral site-Avg/Game | - | 0-0 |

Team Results

| Date | Opponent | | Score | Att. |
|------------|--------------------|---|-------|-------|
| 01/04/2024 | at Mississippi St. | W | 71-66 | 4261 |
| 01/07/2024 | Florida | W | 63-57 | 4737 |
| 01/11/2024 | at Kentucky | W | 95-73 | 3339 |
| 01/14/2024 | Missouri | L | 63-65 | 2560 |
| 01/18/2024 | Auburn | W | 53-50 | 1848 |
| 01/21/2024 | at Tennessee | L | 64-73 | 9088 |
| 01/28/2024 | at South Carolina | L | 74-91 | 18000 |
| 02/01/2024 | Ole Miss | L | 61-67 | 2106 |
| 02/05/2024 | Alabama | L | 66-74 | 2057 |
| 02/08/2024 | LSU | L | 62-85 | 6354 |
| 02/11/2024 | at Georgia | W | 61-55 | 3187 |
| 02/15/2024 | at Texas A&M | W | 49-45 | 3067 |
| 02/18/2024 | Tennessee | L | 61-86 | 6259 |
| 02/25/2024 | at Arkansas | W | 62-53 | 3839 |
| 02/29/2024 | at Missouri | W | 68-61 | 4071 |



2023-24 GAME LEADERS

| OPPONENT | DATE | SCORE | W/L | POINTS | REBOUNDS | ASSISTS | STEALS | BLOCKS |
|----------------------|----------|-------|-----|-------------------------|-----------------------------|---------------------------------|----------------------|--------------------------------|
| Kennesaw State | 11-06-23 | 98-51 | W | Washington (16) | Allen/Pierre/Washington (6) | Cambridge (7) | Cambridge (5) | Makurat/Pierre (2) |
| at UT Martin | 11-09-23 | 70-68 | W | Washington (18) | Cambridge (12) | Cambridge (6) | Cambridge (4) | Pissott/Washington (2) |
| Fairfield | 11-12-23 | 73-70 | W | Moore (25) | Washington (17) | Washington (7) | Cambridge (5) | N/A |
| Western Kentucky | 11-15-23 | 77-74 | W | Makurat (18) | Cambridge (13) | Cambridge (8) | Washington (5) | Washington (4) |
| Alabama State | 11-20-23 | 88-42 | W | Washington (24) | Washington (7) | Cambridge (7) | Cambridge (5) | Pierre (2) |
| vs. Iowa State | 11-24-23 | 68-53 | W | Moore (21) | Cambridge (11) | Cambridge/Moore/Oliver (3) | Washington (3) | Oliver/Washington (1) |
| vs. Northern Iowa | 11-25-23 | 68-64 | W | Cambridge (28) | Oliver (11) | Oliver (6) | Cambridge (7) | 4 Tied w/ 1 |
| at NC State | 11-29-23 | 70-62 | L | Cambridge (15) | Oliver (8) | Greene (4) | Cambridge (5) | Washington (5) |
| Louisiana Tech | 12-03-23 | 71-63 | W | Washington (33) | Cambridge (10) | Oliver (6) | Washington (8) | Washington (2) |
| at Butler | 12-07-23 | 51-39 | W | Cambridge (12) | Washington (9) | Moore/Oliver (4) | Cambridge (4) | Oliver/Washington (1) |
| Lipscomb | 12-17-23 | 72-50 | W | Cambridge (23) | Cambridge (14) | Cambridge (5) | Cambridge (4) | 4 Tied w/ (1) |
| Dayton | 12-20-23 | 70-53 | W | Cambridge (22) | Washington (15) | Cambridge/Oliver/Washington (3) | Cambridge (5) | Washington (6) |
| FDU | 12-29-23 | 73-41 | W | Moore/Washington (14) | Pierre/Washington (7) | Cambridge (6) | Cambridge/Oliver (3) | Pissott (1) |
| Radford | 12-31-23 | 80-53 | W | Cambridge (18) | Washington (9) | Cambridge (5) | Cambridge (8) | Makurat (2) |
| at Mississippi State | 01-04-24 | 71-66 | W | Moore (29) | Oliver (9) | Cambridge (4) | Oliver (4) | Washington (3) |
| Florida | 01-07-24 | 63-57 | W | Cambridge (24) | Cambridge (8) | Cambridge (3) | 4 Tied/3 | Makurat (3) |
| at Kentucky | 01/11/24 | 95-73 | W | Moore (37) | Pierre/Washington (6) | Cambridge (12) | Cambridge/Moore (3) | 5 Tied w/ 1 |
| Missouri | 01/14/24 | 65-63 | L | Pierre (16) | Pierre (12) | Moore (5) | 4 Tied w/ 2 | Washington (2) |
| Auburn | 01/18/24 | 53-50 | W | Pierre (17) | Pierre (10) | Cambridge/Oliver (3) | Cambridge (3) | Washington (4) |
| at Tennessee | 01/21/24 | 73-64 | L | Moore (19) | Cambridge/Washington (6) | Moore/Oliver (5) | Cambridge (3) | Cambridge (2) |
| at South Carolina | 01/28/24 | 91-74 | L | Makurat/Washington (18) | Makurat/Washington (7) | Cambridge (8) | Cambridge (2) | Pissott (2) |
| Ole Miss | 02/01/24 | 67-61 | L | Moore (18) | Cambridge/Washington (6) | Oliver (7) | Oliver (3) | Makurat/Pissott/Washington (1) |
| Alabama | 02/05/24 | 74-66 | L | Moore/Washington (16) | Washington (10) | Moore (5) | Washington (2) | Oliver/Washington (2) |
| LSU | 02/08/24 | 85-62 | L | Moore (17) | Pierre (11) | Cambridge (6) | Cambridge (5) | Pierre (2) |
| at Georgia | 02/11/24 | 61-55 | W | Pierre (28) | Washington (11) | Moore (4) | Cambridge/Moore (3) | Pissott (2) |
| at Texas A&M | 02/15/24 | 49-45 | W | Pierre (11) | Pierre/Washington (8) | Oliver (4) | Moore/Washington (2) | Pissott/Washington (1) |
| Tennessee | 02/18/24 | 61-86 | L | Moore (25) | Washington (8) | Cambridge (6) | Cambridge/Pierre (3) | Makurat/Mitchell (1) |
| at Arkansas | 02/25/24 | 62-53 | W | Oliver (12) | Cambridge/Washington (8) | Moore (5) | Cambridge (4) | Moore (1) |
| at Missouri | 02/29/24 | 68-61 | W | Moore (15) | Moore (9) | Cambridge (8) | Cambridge (4) | Moore (1) |

| POINTS | REBOUNDS | ASSISTS | STEALS | BLOCKS |
|--------------------|----------------------|---------------------|---------------------|----------------------|
| Moore 11 (6-5) | Washington 16 (11-5) | Cambridge 17 (14-3) | Cambridge 22 (16-6) | Washington 15 (11-4) |
| Cambridge 7 (6-1) | Cambridge 9 (7-2) | Oliver 9 (8-1) | Washington 5 (4-1) | Makurat 7 (5-2) |
| Washington 7 (5-2) | Pierre 7 (5-2) | Moore 7 (4-3) | Oliver 5 (3-2) | Pissott 7 (5-2) |
| Pierre 4 (3-1) | Oliver 3 (3-1) | Washington 2 (2-0) | Moore 4 (3-1) | Pierre 5 (4-1) |
| Makurat 2 (1-1) | Allen 1 (1-0) | Greene 1 (0-1) | Pierre 3 (1-2) | Cambridge 4 (3-1) |
| Oliver 1 (1-0) | Makurat 1 (0-1) | | Greene 1 (0-1) | Oliver 3 (3-0) |
| | Moore 1 (1-0) | | | Mitchell 3 (3-0) |
| | | | | Moore 2 (2-0) |

GAME-BY-GAME STATS

| Opponent | Date | Score | Total | | 3-Pointers | | Free throws | | Rebounds | | | | PF | A | TO | BLK | STL | PTS | AVG | |
|--------------------|------------|-------------|--------|-----------------|-------------|----------------|-------------|----------------|-------------|------------|------------|-------------|-------------|------------|------------|------------|------------|------------|-------------|-------------|
| | | | FG-FGA | PCT | 3FG-3FGA | PCT | FT-FTA | PCT | OFF | DEF | TOT | AVG | | | | | | | | |
| Kennesaw St. | 11/06/2023 | 98-51 | W | 31-66 | .470 | 10-24 | .417 | 26-31 | .839 | 13 | 26 | 39 | 39.0 | 15 | 22 | 9 | 6 | 12 | 98 | 98.0 |
| at UT Martin | 11/09/2023 | 70-68 | W | 28-69 | .406 | 7-21 | .333 | 7-12 | .583 | 22 | 23 | 45 | 42.0 | 11 | 19 | 12 | 7 | 9 | 70 | 84.0 |
| Fairfield | 11/12/2023 | 73-70 | W | 23-59 | .390 | 5-20 | .250 | 22-33 | .667 | 17 | 20 | 37 | 40.3 | 16 | 14 | 13 | 0 | 15 | 73 | 80.3 |
| Western Ky. | 11/15/2023 | 77-74 | W | 25-66 | .379 | 9-25 | .360 | 18-29 | .621 | 23 | 27 | 50 | 42.8 | 15 | 17 | 19 | 5 | 12 | 77 | 79.5 |
| Alabama St. | 11/20/2023 | 88-42 | W | 35-59 | .593 | 7-17 | .412 | 11-17 | .647 | 8 | 24 | 32 | 40.6 | 19 | 25 | 16 | 3 | 16 | 88 | 81.2 |
| vs Iowa St. | 11/24/2023 | 68-53 | W | 23-61 | .377 | 7-28 | .250 | 15-16 | .938 | 9 | 28 | 37 | 40.0 | 16 | 13 | 8 | 2 | 10 | 68 | 79.0 |
| vs UNI | 11/25/2023 | 68-64 | W | 28-64 | .438 | 7-17 | .412 | 5-13 | .385 | 12 | 27 | 39 | 39.9 | 20 | 15 | 10 | 4 | 12 | 68 | 77.4 |
| at NC State | 11/29/2023 | 62-70 | L | 23-67 | .343 | 7-21 | .333 | 9-10 | .900 | 12 | 23 | 35 | 39.3 | 23 | 11 | 13 | 7 | 12 | 62 | 75.5 |
| Louisiana Tech | 12/03/2023 | 71-63 | W | 29-65 | .446 | 5-22 | .227 | 8-14 | .571 | 16 | 18 | 34 | 38.7 | 16 | 22 | 15 | 2 | 15 | 71 | 75.0 |
| at Butler | 12/07/2023 | 51-39 | W | 22-64 | .344 | 0-9 | .000 | 7-12 | .583 | 21 | 20 | 41 | 38.9 | 12 | 12 | 12 | 2 | 12 | 51 | 72.6 |
| Lipscomb | 12/17/2023 | 72-50 | W | 30-71 | .423 | 5-16 | .313 | 7-11 | .636 | 15 | 32 | 47 | 39.6 | 10 | 10 | 7 | 4 | 8 | 72 | 72.5 |
| Dayton | 12/20/2023 | 70-53 | W | 26-54 | .481 | 9-16 | .563 | 9-16 | .563 | 13 | 28 | 41 | 39.8 | 13 | 16 | 20 | 8 | 10 | 70 | 72.3 |
| FDU | 12/29/2023 | 73-41 | W | 26-61 | .426 | 7-25 | .280 | 14-17 | .824 | 17 | 28 | 45 | 40.2 | 17 | 16 | 17 | 1 | 11 | 73 | 72.4 |
| Radford | 12/31/2023 | 80-53 | W | 33-72 | .458 | 10-24 | .417 | 4-5 | .800 | 11 | 27 | 38 | 40.0 | 15 | 22 | 13 | 4 | 17 | 80 | 72.9 |
| at Mississippi St. | 01/04/2024 | 71-66 | W | 27-55 | .491 | 7-20 | .350 | 10-10 | 1.000 | 9 | 26 | 35 | 39.7 | 15 | 15 | 20 | 3 | 9 | 71 | 72.8 |
| Florida | 01/07/2024 | 63-57 | W | 18-51 | .353 | 4-13 | .308 | 23-30 | .767 | 11 | 28 | 39 | 39.6 | 14 | 8 | 25 | 5 | 15 | 63 | 72.2 |
| at Kentucky | 01/11/2024 | 95-73 | W | 38-65 | .585 | 9-18 | .500 | 10-11 | .909 | 12 | 27 | 39 | 39.6 | 15 | 29 | 13 | 5 | 8 | 95 | 73.5 |
| Missouri | 01/14/2024 | 63-65 | L | 22-58 | .379 | 6-23 | .261 | 13-18 | .722 | 13 | 31 | 44 | 39.8 | 17 | 12 | 14 | 3 | 8 | 63 | 72.9 |
| Auburn | 01/18/2024 | 53-50 | W | 18-47 | .383 | 4-19 | .211 | 13-17 | .765 | 6 | 29 | 35 | 39.6 | 14 | 10 | 21 | 5 | 6 | 53 | 71.9 |
| at Tennessee | 01/21/2024 | 64-73 | L | 25-60 | .417 | 9-24 | .375 | 5-6 | .833 | 7 | 18 | 25 | 38.9 | 17 | 14 | 15 | 3 | 7 | 64 | 71.5 |
| at South Carolina | 01/28/2024 | 74-91 | L | 27-67 | .403 | 8-25 | .320 | 12-13 | .923 | 15 | 20 | 35 | 38.7 | 14 | 13 | 9 | 2 | 3 | 74 | 71.6 |
| Ole Miss | 02/01/2024 | 61-67 | L | 21-53 | .396 | 8-17 | .471 | 11-21 | .524 | 11 | 18 | 29 | 38.2 | 18 | 10 | 16 | 3 | 8 | 61 | 71.1 |
| Alabama | 02/05/2024 | 66-74 | L | 23-59 | .390 | 9-24 | .375 | 11-19 | .579 | 14 | 21 | 35 | 38.1 | 21 | 13 | 12 | 4 | 5 | 66 | 70.9 |
| LSU | 02/08/2024 | 62-85 | L | 20-64 | .313 | 6-32 | .188 | 16-21 | .762 | 14 | 21 | 35 | 38.0 | 23 | 11 | 19 | 5 | 13 | 62 | 70.5 |
| at Georgia | 02/11/2024 | 61-55 | W | 23-52 | .442 | 2-14 | .143 | 13-18 | .722 | 10 | 27 | 37 | 37.9 | 13 | 13 | 17 | 3 | 10 | 61 | 70.2 |
| at Texas A&M | 02/15/2024 | 49-45 | W | 18-56 | .321 | 7-20 | .350 | 6-9 | .667 | 11 | 20 | 31 | 37.7 | 18 | 12 | 14 | 2 | 10 | 49 | 69.3 |
| Tennessee | 02/18/2024 | 61-86 | L | 24-73 | .329 | 5-17 | .294 | 8-11 | .727 | 17 | 19 | 36 | 37.6 | 21 | 11 | 8 | 2 | 7 | 61 | 69.0 |
| at Arkansas | 02/25/2024 | 62-53 | W | 20-59 | .339 | 4-16 | .250 | 18-21 | .857 | 11 | 35 | 46 | 37.9 | 20 | 10 | 16 | 1 | 6 | 62 | 68.8 |
| at Missouri | 02/29/2024 | 68-61 | W | 24-61 | .393 | 9-27 | .333 | 11-13 | .846 | 13 | 25 | 38 | 37.9 | 15 | 12 | 14 | 1 | 8 | 68 | 68.8 |
| Total | | 1994 | | 730-1778 | .411 | 192-594 | .323 | 342-474 | .722 | 383 | 716 | 1099 | 37.9 | 473 | 427 | 417 | 102 | 294 | 1994 | 68.8 |
| Opponents | | 1792 | | 661-1650 | .401 | 174-601 | .290 | 296-421 | .703 | 324 | 708 | 1032 | 35.6 | 486 | 351 | 510 | 85 | 206 | 1792 | 61.8 |





GAME COMPARISONS

| Opponent | 1st | 2nd | 3rd | 4th | Final | Mar | Total FG | FG Pct | 3-Pointers | 3FG Pct | Free Throws | FT Pct | Rbds | Mar | Ast | TOver | Block | Steal | Fouls |
|----------------------|------------------|------------------|------------------|------------------|------------------|-------------|----------------------------|------------------|--------------------------|-------------------|----------------------------|-------------------|------------------|-------------|------------------|------------------|----------------|-----------------|------------------|
| Kennesaw State | 31-8 | 35-21 | 17-8 | 15-14 | 98-51 | +47 | 31-66/21-63 | .470/.333 | 10-24/6-12 | .417/.250 | 26-31/6-12 | .839/.500 | 39/42 | -3 | 22/8 | 9/24 | 6/3 | 12/3 | 15/ 26 |
| at UT Martin | 13-18 | 13-12 | 24-25 | 20-13 | 70-68 | +2 | 28-69/28-58 | .406/.483 | 7-21/11-28 | .333/.393 | 7-12/ 1-4 | .583/. 250 | 45/30 | +15 | 19/22 | 12/14 | 7/3 | 9/6 | 11/15 |
| Fairfield | 22-17 | 16-13 | 21-15 | 14-25 | 73-70 | +3 | 23-59/26-52 | .390/.500 | 5-20/10-31 | .250/.323 | 22- 33/8-10 | .667/.800 | 37/31 | +6 | 14/19 | 13/26 | 0/2 | 15/4 | 16/24 |
| Western Kentucky | 18-16 | 13-12 | 23-25 | 23-21 | 77-74 | +3 | 25-66/26-57 | .379/.456 | 9-25/ 12-32 | .360/.375 | 18-29/10-12 | .621/.833 | 50/29 | +21 | 17/14 | 19/18 | 5/5 | 12/8 | 15/22 |
| Alabama State | 36-10 | 8-8 | 20-16 | 24-8 | 88-42 | +46 | 35-59/ 13-51 | .593/.255 | 7-17/5-11 | .412/. 455 | 11-17/11-20 | .647/.550 | 32/38 | -6 | 24/8 | 16/25 | 3/3 | 15/10 | 19-19 |
| vs. Iowa State | 11-12 | 17-4 | 15-24 | 25-13 | 68-53 | +15 | 23-61/22-58 | .377/.379 | 7-28/4-21 | .250/.190 | 15-16/5-10 | .938/.500 | 37/38 | -1 | 13/19 | 8/16 | 2/2 | 10/3 | 16/15 |
| vs. Northern Iowa | 17-12 | 21-11 | 17-19 | 13-22 | 68-64 | +4 | 28-64/22-53 | .438/.415 | 7-17/7-28 | .412/.250 | 5-13/13-16 | .385/.813 | 39/34 | +5 | 15/13 | 10/17 | 4/2 | 12/5 | 20/15 |
| at NC State | 11-13 | 15-22 | 10-19 | 26-16 | 62-70 | -8 | 23-67/23-59 | .343/.390 | 7-21/6-18 | .333/.333 | 9-10/ 18-30 | .900/.600 | 35/50 | -15 | 11/11 | 13/15 | 7/7 | 12/6 | 23/15 |
| Louisiana Tech | 19-16 | 11-10 | 24-15 | 17-22 | 71-63 | +8 | 29-65/24-49 | .446/.490 | 5-22/4-16 | .227/.250 | 8-14/11-14 | .571/.786 | 34/31 | +3 | 22/14 | 15/24 | 2/4 | 15/10 | 16/13 |
| at Butler | 6-7 | 14-4 | 15-18 | 16-10 | 51-39 | +12 | 22-64/14- 44 | .344/.318 | 0-9/7-25 | .000/.280 | 7-12/ 4-4 | .538/ 1000 | 41/31 | +10 | 12/9 | 12/24 | 2/1 | 12/10 | 12/17 |
| Lipscomb | 15-10 | 24-11 | 13-17 | 20-12 | 72-50 | +22 | 30-71/19/64 | .423/.297 | 5-16/6-28 | .313/.214 | 7-11/6-9 | .636/.667 | 47/42 | +5 | 10/19 | 7/12 | 4/1 | 8/4 | 10/13 |
| Dayton | 17-17 | 25-9 | 9-15 | 19-12 | 70-53 | +17 | 26-54/19-61 | .481/.311 | 9-16/7-23 | .563/.304 | 9-16/8-10 | .563/.800 | 41/30 | +11 | 16/10 | 20/19 | 8/1 | 10/9 | 15/13 |
| FDU | 23-9 | 28-11 | 12-7 | 10-14 | 73-41 | +32 | 26-61/15-51 | .426/.294 | 7-25/ 7-35 | .280/.200 | 14-17/4-7 | .824/.571 | 45/30 | +15 | 16/8 | 17/22 | 1/1 | 11/7 | 17/23 |
| Radford | 28-14 | 17-18 | 25-7 | 10-14 | 80-53 | +27 | 33-72/19-56 | .458/.339 | 10-24/4-19 | .417/.211 | 4-5/11-14 | .800/.786 | 38/38 | -- | 22/8 | 13/24 | 4/1 | 17/6 | 15/12 |
| at Mississippi State | 18-14 | 18-19 | 20-17 | 15-16 | 71-66 | +5 | 27-55/25-58 | .491/.431 | 7-20/6-20 | .350/.300 | 10-10/10-12 | 1000/.833 | 35/ 28 | +7 | 15/14 | 20/14 | 3/6 | 9/13 | 15/14 |
| Florida | 11-19 | 15-7 | 16-19 | 21-12 | 63-57 | +6 | 18-51/23-59 | .353/.390 | 4-13/3-16 | .308/.188 | 23-30/8-10 | .767/.800 | 39/34 | +5 | 8/8 | 25/24 | 4/5 | 15/ 17 | 14/23 |
| at Kentucky | 23-13 | 21-21 | 30-19 | 21-20 | 95-73 | +23 | 38-65/27-67 | .585/.403 | 9-18/5-19 | .500/.263 | 10-11/14-22 | .909/.636 | 39/32 | +7 | 29/11 | 13/14 | 5/3 | 8/7 | 15/14 |
| Missouri | 14-13 | 15-11 | 23-20 | 11-21 | 63-65 | -2 | 22-58/25-55 | .379/.455 | 6-23/9-22 | .261/.409 | 13-18/6-11 | .722/.545 | 44/28 | +16 | 12/14 | 14/10 | 3/2 | 8/10 | 17/14 |
| Auburn | 6-9 | 16-14 | 18-18 | 13-9 | 53-50 | +3 | 18-47/21-59 | .383/.356 | 4-19/ 1-13 | 211/.077 | 13-17/7-12 | .765/.583 | 35/34 | +1 | 10/12 | 21/15 | 5/2 | 6/9 | 14/18 |
| at Tennessee | 17-20 | 16-13 | 14-18 | 17-22 | 64-73 | -9 | 25-60/26-55 | .417/.473 | 9-24/4-15 | .375/.267 | 5-6/17-18 | .833/.944 | 25/35 | -10 | 14/16 | 15/19 | 3/0 | 7/7 | 17/10 |
| at South Carolina | 17-18 | 13-24 | 19-25 | 25-24 | 74-91 | -17 | 27-67/ 35-68 | .403/.515 | 8-25/7-23 | .320/.304 | 12-13/14-18 | .923/.778 | 35/37 | -2 | 13/20 | 9/6 | 2/7 | 3/3 | 14/13 |
| Ole Miss | 12-9 | 17-21 | 15-21 | 17-16 | 61-67 | -6 | 21-53/22-51 | .396/.431 | 8-17/ 3-10 | .471/.300 | 11-21/ 20-24 | .524/.833 | 29/39 | -10 | 10/3 | 16/18 | 3/3 | 8/5 | 18/22 |
| Alabama | 12-16 | 21-8 | 19-22 | 14-28 | 66-74 | -8 | 23-59/23-54 | .390/.426 | 9-24/9-20 | .375/.450 | 11-19/19-27 | .579/.704 | 35/40 | -5 | 13/12 | 12/12 | 4/5 | 5/6 | 21/15 |
| LSU | 7-22 | 13-17 | 20-19 | 22-27 | 62-85 | -23 | 20-64/ 32-73 | .438/.313 | 6- 32/2-13 | .188/.154 | 16-21/19-29 | .762/.655 | 35/57 | -22 | 11/9 | 19/18 | 5/6 | 13/12 | 23/18 |
| at Georgia | 14-13 | 12-8 | 14-13 | 21-21 | 61-55 | +6 | 23-52/21-59 | .442/.356 | 2-14/5-18 | .143/.278 | 13-18/8-10 | .722/.800 | 37/31 | +6 | 13/10 | 17/15 | 3/2 | 10/4 | 13/17 |
| at Texas A&M | 11-9 | 15-11 | 10-14 | 13-11 | 49-45 | +4 | 18-56/18-50 | .321/.360 | 7-20/4-14 | .350/.286 | 6-9/5-10 | .667/.500 | 31/39 | -8 | 12/12 | 14/20 | 2/4 | 10/6 | 15/18 |
| Tennessee | 15-30 | 14-14 | 19-22 | 13-20 | 61-86 | -25 | 24-73/31-59 | .329/.525 | 5-17/9-21 | .294/.429 | 8-11/15-20 | .727/.750 | 36/43 | -7 | 11-15 | 8/12 | 2/3 | 7/2 | 21/12 |
| at Arkansas | 12-10 | 12-13 | 24-16 | 14-14 | 62-53 | +9 | 20-59/17-54 | .339/.315 | 4-16/7-30 | .250/.233 | 18-21/12-18 | .857/.667 | 46/31 | +15 | 10/5 | 16/14 | 1/1 | 6/7 | 20/18 |
| at Missouri | 19-15 | 18-21 | 10-12 | 21-13 | 68-61 | +7 | 24-61/24-53 | .393/.453 | 9-27/7-20 | .333/.350 | 11-13/6-8 | .846/.750 | 38/30 | +8 | 12/17 | 14/18 | 1/1 | 8/7 | 15/19 |
| SEASON TOTAL | 475-409 | 493-388 | 516-505 | 510-490 | 1994-1792 | +202 | 730-1778/661-1626 | .411/.401 | 192-594/174-601 | .323/.290 | 342-474/296-421 | .722/.703 | 1099/1032 | +67 | 427/351 | 417/510 | 102/85 | 294/206 | 473/486 |
| SEASON AVG | 16.4-14.1 | 17.0-13.4 | 17.8-17.4 | 17.6-16.9 | 68.8-61.8 | +7.0 | 25.2-61.3/22.8-56.1 | | 6.6-20.5/6.0-20.7 | | 11.8-16.3/10.2-14.5 | | 37.9/35.6 | +2.3 | 14.7/12.1 | 14.4/17.6 | 3.5/2.9 | 10.1/7.1 | 16.3/16.8 |

KEY - SEASON HIGH | SEASON LOW

2023-24 GAME HIGHS & LOWS

HIGHS

| | | |
|------------------|----|-----------------------------|
| Points | 98 | Kennesaw State (11/06/23) |
| FG Made | 38 | at Kentucky (01/11/24) |
| FG Attempts | 73 | Tennessee (02/18/24) |
| 3-Pt FG Made | 10 | Kennesaw State (11/06/23) |
| | | Radford (12/31/23) |
| 3-PT FG Attempts | 32 | LSU (02/08/24) |
| FT Made | 26 | Kennesaw State (11/06/23) |
| FT Attempts | 33 | Fairfield (11/12/23) |
| Rebounds | 50 | Western Kentucky (11/15/23) |
| Assists | 29 | at Kentucky (01/11/24) |
| Steals | 17 | Radford (12/31/23) |
| Blocks | 8 | Dayton (12/20/23) |
| Turnovers | 25 | Florida (01/07/24) |
| Fouls | 23 | at NC State (11/29/23) |
| | | LSU (02/08/24) |

LOWS

| | | |
|------------------|----|------------------------------|
| Points | 49 | at Texas A&M (02/15/24) |
| FG Made | 18 | Florida (01/07/24) |
| | | Auburn (01/18/24) |
| | | at Texas A&M (02/15/24) |
| FG Attempts | 47 | Auburn (01/18/24) |
| 3-Pt FG Made | 0 | at Butler (12/07/23) |
| 3-PT FG Attempts | 9 | at Butler (12/07/23) |
| | | Dayton (12/20/23) |
| FT Made | 4 | Radford (12/31/23) |
| FT Attempts | 5 | at NC State (11/29/23) |
| | | Radford (12/31/23) |
| Rebounds | 25 | at Tennessee (01/21/24) |
| Assists | 8 | Florida (01/07/24) |
| Steals | 3 | at South Carolina (01/28/24) |
| Blocks | 0 | Fairfield (11/12/23) |
| Turnovers | 7 | Lipscomb (12/17/23) |
| Fouls | 10 | Lipscomb (12/17/23) |



LAST TIME VANDY BASKETBALL...

SCORING

| | |
|-----------------------------|--|
| Less than 40 points | 31, at East Tennessee St., Johnson City, Tenn., 12/01/22 |
| 40-49 points | 49, at Texas A&M in College Station, Texas, 02/15/24 |
| Less than 50 points and Won | 49, at Texas A&M in College Station, Texas, 02/15/24 |
| 90-99 points | 95, vs. Kentucky in Lexington, Ky., 01/11/24 |
| 100+ points (regulation) | 106, at Tennessee State in Nashville, 11/25/19 |
| 100+ points | 106, at Tennessee State in Nashville, 11/25/19 |

OPPONENT SCORING

| | |
|-----------------------------|---|
| Less than 40 points | 39, Butler in Indianapolis, 12/07/23 |
| 40-49 points | 41, Fairleigh Dickinson in Nashville, 12/29/23 |
| Less than 50 points and Won | 43, East Tennessee St., Johnson City, Tenn., 12/01/22 |
| 90-99 points | 91, South Carolina in Columbia, S.C., 01/28/24 |
| 100+ points (regulation) | 106, South Carolina in Nashville, 01/14/21 |
| 100+ points | 106, South Carolina in Nashville, 01/14/21 |

FIELD GOAL PERCENTAGE

| | |
|-------------------------------|--|
| 20.0%-29.9% shooting | 27.9% (19-68), at Florida in Gainesville, Fla., 01/22/23 |
| .30.0%-39.9% shooting | 39.3% (24-61), vs. Missouri in Columbia, Mo., 02/29/24 |
| .30.0%-39.9% shooting and won | 39.3% (24-61), vs. Missouri in Columbia, Mo., 02/29/24 |
| .50.0%-59.9% shooting | 58.5% (38-65) vs. Kentucky in Lexington, Ky., 01/11/24 |
| .60.0% shooting or higher | 69.2% (36-52) vs. Air Force in Nashville, 11/30/15 |

OPPONENT FIELD GOAL PERCENTAGE

| | |
|-------------------------------|---|
| 20.0%-29.9% shooting | 29.4% (15-51), Fairleigh Dickinson in Nashville, 12/29/23 |
| 20.0%-29.9% shooting and won | 27.4% (17-62), East Tennessee St. in Johnson City, TN, 12/01/22 |
| .30.0%-39.9% shooting | 31.5% (17-54), Arkansas in Fayetteville, Ark., 02/25/24 |
| .30.0%-39.9% shooting and won | 39.0% (23-59), NC State in Raleigh, NC, 11/29/23 |
| .50.0%-59.9% shooting | 52.5% (31-59), Tennessee in Nashville, Tenn., 02/18/24 |
| .60.0% shooting or higher | 66.7% (28-42) Georgia in Nashville, 02/05/23 |

FREE THROW PERCENTAGE

| | |
|------------------------------|--|
| Less than 50.0% | 38.5% (5-13) vs. Northern Iowa in Las Vegas, 11/25/23 |
| 90.0%-99.9% | 92.3% (12-13) vs. South Carolina in Columbia, S.C., 01/28/24 |
| 1.000% | 10-10, at Mississippi St. in Starkville, Miss., 01/04/24 |
| 1.000% with 10 or more makes | 10-10, at Mississippi St. in Starkville, Miss., 01/04/24 |

OPPONENT FREE THROW PERCENTAGE

| | |
|------------------------------|--|
| Less than 50.0% | 25.0% (1-4), UT Martin in Martin, Tenn., 11/09/23 |
| 90.0%-99.9% | 91.3% (21-23), at Kansas in Lawrence, Kan., 12/05/21 |
| 1.000% | 4-4, Butler in Indianapolis, 12/07/23 |
| 1.000% with 10 or more makes | 12-12, Texas A&M in College Station, Texas, 02/10/22 |

BASKETS MADE

| | |
|---------------------------------|---|
| 40+ field goals made | 46, at Tennessee State in Nashville, 11/25/19 |
| 10-14 3-point field goals made | 10, vs. Radford in Nashville, 12/31/23 |
| 15+ 3-point field goals made | 17, Alabama State in Nashville, 12/28/21 |
| Did not make a 3-pointer | 0-9, at Butler in Indianapolis, 12/07/23 |
| Made 20+ free throws | 23 (23-30), vs. Florida in Nashville, 01/07/24 |
| Made less than five free throws | 4 (4-5), vs. Radford in Nashville, 12/31/23 |
| Made 5-10 free throws | 8 (8-11), vs. Tennessee in Nashville, Tenn., 02/18/24 |

OPPONENT BASKETS MADE

| | |
|---------------------------------|--|
| 40+ field goals made | 42, South Carolina in Nashville, 01/14/21 |
| 10-14 3-point field goals made | 12, vs. Western Ky. in Nashville, 11/16/23 |
| 15+ 3-point field goals made | 16, Alabama in Tuscaloosa, Ala., 02/16/23 |
| Did not make a 3-pointer | 0-8, Ole Miss in Nashville, 02/20/22 |
| Made 20+ free throws | 20 (20-24), Ole Miss in Nashville, 02/01/24 |
| Made less than five free throws | 4 (4-4), Butler in Indianapolis, 12/07/23 |
| Made 5-10 free throws | 6 (6-8), Missouri in Columbia, Mo., 02/29/24 |

REBOUNDS

| | |
|--------------------|--|
| 10-20 rebounds | 20, vs. Georgia in Nashville, 02/05/23 |
| 50+ rebounds | 53, Alabama State in Nashville, 12/28/21 |
| 20+ rebound margin | +21, vs. Western Kentucky in Nashville, 11/15/23 |

OPPONENT REBOUNDS

| | |
|--------------------|---------------------------------------|
| 50+ rebounds | 50, NC State in Raleigh, NC, 11/29/23 |
| 20+ rebound margin | +22, LSU in Nashville, 02/08/24 |

STEALS

| | |
|--------------|---|
| 0-5 steals | 3, vs. South Carolina in Columbia, S.C., 01/28/24 |
| 15-19 steals | 15, vs. Florida in Nashville, 01/07/24 |
| 20+ steals | |

OPPONENT STEALS

| | |
|--------------|--|
| 0-5 steals | 2, Tennessee in Nashville, Tenn., 02/18/24 |
| 15-19 steals | 17, Florida in Nashville, 01/07/24 |
| 20+ steals | 22, UCLA in Boston, Mass., 11/26/95 |

ASSISTS

| | |
|---------------|--|
| 0-9 assists | 8, Florida in Nashville, 01/07/24 |
| 15-19 assists | 16, vs. Fairleigh Dickinson in Nashville, 12/29/23 |
| 20-25 assists | 22, vs. Radford in Nashville, 12/31/23 |
| 25-30 assists | 29, vs. Kentucky in Lexington, Ky., 01/11/24 |

OPPONENT ASSISTS

| | |
|---------------|--|
| 0-9 assists | 5, Arkansas in Fayetteville, Ark., 02/25/24 |
| 15-19 assists | 17, Missouri in Columbia, Mo., 02/29/24 |
| 20-25 assists | 20, South Carolina in Columbia, S.C., 01/28/24 |

TURNOVERS

| | |
|------------------------|--|
| 5-10 turnovers | 8, vs. Tennessee in Nashville, Tenn., 02/18/24 |
| 25-30 turnovers | 25, vs. Florida in Nashville, 01/07/24 |
| More than 35 turnovers | 37, UCLA in Boston, Mass., 11/26/95 |

OPPONENT TURNOVERS

| | |
|-----------------|---|
| 5-10 turnovers | 6, South Carolina in Columbia, S.C., 01/28/24 |
| 20-25 turnovers | 20, Texas A&M in College Station, Texas, 02/15/24 |
| 25-30 turnovers | 25, Alabama State in Nashville, 11/20/23 |

BLOCKED SHOTS

| | |
|-------------------|---|
| 0 Blocks | 0, vs. Fairfield in Nashville, 11/12/23 |
| 5-9 blocked shots | 5, vs. LSU in Nashville, 02/08/24 |

OPPONENT BLOCKED SHOTS

| | |
|-------------------|---|
| 0 Blocks | 0, Tennessee in Knoxville, 01/21/24 |
| 5-9 blocked shots | 6, LSU in Nashville, 02/08/24 |
| 10+ blocked shots | 14, South Carolina in Nashville, 01/19/23 |

MARGIN OF VICTORY

| | |
|-------------------------|--|
| 1 point | vs. Lipscomb (72-71) in Nashville, 12/18/22 |
| 2 points | vs. UT Martin (70-68) in Martin, Tenn., 11/09/23 |
| 20-30 points | 22, vs. Kentucky in Lexington, Ky., 01/11/24 |
| Back-to-back 20+ points | 32, vs. Fairleigh Dickinson (73-41) in Nashville, 12/29/23 |
| | 27, vs. Radford (80-53) in Nashville, 12/31/23 |
| 30-39 points | 32, vs. Fairleigh Dickinson (73-41) in Nashville, 12/29/23 |
| 40-49 points | 46, vs. Alabama State in Nashville, 11/20/23 |
| 50+ points | 52, vs. Alabama State (94-42) in Nashville, 12/28/21 |
| Single-overtime win | vs. Lipscomb (72-71) in Nashville, 12/18/22 |
| Double-overtime win | at Florida (106-98) in Gainesville, Fla., 02/06/11 |
| Triple-overtime win | NEVER OCCURRED |

OPPONENT MARGIN OF VICTORY

| | |
|-------------------------|--|
| 1 point | vs. Florida (53-52) in Greenville, S.C., 03/03/22 |
| 2 points | vs. Missouri (65-63) in Nashville, 01/14/24 |
| 20-30 points | 25 (86-61), vs. Tennessee in Nashville, Tenn., 02/18/24 |
| Back-to-back 20+ points | 25, at LSU (88-63) in Baton Rouge, La., 01/01/23 |
| | 21, at Ole Miss (74-53) in Oxford, Miss., 01/05/23 |
| 30-39 points | 37, Alabama (98-61) in Tuscaloosa, Ala., 01/26/20 |
| 40-49 points | 48, South Carolina (96-48) in Nashville, Tenn., 01/19/23 |
| 50+ points | 55, at South Carolina in Columbia, S.C., 01/24/22 |
| Single-overtime win | Alabama (77-71) in Nashville, 02/06/22 |
| Double-overtime win | Auburn (96-93) in Auburn, Ala., 01/20/90 |
| Triple-overtime win | NEVER OCCURRED |



LAST TIME...

| |
|---|
| A DORE SCORED 30-OR-MORE POINTS Jan. 11, 2024 - Iyana Moore - 37 Pts - at Kentucky |
| AN OPP. SCORED 30-OR-MORE POINTS Feb. 9, 2023 - Makayla Daniels, Arkansas - 31 pts |
| A DORE COLLECTED 15-OR-MORE REBOUNDS Nov. 12, 2023 - Sacha Washington - 17 Reb vs. Fairfield |
| AN OPP. COLLECTED 15-OR-MORE REBOUNDS Feb. 8, 2024 - Angel Reese, LSU - 16 Reb |
| A DORE COLLECTED 10-OR-MORE ASSISTS Jan. 11, 2024 - Jordyn Cambridge - 12 Ast - at Kentucky |
| AN OPP. COLLECTED 10-OR-MORE ASSISTS Jan. 1, 2023 - Alexis Morris, at LSU - 12 Ast |
| A DORE HAD FIVE-OR-MORE STEALS Feb. 8, 2024 - Jordyn Cambridge - 5 Stl vs. LSU |
| AN OPP. HAD FIVE-OR-MORE STEALS Feb. 29, 2024 - Mama Dembele, Missouri - 5 Stl |
| A DORE HAD FIVE-OR-MORE BLOCKS Dec. 20, 2023 - Sacha Washington - 6 BLK vs. Dayton |
| AN OPP. HAD FIVE-OR-MORE BLOCKS -- |
| A DORE MADE 10-OR-MORE FIELD GOALS Feb. 11, 2024 - Khamil Pierre - 12 FGM at Georgia |
| AN OPP. MADE 10-OR-MORE FIELD GOALS Feb. 18, 2024 - Rickea Jackson, Tennessee - 11 FGM |
| A DORE ATTEMPTED 20-OR-MORE FIELD GOALS Feb. 18, 2024 - Jordyn Cambridge - 20 FGA vs. Tennessee |
| AN OPP. ATTEMPTED 20-OR-MORE FIELD GOALS Feb. 25, 2024 - Samara Spencer - 21 FGA - Arkansas |
| A DORE MADE 10-OR-MORE FREE THROWS Nov. 12, 2023 - Sacha Washington - 10 FTM vs. Fairfield |
| AN OPP. MADE 10-OR-MORE FREE THROWS Feb. 5, 2023 - Diamond Battles, Georgia - 10 FTM |
| A DORE MADE FIVE-OR-MORE 3-PT FG Dec. 20, 2023 - Justine Pissott - 5 3PT FGM vs. Dayton |
| AN OPP. MADE FIVE-OR-MORE 3-PT FG Feb. 5, 2024 - Aaliyah Nye, Alabama - 5 3PT FGM |
| VANDY HAD 5-OR-MORE PLAYERS IN DOUBLE FIGURES Nov. 6, 2023 - 5 Players, vs. Kennesaw State |
| AN OPP. HAD 5-OR-MORE PLAYERS IN DOUBLE FIGURES Feb. 8, 2024 - 5 Players, LSU in Nashville |
| VANDY PLAYER HAD A DOUBLE-DOUBLE Feb. 11, 2024 - Sacha Washington - at Georgia 10 pts, 11 reb |
| AN OPP. HAD A DOUBLE-DOUBLE Feb. 11, 2024 - Javyn Nicholson - Georgia 15 pts, 11 reb |
| VANDY HAD 2 PLAYERS POST A DOUBLE-DOUBLE Dec. 20, 2023 - vs. Dayton Jordyn Cambridge (22 pts, 10 reb) Sacha Washington (11 pts, 15 reb) |
| VANDY HAD 3-OR-MORE PLAYERS POST A DOUBLE-DOUBLE Nov. 15, 2023 - vs. Western Kentucky Sacha Washington (18 pts, 10 reb) Jordyn Oliver (15 pts, 10 reb) Jordyn Cambridge (11 pts, 13 reb) |
| AN OPP. HAD 2-OR-MORE PLAYERS POST A DOUBLE-DOUBLE Feb. 8, 2024 - LSU Angel Reese (15 pts, 16 reb) Aneesah Morrow (13 pts, 10 reb) |
| VANDY HAD A TRIPLE-DOUBLE March 2, 2023 - Jordyn Cambridge 15 reb, 13 pts, 10 ast. - vs. Texas A&M |

RECORD WHEN

| | | | |
|---------------------------------------|------|---|------|
| 2023-24 OVERALL | 21-8 | MAKING FEWER THAN FIVE 3-PT FG | 6-0 |
| AT HOME | 12-5 | MAKING BETWEEN 5-9 3-PT FG | 12-8 |
| ON THE ROAD | 7-3 | MAKING 10+ 3-PT FG | 2-0 |
| NEUTRAL GAMES | 2-0 | ALLOWING FEWER THAN 5 3-PT FG | 6-3 |
| IN OVERTIME | 0-0 | ALLOWING BETWEEN 5-9 3-PT FG | 14-5 |
| IN DOUBLE OVERTIME | 0-0 | ALLOWING 10+ 3-PT FG | 2-0 |
| AFTER A WIN | 16-4 | MAKING MORE FREE THROWS | 13-1 |
| AFTER A LOSS | 4-4 | MAKING FEWER FREE THROWS | 4-7 |
| LEADING AT HALFTIME | 17-2 | MAKING SAME FREE THROWS | 2-0 |
| TRAILING AT HALFTIME | 3-5 | MAKING FEWER THAN 10 FREE THROWS | 7-3 |
| TIED AT HALFTIME | 1-1 | MAKING 10-19 FREE THROWS | 11-5 |
| LEADING AFTER 1ST QUARTER | 15-2 | MAKINGS 20+ FREE THROWS | 3-0 |
| TRAILING AFTER 1ST QUARTER | 6-6 | OPP. MAKES 0-10 FREE THROWS | 14-1 |
| TIED SCORE AFTER 1ST QUARTER | 1-0 | OPP. MAKES 10-19 FREE THROWS | 7-6 |
| OUTSCORING OPP. IN 2ND HALF | 17-1 | OPP. MAKES 20+ FREE THROWS | 0-1 |
| OUTSCORED BY OPP. IN 2ND HALF | 4-7 | OUTREBOUNDING OPP. | 16-1 |
| SCORING SAME PTS IN 2ND HALF | 1-0 | OUTREBOUNDED BY OPP. | 4-7 |
| LEADING WITH 5 MIN. REMAINING | 16-0 | SAME TOTAL OF REBOUNDS | 1-0 |
| TRAILING WITH 5 MIN. REMAINING | 4-7 | FEWER THAN 10 ASSISTS | 1-0 |
| TIED WITH 5 MIN. REMAINING | 1-1 | 10-19 ASSISTS | 15-8 |
| SCORING FEWER THAN 50 POINTS | 1-0 | 20+ ASSISTS | 5-0 |
| SCORING 50-59 POINTS | 2-0 | NO BLOCKS | 1-0 |
| SCORING 60-69 POINTS | 6-7 | 1-4 BLOCKS | 13-6 |
| SCORING 70-79 POINTS | 8-1 | 5+ BLOCKS | 7-2 |
| SCORING 80-89 POINTS | 2-0 | COMMITTING FEWER TURNOVERS | 14-3 |
| SCORING 90-99 POINTS | 2-0 | COMMITTING MORE TURNOVERS | 7-4 |
| SCORING 100+ POINTS | 0-0 | COMMITTING SAME TURNOVERS | 0-1 |
| ALLOWING 39-OR-FEWER POINTS | 1-0 | FORCING FEWER THAN 10 TURNOVERS | 0-1 |
| ALLOWING 40-49 POINTS | 3-0 | FORCING 10-19 TURNOVERS | 12-7 |
| ALLOWING 50-59 POINTS | 9-0 | FORCING 20+ TURNOVERS | 9-0 |
| ALLOWING 60-69 POINTS | 5-3 | IN DAY GAMES | 13-4 |
| ALLOWING 70-79 POINTS | 3-3 | IN NIGHT GAMES | 8-4 |
| ALLOWING 80-89 POINTS | 0-2 | ON SUNDAY | 8-4 |
| ALLOWING 90-OR-MORE POINTS | 0-1 | ON MONDAY | 2-1 |
| GAME DECIDED BY 1-POINT | 0-0 | ON TUESDAY | 0-0 |
| GAME DECIDED BY 2-3 POINTS | 4-1 | ON WEDNESDAY | 2-1 |
| GAME DECIDED BY 4-5 POINTS | 2-0 | ON THURSDAY | 7-2 |
| GAME DECIDED BY 6-9 POINTS | 6-4 | ON FRIDAY | 2-0 |
| GAME DECIDED BY 10-19 POINTS | 3-1 | ON SATURDAY | 1-0 |
| GAME DECIDED BY 20+ POINTS | 6-2 | IN NOVEMBER | 7-1 |
| HIGHER FIELD GOAL PERCENTAGE | 13-0 | IN DECEMBER | 6-0 |
| LOWER FIELD GOAL PERCENTAGE | 8-8 | IN JANUARY | 4-3 |
| SAME FIELD GOAL PERCENTAGE | 0-0 | IN FEBRUARY | 4-4 |
| SHOOTING LESS THAN 30% | 0-0 | IN MARCH | 0-0 |
| SHOOTING 30-39% | 9-6 | VS. SEC | 8-7 |
| SHOOTING 40-49% | 10-2 | VS. SEC AT MEMORIAL GYM | 2-5 |
| SHOOTING 50+% | 2-0 | VS. SEC ON THE ROAD | 6-2 |
| OPP. SHOOTING LESS 30% | 5-0 | VS. RANKED OPPONENTS | 0-3 |
| OPP. SHOOTING 30-39% | 8-1 | WINNING THE OPENING TIP | 15-3 |
| OPP. SHOOTING 40-49% | 7-5 | LOSING THE OPENING TIP | 6-5 |
| OPP. SHOOTING 50+% | 1-2 | WEARING WHITE | 5-2 |
| MORE MADE 3-PT THAN OPP. | 13-5 | WEARING GOLD | 5-1 |
| FEWER MADE 3-PT THAN OPP. | 6-2 | WEARING BLACK | 8-3 |
| SAME 3-PT MAKES AS OPP. | 2-1 | WEARING GRAY | 2-1 |
| | | WEARING PLAY4KAY JERSEY | 1-1 |



SHEA RALPH

HEAD COACH

THIRD SEASON

UConn - '01



WOMEN'S BASKETBALL



RALPH'S FILE

Head Coach

Vanderbilt (2021-Current)

- 49-46 overall record through three seasons at Vanderbilt
- Led Vanderbilt to its first postseason bid since the 2013-14 campaign with an appearance in the 2022 WNIT in her debut season (2021-22)
- Four players have earned All-SEC honors under Ralph's first two seasons

Assistant Coach

UConn (2008-2021)

- 462-22 in 13 seasons as an assistant coach at UConn
- Won Six NCAA National Championships
- 12 Final Four Appearances
- 16 Conference Titles
- Coached 21 WNBA Draft Picks, 9 top-5 picks, three No. 1 picks

Assistant Coach

Pittsburgh (2003-2008)

- 86-66 in five seasons as an assistant coach at Pittsburgh
- 2008 Sweet 16 Appearance
- Two NCAA Tournament Appearances (2007 & 08)
- 2006 WNIT Final Four

Player

UConn (1996-2001)

- Drafted by Utah Starzz in 2001 WNBA Draft
- Scored 1,678 career points, Ranks 8th in UConn history
- Won 2000 NCAA National Championship
- 2000 NCAA Women's Final Four MVP
- 2000 Big East Player of the Year
- 2000 All-American
- 2000 Sports Illustrated Women's College Player of the Year
- Honda Award Winner

Shea Ralph was named the sixth head coach in Vanderbilt women's basketball history on April 13, 2021. The 2023-24 season marks her third leading the Commodores.

A seven-time national champion as a student-athlete or coach, Ralph arrived at Vanderbilt after spending the previous 13 seasons as an assistant coach alongside Geno Auriemma at the University of Connecticut. While serving as a coach at her alma mater, Ralph helped guide the Huskies to 12 Final Four appearances and six national championships, including a record four consecutive titles from 2013-16.

Vanderbilt was hit hard with a plethora of preseason injuries to begin the 2022-23 campaign. Coach Ralph was able to rally the Commodores and record a second-straight double-digit win season, marking the first time in six years that Vandy has posted back-to-back double-digit win campaigns.

During the 2022-23 campaign, Ralph guided Vanderbilt to a winning record inside Memorial Gymnasium for the 38th time in the last 40 seasons. The Commodores won nine games at Memorial Gym, which included victories over Texas A&M, Arkansas, and Kentucky.

Ralph was key in the development of Ciaja Harbison, who transferred into the



program for her graduate season and become one of the most prolific scorers in the SEC. Harbison earned second team All-SEC honors after averaging 19.6 points per game and shot 40.6% from the field. The only player in the SEC to score 40 points in a game this season, Harbison had three outings with 30-plus points among the 23 times she has scored in double figures while recording the highest scoring average of her collegiate career. Harbison has led the Commodores in scoring 16 times, assists on 20 occasions and steals in 15 games. Harbison tied a school record with 41 points and added five steals in a January win over Texas A&M

In her inaugural season, Ralph led Vanderbilt to its first postseason appearance since 2014. The Commodores reached the third round of the Women's National Invitation Tournament, their longest postseason run since 2013. Vanderbilt also recorded its first SEC Tournament victory in six years when it defeated Texas A&M 85-69 on March 2, 2022.

In all, Ralph accrued the third-most wins of any women's basketball coach in a debut season. That included a 63-59 victory against No. 15 Florida in Memorial Gymnasium on Feb. 24, 2022, the program's first win against a ranked opponent since 2020.

Ralph wasted no time helping individual student-athletes realize their full potential. Jordyn Cambridge, Iyana Moore and Sacha Washington earned All-SEC accolades during the 2021-22 campaign. Cambridge recorded the program's first postseason triple-double during the SEC Tournament, while she and Moore contributed to a program-record 17 3-pointers against Alabama State on Dec. 28, 2021.

Ralph was an instrumental figure in recruiting and player development with the Huskies. She mentored standouts like Paige Bueckers, who in 2020-21 became the first freshman to sweep the major national player-of-the-year





awards: the Naismith Trophy, Associated Press Player of the Year, USBWA National Player of the Year, Lieberman Award and Wooden Award.

In all, Ralph worked with 21 WNBA draft picks at UConn, including nine top-five picks and three No. 1 overall selections: Tina Charles, Maya Moore and Breanna Stewart.

Prior to returning to UConn as an assistant, Ralph spent five seasons at the University of Pittsburgh from 2003-08. She was instrumental in a period of unprecedented success, helping the Panthers improve from single-digit victories to at least 22 victories in each of her final three seasons. Pitt also reached the Sweet 16 for the first time in



program history in 2008. As one of the most celebrated student-athletes in women's basketball history, Ralph ranks eighth in UConn's storied record book with 1,678 points. She also ranks among the program's all-time top 10 in career assists (456), steals (252) and field goal percentage (57.9). Ralph graduated from Connecticut in 2001 with a degree in exercise physiology.

In leading UConn to a national championship in 2000, Ralph was named an All-American and Big East Player of the Year. She was selected at the most valuable player in the 2000 NCAA Women's Final Four. She also won the Honda Award, presented to the premier female student-athlete in 12 collegiate sports, and the "Sports Illustrated for Women" Player of the Year.

Ralph was selected by the Utah Starzz in the 2001 WNBA Draft, but was unable to pursue a professional career due to a knee injury.

Ralph and her husband, Tom Garrick, have one daughter, Maysen. Currently a member of the Vanderbilt coaching staff, Garrick served as head coach of the UMass-Lowell women's basketball program from 2018-21 and previously served as a Vanderbilt assistant from 2009-15.

RALPH'S CAREER RECORD

| SEASON | TEAM | OVERALL | CONF. | CONF. FINISH | POSTSEASON |
|---------|-----------------|---------|-------|--------------|---------------------|
| 1996-97 | UConn (Player) | 33-1 | 18-0 | 1st | Elite Eight |
| 1997-98 | UConn (Player) | 34-3 | 17-1 | 1st | Elite Eight |
| 1998-99 | UConn (Player) | 29-5 | 17-1 | T-1st | Sweet 16 |
| 1999-00 | UConn (Player) | 36-1 | 18-0 | T-1st | NCAA Champions |
| 2000-01 | UConn (Player) | 32-3 | 17-1 | 1st | Final Four |
| 2003-04 | Pittsburgh (AC) | 6-20 | 2-14 | 13th | N/A |
| 2004-05 | Pittsburgh (AC) | 13-15 | 5-11 | 10th | N/A |
| 2005-06 | Pittsburgh (AC) | 22-11 | 9-7 | T-6th | WNIT Final Four |
| 2006-07 | Pittsburgh (AC) | 24-9 | 10-6 | T-5th | NCAA 2nd Rd |
| 2007-08 | Pittsburgh (AC) | 24-11 | 10-6 | T-5th | Sweet 16 |
| 2008-09 | UConn (AC) | 39-0 | 16-0 | 1st | NCAA Champions |
| 2009-10 | UConn (AC) | 39-0 | 16-0 | 1st | NCAA Champions |
| 2010-11 | UConn (AC) | 36-2 | 16-0 | 1st | Final Four |
| 2011-12 | UConn (AC) | 33-5 | 13-3 | T-2nd | Final Four |
| 2012-13 | UConn (AC) | 35-4 | 14-2 | 2nd | NCAA Champions |
| 2013-14 | UConn (AC) | 40-0 | 18-0 | 1st | NCAA Champions |
| 2014-15 | UConn (AC) | 38-1 | 18-0 | 1st | NCAA Champions |
| 2015-16 | UConn (AC) | 38-0 | 18-0 | 1st | NCAA Champions |
| 2016-17 | UConn (AC) | 36-1 | 16-0 | 1st | Final Four |
| 2017-18 | UConn (AC) | 36-1 | 16-0 | 1st | Final Four |
| 2018-19 | UConn (AC) | 35-3 | 16-0 | 1st | Final Four |
| 2019-20 | UConn (AC) | 29-3 | 16-0 | 1st | Tournament Canceled |
| 2020-21 | UConn (AC) | 28-2 | 18-0 | 1st | Final Four |
| 2021-22 | Vanderbilt (HC) | 16-19 | 4-12 | T-12th | WNIT Sweet 16 |
| 2022-23 | Vanderbilt (HC) | 12-19 | 3-13 | 12th | N/A |
| 2022-23 | Vanderbilt (HC) | 21-8 | 8-7 | 6th | -- |

AT VANDERBILT: 49-46 (.518) - Three Seasons

TOTAL: 765-146 (.840) - 26 Seasons

7 - NCAA National Titles ('00, '09, '10, '13, '14, '15, '16)

14 - NCAA Final Fours ('00, '01, '09, '10, '11, '12, '13, '14, '15, '16, '17, '18, '19)

16 - NCAA Elite Eights ('97, '98, '00, '01, '09, '10, '11, '12, '13, '14, '15, '16, '17, '18, '19)

18 - NCAA Sweet 16 Appearances

16 - Conference Regular Season Championships



WOMEN'S BASKETBALL





JADA BROWN

2

Instagram: @_jadabrown
 X: @jadabrown__

G // 5-8 // So. // Bentonville, Ark. (Bentonville High School)

Season Highs

Points // 4, LSU (02/08/24)
 FG Made // 1 (3x), Last: at Arkansas (02/25/24)
 FG Attempts // 4 (2x), Last: Radford (12/31/23)
 3-Pt Made // 1, (2x), Last: at Arkansas (02/25/24)
 3-Pt Attempt // 4, Fairleigh Dickinson (12/29/23)
 FT Made // 2, at Texas A&M (02/15/24)
 FT Attempt // 2 (3x), Last: at Texas A&M (02/15/24)
 Rebounds // 4 (2x), Last: Radford (12/31/23)
 Assists // 2 (2x), Last: Fairleigh Dickinson (12/29/23)
 Steals // 1 (2x), Last: at Texas A&M (02/15/24)
 Blocks // --
 Minutes // 21, LSU (02/08/24)

Career Highs

Points // 12, vs. NC State (11/24/22)
 FG Made // 4, vs. NC State (11/24/22)
 FG Attempts // 12, Samford (11/10/22)
 3-Pt Made // 4, vs. NC State (11/24/22)
 3-Pt Attempt // 8, at LSU (01/01/23)
 FT Made // 2 (2x), Last: at Texas A&M (02/15/24)
 FT Attempt // 2 (4x), Last: at Texas A&M (02/15/24)
 Rebounds // 4 (4x), Last Radford (12/31/23)
 Assists // 5, Tarleth State (11/15/22)
 Steals // 2 (3x), Last: Alabama A&M (12/21/22)
 Blocks // 1 (2x), Last: Florida (01/22/23)
 Minutes // 42, Lipscomb (12/18/22)

- Registered a season-high 4 pts vs. LSU (02/08/24)
- Scored career-high 12 points as a freshman vs. No. 13/11 NC State (11/24/22) after going 4-of-4 from 3-point range
- Recorded 10 points in a home matchup against LSU (02/23/23) as a freshman
- Made 22 career starts as a freshman at Vanderbilt

| SUPERLATIVES | 2023-24 CAREER | SUPERLATIVES | 2023-24 CAREER |
|-----------------|----------------|------------------|----------------|
| 10+ POINTS | -- 2 | 2+ BLOCKS | -- -- |
| 15+ POINTS | -- -- | DOUBLE-DOUBLES | -- -- |
| 20+ POINTS | -- -- | LED VANDY IN PTS | -- -- |
| MADE 3+ 3-PT FG | -- 3 | LED VANDY IN REB | -- -- |
| 10+ REBS | -- -- | LED VANDY IN AST | -- -- |
| 3+ ASSISTS | -- 1 | LED VANDY IN STL | -- 1 |
| 3+ STEALS | -- -- | LED VANDY IN BLK | -- -- |

GAME-BY-GAME

| DATE | OPPONENT | GS | MIN | FGM/A | FG% | 3FG/A | 3P% | FTM/A | FG% | OFF | DEF | TOT | AVG | PF | AST | T/O | BLK | STL | PTS | AVG |
|--|----------------------|----|-------|-------|-------|-------|-------|-------|-------|-----|-----|-----|-----|----|-----|-----|-----|-----|-----|-----|
| 11/06/23 | KENNESAW STATE | | 14:53 | 0-1 | .000 | 0-1 | .000 | 0-0 | .000 | 0 | 1 | 1 | 1.0 | 1 | 1 | 0 | 0 | 0 | 0 | 0.0 |
| 11/09/23 | AT UT MARTIN | | 00:38 | 0-0 | .000 | 0-0 | .000 | 0-0 | .000 | 0 | 0 | 0 | 0.5 | 0 | 0 | 0 | 0 | 0 | 0 | 0.0 |
| 11/12/23 | FAIRFIELD | | | | | | | | | | | | | | | | | | | |
| DID NOT PLAY (COACHES DECISION) | | | | | | | | | | | | | | | | | | | | |
| 11/15/23 | WESTERN KENTUCKY | | 02:07 | 0-0 | .000 | 0-0 | .000 | 0-0 | .000 | 0 | 0 | 0 | 0.3 | 0 | 0 | 0 | 0 | 0 | 0 | 0.0 |
| 11/20/23 | ALABAMA STATE | | 09:19 | 0-1 | .000 | 0-1 | .000 | 0-0 | .000 | 0 | 0 | 0 | 0.3 | 1 | 2 | 2 | 0 | 1 | 0 | 0.0 |
| 11/24/23 | VS. IOWA STATE | | | | | | | | | | | | | | | | | | | |
| DID NOT PLAY (COACHES DECISION) | | | | | | | | | | | | | | | | | | | | |
| 11/25/23 | VS. NORTHERN IOWA | | | | | | | | | | | | | | | | | | | |
| DID NOT PLAY (COACHES DECISION) | | | | | | | | | | | | | | | | | | | | |
| 11/29/23 | AT NC STATE | | | | | | | | | | | | | | | | | | | |
| DID NOT PLAY (COACHES DECISION) | | | | | | | | | | | | | | | | | | | | |
| 12/03/23 | LOUISIANA TECH | | | | | | | | | | | | | | | | | | | |
| DID NOT PLAY (COACHES DECISION) | | | | | | | | | | | | | | | | | | | | |
| 12/07/23 | AT BUTLER | | | | | | | | | | | | | | | | | | | |
| DID NOT PLAY (COACHES DECISION) | | | | | | | | | | | | | | | | | | | | |
| 12/17/23 | LIPSCOMB | | 02:05 | 0-0 | .000 | 0-0 | .000 | 0-0 | .000 | 0 | 0 | 0 | 0.2 | 0 | 0 | 0 | 0 | 0 | 0 | 0.0 |
| 12/20/23 | DAYTON | | 00:54 | 0-0 | .000 | 0-0 | .000 | 0-0 | .000 | 0 | 0 | 0 | 0.2 | 0 | 0 | 0 | 0 | 0 | 0 | 0.0 |
| 12/29/23 | FAIRLEIGH DICKINSON | | 18:46 | 0-4 | .000 | 0-4 | .000 | 0-0 | .000 | 0 | 4 | 4 | 0.7 | 2 | 2 | 2 | 0 | 0 | 0 | 0.0 |
| 12/31/23 | RADFORD | | 11:29 | 1-4 | .250 | 0-2 | .000 | 0-0 | .000 | 1 | 3 | 4 | 1.1 | 1 | 0 | 0 | 0 | 0 | 2 | 0.3 |
| 01/04/24 | AT MISSISSIPPI STATE | | | | | | | | | | | | | | | | | | | |
| DID NOT PLAY (COACHES DECISION) | | | | | | | | | | | | | | | | | | | | |
| 01/07/24 | FLORIDA | | | | | | | | | | | | | | | | | | | |
| DID NOT PLAY (COACHES DECISION) | | | | | | | | | | | | | | | | | | | | |
| 01/11/24 | AT KENTUCKY | | 01:15 | 0-1 | .000 | 0-0 | .000 | 0-0 | .000 | 0 | 0 | 0 | 1.0 | 0 | 0 | 0 | 0 | 0 | 0 | 0.2 |
| 01/14/23 | MISSOURI | | | | | | | | | | | | | | | | | | | |
| DID NOT PLAY (COACHES DECISION) | | | | | | | | | | | | | | | | | | | | |
| 01/18/24 | AUBURN | | | | | | | | | | | | | | | | | | | |
| DID NOT PLAY (COACHES DECISION) | | | | | | | | | | | | | | | | | | | | |
| 01/21/24 | AT TENNESSEE | | | | | | | | | | | | | | | | | | | |
| DID NOT PLAY (COACHES DECISION) | | | | | | | | | | | | | | | | | | | | |
| 01/28/24 | AT SOUTH CAROLINA | | | | | | | | | | | | | | | | | | | |
| DID NOT PLAY (COACHES DECISION) | | | | | | | | | | | | | | | | | | | | |
| 02/01/24 | OLE MISS | | 01:04 | 0-0 | .000 | 0-0 | .000 | 0-0 | .000 | 0 | 0 | 0 | 0.9 | 1 | 0 | 0 | 0 | 0 | 0 | 0.2 |
| 02/05/24 | ALABAMA | | | | | | | | | | | | | | | | | | | |
| DID NOT PLAY (COACHES DECISION) | | | | | | | | | | | | | | | | | | | | |
| 02/08/24 | LSU | | 20:37 | 1-3 | .333 | 1-3 | .333 | 1-2 | .500 | 0 | 0 | 0 | 0.8 | 3 | 0 | 1 | 0 | 0 | 4 | 0.5 |
| 02/11/24 | AT GEORGIA | | 09:41 | 0-1 | .000 | 0-1 | .000 | 1-2 | .500 | 0 | 0 | 0 | 0.8 | 1 | 0 | 0 | 0 | 0 | 1 | 0.6 |
| 02/15/24 | AT TEXAS A&M | | 07:32 | 0-0 | .000 | 0-0 | .000 | 2-2 | 1.000 | 0 | 1 | 1 | 0.8 | 1 | 0 | 1 | 0 | 1 | 2 | 0.7 |
| 02/18/24 | TENNESSEE | | 03:05 | 0-0 | .000 | 0-0 | .000 | 0-0 | .000 | 0 | 0 | 0 | 0.7 | 1 | 0 | 0 | 0 | 0 | 0 | 0.6 |
| 02/25/24 | AT ARKANSAS | | 08:04 | 1-1 | 1.000 | 1-1 | 1.000 | 0-0 | .000 | 0 | 0 | 0 | 0.7 | 0 | 0 | 0 | 0 | 0 | 3 | 0.8 |
| 02/29/24 | AT MISSOURI | | 06:34 | 0-3 | .000 | 0-2 | .000 | 0-0 | .000 | 1 | 0 | 1 | 0.7 | 0 | 2 | 0 | 0 | 0 | 0 | 0.8 |
| 03/03/24 | GEORGIA | | | | | | | | | | | | | | | | | | | |
| TOTAL | | | | | | | | | | | | | | | | | | | | |
| 118:03 3-19 .158 2-15 .133 4-6 .667 2 9 11 0.7 12 7 6 0 2 12 0.8 | | | | | | | | | | | | | | | | | | | | |

CAREER STATS

| YEAR | GP | GS | MIN | AVG | FG | FGA | PCT | 3FG | 3FGA | 3PCT | FT | FTA | PCT | OFF | DEF | TOT | AVG | PF | FO | AST | TO | BLK | STL | PTS | AVG |
|--|----|----|-----|------|----|-----|------|-----|------|------|----|-----|------|-----|-----|-----|-----|----|----|-----|----|-----|-----|-----|-----|
| 2022-23 | 30 | 22 | 637 | 21.3 | 44 | 150 | .293 | 32 | 105 | .305 | 12 | 14 | .857 | 13 | 19 | 32 | 1.1 | 35 | 0 | 24 | 44 | 1 | 14 | 132 | 4.4 |
| 2023-24 | 16 | 0 | 118 | 7.4 | 3 | 19 | .158 | 2 | 15 | .133 | 4 | 6 | .667 | 2 | 9 | 11 | 0.7 | 12 | 0 | 7 | 6 | 0 | 2 | 12 | 0.8 |
| TOTAL | | | | | | | | | | | | | | | | | | | | | | | | | |
| 46 22 756 16.4 47 169 .278 34 120 .283 16 20 .800 15 28 43 0.9 47 0 31 50 1 16 144 3.1 | | | | | | | | | | | | | | | | | | | | | | | | | |



JORDYN CAMBRIDGE

3

Instagram: @jordyncambridge3
 X: @jodyforever3



G // 5-9 // Gr. // Nashville, Tenn. (Ensworth High School)

Season Highs

Points // 28, vs. Northern Iowa (11/25/23)
 FG Made // 11, vs. Northern Iowa (11/25/23)
 FG Attempts // 20, Tennessee (02/18/24)
 3-Pt Made // 5, vs. Northern Iowa (11/25/23)
 3-Pt Attempt // 10, at NC State (11/29/23)
 FT Made // 7, Western Kentucky (11/15/23)
 FT Attempt // 9(2x), Last: Western Kentucky (11/15/23)
 Rebounds // 14, Lipscomb (12/17/23)
 Assists // 12, at Kentucky (01/11/24)
 Steals // 8, Radford (12/31/23)
 Blocks // 2, at Tennessee (01/21/24)
 Minutes // 40 (4x), Last: at Missouri (02/29/24)

Career Highs

Points // 28, vs. Northern Iowa (11/25/23)
 FG Made // 11, vs. Northern Iowa (11/25/23)
 FG Attempts // 20, Tennessee (02/18/24)
 3-Pt Made // 5 (2x), Last: vs. Northern Iowa (11/25/23)
 3-Pt Attempt // 10, at NC State (11/29/23)
 FT Made // 7, vs. Western Kentucky (11/15/23)
 FT Attempt // 9 (3x), Last: vs. Western Kentucky (11/15/23)
 Rebounds // 15, vs. Texas A&M (03/02/22)
 Assists // 12, at Kentucky (01/11/24)
 Steals // 10, UAlbany (12/08/21)
 Blocks // 3, at Alabama (01/26/20)
 Minutes // 44, Alabama (02/06/22)

- Ranks 3rd in NCAA Division I in Steals with 102
- Posted Six Double-Doubles this season
- Collected 3 or more steals in 22 games this season
- Two-time All-SEC Defensive Team (2019-20, 2021-22)
- Recorded the second-ever triple-double at the SEC Tournament with a 15-reb, 13-pt, 10-ast effort vs. Texas A&M on March 2, 2022

| SUPERLATIVES | 2023-24 CAREER | | SUPERLATIVES | 2023-24 CAREER | |
|-----------------|----------------|----|------------------|----------------|----|
| 10+ POINTS | 19 | 50 | DOUBLE-DOUBLES | 6 | 11 |
| 15+ POINTS | 7 | 15 | TRIPLE-DOUBLES | -- | 1 |
| 20+ POINTS | 4 | 6 | LED VANDY IN PTS | 7 | 13 |
| MADE 3+ 3-PT FG | 4 | 6 | LED VANDY IN REB | 8 | 20 |
| 10+ REBS | 6 | 10 | LED VANDY IN AST | 17 | 58 |
| 3+ ASSISTIS | 21 | 79 | LED VANDY IN STL | 22 | 75 |
| 3+ STEALS | 22 | 65 | LED VANDY IN BLK | 4 | 16 |

GAME-BY-GAME

| DATE | OPPONENT | GS | MIN | FGM/A | FG% | 3FG/A | 3P% | FTM/A | FT% | OFF | DEF | TOT | AVG | PF | AST | T/O | BLK | STL | PTS | AVG |
|--------------|----------------------|----|----------------|----------------|-------------|---------------|-------------|--------------|-------------|-----------|------------|------------|------------|-----------|------------|-----------|----------|------------|------------|-------------|
| 11/06/23 | KENNESAW STATE | * | 21:29 | 2-7 | .286 | 1-1 | 1.000 | 6-6 | 1.000 | 2 | 2 | 4 | 4.0 | 1 | 7 | 2 | 0 | 5 | 11 | 11.0 |
| 11/09/23 | AT UT MARTIN | * | 39:22 | 5-10 | .500 | 2-5 | .400 | 4-6 | .667 | 4 | 8 | 12 | 8.0 | 2 | 6 | 2 | 0 | 4 | 16 | 13.5 |
| 11/12/23 | FAIRFIELD | * | 40:00 | 3-8 | .375 | 0-3 | .000 | 6-9 | .667 | 3 | 4 | 7 | 7.7 | 3 | 1 | 2 | 0 | 5 | 12 | 13.0 |
| 11/15/23 | WESTERN KENTUCKY | * | 37:30 | 2-12 | .167 | 0-3 | .000 | 7-9 | .778 | 4 | 9 | 13 | 9.0 | 4 | 8 | 8 | 0 | 3 | 11 | 12.5 |
| 11/20/23 | ALABAMA STATE | * | 27:42 | 5-7 | .714 | 0-1 | .000 | 3-5 | .600 | 1 | 2 | 3 | 7.8 | 0 | 7 | 2 | 0 | 5 | 13 | 12.6 |
| 11/24/23 | VS. IOWA STATE | * | 34:55 | 4-11 | .364 | 2-5 | .400 | 2-2 | 1.000 | 0 | 11 | 11 | 8.3 | 1 | 3 | 1 | 0 | 2 | 12 | 12.5 |
| 11/25/23 | VS. NORTHERN IOWA | * | 39:30 | 11-18 | .611 | 5-8 | .625 | 1-2 | .500 | 2 | 4 | 6 | 8.0 | 4 | 3 | 2 | 1 | 7 | 28 | 14.7 |
| 11/29/23 | AT NC STATE | * | 40:00 | 5-16 | .313 | 4-10 | .400 | 1-1 | 1.000 | 2 | 1 | 3 | 7.4 | 2 | 3 | 1 | 0 | 5 | 15 | 14.8 |
| 12/03/23 | LOUISIANA TECH | * | 39:34 | 2-12 | .167 | 0-4 | .000 | 3-4 | .750 | 4 | 6 | 10 | 7.7 | 1 | 5 | 1 | 0 | 3 | 7 | 13.9 |
| 12/07/23 | AT BUTLER | * | 37:42 | 4-12 | .333 | 0-2 | .000 | 4-5 | .800 | 5 | 3 | 8 | 7.7 | 3 | 2 | 2 | 0 | 4 | 12 | 13.7 |
| 12/17/23 | LIPSCOMB | * | 36:28 | 8-19 | .421 | 3-7 | .429 | 4-5 | .800 | 3 | 11 | 14 | 8.3 | 3 | 5 | 2 | 1 | 4 | 23 | 14.5 |
| 12/20/23 | DAYTON | * | 35:15 | 8-17 | .471 | 4-8 | .500 | 2-2 | 1.000 | 3 | 7 | 10 | 8.4 | 2 | 3 | 4 | 1 | 5 | 22 | 15.2 |
| 12/29/23 | FAIRLEIGH DICKINSON | * | 22:25 | 3-10 | .300 | 1-4 | .250 | 0-0 | .000 | 1 | 3 | 4 | 8.1 | 1 | 6 | 0 | 0 | 3 | 7 | 14.5 |
| 12/31/23 | RADFORD | * | 30:33 | 8-12 | .667 | 2-6 | .333 | 0-0 | .000 | 0 | 3 | 3 | 7.7 | 1 | 5 | 1 | 0 | 8 | 18 | 14.8 |
| 01/04/24 | AT MISSISSIPPI STATE | * | 23:28 | 3-8 | .375 | 0-3 | .000 | 1-1 | 1.000 | 1 | 2 | 3 | 7.4 | 5 | 4 | 3 | 0 | 2 | 7 | 14.3 |
| 01/07/24 | FLORIDA | * | 39:22 | 8-15 | .533 | 2-4 | .500 | 6-8 | .750 | 0 | 8 | 8 | 7.4 | 1 | 3 | 7 | 0 | 3 | 24 | 14.9 |
| 01/11/24 | AT KENTUCKY | * | 33:08 | 4-12 | .333 | 2-4 | .500 | 2-2 | 1.000 | 0 | 5 | 5 | 7.3 | 4 | 12 | 4 | 1 | 3 | 12 | 14.7 |
| 01/14/23 | MISSOURI | * | 31:10 | 3-9 | .333 | 1-5 | .200 | 5-6 | .833 | 0 | 4 | 4 | 7.1 | 3 | 2 | 2 | 0 | 2 | 12 | 14.6 |
| 01/18/24 | AUBURN | * | 32:27 | 3-11 | .273 | 1-4 | .250 | 0-0 | .000 | 0 | 3 | 3 | 6.9 | 4 | 3 | 6 | 0 | 3 | 7 | 14.2 |
| 01/21/24 | AT TENNESSEE | * | 40:00 | 5-17 | .294 | 2-9 | .222 | 0-0 | .000 | 1 | 5 | 6 | 6.9 | 3 | 2 | 3 | 2 | 3 | 12 | 14.1 |
| 01/28/24 | AT SOUTH CAROLINA | * | 38:57 | 6-16 | .375 | 2-9 | .222 | 0-0 | .000 | 1 | 1 | 2 | 6.6 | 0 | 8 | 3 | 0 | 2 | 14 | 14.0 |
| 02/01/24 | OLE MISS | * | 35:25 | 3-12 | .250 | 2-5 | .400 | 3-4 | .750 | 1 | 5 | 6 | 6.6 | 4 | 1 | 2 | 0 | 1 | 11 | 13.9 |
| 02/05/24 | ALABAMA | * | 30:11 | 1-7 | .143 | 1-4 | .250 | 4-4 | 1.000 | 3 | 1 | 4 | 6.5 | 5 | 1 | 2 | 0 | 0 | 7 | 13.6 |
| 02/08/24 | LSU | * | 35:57 | 3-15 | .200 | 1-10 | .100 | 0-2 | .000 | 1 | 2 | 3 | 6.3 | 2 | 6 | 2 | 0 | 5 | 7 | 13.3 |
| 02/11/24 | AT GEORGIA | * | 38:10 | 2-8 | .250 | 0-2 | .000 | 3-4 | .750 | 2 | 6 | 8 | 6.4 | 0 | 3 | 1 | 0 | 3 | 7 | 13.1 |
| 02/15/24 | AT TEXAS A&M | * | 27:05 | 3-6 | .500 | 1-3 | .333 | 0-0 | .000 | 0 | 1 | 1 | 6.2 | 3 | 3 | 1 | 0 | 0 | 7 | 12.8 |
| 02/18/24 | TENNESSEE | * | 39:46 | 6-20 | .300 | 1-4 | .250 | 1-2 | .500 | 3 | 3 | 6 | 6.2 | 5 | 6 | 2 | 0 | 3 | 14 | 12.9 |
| 02/25/24 | AT ARKANSAS | * | 36:37 | 0-12 | .000 | 0-6 | .000 | 1-2 | .500 | 2 | 6 | 8 | 6.3 | 4 | 4 | 2 | 0 | 4 | 1 | 12.5 |
| 02/29/24 | AT MISSOURI | * | 40:00 | 2-10 | .200 | 0- | .000 | 2-4 | .500 | 1 | 1 | 2 | 6.1 | 2 | 8 | 4 | 0 | 4 | 6 | 12.2 |
| 03/03/24 | GEORGIA | | | | | | | | | | | | | | | | | | | |
| TOTAL | | | 1004:07 | 122-349 | .350 | 40-144 | .278 | 71-95 | .747 | 50 | 127 | 177 | 6.1 | 73 | 130 | 74 | 6 | 102 | 355 | 12.2 |

CAREER STATS

| YEAR | GP | GS | MIN | AVG | FG | FGA | PCT | 3FG | 3FGA | 3PCT | FT | FTA | PCT | OFF | DEF | TOT | AVG | PF | FO | AST | TO | BLK | STL | PTS | AVG | |
|--------------|-----------------------------|-----------|-------------|-------------|------------|------------|-------------|-----------|------------|-------------|------------|------------|-------------|------------|------------|------------|------------|------------|----------|------------|------------|-----------|------------|------------|------------|--|
| 2018-19 | 24 | 0 | 369 | 15.4 | 28 | 83 | .337 | 4 | 19 | .211 | 18 | 31 | .581 | 13 | 29 | 42 | 1.8 | 43 | 1 | 40 | 40 | 2 | 20 | 78 | 3.3 | |
| 2019-20 | 30 | 30 | 876 | 29.2 | 78 | 225 | .347 | 14 | 58 | .241 | 40 | 60 | .667 | 35 | 122 | 157 | 5.2 | 82 | 4 | 105 | 99 | 14 | 85 | 210 | 7.0 | |
| 2020-21 | MISSED SEASON DUE TO INJURY | | | | | | | | | | | | | | | | | | | | | | | | | |
| 2021-22 | 33 | 33 | 1120 | 34.0 | 128 | 315 | .406 | 12 | 70 | .171 | 86 | 140 | .614 | 61 | 124 | 185 | 5.6 | 82 | 0 | 146 | 110 | 6 | 129 | 354 | 10.7 | |
| 2022-23 | MISSED SEASON DUE TO INJURY | | | | | | | | | | | | | | | | | | | | | | | | | |
| 2023-24 | 29 | 29 | 1004 | 34.6 | 122 | 349 | .350 | 40 | 144 | .278 | 71 | 95 | .747 | 50 | 127 | 177 | 6.1 | 73 | 3 | 130 | 74 | 6 | 102 | 355 | 12.2 | |
| TOTAL | 116 | 92 | 3369 | 29.0 | 356 | 972 | .366 | 70 | 291 | .241 | 215 | 326 | .660 | 159 | 402 | 561 | 4.8 | 280 | 8 | 421 | 323 | 28 | 336 | 997 | 8.6 | |



MADISON GREENE

4

Instagram: @mad1son_04
 X: @Mad1son_04

G // 5-6 // Fr. // Columbus, Ohio (Pickerington Central High School)

Season Highs

Points // 17, Louisiana Tech (12/03/23)
 FG Made // 6, Louisiana Tech (12/03/23)
 FG Attempts // 13, Louisiana Tech (12/03/23)
 3-Pt Made // 3, Louisiana Tech (12/03/23)
 3-Pt Attempt // 7, Louisiana Tech (12/03/23)
 FT Made // 2, Louisiana Tech (12/03/23)
 FT Attempt // 2 (3x), Last: Louisiana Tech (12/03/23)
 Rebounds // 4, at NC State (11/29/23)
 Assists // 4, at NC State (11/29/23)
 Steals // 3, vs. Fairfield (11/12/23)
 Blocks // --
 Minutes // 28 (2x), Last: Louisiana Tech (12/03/23)

Career Highs

Points // 17, Louisiana Tech (12/03/23)
 FG Made // 6, Louisiana Tech (12/03/23)
 FG Attempts // 13, Louisiana Tech (12/03/23)
 3-Pt Made // 3, Louisiana Tech (12/03/23)
 3-Pt Attempt // 7, Louisiana Tech (12/03/23)
 FT Made // 2, Louisiana Tech (12/03/23)
 FT Attempt // 2 (3x), Last: Louisiana Tech (12/03/23)
 Rebounds // 4, at NC State (11/29/23)
 Assists // 4, at NC State (11/29/23)
 Steals // 3, vs. Fairfield (11/12/23)
 Blocks // --
 Minutes // 28 (2x), Last: Louisiana Tech (12/03/23)

- Will miss the rest of the 2023-24 season due to injury
- Scored a career-high 17 pts vs. Louisiana Tech on Dec. 3
- Hit a Career-Best 3 3-Pt FG vs. Louisiana Tech on Dec. 3
- Rated as the No. 3 prospect in Ohio by Prep Girls Hoops Ohio
- Miss. Ohio Basketball finalist (2023)

| SUPERLATIVES | 2023-24 CAREER | SUPERLATIVES | 2023-24 CAREER |
|-----------------|----------------|------------------|----------------|
| 10+ POINTS | 3 3 | 2+ BLOCKS | -- -- |
| 15+ POINTS | 1 1 | DOUBLE-DOUBLES | -- -- |
| 20+ POINTS | -- -- | LED VANDY IN PTS | -- -- |
| MADE 3+ 3-PT FG | 1 1 | LED VANDY IN REB | -- -- |
| 10+ REBS | -- -- | LED VANDY IN AST | 1 1 |
| 3+ ASSISTS | 1 1 | LED VANDY IN STL | -- -- |
| 3+ STEALS | 1 1 | LED VANDY IN BLK | -- -- |

GAME-BY-GAME

| DATE | OPPONENT | GS | MIN | FGM/A | FG% | 3FG/A | 3P% | FTM/A | FG% | OFF | DEF | TOT | AVG | PF | AST | T/O | BLK | STL | PTS | AVG |
|--------------|----------------------|----|--------|-------|------|-------|-------|-------|-------|-----|-----|-----|-----|----|-----|-----|-----|-----|-----|------|
| 11/06/23 | KENNESAW STATE | | 18:07 | 4-9 | .444 | 1-3 | .333 | 0-0 | .000 | 0 | 2 | 2 | 2.0 | 1 | 0 | 1 | 0 | 2 | 9 | 9.0 |
| 11/09/23 | AT UT MARTIN | | 27:51 | 4-9 | .444 | 2-3 | .667 | 1-2 | .500 | 1 | 1 | 2 | 2.0 | 3 | 0 | 0 | 0 | 2 | 11 | 10.0 |
| 11/12/23 | FAIRFIELD | | 24:43 | 3-9 | .333 | 1-3 | .333 | 0-0 | .000 | 1 | 1 | 2 | 2.0 | 2 | 0 | 3 | 0 | 3 | 7 | 9.0 |
| 11/15/23 | WESTERN KENTUCKY | | 16:00 | 1-5 | .200 | 1-4 | .250 | 0-0 | .000 | 1 | 0 | 1 | 1.8 | 1 | 0 | 3 | 0 | 1 | 3 | 7.5 |
| 11/20/23 | ALABAMA STATE | | 14:17 | 0-2 | .000 | 0-1 | .000 | 0-0 | .000 | 0 | 0 | 0 | 1.4 | 3 | 2 | 2 | 0 | 1 | 0 | 6.0 |
| 11/24/23 | VS. IOWA STATE | | 16:41 | 2-3 | .667 | 1-2 | .500 | 0-0 | .000 | 0 | 0 | 0 | 1.2 | 1 | 1 | 0 | 0 | 1 | 5 | 5.8 |
| 11/25/23 | VS. NORTHERN IOWA | | 19:21 | 2-6 | .333 | 0-3 | .000 | 1-2 | .500 | 1 | 1 | 2 | 1.3 | 3 | 2 | 1 | 0 | 0 | 5 | 5.7 |
| 11/29/23 | AT NC STATE | | 21:18 | 2-4 | .500 | 1-1 | 1.000 | 0-0 | .000 | 0 | 4 | 4 | 1.6 | 2 | 4 | 1 | 0 | 2 | 5 | 5.6 |
| 12/03/23 | LOUISIANA TECH | | 27:39 | 6-13 | .462 | 3-7 | .429 | 2-2 | 1.000 | 1 | 0 | 1 | 1.6 | 3 | 2 | 1 | 0 | 1 | 17 | 6.9 |
| 12/07/23 | AT BUTLER | | 25:28 | 5-10 | .500 | 0-1 | .000 | 0-0 | .000 | 0 | 2 | 2 | 1.6 | 3 | 2 | 2 | 0 | 2 | 10 | 7.2 |
| 12/17/23 | LIPSCOMB | | 05:47 | 2-3 | .667 | 0-0 | .000 | 0-0 | .000 | 0 | 0 | 0 | 1.5 | 0 | 0 | 0 | 0 | 0 | 4 | 6.9 |
| 12/20/23 | DAYTON | | | | | | | | | | | | | | | | | | | |
| 12/29/23 | FAIRLEIGH DICKINSON | | | | | | | | | | | | | | | | | | | |
| 12/31/23 | RADFORD | | | | | | | | | | | | | | | | | | | |
| 01/04/24 | AT MISSISSIPPI STATE | | | | | | | | | | | | | | | | | | | |
| 01/07/24 | FLORIDA | | | | | | | | | | | | | | | | | | | |
| 01/11/24 | AT KENTUCKY | | | | | | | | | | | | | | | | | | | |
| 01/14/23 | MISSOURI | | | | | | | | | | | | | | | | | | | |
| 01/18/24 | AUBURN | | | | | | | | | | | | | | | | | | | |
| 01/21/24 | AT TENNESSEE | | | | | | | | | | | | | | | | | | | |
| 01/28/24 | AT SOUTH CAROLINA | | | | | | | | | | | | | | | | | | | |
| 02/01/24 | OLE MISS | | | | | | | | | | | | | | | | | | | |
| 02/05/24 | ALABAMA | | | | | | | | | | | | | | | | | | | |
| 02/08/24 | LSU | | | | | | | | | | | | | | | | | | | |
| 02/11/24 | AT GEORGIA | | | | | | | | | | | | | | | | | | | |
| 02/15/24 | AT TEXAS A&M | | | | | | | | | | | | | | | | | | | |
| 02/18/24 | TENNESSEE | | | | | | | | | | | | | | | | | | | |
| 02/25/24 | AT ARKANSAS | | | | | | | | | | | | | | | | | | | |
| 02/29/24 | AT MISSOURI | | | | | | | | | | | | | | | | | | | |
| 03/03/24 | GEORGIA | | | | | | | | | | | | | | | | | | | |
| TOTAL | | | 217:11 | 31-73 | .425 | 10-28 | .357 | 4-6 | .667 | 5 | 11 | 16 | 1.5 | 22 | 13 | 14 | 0 | 15 | 76 | 6.9 |

CAREER STATS

| YEAR | GP | GS | MIN | AVG | FG | FGA | PCT | 3FG | 3FGA | 3PCT | FT | FTA | PCT | OFF | DEF | TOT | AVG | PF | FO | AST | TO | BLK | STL | PTS | AVG |
|--------------|-----------|----------|------------|-------------|-----------|-----------|-------------|-----------|-----------|-------------|----------|----------|-------------|----------|-----------|-----------|------------|-----------|----------|-----------|-----------|----------|-----------|-----------|------------|
| 2023-24 | 11 | 0 | 217 | 19.7 | 31 | 73 | .425 | 10 | 28 | .357 | 4 | 6 | .667 | 5 | 11 | 16 | 1.5 | 22 | 0 | 13 | 14 | 0 | 15 | 76 | 6.9 |
| TOTAL | 11 | 0 | 217 | 19.7 | 31 | 73 | .425 | 10 | 28 | .357 | 4 | 6 | .667 | 5 | 11 | 16 | 1.5 | 22 | 0 | 13 | 14 | 0 | 15 | 76 | 6.9 |



RYANNE ALLEN

5

@ryanneallenn
 @RyRyBuckets



G // 6-1 // So. // Warminster, Pa. (Archbishop Wood High School)

Season Highs

Points // 9, Kennesaw State (11/06/23)
 FG Made // 3, FDU (12/29/23)
 FG Attempts // 6, Radford (12/31/23)
 3-Pt Made // 2 (4x), Last: LSU (02/08/24)
 3-Pt Attempt // 5, LSU (02/08/24)
 FT Made // 6, vs. Kennesaw State (11/06/23)
 FT Attempt // 6, vs. Kennesaw State (11/06/23)
 Rebounds // 6, vs. Kennesaw State (11/06/23)
 Assists // 4 (2x), vs. Fairfield (11/12/23)
 Steals // 2, vs. Iowa State (11/24/23)
 Blocks // 1, LSU (02/08/24)
 Minutes // 18, Radford (12/31/23)

Career Highs

Points // 17, Samford (11/10/22)
 FG Made // 5 (3x), Last: Saint Joseph's (11/20/22)
 FG Attempts // 10 (2x), Last: vs. NC State (11/24/22)
 3-Pt Made // 4 (2x), Last: at Louisiana Tech (12/08/22)
 3-Pt Attempt // 8, vs. NC State (11/24/22)
 FT Made // 6 (2x), Last: vs. Kennesaw State (11/06/23)
 FT Attempt // 6 (2x), Last: vs. Kennesaw State (11/06/23)
 Rebounds // 6 (2x), Last: vs. Kennesaw State (11/06/23)
 Assists // 4 (2x), vs. Fairfield (11/12/23)
 Steals // 2 (4x), Last: vs. Iowa State (11/24/23)
 Blocks // 1 (7x), Last: LSU (02/08/24)
 Minutes // 33, Arkansas (02/09/23)

- Scored a season-best 9 pts vs. Kennesaw State on Nov. 6
- Scored career-best 17 points in her second collegiate game against Samford
- Two-time SEC Freshman of the Week (12.13.22, 2.14.23)
- Ranked No. 82 in 2022 Class by ESPN HoopGurlz

| SUPERLATIVES | 2023-24 CAREER | SUPERLATIVES | 2023-24 CAREER |
|-----------------|----------------|------------------|----------------|
| 10+ POINTS | -- 6 | 2+ BLOCKS | -- -- |
| 15+ POINTS | -- 1 | DOUBLE-DOUBLES | -- -- |
| 20+ POINTS | -- -- | LED VANDY IN PTS | -- 1 |
| MADE 3+ 3-PT FG | -- 4 | LED VANDY IN REB | 1 1 |
| 10+ REBS | -- -- | LED VANDY IN AST | -- 1 |
| 3+ ASSISTIS | 2 5 | LED VANDY IN STL | -- -- |
| 3+ STEALS | -- -- | LED VANDY IN BLK | -- 2 |

GAME-BY-GAME

| DATE | OPPONENT | GS | MIN | FGM/A | FG% | 3FG/A | 3P% | FTM/A | FG% | OFF | DEF | TOT | AVG | PF | AST | T/O | BLK | STL | PTS | AVG |
|--------------|----------------------|----|--------|-------|------|-------|-------|-------|-------|---------------------------------|-----|-----|-----|----|-----|-----|-----|-----|-----|-----|
| 11/06/23 | KENNESAW STATE | | 14:51 | 1-4 | .250 | 1-3 | .333 | 6-6 | 1.000 | 3 | 3 | 6 | 6.0 | 1 | 4 | 0 | 0 | 0 | 9 | 9.0 |
| 11/09/23 | AT UT MARTIN | | 03:01 | 0-1 | .000 | 0-1 | .000 | 0-0 | .000 | 0 | 0 | 0 | 3.0 | 0 | 1 | 0 | 0 | 0 | 0 | 4.5 |
| 11/12/23 | FAIRFIELD | | 15:09 | 0-3 | .000 | 0-3 | .000 | 1-2 | .500 | 0 | 0 | 0 | 2.0 | 1 | 4 | 0 | 0 | 0 | 1 | 3.3 |
| 11/15/23 | WESTERN KENTUCKY | | 01:15 | 0-0 | .000 | 0-0 | .000 | 0-0 | .000 | 0 | 0 | 0 | 1.5 | 0 | 0 | 0 | 0 | 0 | 0 | 2.5 |
| 11/20/23 | ALABAMA STATE | | 09:25 | 1-3 | .333 | 0-2 | .000 | 0-0 | .000 | 0 | 2 | 2 | 1.6 | 1 | 1 | 0 | 0 | 0 | 2 | 2.4 |
| 11/24/23 | VS. IOWA STATE | | 04:50 | 1-2 | .500 | 0-1 | .000 | 0-0 | .000 | 0 | 1 | 1 | 1.5 | 0 | 0 | 0 | 0 | 2 | 2 | 2.3 |
| 11/25/23 | VS. NORTHERN IOWA | | | | | | | | | DID NOT PLAY (COACHES DECISION) | | | | | | | | | | |
| 11/29/23 | AT NC STATE | | 03:52 | 1-2 | .500 | 1-2 | .500 | 0-0 | .000 | 0 | 0 | 0 | 1.3 | 0 | 0 | 0 | 0 | 0 | 3 | 2.4 |
| 12/03/23 | LOUISIANA TECH | | 06:44 | 0-1 | .000 | 0-1 | .000 | 0-0 | .000 | 0 | 0 | 0 | 1.1 | 1 | 1 | 1 | 0 | 1 | 0 | 2.1 |
| 12/07/23 | AT BUTLER | | | | | | | | | DID NOT PLAY (COACHES DECISION) | | | | | | | | | | |
| 12/17/23 | LIPSCOMB | | 08:55 | 2-3 | .667 | 1-2 | .500 | 0-0 | .000 | 0 | 2 | 2 | 1.2 | 0 | 0 | 0 | 0 | 1 | 5 | 2.4 |
| 12/20/23 | DAYTON | | 05:11 | 0-0 | .000 | 0-0 | .000 | 0-0 | .000 | 0 | 1 | 1 | 1.2 | 0 | 0 | 0 | 0 | 0 | 0 | 2.2 |
| 12/29/23 | FAIRLEIGH DICKINSON | | 15:38 | 3-4 | .750 | 2-3 | .667 | 0-0 | .000 | 2 | 3 | 5 | 1.5 | 4 | 1 | 2 | 0 | 1 | 8 | 2.7 |
| 12/31/23 | RADFORD | | 18:18 | 2-6 | .333 | 2-3 | .667 | 2-2 | 1.000 | 1 | 1 | 2 | 1.6 | 0 | 1 | 0 | 0 | 1 | 8 | 3.2 |
| 01/04/24 | AT MISSISSIPPI STATE | | 03:56 | 1-2 | .500 | 1-2 | .500 | 0-0 | .000 | 0 | 2 | 2 | 1.6 | 0 | 0 | 0 | 0 | 0 | 3 | 3.2 |
| 01/07/24 | FLORIDA | | 00:38 | 0-0 | .000 | 0-0 | .000 | 0-0 | .000 | 0 | 0 | 0 | 1.5 | 0 | 0 | 0 | 0 | 0 | 0 | 2.9 |
| 01/11/24 | AT KENTUCKY | | 03:05 | 0-0 | .000 | 0-0 | .000 | 0-0 | .000 | 0 | 0 | 0 | 1.4 | 0 | 0 | 0 | 0 | 0 | 0 | 2.7 |
| 01/14/23 | MISSOURI | | 08:18 | 2-4 | .500 | 2-4 | .500 | 0-0 | .000 | 0 | 1 | 1 | 1.4 | 2 | 0 | 1 | 0 | 0 | 6 | 2.9 |
| 01/18/24 | AUBURN | | 02:40 | 0-1 | .000 | 0-1 | .000 | 0-0 | .000 | 0 | 0 | 0 | 1.3 | 0 | 0 | 0 | 0 | 0 | 0 | 2.8 |
| 01/21/24 | AT TENNESSEE | | 01:25 | 0-0 | .000 | 0-0 | .000 | 0-0 | .000 | 0 | 0 | 0 | 1.2 | 1 | 0 | 0 | 0 | 0 | 0 | 2.6 |
| 01/28/24 | AT SOUTH CAROLINA | | 11:49 | 0-1 | .000 | 0-1 | .000 | 0-0 | .000 | 0 | 0 | 0 | 1.2 | 2 | 0 | 0 | 0 | 0 | 0 | 2.5 |
| 02/01/24 | OLE MISS | | 01:03 | 0-0 | .000 | 0-0 | .000 | 0-2 | .000 | 0 | 0 | 0 | 1.1 | 0 | 0 | 1 | 0 | 0 | 0 | 2.4 |
| 02/05/24 | ALABAMA | | | | | | | | | DID NOT PLAY (COACHES DECISION) | | | | | | | | | | |
| 02/08/24 | LSU | | 14:06 | 2-5 | .400 | 2-5 | .400 | 0-0 | .000 | 0 | 1 | 1 | 1.1 | 0 | 0 | 0 | 1 | 1 | 6 | 2.5 |
| 02/11/24 | AT GEORGIA | | 07:01 | 1-2 | .500 | 1-2 | .500 | 0-0 | .000 | 0 | 0 | 0 | 1.0 | 2 | 0 | 1 | 0 | 0 | 3 | 2.5 |
| 02/15/24 | AT TEXAS A&M | | 02:01 | 0-0 | .000 | 0-0 | .000 | 0-0 | .000 | 0 | 0 | 0 | 1.0 | 0 | 0 | 1 | 0 | 0 | 0 | 2.4 |
| 02/18/24 | TENNESSEE | | 04:33 | 0-0 | .000 | 0-0 | .000 | 0-0 | .000 | 0 | 1 | 1 | 1.0 | 2 | 0 | 0 | 0 | 0 | 0 | 2.3 |
| 02/25/24 | AT ARKANSAS | | 14:05 | 2-4 | .500 | 1-3 | .333 | 3-3 | 1.000 | 1 | 1 | 2 | 1.0 | 0 | 0 | 0 | 0 | 1 | 8 | 2.6 |
| 02/29/24 | AT MISSOURI | | 04:38 | 1-2 | .500 | 1-1 | 1.000 | 0-0 | .000 | 0 | 1 | 1 | 1.0 | 0 | 0 | 0 | 0 | 0 | 3 | 2.6 |
| 03/03/24 | GEORGIA | | | | | | | | | | | | | | | | | | | |
| TOTAL | | | 186:26 | 20-50 | .400 | 15-40 | .375 | 12-15 | .800 | 7 | 20 | 27 | 1.0 | 17 | 13 | 7 | 1 | 8 | 67 | 2.6 |

CAREER STATS

| YEAR | GP | GS | MIN | AVG | FG | FGA | PCT | 3FG | 3FGA | 3PCT | FT | FTA | PCT | OFF | DEF | TOT | AVG | PF | FO | AST | TO | BLK | STL | PTS | AVG |
|--------------|-----------|----------|------------|-------------|-----------|------------|-------------|-----------|------------|-------------|-----------|-----------|-------------|-----------|-----------|------------|------------|-----------|----------|-----------|-----------|----------|-----------|------------|------------|
| 2022-23 | 30 | 7 | 648 | 21.6 | 60 | 160 | .375 | 42 | 117 | .359 | 29 | 42 | .690 | 13 | 62 | 75 | 2.5 | 81 | 3 | 30 | 36 | 6 | 14 | 191 | 6.4 |
| 2023-24 | 26 | 0 | 186 | 7.2 | 20 | 50 | .400 | 15 | 40 | .375 | 12 | 15 | .800 | 7 | 20 | 27 | 1.0 | 17 | 0 | 13 | 7 | 1 | 8 | 67 | 2.6 |
| TOTAL | 56 | 7 | 834 | 14.9 | 80 | 210 | .381 | 57 | 157 | .363 | 41 | 57 | .719 | 20 | 82 | 102 | 1.8 | 98 | 3 | 43 | 43 | 7 | 22 | 258 | 4.6 |



BAILEY GILMORE 10

@thebaileygilmore
 @_baileygilmore



F // 6-3 // Fr. // Midway, Ga. (Bradwell Institute)

Season Highs

Points // --
 FG Made // --
 FG Attempts // --
 3-Pt Made // --
 3-Pt Attempt // --
 FT Made // --
 FT Attempt // --
 Rebounds // --
 Assists // --
 Steals // --
 Blocks // --
 Minutes // --

Career Highs

Points // --
 FG Made // --
 FG Attempts // --
 3-Pt Made // --
 3-Pt Attempt // --
 FT Made // --
 FT Attempt // --
 Rebounds // --
 Assists // --
 Steals // --
 Blocks // --
 Minutes // --

- Redshirting during the 2023-24 season
- 2023 McDonald's All-American Game Nominee
- Averaged 12.4 points and 9.1 rebounds per game as a senior
- Collected seven double-doubles during her senior season
- Valedictorian at Bradwell Institute

| SUPERLATIVES | 2023-24 CAREER | SUPERLATIVES | 2023-24 CAREER |
|-----------------|----------------|------------------|----------------|
| 10+ POINTS | -- -- | 2+ BLOCKS | -- -- |
| 15+ POINTS | -- -- | DOUBLE-DOUBLES | -- -- |
| 20+ POINTS | -- -- | LED VANDY IN PTS | -- -- |
| MADE 3+ 3-PT FG | -- -- | LED VANDY IN REB | -- -- |
| 10+ REBS | -- -- | LED VANDY IN AST | -- -- |
| 3+ ASSISTS | -- -- | LED VANDY IN STL | -- -- |
| 3+ STEALS | -- -- | LED VANDY IN BLK | -- -- |

GAME-BY-GAME

| DATE | OPPONENT | GS | MIN | FGM/A | FG% | 3FG/A | 3P% | FTM/A | FG% | OFF | DEF | TOT | AVG | PF | AST | T/O | BLK | STL | PTS | AVG | |
|--------------|----------------------|----|-----|-------|-----|-------|-----|-------|-----|-----|-----|-----|-----|----|-----|-----|-----|-----|-----|-----|--|
| 11/06/23 | KENNESAW STATE | | | | | | | | | | | | | | | | | | | | |
| 11/09/23 | AT UT MARTIN | | | | | | | | | | | | | | | | | | | | |
| 11/12/23 | FAIRFIELD | | | | | | | | | | | | | | | | | | | | |
| 11/15/23 | WESTERN KENTUCKY | | | | | | | | | | | | | | | | | | | | |
| 11/20/23 | ALABAMA STATE | | | | | | | | | | | | | | | | | | | | |
| 11/24/23 | VS. IOWA STATE | | | | | | | | | | | | | | | | | | | | |
| 11/25/23 | VS. NORTHERN IOWA | | | | | | | | | | | | | | | | | | | | |
| 11/29/23 | AT NC STATE | | | | | | | | | | | | | | | | | | | | |
| 12/03/23 | LOUISIANA TECH | | | | | | | | | | | | | | | | | | | | |
| 12/07/23 | AT BUTLER | | | | | | | | | | | | | | | | | | | | |
| 12/17/23 | LIPSCOMB | | | | | | | | | | | | | | | | | | | | |
| 12/20/23 | DAYTON | | | | | | | | | | | | | | | | | | | | |
| 12/29/23 | FAIRLEIGH DICKINSON | | | | | | | | | | | | | | | | | | | | |
| 12/31/23 | RADFORD | | | | | | | | | | | | | | | | | | | | |
| 01/04/24 | AT MISSISSIPPI STATE | | | | | | | | | | | | | | | | | | | | |
| 01/07/24 | FLORIDA | | | | | | | | | | | | | | | | | | | | |
| 01/11/24 | AT KENTUCKY | | | | | | | | | | | | | | | | | | | | |
| 01/14/23 | MISSOURI | | | | | | | | | | | | | | | | | | | | |
| 01/18/24 | AUBURN | | | | | | | | | | | | | | | | | | | | |
| 01/21/24 | AT TENNESSEE | | | | | | | | | | | | | | | | | | | | |
| 01/28/24 | AT SOUTH CAROLINA | | | | | | | | | | | | | | | | | | | | |
| 02/01/24 | OLE MISS | | | | | | | | | | | | | | | | | | | | |
| 02/05/24 | ALABAMA | | | | | | | | | | | | | | | | | | | | |
| 02/08/24 | LSU | | | | | | | | | | | | | | | | | | | | |
| 02/11/24 | AT GEORGIA | | | | | | | | | | | | | | | | | | | | |
| 02/15/24 | AT TEXAS A&M | | | | | | | | | | | | | | | | | | | | |
| 02/18/24 | TENNESSEE | | | | | | | | | | | | | | | | | | | | |
| 02/25/24 | AT ARKANSAS | | | | | | | | | | | | | | | | | | | | |
| 02/29/24 | AT MISSOURI | | | | | | | | | | | | | | | | | | | | |
| 03/03/24 | GEORGIA | | | | | | | | | | | | | | | | | | | | |
| TOTAL | | | | | | | | | | | | | | | | | | | | | |

CAREER STATS

| YEAR | GP | GS | MIN | AVG | FG | FGA | PCT | 3FG | 3FGA | 3PCT | FT | FTA | PCT | OFF | DEF | TOT | AVG | PF | FO | AST | TO | BLK | STL | PTS | AVG |
|--------------|----|----|-----|-----|----|-----|-----|-----|------|------|----|-----|-----|-----|-----|-----|-----|----|----|-----|----|-----|-----|-----|-----|
| 2023-24 | -- | -- | -- | -- | -- | -- | -- | -- | -- | -- | -- | -- | -- | -- | -- | -- | -- | -- | -- | -- | -- | -- | -- | -- | -- |
| TOTAL | | | | | | | | | | | | | | | | | | | | | | | | | |



JORDYN OLIVER

11

@jordynoliver11
 @jordynoliver11



G // 5-10 // Gr. // Prosper, Texas (Baylor/Duke)

Season Highs

Points // 15, Western Kentucky (11/15/23)
 FG Made // 7, Western Kentucky (11/15/23)
 FG Attempts // 8, Western Kentucky (11/15/23)
 3-Pt Made // 1, vs. Northern Iowa (11/25/23)
 3-Pt Attempt // 1, vs. Northern Iowa (11/25/23)
 FT Made // 3 (2x), Last: Florida (01/07/24)
 FT Attempt // 4 (2x), Last: Florida (01/07/24)
 Rebounds // 11, vs. Northern Iowa (11/25/23)
 Assists // 7, Ole Miss (02/01/24)
 Steals // 4, at Mississippi State (01/04/24)
 Blocks // 2, Alabama (02/05/24)
 Minutes // 37, at Kentucky (01/11/24)

Career Highs

Points // 15 (2x), Last: Western Kentucky (11/15/23)
 FG Made // 7, Western Kentucky (11/15/23)
 FG Attempts // 11, vs. Jackson State (03/21/21)
 3-Pt Made // 1 (3x), Last: Northern Iowa (11/25/23)
 3-Pt Attempt // 2 (2x), Last: at Kansas (01/15/20)
 FT Made // 4, Grambling State (11/08/19)
 FT Attempt // 6, Grambling State (11/08/19)
 Rebounds // 11 (2x), Last: Northern Iowa (11/25/23)
 Assists // 10, Northwestern State (12/18/20)
 Steals // 4 (2x), Last: at Mississippi State (01/04/24)
 Blocks // 3, TCU (01/26/21)
 Minutes // 34 (2x), Last: Dayton (12/30/23)

- Collected a Double-Double with 15 pts & 10 reb vs. Western Kentucky
- Started in 23 games this season
- Played for Duke during the 2022-23 season
- Averaging a career-best 5.3 ppg & 5.0 rpg with Vanderbilt

| SUPERLATIVES | 2023-24 | CAREER | SUPERLATIVES | 2023-24 | CAREER |
|-----------------|---------|--------|------------------|---------|--------|
| 10+ POINTS | 3 | 10 | 2+ BLOCKS | 1 | 3 |
| 15+ POINTS | 1 | 2 | DOUBLE-DOUBLES | 1 | 3 |
| 20+ POINTS | -- | -- | LED VANDY IN PTS | 1 | 1 |
| MADE 3+ 3-PT FG | -- | -- | LED VANDY IN REB | 3 | 3 |
| 10+ REBS | 2 | 3 | LED VANDY IN AST | 9 | 9 |
| 3+ ASSISTIS | 14 | 42 | LED VANDY IN STL | 4 | 4 |
| 3+ STEALS | 5 | 6 | LED VANDY IN BLK | 4 | 4 |

GAME-BY-GAME

| DATE | OPPONENT | GS | MIN | FGM/A | FG% | 3FG/A | 3P% | FTM/A | FT% | OFF | DEF | TOT | AVG | PF | AST | T/O | BLK | STL | PTS | AVG |
|--------------|----------------------|----|---------------|---------------|-------------|------------|--------------|--------------|-------------|-----------|-----------|------------|------------|-----------|-----------|-----------|----------|-----------|------------|------------|
| 11/06/23 | KENNESAW STATE | * | 22:44 | 4-5 | .800 | 0-0 | .000 | 0-0 | .000 | 0 | 4 | 4 | 4.0 | 1 | 2 | 2 | 1 | 1 | 8 | 8.0 |
| 11/09/23 | AT UT MARTIN | * | 21:04 | 2-6 | .333 | 0-0 | .000 | 0-0 | .000 | 4 | 3 | 7 | 5.5 | 0 | 5 | 2 | 1 | 0 | 4 | 6.0 |
| 11/12/23 | FAIRFIELD | * | 22:59 | 2-5 | .400 | 0-0 | .000 | 0-0 | .000 | 1 | 2 | 3 | 4.7 | 0 | 0 | 0 | 0 | 0 | 4 | 5.3 |
| 11/15/23 | WESTERN KENTUCKY | * | 28:38 | 7-8 | .875 | 0-0 | .000 | 1-2 | .500 | 5 | 5 | 10 | 6.0 | 0 | 2 | 1 | 0 | 1 | 15 | 7.8 |
| 11/20/23 | ALABAMA STATE | * | 21:20 | 1-3 | .333 | 0-0 | .000 | 1-1 | 1.000 | 1 | 5 | 6 | 6.0 | 0 | 3 | 1 | 0 | 2 | 3 | 6.8 |
| 11/24/23 | VS. IOWA STATE | * | 32:35 | 1-3 | .333 | 0-0 | .000 | 0-0 | .000 | 3 | 5 | 8 | 6.3 | 1 | 3 | 1 | 1 | 1 | 2 | 6.0 |
| 11/25/23 | VS. NORTHERN IOWA | * | 30:00 | 3-5 | .600 | 1-1 | 1.000 | 1-2 | .500 | 3 | 8 | 11 | 7.0 | 2 | 6 | 1 | 0 | 0 | 8 | 6.3 |
| 11/29/23 | AT NC STATE | * | 29:59 | 4-5 | .800 | 0-0 | .000 | 1-1 | 1.000 | 3 | 5 | 8 | 7.1 | 1 | 1 | 0 | 0 | 1 | 9 | 6.6 |
| 12/03/23 | LOUISIANA TECH | * | 25:34 | 2-3 | .667 | 0-0 | .000 | 0-0 | .000 | 2 | 2 | 4 | 6.8 | 4 | 6 | 2 | 0 | 2 | 4 | 6.3 |
| 12/07/23 | AT BUTLER | * | 34:03 | 3-4 | .750 | 0-0 | .000 | 0-0 | .000 | 1 | 3 | 4 | 6.5 | 0 | 4 | 4 | 1 | 1 | 6 | 6.3 |
| 12/17/23 | LIPSCOMB | * | 26:51 | 1-1 | 1.000 | 0-0 | .000 | 0-0 | .000 | 1 | 1 | 2 | 6.1 | 0 | 2 | 0 | 0 | 0 | 2 | 5.9 |
| 12/20/23 | DAYTON | * | 33:48 | 4-7 | .571 | 0-0 | .000 | 3-4 | .750 | 0 | 3 | 3 | 5.8 | 2 | 3 | 2 | 0 | 0 | 11 | 6.3 |
| 12/29/23 | FAIRLEIGH DICKINSON | * | 13:34 | 3-4 | .750 | 0-0 | .000 | 1-2 | .500 | 1 | 1 | 2 | 5.5 | 1 | 4 | 1 | 0 | 3 | 7 | 6.4 |
| 12/31/23 | RADFORD | | | | | | | | | | | | | | | | | | | |
| 01/04/24 | AT MISSISSIPPI STATE | * | 33:58 | 3-5 | .600 | 0-0 | .000 | 0-0 | .000 | 4 | 5 | 9 | 5.8 | 1 | 3 | 5 | 0 | 4 | 6 | 6.4 |
| 01/07/24 | FLORIDA | * | 31:14 | 1-1 | 1.000 | 0-0 | .000 | 3-4 | .750 | 2 | 3 | 5 | 5.7 | 1 | 1 | 3 | 0 | 3 | 5 | 6.3 |
| 01/11/24 | AT KENTUCKY | * | 36:55 | 2-3 | .667 | 0-0 | .000 | 0-0 | .000 | 2 | 3 | 5 | 5.7 | 1 | 2 | 2 | 1 | 0 | 4 | 6.1 |
| 01/14/23 | MISSOURI | * | 34:50 | 4-7 | .571 | 0-0 | .000 | 0-0 | .000 | 3 | 5 | 8 | 5.8 | 4 | 3 | 0 | 0 | 2 | 8 | 6.2 |
| 01/18/24 | AUBURN | * | 31:39 | 1-3 | .333 | 0-0 | .000 | 1-1 | 1.000 | 2 | 5 | 7 | 5.9 | 1 | 3 | 4 | 0 | 0 | 3 | 6.1 |
| 01/21/24 | AT TENNESSEE | * | 31:33 | 2-2 | 1.000 | 0-0 | .000 | 0-0 | .000 | 1 | 0 | 1 | 5.6 | 1 | 5 | 1 | 0 | 1 | 4 | 5.9 |
| 01/28/24 | AT SOUTH CAROLINA | * | 16:13 | 0-3 | .000 | 0-0 | .000 | 0-0 | .000 | 0 | 3 | 3 | 5.5 | 2 | 1 | 0 | 0 | 0 | 0 | 5.7 |
| 02/01/24 | OLE MISS | * | 35:32 | 3-6 | .500 | 0-0 | .000 | 0-1 | .000 | 1 | 2 | 3 | 5.4 | 1 | 7 | 0 | 0 | 3 | 6 | 5.7 |
| 02/05/24 | ALABAMA | * | 29:55 | 3-7 | .429 | 0-1 | .000 | 0-0 | .000 | 3 | 2 | 5 | 5.4 | 2 | 4 | 2 | 2 | 1 | 6 | 5.7 |
| 02/08/24 | LSU | * | 11:54 | 0-1 | .000 | 0-0 | .000 | 0-0 | .000 | 1 | 0 | 1 | 5.2 | 4 | 0 | 1 | 0 | 0 | 0 | 5.4 |
| 02/11/24 | AT GEORGIA | | 11:54 | 0-0 | .000 | 0-0 | .000 | 0-0 | .000 | 0 | 3 | 3 | 5.1 | 1 | 2 | 0 | 0 | 0 | 0 | 5.2 |
| 02/15/24 | AT TEXAS A&M | | 25:11 | 1-2 | .500 | 0-0 | .000 | 0-0 | .000 | 0 | 4 | 4 | 5.0 | 1 | 4 | 0 | 0 | 1 | 2 | 5.1 |
| 02/18/24 | TENNESSEE | | 14:53 | 1-2 | .500 | 0-0 | .000 | 0-0 | .000 | 1 | 3 | 4 | 5.0 | 1 | 2 | 1 | 0 | 0 | 2 | 5.0 |
| 02/25/24 | AT ARKANSAS | | 26:15 | 5-7 | .714 | 0-0 | .000 | 2-3 | .667 | 1 | 5 | 6 | 5.0 | 3 | 0 | 2 | 0 | 0 | 12 | 5.2 |
| 02/29/24 | AT MISSOURI | | 23:12 | 4-5 | .800 | 0-0 | .000 | 0-0 | .000 | 3 | 0 | 3 | 5.0 | 1 | 1 | 2 | 0 | 1 | 8 | 5.3 |
| 03/03/24 | GEORGIA | | | | | | | | | | | | | | | | | | | |
| TOTAL | | | 738:18 | 67-113 | .593 | 1-2 | .500 | 14-21 | .667 | 49 | 90 | 139 | 5.0 | 37 | 79 | 40 | 7 | 28 | 149 | 5.3 |

CAREER STATS

| YEAR | GP | GS | MIN | AVG | FG | FGA | PCT | 3FG | 3FGA | 3PCT | FT | FTA | PCT | OFF | DEF | TOT | AVG | PF | FO | AST | TO | BLK | STL | PTS | AVG | | |
|-----------------------------|------------|-----------|-------------|-------------|------------|------------|-------------|----------|-----------|-------------|-----------|------------|-------------|------------|------------|------------|------------|------------|----------|------------|------------|-----------|-----------|------------|------------|--|--|
| 2019-20* | 23 | 0 | 220 | 9.6 | 25 | 62 | .403 | 2 | 9 | .222 | 13 | 31 | .419 | 5 | 33 | 38 | 1.7 | 19 | 0 | 54 | 26 | 9 | 9 | 65 | 2.8 | | |
| 2020-21* | 25 | 3 | 279 | 11.2 | 42 | 80 | .525 | 0 | 0 | .000 | 16 | 27 | .593 | 25 | 37 | 62 | 2.5 | 19 | 0 | 50 | 19 | 8 | 19 | 100 | 4.0 | | |
| 2021-22^ | | | | | | | | | | | | | | | | | | | | | | | | | | | |
| MISSED SEASON DUE TO INJURY | | | | | | | | | | | | | | | | | | | | | | | | | | | |
| 2022-23^ | 33 | 7 | 571 | 17.3 | 56 | 121 | .463 | 0 | 2 | .000 | 12 | 32 | .375 | 27 | 89 | 116 | 3.5 | 28 | 0 | 63 | 38 | 9 | 31 | 124 | 3.8 | | |
| 2023-24 | 28 | 23 | 738 | 26.4 | 67 | 113 | .593 | 1 | 2 | .500 | 14 | 21 | .667 | 49 | 90 | 139 | 5.0 | 37 | 0 | 79 | 40 | 7 | 28 | 149 | 5.3 | | |
| TOTAL | 109 | 33 | 1809 | 16.6 | 190 | 376 | .505 | 3 | 13 | .231 | 55 | 111 | .495 | 106 | 249 | 355 | 3.3 | 103 | 0 | 246 | 123 | 33 | 87 | 438 | 4.0 | | |

* at Baylor • ^ at Duke





KHAMIL PIERRE

12

@khamil.pierre
 @khamilpierre

F // 6-2 // Fr. // Queen Creek, Ariz. (Perry High School)

Season Highs

Points // 28, at Georgia (02/11/24)
FG Made // 12, at Georgia (02/11/24)
FG Attempts // 16, at Georgia (02/11/24)
3-Pt Made // 1 (2x), Last: at Texas A&M (02/15/24)
3-Pt Attempt // 1 (8x), Last: at Texas A&M (02/15/24)
FT Made // 9, LSU (02/08/24)
FT Attempt // 10, LSU (02/08/24)
Rebounds // 12, Missouri (01/14/24)
Assists // 3 (2x), Last: Radford (12/31/23)
Steals // 3 (4x), Last: Tennessee (02/18/24)
Blocks // 2 (3x), Last: LSU (02/08/24)
Minutes // 34, at Georgia (02/11/24)

Career Highs

Points // 28, at Georgia (02/11/24)
FG Made // 12, at Georgia (02/11/24)
FG Attempts // 16, at Georgia (02/11/24)
3-Pt Made // 1 (2x), Last: at Texas A&M (02/15/24)
3-Pt Attempt // 1 (8x), Last: at Texas A&M (02/15/24)
FT Made // 9, LSU (02/08/24)
FT Attempt // 10, LSU (02/08/24)
Rebounds // 12, Missouri (01/14/24)
Assists // 3 (2x), Last: Radford (12/31/23)
Steals // 3 (4x), Last: Tennessee (02/18/24)
Blocks // 2 (3x), Last: LSU (02/08/24)
Minutes // 34, at Georgia (02/11/24)

- Program Record 4-Time SEC Freshman of the Week (Jan. 2, Jan. 16, Feb. 13)
- Averaging 10.7 ppg in SEC Play
- Collected her 1st Career Double-Double with 16 pts, 12 reb vs. Missouri (Jan. 14)
- Scored a career-high 28 pts at Georgia (Feb. 11, 2024)
- Arizona's Gatorade Player of the Year (2023)
- 63rd best prospect in the 2023 Class according to ESPN.com

| SUPERLATIVES | 2023-24 CAREER | SUPERLATIVES | 2023-24 CAREER |
|-----------------|----------------|------------------|----------------|
| 10+ POINTS | 11 11 | 2+ BLOCKS | 3 3 |
| 15+ POINTS | 4 4 | DOUBLE-DOUBLES | 3 3 |
| 20+ POINTS | 1 1 | LED VANDY IN PTS | 4 4 |
| MADE 3+ 3-PT FG | -- -- | LED VANDY IN REB | 6 6 |
| 10+ REBS | 3 3 | LED VANDY IN AST | -- -- |
| 3+ ASSISTS | 2 2 | LED VANDY IN STL | 3 3 |
| 3+ STEALS | 4 4 | LED VANDY IN BLK | 5 5 |

GAME-BY-GAME

| DATE | OPPONENT | GS | MIN | FGM/A | % | 3FG/A | % | FTM/A | % | OFF | DEF | TOT | AVG | PF | AST | T/O | BLK | STL | PTS | AVG |
|--------------|----------------------|----|---------------|---------------|-------------|------------|-------------|--------------|-------------|-----------|-----------|------------|------------|-----------|-----------|-----------|-----------|-----------|------------|------------|
| 11/06/23 | KENNESAW STATE | | 16:27 | 5-9 | .556 | 0-0 | .000 | 4-5 | .800 | 1 | 5 | 6 | 6.0 | 4 | 0 | 0 | 2 | 0 | 14 | 14.0 |
| 11/09/23 | AT UT MARTIN | | 08:51 | 1-5 | .200 | 0-0 | .000 | 1-2 | .500 | 2 | 2 | 4 | 5.0 | 2 | 0 | 1 | 0 | 0 | 3 | 8.5 |
| 11/12/23 | FAIRFIELD | | 06:50 | 0-2 | .000 | 0-0 | .000 | 1-2 | .500 | 1 | 0 | 1 | 3.7 | 3 | 0 | 0 | 0 | 1 | 1 | 6.0 |
| 11/15/23 | WESTERN KENTUCKY | | 04:32 | 0-3 | .000 | 0-0 | .000 | 0-0 | .000 | 2 | 0 | 2 | 3.3 | 2 | 0 | 2 | 0 | 0 | 0 | 4.5 |
| 11/20/23 | ALABAMA STATE | | 16:04 | 4-7 | .571 | 0-0 | .000 | 0-0 | .000 | 3 | 2 | 5 | 3.6 | 3 | 3 | 1 | 2 | 3 | 8 | 5.2 |
| 11/24/23 | VS. IOWA STATE | | 10:04 | 1-5 | .200 | 0-0 | .000 | 0-0 | .000 | 0 | 0 | 0 | 3.0 | 2 | 1 | 2 | 0 | 0 | 2 | 4.7 |
| 11/25/23 | VS. NORTHERN IOWA | | 19:55 | 4-8 | .500 | 0-0 | .000 | 0-0 | .000 | 1 | 1 | 2 | 2.9 | 2 | 0 | 1 | 1 | 3 | 8 | 5.1 |
| 11/29/23 | AT NC STATE | | 16:17 | 3-8 | .375 | 0-0 | .000 | 2-2 | 1.000 | 0 | 2 | 2 | 2.8 | 5 | 0 | 2 | 1 | 2 | 8 | 5.5 |
| 12/03/23 | LOUISIANA TECH | | 08:34 | 0-3 | .000 | 0-0 | .000 | 0-0 | .000 | 1 | 2 | 3 | 2.8 | 1 | 1 | 1 | 0 | 0 | 0 | 4.9 |
| 12/07/23 | AT BUTLER | | 10:03 | 3-6 | .500 | 0-0 | .000 | 0-0 | .000 | 5 | 2 | 7 | 3.2 | 1 | 0 | 1 | 0 | 1 | 6 | 5.0 |
| 12/17/23 | LIPSCOMB | | 18:03 | 6-9 | .667 | 0-0 | .000 | 2-4 | .500 | 4 | 3 | 7 | 3.5 | 0 | 0 | 1 | 0 | 0 | 14 | 5.8 |
| 12/20/23 | DAYTON | | 12:41 | 1-3 | .333 | 0-0 | .000 | 2-6 | .333 | 1 | 0 | 1 | 3.3 | 0 | 1 | 1 | 0 | 1 | 4 | 5.7 |
| 12/29/23 | FAIRLEIGH DICKINSON | | 20:03 | 5-9 | .556 | 0-0 | .000 | 2-2 | 1.000 | 4 | 3 | 7 | 3.6 | 4 | 0 | 2 | 0 | 0 | 12 | 6.2 |
| 12/31/23 | RADFORD | * | 23:55 | 4-9 | .444 | 0-0 | .000 | 1-1 | 1.000 | 0 | 5 | 5 | 3.7 | 2 | 3 | 1 | 1 | 0 | 9 | 6.4 |
| 01/04/24 | AT MISSISSIPPI STATE | | 03:02 | 1-1 | 1.000 | 0-0 | .000 | 0-0 | .000 | 0 | 1 | 1 | 3.5 | 1 | 0 | 0 | 0 | 0 | 2 | 6.1 |
| 01/07/24 | FLORIDA | | 26:31 | 0-8 | .000 | 0-0 | .000 | 4-6 | .667 | 1 | 4 | 5 | 3.6 | 3 | 2 | 4 | 0 | 3 | 4 | 5.9 |
| 01/11/24 | AT KENTUCKY | | 18:53 | 8-11 | .727 | 0-1 | .000 | 0-0 | .000 | 2 | 4 | 6 | 3.8 | 1 | 2 | 1 | 1 | 0 | 16 | 6.5 |
| 01/14/23 | MISSOURI | | 21:49 | 6-12 | .500 | 1-1 | 1.000 | 3-7 | .429 | 5 | 7 | 12 | 4.2 | 1 | 1 | 4 | 0 | 2 | 16 | 7.1 |
| 01/18/24 | AUBURN | | 23:42 | 6-9 | .667 | 0-1 | .000 | 5-8 | .625 | 2 | 8 | 10 | 4.5 | 2 | 1 | 3 | 1 | 2 | 17 | 7.6 |
| 01/21/24 | AT TENNESSEE | | 15:58 | 3-6 | .500 | 0-0 | .000 | 0-0 | .000 | 1 | 3 | 4 | 4.5 | 5 | 1 | 2 | 0 | 1 | 6 | 7.5 |
| 01/28/24 | AT SOUTH CAROLINA | | 19:40 | 2-8 | .250 | 0-1 | .000 | 4-4 | 1.000 | 0 | 2 | 2 | 4.4 | 3 | 0 | 0 | 0 | 0 | 8 | 7.5 |
| 02/01/24 | OLE MISS | | 29:05 | 5-10 | .500 | 0-0 | .000 | 4-6 | .667 | 4 | 1 | 5 | 4.4 | 3 | 0 | 3 | 0 | 0 | 14 | 7.8 |
| 02/05/24 | ALABAMA | | 14:59 | 4-10 | .400 | 0-1 | .000 | 0-2 | .000 | 2 | 3 | 5 | 4.4 | 3 | 0 | 1 | 0 | 0 | 8 | 7.8 |
| 02/08/24 | LSU | * | 29:56 | 2-8 | .250 | 0-1 | .000 | 9-10 | .900 | 4 | 7 | 11 | 4.7 | 4 | 0 | 1 | 2 | 2 | 13 | 8.0 |
| 02/11/24 | AT GEORGIA | * | 34:04 | 12-16 | .750 | 0-1 | .000 | 4-5 | .800 | 1 | 6 | 7 | 4.8 | 4 | 1 | 1 | 1 | 2 | 28 | 8.8 |
| 02/15/24 | AT TEXAS A&M | * | 33:05 | 5-13 | .385 | 1-1 | 1.000 | 0-1 | .000 | 2 | 6 | 8 | 4.9 | 3 | 1 | 3 | 0 | 1 | 11 | 8.9 |
| 02/18/24 | TENNESSEE | * | 25:12 | 0-11 | .000 | 0-1 | .000 | 0-0 | .000 | 3 | 3 | 6 | 5.0 | 3 | 2 | 1 | 0 | 3 | 0 | 8.6 |
| 02/25/24 | AT ARKANSAS | * | 18:02 | 1-5 | .200 | 0-0 | .000 | 6-6 | 1.000 | 2 | 4 | 6 | 5.0 | 3 | 0 | 2 | 0 | 0 | 8 | 8.6 |
| 02/29/24 | AT MISSOURI | * | 23:23 | 3-9 | .333 | 0-0 | .000 | 4-4 | 1.000 | 0 | 6 | 6 | 5.0 | 4 | 0 | 2 | 0 | 0 | 10 | 8.6 |
| 03/03/24 | GEORGIA | | | | | | | | | | | | | | | | | | | |
| TOTAL | | | 530:08 | 95-223 | .426 | 2-9 | .222 | 58-83 | .699 | 54 | 92 | 146 | 5.0 | 74 | 20 | 44 | 12 | 27 | 250 | 8.6 |

CAREER STATS

| YEAR | GP | GS | MIN | AVG | FG | FGA | PCT | 3FG | 3FGA | 3PCT | FT | FTA | PCT | OFF | DEF | TOT | AVG | PF | FO | AST | TO | BLK | STL | PTS | AVG |
|--------------|-----------|----------|------------|-------------|-----------|------------|-------------|----------|----------|-------------|-----------|-----------|-------------|-----------|-----------|------------|------------|-----------|----------|-----------|-----------|-----------|-----------|------------|------------|
| 2023-24 | 29 | 7 | 530 | 18.3 | 95 | 223 | .426 | 2 | 9 | .222 | 58 | 83 | .699 | 54 | 92 | 146 | 5.0 | 74 | 2 | 20 | 44 | 12 | 27 | 250 | 8.6 |
| TOTAL | 29 | 7 | 530 | 18.3 | 95 | 223 | .426 | 2 | 9 | .222 | 58 | 83 | .699 | 54 | 92 | 146 | 5.0 | 74 | 2 | 20 | 44 | 12 | 27 | 250 | 8.6 |



JUSTINE PISSOTT

13

@justinepissott
 @justinepissott

G // 6-4 // So. // Toms River, N.J. (Tennessee)

Season Highs

Points // 17, Dayton (12/20/23)
 FG Made // 6, Dayton (12/20/23)
 FG Attempts // 13, Radford (12/31/23)
 3-Pt Made // 5, Dayton (12/20/23)
 3-Pt Attempt // 7 (2x), Last: Auburn (01/18/24)
 FT Made // 3, vs. Alabama State (11/20/23)
 FT Attempt // 3, vs. Alabama State (11/20/23)
 Rebounds // 6 (2x), Last: Dayton (12/20/23)
 Assists // 4, at UT Martin (11/09/23)
 Steals // 2 (2x), Last: at Missouri (02/29/24)
 Blocks // 3, at UT Martin (11/09/23)
 Minutes // 33, Dayton (12/20/23)

Career Highs

Points // 17, Dayton (12/20/23)
 FG Made // 6, Dayton (12/20/23)
 FG Attempts // 13, Radford (12/31/23)
 3-Pt Made // 5, Dayton (12/20/23)
 3-Pt Attempt // 7 (2x), Last: Auburn (01/18/24)
 FT Made // 3, vs. Alabama State (11/20/23)
 FT Attempt // 3, vs. Alabama State (11/20/23)
 Rebounds // 6 (2x), Last: Dayton (12/20/23)
 Assists // 4 (2x), Last: at UT Martin (11/09/23)
 Steals // 2 (2x), Last: at Missouri (02/29/24)
 Blocks // 3, at UT Martin (11/09/23)
 Minutes // 33, Dayton (12/20/23)

- Scored a career-high 17 pts vs. Dayton
- Leads the team with 47 made 3-point field goals
- Sank a career-best 5 3-PT FG against Dayton on Dec. 20, 2023
- 11-ranked overall player, No. 2 wing, in the 2022 espnW Top 100
- Ranked as a five star prospect by espnW

| SUPERLATIVES | 2023-24 CAREER | SUPERLATIVES | 2023-24 CAREER |
|-----------------|----------------|------------------|----------------|
| 10+ POINTS | 5 6 | 2+ BLOCKS | 2 2 |
| 15+ POINTS | 2 2 | DOUBLE-DOUBLES | -- -- |
| 20+ POINTS | -- -- | LED VANDY IN PTS | -- -- |
| MADE 3+ 3-PT FG | 7 8 | LED VANDY IN REB | -- -- |
| 10+ REBS | -- -- | LED VANDY IN AST | -- -- |
| 3+ ASSISTIS | 2 3 | LED VANDY IN STL | -- -- |
| 3+ STEALS | -- -- | LED VANDY IN BLK | 5 5 |

GAME-BY-GAME

| DATE | OPPONENT | GS | MIN | FGM/A | FG% | 3FG/A | 3P% | FTM/A | FT% | OFF | DEF | TOT | AVG | PF | AST | T/O | BLK | STL | PTS | AVG |
|--------------|----------------------|----|---------------|---------------|-------------|---------------|-------------|-------------|-------------|-----------|-----------|-----------|------------|-----------|-----------|-----------|-----------|----------|------------|------------|
| 11/06/23 | KENNESAW STATE | | 18:15 | 4-10 | .400 | 3-6 | .500 | 1-2 | .500 | 1 | 0 | 1 | 1.0 | 0 | 0 | 0 | 0 | 0 | 12 | 12.0 |
| 11/09/23 | AT UT MARTIN | | 24:05 | 3-7 | .429 | 0-2 | .000 | 0-0 | .000 | 0 | 0 | 0 | 0.5 | 1 | 4 | 1 | 3 | 0 | 6 | 9.0 |
| 11/12/23 | FAIRFIELD | * | 10:48 | 0-6 | .000 | 0-3 | .000 | 0-0 | .000 | 0 | 0 | 0 | 0.3 | 3 | 1 | 1 | 0 | 0 | 0 | 6.0 |
| 11/15/23 | WESTERN KENTUCKY | * | 20:18 | 3-9 | .333 | 2-6 | .333 | 1-2 | .500 | 0 | 2 | 2 | 0.8 | 2 | 0 | 1 | 1 | 0 | 9 | 6.8 |
| 11/20/23 | Alabama State | * | 19:20 | 5-8 | .625 | 3-5 | .600 | 3-3 | 1.000 | 0 | 1 | 1 | 0.8 | 2 | 0 | 0 | 0 | 0 | 16 | 8.6 |
| 11/24/23 | VS. IOWA STATE | * | 15:28 | 3-7 | .429 | 3-7 | .429 | 0-0 | .000 | 0 | 0 | 0 | 0.7 | 4 | 1 | 0 | 0 | 0 | 9 | 8.7 |
| 11/25/23 | VS. NORTHERN IOWA | * | 24:42 | 3-9 | .333 | 1-3 | .333 | 1-2 | .500 | 3 | 3 | 6 | 1.4 | 0 | 1 | 0 | 0 | 1 | 8 | 8.6 |
| 11/29/23 | AT NC STATE | * | 17:34 | 0-4 | .000 | 0-3 | .000 | 1-2 | .500 | 0 | 2 | 2 | 1.5 | 4 | 0 | 1 | 0 | 0 | 1 | 7.6 |
| 12/03/23 | LOUISIANA TECH | * | 17:44 | 2-3 | .667 | 1-2 | .500 | 0-0 | .000 | 0 | 2 | 2 | 1.6 | 2 | 3 | 1 | 0 | 0 | 5 | 7.3 |
| 12/07/23 | AT BUTLER | * | 17:27 | 0-6 | .000 | 0-2 | .000 | 0-0 | .000 | 0 | 0 | 0 | 1.4 | 1 | 0 | 0 | 0 | 1 | 0 | 6.6 |
| 12/17/23 | LIPSCOMB | * | 14:40 | 2-9 | .222 | 1-4 | .250 | 0-0 | .000 | 0 | 2 | 2 | 1.5 | 3 | 0 | 1 | 1 | 0 | 5 | 6.5 |
| 12/20/23 | DAYTON | * | 33:22 | 6-10 | .600 | 5-6 | .833 | 0-0 | .000 | 2 | 4 | 6 | 1.8 | 1 | 1 | 1 | 0 | 0 | 17 | 7.3 |
| 12/29/23 | FAIRLEIGH DICKINSON | | 20:29 | 1-4 | .250 | 1-4 | .250 | 2-2 | 1.000 | 0 | 1 | 1 | 1.8 | 1 | 1 | 2 | 1 | 0 | 5 | 7.2 |
| 12/31/23 | RADFORD | * | 18:54 | 4-13 | .308 | 2-6 | .333 | 0-0 | .000 | 1 | 1 | 2 | 1.8 | 1 | 1 | 3 | 0 | 0 | 10 | 7.4 |
| 01/04/24 | AT MISSISSIPPI STATE | * | 26:18 | 3-6 | .500 | 3-5 | .600 | 0-0 | .000 | 0 | 1 | 1 | 1.7 | 1 | 0 | 4 | 0 | 0 | 9 | 7.5 |
| 01/07/24 | FLORIDA | * | 28:56 | 1-6 | .167 | 0-3 | .000 | 0-0 | .000 | 0 | 5 | 5 | 1.9 | 2 | 1 | 2 | 1 | 1 | 2 | 7.1 |
| 01/11/24 | AT KENTUCKY | * | 22:56 | 4-7 | .571 | 1-4 | .250 | 0-0 | .000 | 0 | 4 | 4 | 2.1 | 2 | 2 | 2 | 0 | 0 | 9 | 7.2 |
| 01/14/23 | MISSOURI | * | 30:33 | 3-8 | .375 | 1-6 | .167 | 0-0 | .000 | 1 | 3 | 4 | 2.2 | 1 | 0 | 2 | 1 | 0 | 7 | 7.2 |
| 01/18/24 | AUBURN | * | 19:57 | 2-7 | .286 | 2-7 | .286 | 0-0 | .000 | 0 | 4 | 4 | 2.3 | 1 | 1 | 1 | 0 | 0 | 6 | 7.2 |
| 01/21/24 | AT TENNESSEE | * | 18:58 | 3-9 | .333 | 3-6 | .500 | 0-0 | .000 | 0 | 3 | 3 | 2.3 | 2 | 0 | 0 | 0 | 0 | 9 | 7.3 |
| 01/28/24 | AT SOUTH CAROLINA | * | 15:45 | 1-2 | .500 | 1-1 | 1.000 | 0-0 | .000 | 0 | 1 | 1 | 2.2 | 0 | 0 | 0 | 2 | 0 | 3 | 7.0 |
| 02/01/24 | OLE MISS | * | 23:49 | 2-5 | .400 | 2-3 | .667 | 0-0 | .000 | 1 | 1 | 2 | 2.2 | 0 | 1 | 2 | 1 | 0 | 6 | 7.0 |
| 02/05/24 | ALABAMA | * | 26:17 | 3-8 | .375 | 3-7 | .429 | 0-0 | .000 | 0 | 1 | 1 | 2.2 | 5 | 0 | 1 | 0 | 1 | 9 | 7.1 |
| 02/08/24 | LSU | | 09:52 | 1-6 | .167 | 0-3 | .000 | 0-0 | .000 | 2 | 0 | 2 | 2.2 | 0 | 0 | 3 | 0 | 2 | 2 | 6.9 |
| 02/11/24 | AT GEORGIA | * | 19:49 | 1-4 | .250 | 1-4 | .250 | 0-0 | .000 | 0 | 0 | 0 | 2.1 | 0 | 2 | 1 | 2 | 0 | 3 | 6.7 |
| 02/15/24 | AT TEXAS A&M | * | 14:38 | 3-7 | .429 | 2-5 | .400 | 0-0 | .000 | 0 | 2 | 2 | 2.1 | 2 | 1 | 1 | 1 | 1 | 8 | 6.8 |
| 02/18/24 | TENNESSEE | * | 21:05 | 1-5 | .200 | 1-3 | .333 | 0-0 | .000 | 1 | 0 | 1 | 2.0 | 1 | 0 | 0 | 0 | 0 | 3 | 6.6 |
| 02/25/24 | AT ARKANSAS | * | 21:41 | 3-5 | .600 | 1-1 | 1.000 | 0-0 | .000 | 0 | 5 | 5 | 2.1 | 4 | 0 | 1 | 0 | 0 | 7 | 6.6 |
| 02/29/24 | AT MISSOURI | * | 21:25 | 4-7 | .571 | 4-5 | .800 | 0-0 | .000 | 0 | 2 | 2 | 2.1 | 2 | 0 | 2 | 0 | 2 | 12 | 6.8 |
| 03/03/24 | GEORGIA | | | | | | | | | | | | | | | | | | | |
| TOTAL | | | 594:02 | 71-197 | .360 | 47-122 | .385 | 9-13 | .692 | 12 | 50 | 62 | 2.1 | 48 | 21 | 34 | 14 | 9 | 198 | 6.8 |

CAREER STATS

| YEAR | GP | GS | MIN | AVG | FG | FGA | PCT | 3FG | 3FGA | 3PCT | FT | FTA | PCT | OFF | DEF | TOT | AVG | PF | FO | AST | TO | BLK | STL | PTS | AVG |
|--------------|-----------|-----------|------------|-------------|-----------|------------|-------------|-----------|------------|-------------|-----------|-----------|-------------|-----------|-----------|-----------|------------|-----------|----------|-----------|-----------|-----------|-----------|------------|------------|
| 2022-23* | 27 | 0 | 189 | 7.0 | 20 | 60 | .333 | 12 | 46 | .261 | 2 | 2 | 1.000 | 6 | 20 | 26 | 1.0 | 20 | 0 | 10 | 12 | 4 | 1 | 54 | 2.0 |
| 2023-24 | 29 | 25 | 594 | 20.5 | 71 | 197 | .360 | 47 | 122 | .385 | 9 | 13 | .692 | 12 | 50 | 62 | 2.1 | 48 | 1 | 21 | 34 | 14 | 9 | 198 | 6.8 |
| TOTAL | 56 | 25 | 783 | 14.0 | 91 | 257 | .354 | 59 | 168 | .351 | 11 | 15 | .733 | 18 | 70 | 88 | 1.6 | 68 | 1 | 31 | 46 | 18 | 10 | 252 | 4.5 |

* at Tennessee





AIYANA MITCHELL

14



@aiyanajm22



@AiyanaMitchell7

F // 6-4 // Fr. // Fountain, Colo. (Fountain-Fort Collins High School)

Season Highs

Points // 3, at Kentucky (01/11/24)
 FG Made // 1 (6x), Last: at Arkansas (02/25/24)
 FG Attempts // 2, (2x), Last: Radford (12/31/23)
 3-Pt Made // --
 3-Pt Attempt // --
 FT Made // 1 (2x), Last: at Kentucky (01/11/24)
 FT Attempt // 2 (2x), Last: at Kentucky (01/11/24)
 Rebounds // 4, Alabama State (11/20/23)
 Assists // --
 Steals // --
 Blocks // 1 (4x), Last: Tennessee (02/18/24)
 Minutes // 12, Tennessee (02/18/24)

Career Highs

Points // 3, at Kentucky (01/11/24)
 FG Made // 1 (6x), Last: at Arkansas (02/25/24)
 FG Attempts // 2, (2x), Last: Radford (12/31/23)
 3-Pt Made // --
 3-Pt Attempt // --
 FT Made // 1 (2x), Last: at Kentucky (01/11/24)
 FT Attempt // 2 (2x), Last: at Kentucky (01/11/24)
 Rebounds // 4, Alabama State (11/20/23)
 Assists // --
 Steals // --
 Blocks // 1 (4x), Last: Tennessee (02/18/24)
 Minutes // 12, Tennessee (02/18/24)

- Pulled down 4 reb & scored 2 pts vs. Alabama State
- Named second team all-state by the Colorado High School Athletic Association (2023)
- Collected 20 double-doubles during her prep career
- Scored a career-high 42 points in a prep game

| SUPERLATIVES | 2023-24 CAREER | SUPERLATIVES | 2023-24 CAREER |
|-----------------|----------------|------------------|----------------|
| 10+ POINTS | -- -- | 2+ BLOCKS | -- -- |
| 15+ POINTS | -- -- | DOUBLE-DOUBLES | -- -- |
| 20+ POINTS | -- -- | LED VANDY IN PTS | -- -- |
| MADE 3+ 3-PT FG | -- -- | LED VANDY IN REB | -- -- |
| 10+ REBS | -- -- | LED VANDY IN AST | -- -- |
| 3+ ASSISTS | -- -- | LED VANDY IN STL | -- -- |
| 3+ STEALS | -- -- | LED VANDY IN BLK | 3 3 |

GAME-BY-GAME

| DATE | OPPONENT | GS | MIN | FGM/A | FG% | 3FG/A | 3P% | FTM/A | FT% | OFF | DEF | TOT | AVG | PF | AST | T/O | BLK | STL | PTS | AVG |
|--------------|----------------------|----|--------------|---------------------------------|-------------|------------|-------------|------------|-------------|----------|----------|-----------|------------|-----------|----------|----------|----------|----------|-----------|------------|
| 11/06/23 | KENNESAW STATE | | 02:33 | 0-0 | .000 | 0-0 | .000 | 0-0 | .000 | 0 | 0 | 0 | 0.0 | 0 | 0 | 1 | 0 | 0 | 0 | 0.0 |
| 11/09/23 | AT UT MARTIN | | | DID NOT PLAY (COACHES DECISION) | | | | | | | | | | | | | | | | |
| 11/12/23 | FAIRFIELD | | | DID NOT PLAY (COACHES DECISION) | | | | | | | | | | | | | | | | |
| 11/15/23 | WESTERN KENTUCKY | | 00:30 | 0-0 | .000 | 0-0 | .000 | 0-0 | .000 | 0 | 0 | 0 | 0.0 | 1 | 0 | 0 | 0 | 0 | 0 | 0.0 |
| 11/20/23 | ALABAMA STATE | | 06:49 | 1-1 | 1.000 | 0-0 | .000 | 0-0 | .000 | 1 | 3 | 4 | 1.3 | 1 | 0 | 0 | 0 | 0 | 2 | 0.7 |
| 11/24/23 | VS. IOWA STATE | | | DID NOT PLAY (COACHES DECISION) | | | | | | | | | | | | | | | | |
| 11/25/23 | VS. NORTHERN IOWA | | | DID NOT PLAY (COACHES DECISION) | | | | | | | | | | | | | | | | |
| 11/29/23 | AT NC STATE | | 01:40 | 0-0 | .000 | 0-0 | .000 | 0-0 | .000 | 0 | 0 | 0 | 1.0 | 0 | 0 | 0 | 0 | 0 | 0 | 0.5 |
| 12/03/23 | LOUISIANA TECH | | | DID NOT PLAY (COACHES DECISION) | | | | | | | | | | | | | | | | |
| 12/07/23 | AT BUTLER | | | DID NOT PLAY (COACHES DECISION) | | | | | | | | | | | | | | | | |
| 12/17/23 | LIPSCOMB | | 02:20 | 1-1 | 1.000 | 0-0 | .000 | 0-0 | .000 | 0 | 0 | 0 | 0.8 | 0 | 0 | 0 | 1 | 0 | 2 | 0.8 |
| 12/20/23 | DAYTON | | 01:36 | 0-0 | .000 | 0-0 | .000 | 0-0 | .000 | 0 | 0 | 0 | 0.7 | 1 | 0 | 0 | 0 | 0 | 0 | 0.7 |
| 12/29/23 | FAIRLEIGH DICKINSON | | 08:08 | 0-2 | .000 | 0-0 | .000 | 0-0 | .000 | 1 | 2 | 3 | 1.0 | 0 | 0 | 1 | 0 | 0 | 0 | 0.6 |
| 12/31/23 | RADFORD | | 03:16 | 0-2 | .000 | 0-0 | .000 | 1-2 | .500 | 0 | 0 | 0 | 0.9 | 1 | 0 | 0 | 0 | 0 | 1 | 0.6 |
| 01/04/24 | AT MISSISSIPPI STATE | | | DID NOT PLAY (COACHES DECISION) | | | | | | | | | | | | | | | | |
| 01/07/24 | FLORIDA | | | DID NOT PLAY (COACHES DECISION) | | | | | | | | | | | | | | | | |
| 01/11/24 | AT KENTUCKY | | 01:15 | 1-1 | 1.000 | 0-0 | .000 | 1-2 | .500 | 1 | 0 | 1 | 0.9 | 0 | 0 | 0 | 1 | 0 | 3 | 0.9 |
| 01/14/24 | MISSOURI | | | DID NOT PLAY (COACHES DECISION) | | | | | | | | | | | | | | | | |
| 01/18/24 | AUBURN | | | DID NOT PLAY (COACHES DECISION) | | | | | | | | | | | | | | | | |
| 01/21/24 | AT TENNESSEE | | | DID NOT PLAY (COACHES DECISION) | | | | | | | | | | | | | | | | |
| 01/28/24 | AT SOUTH CAROLINA | | 07:16 | 0-1 | .000 | 0-0 | .000 | 0-0 | .000 | 1 | 0 | 1 | 0.9 | 1 | 0 | 0 | 0 | 0 | 0 | 0.8 |
| 02/01/24 | OLE MISS | | 02:26 | 0-0 | .000 | 0-0 | .000 | 0-0 | .000 | 0 | 0 | 0 | 0.8 | 1 | 0 | 1 | 0 | 0 | 0 | 0.7 |
| 02/05/24 | ALABAMA | | | DID NOT PLAY (COACHES DECISION) | | | | | | | | | | | | | | | | |
| 02/08/24 | LSU | | 07:09 | 1-1 | 1.000 | 0-0 | .000 | 0-0 | .000 | 0 | 1 | 1 | 0.8 | 2 | 0 | 0 | 1 | 0 | 2 | 0.8 |
| 02/11/24 | AT GEORGIA | | | DID NOT PLAY (COACHES DECISION) | | | | | | | | | | | | | | | | |
| 02/15/24 | AT TEXAS A&M | | | DID NOT PLAY (COACHES DECISION) | | | | | | | | | | | | | | | | |
| 02/18/24 | TENNESSEE | | 11:53 | 1-1 | 1.000 | 0-0 | .000 | 0-0 | .000 | 0 | 1 | 1 | 0.8 | 2 | 0 | 0 | 1 | 0 | 2 | 0.9 |
| 02/25/24 | AT ARKANSAS | | 01:45 | 1-1 | 1.000 | 0-0 | .000 | 0-0 | .000 | 0 | 0 | 0 | 0.8 | 0 | 0 | 0 | 0 | 0 | 2 | 1.0 |
| 02/29/24 | AT MISSOURI | | | DID NOT PLAY (COACHES DECISION) | | | | | | | | | | | | | | | | |
| 03/03/24 | GEORGIA | | | DID NOT PLAY (COACHES DECISION) | | | | | | | | | | | | | | | | |
| TOTAL | | | 58:08 | 6-11 | .545 | 0-0 | .000 | 2-4 | .500 | 4 | 7 | 11 | 0.8 | 10 | 0 | 3 | 4 | 0 | 14 | 1.0 |

CAREER STATS

| YEAR | GP | GS | MIN | AVG | FG | FGA | PCT | 3FG | 3FGA | 3PCT | FT | FTA | PCT | OFF | DEF | TOT | AVG | PF | FO | AST | TO | BLK | STL | PTS | AVG |
|--------------|-----------|----------|-----------|------------|----------|-----------|-------------|----------|----------|-------------|----------|----------|-------------|----------|----------|-----------|------------|-----------|----------|----------|----------|----------|----------|-----------|------------|
| 2023-24 | 14 | 0 | 58 | 4.2 | 6 | 11 | .545 | 0 | 0 | .000 | 2 | 4 | .500 | 4 | 7 | 11 | 0.8 | 10 | 0 | 0 | 3 | 4 | 0 | 14 | 1.0 |
| TOTAL | 14 | 0 | 58 | 4.2 | 6 | 11 | .545 | 0 | 0 | .000 | 2 | 4 | .500 | 4 | 7 | 11 | 0.8 | 10 | 0 | 0 | 3 | 4 | 0 | 14 | 1.0 |



BELLA LACHANCE

21



@bella_lachance

@BELLALACHANCE0

G // 5-8 // Sr. // Davie, Fla. (St. Thomas Aquinas)

Season Highs

Points // 4 (2x), Last: Mississippi State (01/04/24)
 FG Made // 2, Radford (12/31/23)
 FG Attempts // 2 (3x), Last: Radford (12/31/23)
 3-Pt Made // --
 3-Pt Attempt // 1 (3x), Last: FDU (12/29/23)
 FT Made // 2, at Mississippi State (01/04/24)
 FT Attempt // 2 (3x), Last: Alabama (02/05/24)
 Rebounds // 4, Radford (12/31/23)
 Assists // 4, Radford (12/31/23)
 Steals // 3, Radford (12/31/23)
 Blocks // 1, Kennesaw State (11/06/23)
 Minutes // 20, Radford (12/31/23)

Career Highs

Points // 7 (3x), Last: Arkansas (02/09/23)
 FG Made // 3, Arkansas (02/09/23)
 FG Attempts // 6 (5x), Last: Tennessee (02/12/23)
 3-Pt Made // 2 (2x), Last: Georgia (02/05/23)
 3-Pt Attempt // 5, Georgia (02/05/23)
 FT Made // 6, at Auburn (02/26/23)
 FT Attempt // 6, at Auburn (02/26/23)
 Rebounds // 6, USC Upstate (11/29/22)
 Assists // 4 (4x), Last: Radford (12/31/23)
 Steals // 3 (2x), Last: Radford (12/31/23)
 Blocks // 1 (3x), Last: Kennesaw State (11/06/23)
 Minutes // 40 (2x), Last: Arkansas (02/09/23)

- 2022-23 College Sports Communicators Academic All-District
- 2021-22 SEC Community Service Team
- 2021-22 SEC Academic Honor Roll
- 2020-21 SEC First-Year Academic Honor Roll
- Made 23 career starts at Vanderbilt

| SUPERLATIVES | 2023-24 CAREER | SUPERLATIVES | 2023-24 CAREER |
|-----------------|----------------|------------------|----------------|
| 10+ POINTS | -- -- | 2+ BLOCKS | -- -- |
| 15+ POINTS | -- -- | DOUBLE-DOUBLES | -- -- |
| 20+ POINTS | -- -- | LED VANDY IN PTS | -- -- |
| MADE 3+ 3-PT FG | -- -- | LED VANDY IN REB | -- 1 |
| 10+ REBS | -- -- | LED VANDY IN AST | -- 4 |
| 3+ ASSISTS | -- 8 | LED VANDY IN STL | -- -- |
| 3+ STEALS | -- 1 | LED VANDY IN BLK | -- 2 |

GAME-BY-GAME

| DATE | OPPONENT | GS | MIN | FGM/A | FG% | 3FG/A | 3P% | FTM/A | FT% | OFF | DEF | TOT | AVG | PF | AST | T/O | BLK | STL | PTS | AVG |
|--------------|----------------------|----|---------------|---------------------------------|-------------|------------|-------------|------------|-------------|----------|-----------|-----------|------------|----------|-----------|----------|----------|----------|-----------|------------|
| 11/06/23 | KENNESAW STATE | | 08:53 | 0-1 | .000 | 0-1 | .000 | 0-0 | .000 | 0 | 0 | 0 | 0.0 | 0 | 2 | 0 | 1 | 1 | 0 | 0.0 |
| 11/09/23 | AT UT MARTIN | | | DID NOT PLAY (COACHES DECISION) | | | | | | | | | | | | | | | | |
| 11/12/23 | FAIRFIELD | | | DID NOT PLAY (COACHES DECISION) | | | | | | | | | | | | | | | | |
| 11/15/23 | WESTERN KENTUCKY | | 01:37 | 0-0 | .000 | 0-0 | .000 | 0-0 | .000 | 1 | 1 | 2 | 1.0 | 0 | 0 | 0 | 0 | 0 | 0 | 0.0 |
| 11/20/23 | ALABAMA STATE | | 06:31 | 0-0 | .000 | 0-0 | .000 | 0-0 | .000 | 0 | 0 | 0 | 0.7 | 0 | 0 | 1 | 0 | 0 | 0 | 0.0 |
| 11/24/23 | VS. IOWA STATE | | | DID NOT PLAY (COACHES DECISION) | | | | | | | | | | | | | | | | |
| 11/25/23 | VS. NORTHERN IOWA | | 00:45 | 0-0 | .000 | 0-0 | .000 | 0-0 | .000 | 0 | 0 | 0 | 0.5 | 0 | 0 | 0 | 0 | 0 | 0 | 0.0 |
| 11/29/23 | AT NC STATE | | | DID NOT PLAY (COACHES DECISION) | | | | | | | | | | | | | | | | |
| 12/03/23 | LOUISIANA TECH | | | DID NOT PLAY (COACHES DECISION) | | | | | | | | | | | | | | | | |
| 12/07/23 | AT BUTLER | | | DID NOT PLAY (COACHES DECISION) | | | | | | | | | | | | | | | | |
| 12/17/23 | LIPSCOMB | | 14:28 | 0-2 | .000 | 0-1 | .000 | 0-0 | .000 | 0 | 1 | 1 | 0.6 | 0 | 2 | 0 | 0 | 0 | 0 | 0.0 |
| 12/20/23 | DAYTON | | 11:25 | 0-1 | .000 | 0-0 | .000 | 1-2 | .500 | 0 | 1 | 1 | 0.7 | 2 | 2 | 0 | 0 | 2 | 1 | 0.2 |
| 12/29/23 | FAIRLEIGH DICKINSON | | 18:08 | 0-2 | .000 | 0-1 | .000 | 0-0 | .000 | 0 | 2 | 2 | 0.9 | 0 | 0 | 1 | 0 | 1 | 0 | 0.1 |
| 12/31/23 | RADFORD | | 20:46 | 2-2 | 1.000 | 0-0 | .000 | 0-0 | .000 | 1 | 3 | 4 | 1.3 | 1 | 4 | 1 | 0 | 3 | 4 | 0.6 |
| 01/04/24 | AT MISSISSIPPI STATE | | 17:48 | 1-1 | 1.000 | 0-0 | .000 | 2-2 | 1.000 | 0 | 3 | 3 | 1.4 | 2 | 2 | 0 | 0 | 0 | 4 | 1.0 |
| 01/07/24 | FLORIDA | | 00:38 | 0-0 | .000 | 0-0 | .000 | 0-0 | .000 | 0 | 0 | 0 | 1.3 | 0 | 0 | 0 | 0 | 0 | 0 | 0.9 |
| 01/11/24 | AT KENTUCKY | | 05:34 | 0-0 | .000 | 0-0 | .000 | 0-0 | .000 | 0 | 2 | 2 | 1.4 | 0 | 0 | 0 | 0 | 0 | 0 | 0.8 |
| 01/14/23 | MISSOURI | | 04:20 | 0-0 | .000 | 0-0 | .000 | 0-0 | .000 | 0 | 0 | 0 | 1.3 | 1 | 0 | 1 | 0 | 0 | 0 | 0.8 |
| 01/18/24 | AUBURN | | | DID NOT PLAY (COACHES DECISION) | | | | | | | | | | | | | | | | |
| 01/21/24 | AT TENNESSEE | | 00:46 | 0-0 | .000 | 0-0 | .000 | 0-0 | .000 | 0 | 0 | 0 | 1.2 | 0 | 0 | 0 | 0 | 0 | 0 | 0.7 |
| 01/28/24 | AT SOUTH CAROLINA | | | DID NOT PLAY (COACHES DECISION) | | | | | | | | | | | | | | | | |
| 02/01/24 | OLE MISS | | 00:59 | 0-0 | .000 | 0-0 | .000 | 0-0 | .000 | 0 | 0 | 0 | 1.1 | 0 | 0 | 0 | 0 | 0 | 0 | 0.6 |
| 02/05/24 | ALABAMA | | 14:21 | 0-0 | .000 | 0-0 | .000 | 1-2 | .500 | 0 | 1 | 1 | 1.1 | 3 | 1 | 0 | 0 | 0 | 1 | 0.7 |
| 02/08/24 | LSU | | 06:10 | 0-0 | .000 | 0-0 | .000 | 0-0 | .000 | 0 | 0 | 0 | 1.0 | 0 | 1 | 0 | 0 | 0 | 0 | 0.6 |
| 02/11/24 | AT GEORGIA | | 02:41 | 0-0 | .000 | 0-0 | .000 | 0-0 | .000 | 0 | 0 | 0 | 0.9 | 0 | 0 | 0 | 0 | 0 | 0 | 0.6 |
| 02/15/24 | AT TEXAS A&M | | 03:37 | 0-0 | .000 | 0-0 | .000 | 0-0 | .000 | 0 | 0 | 0 | 0.9 | 0 | 0 | 0 | 0 | 1 | 0 | 0.6 |
| 02/18/24 | TENNESSEE | | 00:14 | 0-0 | .000 | 0-0 | .000 | 0-0 | .000 | 0 | 0 | 0 | 0.8 | 0 | 0 | 0 | 0 | 0 | 0 | 0.5 |
| 02/25/24 | AT ARKANSAS | | 02:13 | 0-2 | .000 | 0-1 | .000 | 0-0 | .000 | 0 | 0 | 0 | 0.8 | 0 | 0 | 0 | 0 | 0 | 0 | 0.5 |
| 02/29/24 | AT MISSOURI | | | DID NOT PLAY (COACHES DECISION) | | | | | | | | | | | | | | | | |
| 03/03/24 | GEORGIA | | | DID NOT PLAY (COACHES DECISION) | | | | | | | | | | | | | | | | |
| TOTAL | | | 141:54 | 3-11 | .273 | 0-4 | .000 | 4-6 | .667 | 2 | 14 | 16 | 0.8 | 9 | 14 | 4 | 1 | 8 | 10 | 0.5 |

CAREER STATS

| YEAR | GP | GS | MIN | AVG | FG | FGA | PCT | 3FG | 3FGA | 3PCT | FT | FTA | PCT | OFF | DEF | TOT | AVG | PF | FO | AST | TO | BLK | STL | PTS | AVG |
|--------------|-----------|-----------|-------------|-------------|-----------|------------|-------------|-----------|-----------|-------------|-----------|-----------|-------------|-----------|-----------|------------|------------|-----------|----------|-----------|-----------|----------|-----------|------------|------------|
| 2020-21 | 8 | 0 | 93 | 11.7 | 3 | 11 | .273 | 0 | 2 | .000 | 4 | 6 | .667 | 1 | 6 | 7 | 0.9 | 11 | 0 | 7 | 4 | 0 | 4 | 10 | 1.3 |
| 2021-22 | 26 | 14 | 289 | 11.1 | 10 | 37 | .270 | 5 | 17 | .294 | 12 | 16 | .750 | 3 | 17 | 20 | 0.8 | 20 | 0 | 17 | 6 | 1 | 9 | 37 | 1.4 |
| 2022-23 | 31 | 9 | 756 | 24.4 | 30 | 96 | .313 | 9 | 37 | .243 | 47 | 54 | .870 | 4 | 53 | 57 | 1.8 | 58 | 1 | 40 | 33 | 1 | 10 | 116 | 3.7 |
| 2023-24 | 20 | 0 | 142 | 7.1 | 3 | 11 | .273 | 0 | 4 | .000 | 4 | 6 | .667 | 2 | 14 | 16 | 0.8 | 9 | 0 | 14 | 4 | 1 | 8 | 10 | 0.5 |
| TOTAL | 85 | 23 | 1280 | 15.1 | 46 | 155 | .297 | 14 | 60 | .233 | 67 | 82 | .817 | 10 | 90 | 100 | 1.2 | 98 | 1 | 78 | 47 | 3 | 31 | 173 | 2.0 |



IYANA MOORE

23

Instagram: @iyanamoore_
X: @imoore_23

G // 5-8 // Jr. // Murfreesboro, Tenn. (Blackman High School)

Season Highs

Points // 37, at Kentucky (01/11/14)
 FG Made // 14, at Kentucky (01/11/14)
 FG Attempts // 17 (2x), Last: at Kentucky (01/11/24)
 3-Pt Made // 4 (3x), Last: Alabama (02/05/24)
 3-Pt Attempt // 10, at Missouri (02/29/24)
 FT Made // 9, vs. Iowa State (11/24/23)
 FT Attempt // 10, vs. Iowa State (11/24/23)
 Rebounds // 9, at Missouri (02/29/24)
 Assists // 7, at Kentucky (01/11/14)
 Steals // 4, Fairfield (11/12/23)
 Blocks // 1 (3x), Last: at Missouri (02/29/24)
 Minutes // 40 (5x), Last: at Texas A&M (02/15/24)

Career Highs

Points // 37, at Kentucky (01/11/14)
 FG Made // 14, at Kentucky (01/11/14)
 FG Attempts // 21, Alabama State (12/28/21)
 3-Pt Made // 9, Alabama State (12/28/21)
 3-Pt Attempt // 12, Alabama State (12/28/21)
 FT Made // 9, vs. Iowa State (11/24/23)
 FT Attempt // 10, vs. Iowa State (11/24/23)
 Rebounds // 9, at Missouri (02/29/24)
 Assists // 8, at Kentucky (02/17/22)
 Steals // 4 (4x), Last: Fairfield (11/12/23)
 Blocks // 1 (8x), Last: at Missouri (02/29/24)
 Minutes // 43, Alabama (02/06/22)

- Averaging a Team-Best 16.9 ppg in SEC games
- Scored a career-high 37 pts at Kentucky on Jan. 11, 2024
- 2021-22 SEC All-Freshman Team
- SEC Co-Freshman of the Week (1.4.22)
- Set the program record for 3-pointers made per game with 9 against Alabama State during the 2021-22 season

| SUPERLATIVES | 2023-24 CAREER | SUPERLATIVES | 2023-24 CAREER |
|-----------------|----------------|------------------|----------------|
| 10+ POINTS | 18 39 | 3+ STEALS | 4 12 |
| 15+ POINTS | 11 24 | 2+ BLOCKS | -- -- |
| 20+ POINTS | 6 94 | LED VANDY IN PTS | 10 26 |
| 30+ POINTS | 1 2 | LED VANDY IN REB | -- -- |
| MADE 3+ 3-PT FG | 8 20 | LED VANDY IN AST | 7 12 |
| 10+ REBS | -- -- | LED VANDY IN STL | 4 9 |
| 3+ ASSISTS | 14 28 | LED VANDY IN BLK | 2 4 |

GAME-BY-GAME

| DATE | OPPONENT | GS | MIN | FGM/A | FG% | 3FG/A | 3P% | FTM/A | FT% | OFF | DEF | TOT | AVG | PF | AST | T/O | BLK | STL | PTS | AVG |
|--------------|----------------------|----|---------------|----------------|-------------|---------------|-------------|---------------|-------------|-----------|-----------|------------|------------|-----------|-----------|-----------|----------|-----------|------------|-------------|
| 11/06/23 | KENNESAW STATE | * | 19:20 | 4-8 | .500 | 2-4 | .500 | 1-1 | 1.000 | 1 | 1 | 2 | 2.0 | 3 | 3 | 3 | 0 | 1 | 11 | 11.0 |
| 11/09/23 | AT UT MARTIN | * | 33:27 | 4-12 | .333 | 3-8 | .375 | 1-2 | .500 | 1 | 1 | 2 | 2.0 | 3 | 2 | 2 | 0 | 2 | 12 | 11.5 |
| 11/12/23 | FAIRFIELD | * | 39:27 | 9-15 | .600 | 3-6 | .500 | 4-4 | 1.000 | 3 | 3 | 6 | 3.3 | 2 | 1 | 2 | 0 | 4 | 25 | 16.0 |
| 11/15/23 | WESTERN KENTUCKY | * | 35:19 | 1-10 | .100 | 1-5 | .200 | 2-4 | .500 | 1 | 1 | 2 | 3.0 | 1 | 3 | 1 | 0 | 1 | 5 | 13.3 |
| 11/20/23 | ALABAMA STATE | * | 22:11 | 4-6 | .667 | 1-2 | .500 | 0-1 | .000 | 0 | 2 | 2 | 2.8 | 3 | 4 | 4 | 0 | 0 | 9 | 12.4 |
| 11/24/23 | VS. IOWA STATE | * | 35:52 | 6-17 | .353 | 0-8 | .000 | 9-10 | .900 | 3 | 2 | 5 | 3.2 | 1 | 3 | 1 | 0 | 1 | 21 | 13.8 |
| 11/25/23 | VS. NORTHERN IOWA | * | 30:48 | 2-6 | .333 | 0-2 | .000 | 1-5 | .200 | 1 | 3 | 4 | 3.3 | 3 | 0 | 1 | 0 | 1 | 5 | 12.6 |
| 11/29/23 | AT NC STATE | * | 24:06 | 0-10 | .000 | 0-3 | .000 | 2-2 | 1.000 | 1 | 2 | 3 | 3.3 | 3 | 2 | 2 | 0 | 1 | 2 | 11.3 |
| 12/03/23 | LOUISIANA TECH | * | 17:17 | 0-4 | .000 | 0-3 | .000 | 0-0 | .000 | 0 | 1 | 1 | 3.0 | 2 | 2 | 2 | 0 | 0 | 0 | 10.0 |
| 12/07/23 | AT BUTLER | * | 34:21 | 3-15 | .200 | 0-3 | .000 | 2-4 | .500 | 3 | 3 | 6 | 3.3 | 2 | 4 | 1 | 0 | 0 | 8 | 9.8 |
| 12/17/23 | LIPSCOMB | * | 24:23 | 3-10 | .300 | 0-1 | .000 | 0-0 | .000 | 0 | 1 | 1 | 3.1 | 0 | 0 | 1 | 0 | 1 | 6 | 9.5 |
| 12/20/23 | DAYTON | * | 15:51 | 1-4 | .250 | 0-1 | .000 | 0-0 | .000 | 2 | 0 | 2 | 3.0 | 2 | 2 | 3 | 1 | 1 | 2 | 8.8 |
| 12/29/23 | FAIRLEIGH DICKINSON | * | 20:31 | 4-8 | .500 | 2-5 | .400 | 4-5 | .800 | 1 | 2 | 3 | 3.0 | 2 | 2 | 1 | 0 | 2 | 14 | 9.2 |
| 12/31/23 | RADFORD | * | 24:27 | 4-10 | .400 | 2-3 | .667 | 0-0 | .000 | 1 | 3 | 4 | 3.1 | 4 | 4 | 1 | 0 | 2 | 10 | 9.3 |
| 01/04/24 | AT MISSISSIPPI STATE | * | 38:45 | 10-16 | .625 | 3-6 | .500 | 6-6 | 1.000 | 1 | 4 | 5 | 3.2 | 2 | 2 | 4 | 0 | 1 | 29 | 10.6 |
| 01/07/24 | FLORIDA | * | 40:00 | 6-12 | .500 | 2-5 | .400 | 6-6 | 1.000 | 0 | 3 | 3 | 3.2 | 2 | 0 | 4 | 0 | 3 | 20 | 11.2 |
| 01/11/24 | AT KENTUCKY | * | 36:55 | 14-17 | .824 | 4-5 | .800 | 5-5 | 1.000 | 1 | 3 | 4 | 3.2 | 2 | 7 | 0 | 0 | 3 | 37 | 12.7 |
| 01/14/23 | MISSOURI | * | 35:36 | 1-8 | .125 | 1-4 | .250 | 2-2 | 1.000 | 0 | 3 | 3 | 3.2 | 4 | 5 | 1 | 0 | 2 | 5 | 12.3 |
| 01/18/24 | AUBURN | * | 40:00 | 3-9 | .333 | 1-5 | .200 | 5-5 | 1.000 | 1 | 1 | 2 | 3.2 | 1 | 0 | 4 | 0 | 0 | 12 | 12.3 |
| 01/21/24 | AT TENNESSEE | * | 39:14 | 7-13 | .538 | 2-6 | .333 | 3-4 | .750 | 0 | 2 | 2 | 3.1 | 4 | 5 | 3 | 0 | 0 | 19 | 12.6 |
| 01/28/24 | AT SOUTH CAROLINA | * | 40:00 | 6-16 | .375 | 1-6 | .167 | 0-0 | .000 | 1 | 4 | 5 | 3.2 | 1 | 3 | 3 | 0 | 0 | 13 | 12.6 |
| 02/01/24 | OLE MISS | * | 33:35 | 5-14 | .357 | 4-8 | .500 | 4-4 | 1.000 | 0 | 3 | 3 | 3.2 | 3 | 1 | 2 | 0 | 2 | 18 | 12.9 |
| 02/05/24 | ALABAMA | * | 40:00 | 4-12 | .333 | 4-9 | .444 | 4-4 | 1.000 | 0 | 5 | 5 | 3.3 | 3 | 5 | 3 | 0 | 1 | 16 | 13.0 |
| 02/08/24 | LSU | * | 26:47 | 6-15 | .400 | 1-5 | .200 | 4-5 | .800 | 0 | 3 | 3 | 3.3 | 3 | 3 | 9 | 0 | 1 | 17 | 13.2 |
| 02/11/24 | AT GEORGIA | * | 39:09 | 2-12 | .167 | 0-4 | .000 | 5-7 | .714 | 1 | 2 | 3 | 3.2 | 1 | 4 | 5 | 0 | 3 | 9 | 13.0 |
| 02/15/24 | AT TEXAS A&M | * | 40:00 | 3-16 | .188 | 2-7 | .286 | 1-2 | .500 | 2 | 1 | 3 | 3.2 | 3 | 2 | 3 | 0 | 2 | 9 | 12.8 |
| 02/18/24 | TENNESSEE | * | 37:24 | 8-19 | .421 | 3-8 | .375 | 6-6 | 1.000 | 1 | 2 | 3 | 3.2 | 3 | 1 | 1 | 0 | 1 | 25 | 13.3 |
| 02/25/24 | AT ARKANSAS | * | 39:10 | 2-10 | .200 | 1-2 | .500 | 5-6 | .833 | 0 | 6 | 6 | 3.3 | 3 | 5 | 3 | 1 | 1 | 10 | 13.2 |
| 02/29/24 | AT MISSOURI | * | 39:41 | 5-13 | .385 | 3-10 | .300 | 2-2 | 1.000 | 3 | 6 | 9 | 3.5 | 3 | 1 | 0 | 1 | 1 | 15 | 13.2 |
| 03/03/24 | GEORGIA | | | | | | | | | | | | | | | | | | | |
| TOTAL | | | 943:35 | 127-337 | .377 | 46-144 | .319 | 84-102 | .824 | 29 | 73 | 102 | 3.5 | 69 | 77 | 70 | 3 | 38 | 384 | 13.2 |

CAREER STATS

| YEAR | GP | GS | MIN | AVG | FG | FGA | PCT | 3FG | 3FGA | 3PCT | FT | FTA | PCT | OFF | DEF | TOT | AVG | PF | FO | AST | TO | BLK | STL | PTS | AVG | |
|--------------|-----------------------------|-----------|-------------|-------------|------------|------------|-------------|------------|------------|-------------|------------|------------|-------------|-----------|------------|------------|------------|------------|----------|------------|------------|----------|-----------|------------|-------------|--|
| 2021-22 | 35 | 17 | 1136 | 32.5 | 148 | 396 | .374 | 79 | 207 | .382 | 69 | 86 | .802 | 32 | 71 | 103 | 2.9 | 67 | 1 | 89 | 99 | 6 | 55 | 444 | 12.7 | |
| 2022-23 | MISSED SEASON DUE TO INJURY | | | | | | | | | | | | | | | | | | | | | | | | | |
| 2023-24 | 29 | 29 | 944 | 32.5 | 127 | 337 | .377 | 46 | 144 | .319 | 84 | 102 | .824 | 29 | 73 | 102 | 3.5 | 69 | 0 | 77 | 70 | 3 | 38 | 384 | 13.2 | |
| TOTAL | 64 | 46 | 2080 | 32.5 | 275 | 733 | .375 | 125 | 351 | .356 | 153 | 188 | .814 | 61 | 144 | 205 | 3.2 | 136 | 1 | 166 | 169 | 9 | 93 | 828 | 12.9 | |



AGA MAKURAT

24

Instagram icon @a.makurat24

G // 6-2 // Fr. // Sierakowice, Poland (Sopocka Akademia Tenisowa)

Season Highs

Points // 18 (2x), Last: at South Carolina (01/28/24)
 FG Made // 6, at South Carolina (01/28/24)
 FG Attempts // 9 (3x), Last: at South Carolina (01/28/24)
 3-Pt Made // 5, Western Kentucky (11/15/23)
 3-Pt Attempt // 7 (2x), Last: at South Carolina (01/28/24)
 FT Made // 3, Western Kentucky (11/15/23)
 FT Attempt // 4, Western Kentucky (11/15/23)
 Rebounds // 7, at South Carolina (01/28/24)
 Assists // 3 (2x), Last: at Kentucky (01/11/24)
 Steals // 2, Kennesaw State (11/06/23)
 Blocks // 3, Florida (01/07/24)
 Minutes // 24, at South Carolina (01/28/24)

Career Highs

Points // 18 (2x), Last: at South Carolina (01/28/24)
 FG Made // 6, at South Carolina (01/28/24)
 FG Attempts // 9 (3x), Last: at South Carolina (01/28/24)
 3-Pt Made // 5, Western Kentucky (11/15/23)
 3-Pt Attempt // 7 (2x), Last: at South Carolina (01/28/24)
 FT Made // 3, Western Kentucky (11/15/23)
 FT Attempt // 4, Western Kentucky (11/15/23)
 Rebounds // 7, at South Carolina (01/28/24)
 Assists // 3 (2x), Last: at Kentucky (01/11/24)
 Steals // 2, Kennesaw State (11/06/23)
 Blocks // 3, Florida (01/07/24)
 Minutes // 24, at South Carolina (01/28/24)

- Scored a career-best 18 pts & hit 5 3-pt FGs vs. Western Kentucky
- Vanderbilt is 3-0 in games where she starts
- Member of Poland's national women's basketball program
- A top-15 international recruit in the Class of 2023 by WorldWide Hoops

| SUPERLATIVES | 2023-24 CAREER | SUPERLATIVES | 2023-24 CAREER |
|-----------------|----------------|------------------|----------------|
| 10+ POINTS | 3 3 | 2+ BLOCKS | 3 3 |
| 15+ POINTS | 2 2 | DOUBLE-DOUBLES | -- -- |
| 20+ POINTS | -- -- | LED VANDY IN PTS | 2 2 |
| MADE 3+ 3-PT FG | 3 3 | LED VANDY IN REB | 1 1 |
| 10+ REBS | -- -- | LED VANDY IN AST | -- -- |
| 3+ ASSISTIS | 2 2 | LED VANDY IN STL | -- -- |
| 3+ STEALS | -- -- | LED VANDY IN BLK | 6 6 |

GAME-BY-GAME

| DATE | OPPONENT | GS | MIN | FGM/A | FG% | 3FG/A | 3P% | FTM/A | FT% | OFF | DEF | TOT | AVG | PF | AST | T/O | BLK | STL | PTS | AVG |
|--------------|----------------------|----|---------------|---------------|-------------|--------------|-------------|--------------|-------------|-----------|-----------|-----------|------------|-----------|-----------|-----------|-----------|-----------|------------|------------|
| 11/06/23 | KENNESAW STATE | * | 22:51 | 2-5 | .400 | 2-5 | .400 | 2-2 | 1.000 | 0 | 2 | 2 | 2.0 | 3 | 3 | 0 | 2 | 2 | 8 | 8.0 |
| 11/09/23 | AT UT MARTIN | * | 11:03 | 0-2 | .000 | 0-2 | .000 | 0-0 | .000 | 1 | 0 | 1 | 1.5 | 0 | 0 | 0 | 0 | 0 | 0 | 4.0 |
| 11/12/23 | FAIRFIELD | | 08:37 | 1-2 | .500 | 1-2 | .500 | 0-0 | .000 | 0 | 0 | 0 | 1.0 | 0 | 0 | 0 | 0 | 1 | 3 | 3.7 |
| 11/15/23 | WESTERN KENTUCKY | | 16:10 | 5-9 | .556 | 5-7 | .714 | 3-4 | .750 | 1 | 1 | 2 | 1.3 | 0 | 2 | 1 | 0 | 1 | 18 | 7.3 |
| 11/20/23 | ALABAMA STATE | | 20:40 | 4-8 | .500 | 3-5 | .600 | 0-0 | .000 | 0 | 0 | 0 | 1.0 | 2 | 1 | 2 | 1 | 0 | 11 | 8.0 |
| 11/24/23 | VS. IOWA STATE | | 23:23 | 3-9 | .333 | 1-5 | .200 | 2-2 | 1.000 | 0 | 3 | 3 | 1.3 | 2 | 1 | 1 | 0 | 0 | 9 | 8.2 |
| 11/25/23 | VS. NORTHERN IOWA | | 14:58 | 1-3 | .333 | 0-0 | .000 | 0-0 | .000 | 1 | 2 | 3 | 1.6 | 2 | 1 | 1 | 1 | 0 | 2 | 7.3 |
| 11/29/23 | AT NC STATE | | 13:10 | 2-4 | .500 | 1-2 | .500 | 0-0 | .000 | 1 | 0 | 1 | 1.5 | 3 | 0 | 2 | 1 | 0 | 5 | 7.0 |
| 12/03/23 | LOUISIANA TECH | | 21:32 | 2-6 | .333 | 1-5 | .200 | 0-0 | .000 | 0 | 4 | 4 | 1.8 | 0 | 1 | 1 | 0 | 0 | 5 | 6.8 |
| 12/07/23 | AT BUTLER | | 05:02 | 1-3 | .333 | 0-1 | .000 | 0-0 | .000 | 0 | 1 | 1 | 1.7 | 0 | 0 | 1 | 0 | 0 | 2 | 6.3 |
| 12/17/23 | LIPSCOMB | | 20:54 | 1-4 | .250 | 0-1 | .000 | 0-0 | .000 | 0 | 3 | 3 | 1.8 | 1 | 0 | 0 | 1 | 0 | 2 | 5.9 |
| 12/20/23 | DAYTON | | 16:06 | 1-3 | .333 | 0-1 | .000 | 0-0 | .000 | 0 | 0 | 0 | 1.7 | 1 | 1 | 4 | 0 | 0 | 2 | 5.6 |
| 12/29/23 | FAIRLEIGH DICKINSON | * | 23:20 | 2-7 | .286 | 1-4 | .250 | 1-2 | .500 | 0 | 1 | 1 | 1.6 | 0 | 0 | 2 | 0 | 1 | 6 | 5.6 |
| 12/31/23 | RADFORD | | 20:30 | 2-5 | .400 | 2-4 | .500 | 0-0 | .000 | 1 | 1 | 2 | 1.6 | 2 | 0 | 0 | 2 | 0 | 6 | 5.6 |
| 01/04/24 | AT MISSISSIPPI STATE | | 13:42 | 1-5 | .200 | 0-4 | .000 | 0-0 | .000 | 1 | 1 | 2 | 1.7 | 0 | 1 | 0 | 0 | 0 | 2 | 5.4 |
| 01/07/24 | FLORIDA | | 10:26 | 0-1 | .000 | 0-1 | .000 | 0-0 | .000 | 0 | 1 | 1 | 1.6 | 0 | 0 | 2 | 3 | 1 | 0 | 5.1 |
| 01/11/24 | AT KENTUCKY | | 18:57 | 2-5 | .400 | 2-4 | .500 | 0-0 | .000 | 0 | 1 | 1 | 1.6 | 2 | 3 | 2 | 0 | 1 | 6 | 5.1 |
| 01/14/23 | MISSOURI | | 11:39 | 0-4 | .000 | 0-3 | .000 | 0-0 | .000 | 0 | 0 | 0 | 1.5 | 1 | 1 | 2 | 0 | 0 | 0 | 4.8 |
| 01/18/24 | AUBURN | | 16:15 | 0-1 | .000 | 0-1 | .000 | 0-0 | .000 | 0 | 1 | 1 | 1.5 | 0 | 1 | 1 | 0 | 0 | 0 | 4.6 |
| 01/21/24 | AT TENNESSEE | | 16:08 | 2-4 | .500 | 2-3 | .667 | 0-0 | .000 | 0 | 0 | 0 | 1.4 | 0 | 0 | 1 | 0 | 0 | 6 | 4.7 |
| 01/28/24 | AT SOUTH CAROLINA | | 24:15 | 6-9 | .667 | 4-7 | .571 | 2-2 | 1.000 | 3 | 4 | 7 | 1.7 | 1 | 0 | 0 | 0 | 1 | 18 | 5.3 |
| 02/01/24 | OLE MISS | | 11:42 | 0-1 | .000 | 0-1 | .000 | 0-0 | .000 | 0 | 0 | 0 | 1.6 | 0 | 0 | 1 | 1 | 0 | 0 | 5.0 |
| 02/05/24 | ALABAMA | | 08:23 | 1-2 | .500 | 1-2 | .500 | 0-0 | .000 | 0 | 0 | 0 | 1.5 | 0 | 0 | 1 | 0 | 0 | 3 | 5.0 |
| 02/08/24 | LSU | | 18:09 | 2-7 | .286 | 1-5 | .200 | 0-0 | .000 | 1 | 1 | 2 | 1.5 | 1 | 1 | 1 | 0 | 1 | 5 | 5.0 |
| 02/11/24 | AT GEORGIA | | 03:27 | 0-0 | .000 | 0-0 | .000 | 0-0 | .000 | 0 | 0 | 0 | 1.5 | 0 | 0 | 0 | 0 | 0 | 0 | 4.8 |
| 02/15/24 | AT TEXAS A&M | | 13:03 | 1-5 | .200 | 1-4 | .250 | 1-2 | .500 | 1 | 2 | 3 | 1.5 | 2 | 0 | 1 | 0 | 1 | 4 | 4.7 |
| 02/18/24 | TENNESSEE | | 17:33 | 1-3 | .333 | 0-1 | .000 | 0-0 | .000 | 0 | 2 | 2 | 1.6 | 0 | 0 | 1 | 1 | 0 | 2 | 4.6 |
| 02/25/24 | AT ARKANSAS | | 06:09 | 0-2 | .000 | 0-2 | .000 | 0-0 | .000 | 1 | 1 | 2 | 1.6 | 1 | 0 | 2 | 0 | 0 | 0 | 4.5 |
| 02/29/24 | AT MISSOURI | | 11:13 | 1-5 | .200 | 1-4 | .250 | 0-0 | .000 | 0 | 3 | 3 | 1.6 | 1 | 0 | 1 | 0 | 0 | 3 | 4.4 |
| 03/03/24 | GEORGIA | | | | | | | | | | | | | | | | | | | |
| TOTAL | | | 440:18 | 44-124 | .355 | 29-86 | .337 | 11-14 | .786 | 12 | 35 | 47 | 1.6 | 25 | 17 | 31 | 13 | 10 | 128 | 4.4 |

CAREER STATS

| YEAR | GP | GS | MIN | AVG | FG | FGA | PCT | 3FG | 3FGA | 3PCT | FT | FTA | PCT | OFF | DEF | TOT | AVG | PF | FO | AST | TO | BLK | STL | PTS | AVG |
|--------------|-----------|----------|------------|-------------|-----------|------------|-------------|-----------|-----------|-------------|-----------|-----------|-------------|-----------|-----------|-----------|------------|-----------|----------|-----------|-----------|-----------|-----------|------------|------------|
| 2023-24 | 29 | 3 | 440 | 15.2 | 44 | 124 | .355 | 29 | 86 | .337 | 11 | 14 | .786 | 12 | 35 | 47 | 1.6 | 25 | 0 | 17 | 31 | 13 | 10 | 128 | 4.4 |
| TOTAL | 29 | 3 | 440 | 15.2 | 44 | 124 | .355 | 29 | 86 | .337 | 11 | 14 | .786 | 12 | 35 | 47 | 1.6 | 25 | 0 | 17 | 31 | 13 | 10 | 128 | 4.4 |



SACHA WASHINGTON 35

@sacha_washington
@sachaw33

F // 6-2 // Jr. // Lawrenceville, Ga. (Collins Hill High School)

Season Highs

Points // 33, Louisiana Tech (12/03/23)
 FG Made // 15, Louisiana Tech (12/03/23)
 FG Attempts // 20, Louisiana Tech (12/03/23)
 3-Pt Made // --
 3-Pt Attempt // --
 FT Made // 10, Fairfield (11/12/23)
 FT Attempt // 16, Fairfield (11/12/23)
 Rebounds // 17, Fairfield (11/12/23)
 Assists // 7, Fairfield (11/12/23)
 Steals // 8, Louisiana Tech (12/03/23)
 Blocks // 6, Dayton (12/20/23)
 Minutes // 39, at Mississippi State (01/04/24)

Career Highs

Points // 33, Louisiana Tech (12/03/23)
 FG Made // 15, Louisiana Tech (12/03/23)
 FG Attempts // 20, Louisiana Tech (12/03/23)
 3-Pt Made // --
 3-Pt Attempt // 1, Lipscomb (12/18/22)
 FT Made // 10, Fairfield (11/12/23)
 FT Attempt // 16, Fairfield (11/12/23)
 Rebounds // 17, Fairfield (11/12/23)
 Assists // 7, Fairfield (11/12/23)
 Steals // 8, Louisiana Tech (12/03/23)
 Blocks // 6, Dayton (12/20/23)
 Minutes // 39, at Mississippi State (01/04/24)

- Scored a career-best 33 pts in the win over Louisiana Tech on Dec. 3
- Posted a Double-Double Six Games this season
- Pulled down a career-best 17 rebs vs. Fairfield on Nov. 12, 2023
- Collected a career-high 8 steals vs. Louisiana Tech on Dec. 3
- 2021-22 SEC All-Freshman Team

| SUPERLATIVES | 2023-24 CAREER | | SUPERLATIVES | 2023-24 CAREER | |
|-----------------|----------------|----|------------------|----------------|----|
| 10+ POINTS | 16 | 46 | 2+ BLOCKS | 9 | 27 |
| 15+ POINTS | 8 | 19 | DOUBLE-DOUBLES | 6 | 19 |
| 20+ POINTS | 3 | 6 | LED VANDY IN PTS | 7 | 13 |
| MADE 3+ 3-PT FG | -- | -- | LED VANDY IN REB | 15 | 52 |
| 10+ REBS | 6 | 22 | LED VANDY IN AST | 2 | 4 |
| 3+ ASSISTIS | 4 | 7 | LED VANDY IN STL | 4 | 5 |
| 3+ STEALS | 6 | 9 | LED VANDY IN BLK | 15 | 53 |

GAME-BY-GAME

| DATE | OPPONENT | GS | MIN | FGM/A | % | 3FG/A | % | FTM/A | % | OFF | DEF | TOT | AVG | PF | AST | T/O | BLK | STL | PTS | AVG |
|--------------|----------------------|----|--------|---------|------|-------|------|--------|-------|-----|-----|-----|------|----|-----|-----|-----|-----|-----|------|
| 11/06/23 | KENNESAW STATE | * | 19:37 | 5-7 | .714 | 0-0 | .000 | 6-9 | .667 | 2 | 4 | 6 | 6.0 | 0 | 0 | 0 | 0 | 0 | 16 | 16.0 |
| 11/09/23 | AT UT MARTIN | * | 30:38 | 9-17 | .529 | 0-0 | .000 | 0-0 | .000 | 6 | 4 | 10 | 8.0 | 0 | 1 | 3 | 3 | 1 | 18 | 17.0 |
| 11/12/23 | FAIRFIELD | * | 31:27 | 5-9 | .556 | 0-0 | .000 | 10-16 | .625 | 7 | 10 | 17 | 11.0 | 2 | 7 | 5 | 0 | 1 | 20 | 18.0 |
| 11/15/23 | WESTERN KENTUCKY | * | 36:05 | 6-10 | .600 | 0-0 | .000 | 4-8 | .500 | 5 | 5 | 10 | 10.8 | 4 | 2 | 2 | 4 | 5 | 16 | 17.5 |
| 11/20/23 | ALABAMA STATE | * | 26:22 | 10-13 | .769 | 0-0 | .000 | 4-7 | .571 | 1 | 6 | 7 | 10.0 | 3 | 1 | 1 | 0 | 3 | 24 | 18.8 |
| 11/24/23 | VS. IOWA STATE | * | 26:12 | 2-4 | .500 | 0-0 | .000 | 2-2 | 1.000 | 1 | 1 | 2 | 8.7 | 4 | 0 | 2 | 1 | 3 | 6 | 16.7 |
| 11/25/23 | VS. NORTHERN IOWA | * | 20:03 | 2-9 | .222 | 0-0 | .000 | 0-0 | .000 | 0 | 3 | 3 | 7.9 | 4 | 2 | 3 | 1 | 0 | 4 | 14.9 |
| 11/29/23 | AT NC STATE | * | 32:04 | 6-14 | .429 | 0-0 | .000 | 2-2 | 1.000 | 3 | 4 | 7 | 7.8 | 3 | 1 | 3 | 5 | 1 | 14 | 14.8 |
| 12/03/23 | LOUISIANA TECH | * | 35:21 | 15-20 | .750 | 0-0 | .000 | 3-8 | .375 | 6 | 0 | 6 | 7.6 | 2 | 1 | 4 | 2 | 8 | 33 | 16.8 |
| 12/07/23 | AT BUTLER | * | 35:54 | 3-8 | .375 | 0-0 | .000 | 1-3 | .333 | 5 | 4 | 9 | 7.7 | 2 | 0 | 1 | 1 | 3 | 7 | 15.8 |
| 11/17/23 | LIPSCOMB | * | 25:08 | 4-10 | .400 | 0-0 | .000 | 1-2 | .500 | 5 | 7 | 12 | 8.1 | 3 | 1 | 2 | 0 | 2 | 9 | 15.2 |
| 12/20/23 | DAYTON | * | 33:51 | 5-9 | .556 | 0-0 | .000 | 1-2 | .500 | 4 | 11 | 15 | 8.7 | 2 | 3 | 5 | 6 | 1 | 11 | 14.8 |
| 12/29/23 | FAIRLEIGH DICKINSON | * | 18:58 | 5-7 | .714 | 0-0 | .000 | 4-4 | 1.000 | 3 | 4 | 7 | 8.5 | 2 | 0 | 3 | 0 | 0 | 14 | 14.8 |
| 12/31/23 | RADFORD | * | 27:52 | 6-9 | .667 | 0-0 | .000 | 0-0 | .000 | 4 | 5 | 9 | 8.6 | 2 | 4 | 5 | 1 | 3 | 12 | 14.6 |
| 01/04/24 | AT MISSISSIPPI STATE | * | 39:04 | 4-11 | .364 | 0-0 | .000 | 1-1 | 1.000 | 0 | 3 | 3 | 8.2 | 3 | 3 | 3 | 3 | 2 | 9 | 14.2 |
| 01/07/24 | FLORIDA | * | 22:15 | 2-8 | .250 | 0-0 | .000 | 4-6 | .667 | 3 | 4 | 7 | 8.1 | 5 | 1 | 3 | 1 | 1 | 8 | 13.8 |
| 01/11/24 | AT KENTUCKY | * | 21:07 | 3-8 | .375 | 0-0 | .000 | 2-2 | 1.000 | 3 | 3 | 6 | 8.0 | 3 | 1 | 2 | 1 | 1 | 8 | 13.5 |
| 01/14/23 | MISSOURI | * | 21:45 | 3-6 | .500 | 0-0 | .000 | 3-3 | 1.000 | 2 | 5 | 7 | 7.9 | 0 | 0 | 1 | 2 | 0 | 9 | 13.2 |
| 01/18/24 | AUBURN | * | 33:20 | 3-6 | .500 | 0-0 | .000 | 2-3 | .667 | 1 | 2 | 3 | 7.7 | 5 | 1 | 1 | 4 | 1 | 8 | 12.9 |
| 01/21/24 | AT TENNESSEE | * | 35:58 | 3-9 | .333 | 0-0 | .000 | 2-2 | 1.000 | 3 | 3 | 6 | 7.6 | 1 | 1 | 5 | 1 | 2 | 8 | 12.7 |
| 01/28/24 | AT SOUTH CAROLINA | * | 26:04 | 6-11 | .545 | 0-0 | .000 | 6-7 | .857 | 4 | 3 | 7 | 7.6 | 4 | 1 | 2 | 0 | 0 | 18 | 13.0 |
| 02/01/24 | OLE MISS | * | 25:20 | 3-5 | .600 | 0-0 | .000 | 0-4 | .000 | 0 | 6 | 6 | 7.5 | 5 | 0 | 2 | 1 | 2 | 6 | 12.6 |
| 02/05/24 | ALABAMA | * | 35:54 | 7-13 | .538 | 0-0 | .000 | 2-7 | .286 | 4 | 6 | 10 | 7.6 | 0 | 2 | 2 | 2 | 2 | 16 | 12.8 |
| 02/08/24 | LSU | * | 19:23 | 2-3 | .667 | 0-0 | .000 | 2-2 | 1.000 | 2 | 2 | 4 | 7.5 | 4 | 0 | 1 | 1 | 1 | 6 | 12.5 |
| 02/11/24 | AT GEORGIA | * | 34:04 | 5-9 | .556 | 0-0 | .000 | 0-0 | .000 | 4 | 7 | 11 | 7.6 | 4 | 1 | 8 | 0 | 2 | 10 | 12.4 |
| 02/15/24 | AT TEXAS A&M | * | 33:48 | 2-7 | .286 | 0-0 | .000 | 2-2 | 1.000 | 6 | 2 | 8 | 7.6 | 3 | 1 | 1 | 1 | 2 | 6 | 12.2 |
| 02/18/24 | TENNESSEE | * | 24:23 | 6-12 | .500 | 0-0 | .000 | 1-3 | .333 | 5 | 3 | 8 | 7.6 | 3 | 0 | 1 | 0 | 0 | 13 | 12.2 |
| 02/25/24 | AT ARKANSAS | * | 25:59 | 5-10 | .500 | 0-0 | .000 | 1-1 | 1.000 | 4 | 4 | 8 | 7.6 | 2 | 1 | 4 | 0 | 0 | 11 | 12.1 |
| 02/29/24 | AT MISSOURI | * | 29:54 | 4-7 | .571 | 0-0 | .000 | 3-3 | 1.000 | 3 | 3 | 6 | 7.6 | 2 | 0 | 3 | 0 | 0 | 11 | 12.1 |
| 03/03/24 | GEORGIA | | | | | | | | | | | | | | | | | | | |
| TOTAL | | | 827:50 | 141-271 | .520 | 0-0 | .000 | 69-109 | .633 | 96 | 124 | 220 | 7.6 | 77 | 36 | 7 | 41 | 47 | 351 | 12.1 |

CAREER STATS

| YEAR | GP | GS | MIN | AVG | FG | FGA | PCT | 3FG | 3FGA | 3PCT | FT | FTA | PCT | OFF | DEF | TOT | AVG | PF | FO | AST | TO | BLK | STL | PTS | AVG |
|--------------|-----------|-----------|-------------|-------------|------------|------------|-------------|----------|----------|-------------|------------|------------|-------------|------------|------------|------------|------------|------------|-----------|-----------|------------|------------|-----------|------------|-------------|
| 2021-22 | 35 | 8 | 708 | 20.2 | 104 | 224 | .464 | 0 | 0 | .000 | 58 | 85 | .682 | 113 | 117 | 230 | 6.6 | 87 | 2 | 26 | 57 | 19 | 26 | 266 | 7.6 |
| 2022-23 | 31 | 31 | 798 | 25.7 | 136 | 294 | .463 | 0 | 1 | .000 | 72 | 114 | .632 | 91 | 137 | 228 | 7.4 | 87 | 5 | 35 | 67 | 45 | 25 | 344 | 11.1 |
| 2023-24 | 29 | 29 | 828 | 28.5 | 141 | 271 | .520 | 0 | 0 | .000 | 69 | 109 | .633 | 96 | 124 | 220 | 7.6 | 77 | 3 | 36 | 78 | 41 | 47 | 351 | 12.1 |
| TOTAL | 95 | 68 | 2334 | 24.6 | 381 | 789 | .483 | 0 | 1 | .000 | 199 | 308 | .646 | 300 | 378 | 678 | 7.1 | 251 | 10 | 97 | 202 | 105 | 98 | 961 | 10.1 |



GAME RECAPS

Game 1 - Kennesaw State - W, 98-51

| Kennesaw St. - 51 | | Record: 0-1 | | | | | | | | | | | | | | | |
|-------------------|-----------------|-------------|------|-----|------|-----------|-------|----|----|----|----|--------|-----|---|---|---|-----|
| NO. | Name | Min | FG | 3P | FT | Rebounds | Fouls | TP | AS | TO | ST | Blocks | +/- | | | | |
| | | | M/A | M/A | M/A | OR DR TOT | PF | FF | FD | | | BS | BA | | | | |
| 4 | Liyah Hood | F 17:56 | 1-3 | 0-0 | 0-0 | 2 | 2 | 4 | 4 | 0 | 2 | 0 | 3 | 1 | 0 | 0 | -30 |
| 24 | Frenchi Harden | F 15:09 | 1-8 | 0-0 | 2-2 | 1 | 4 | 5 | 3 | 1 | 8 | 2 | 1 | 0 | 0 | 1 | -4 |
| 1 | Carly Hooks | G 20:10 | 3-9 | 0-0 | 0-0 | 0 | 3 | 3 | 4 | 1 | 6 | 3 | 3 | 0 | 1 | 0 | -13 |
| 3 | Lee Lee Willis | G 26:26 | 3-11 | 1-2 | 1-3 | 0 | 2 | 2 | 2 | 6 | 8 | 2 | 5 | 1 | 0 | 0 | -38 |
| 21 | Keyarah Biery | G 28:02 | 6-14 | 2-3 | 1-2 | 3 | 4 | 7 | 1 | 2 | 15 | 0 | 0 | 0 | 0 | 2 | -40 |
| 2 | Trynca Taylor | G 14:12 | 2-3 | 0-0 | 0-1 | 2 | 1 | 3 | 2 | 1 | 0 | 0 | 3 | 0 | 0 | 0 | -30 |
| 15 | Morgan Dillard | 09:39 | 2-2 | 0-0 | 0-0 | 0 | 0 | 0 | 0 | 0 | 4 | 1 | 0 | 0 | 0 | 0 | -2 |
| 0 | Kalryn Fields | 08:57 | 0-2 | 0-1 | 0-0 | 0 | 0 | 0 | 0 | 0 | 0 | 2 | 0 | 0 | 0 | 0 | -10 |
| 11 | Laura Toffai | 08:05 | 2-3 | 0-1 | 2-4 | 1 | 1 | 1 | 2 | 2 | 2 | 0 | 3 | 0 | 1 | 0 | -34 |
| 22 | Kyndal Golden | 16:49 | 0-1 | 0-0 | 0-0 | 3 | 2 | 5 | 3 | 1 | 0 | 0 | 0 | 0 | 1 | 0 | -18 |
| 12 | Sophia Ruespell | 13:06 | 0-3 | 0-3 | 0-0 | 1 | 2 | 3 | 1 | 0 | 0 | 0 | 0 | 0 | 0 | 0 | -4 |
| 22 | Kayla Missop | 08:05 | 1-2 | 0-0 | 0-0 | 2 | 1 | 5 | 3 | 0 | 2 | 0 | 0 | 0 | 0 | 0 | -10 |
| 45 | Taylor Cuddeam | 05:16 | 0-0 | 0-0 | 0-0 | 0 | 0 | 0 | 0 | 0 | 0 | 0 | 0 | 0 | 0 | 0 | 3 |
| 5 | Taria Allen | 02:33 | 0-0 | 0-0 | 0-0 | 1 | 0 | 1 | 0 | 3 | 0 | 0 | 1 | 0 | 0 | 0 | -5 |
| Team | | | 2 | 3 | 5 | 0 | 0 | 0 | 0 | 0 | 0 | 0 | 0 | 0 | 0 | 0 | -5 |
| Totals | | 21:43 | 3-12 | 0-2 | 6-12 | 18 | 24 | 42 | 26 | 14 | 51 | 8 | 24 | 3 | 3 | 6 | -42 |

| Vanderbilt - 98 | | Record: 1-0 | | | | | | | | | | | | | | | |
|-----------------|------------------|-------------|-------|-------|-----|-----------|-------|----|----|----|----|--------|-----|---|---|---|-----|
| NO. | Name | Min | FG | 3P | FT | Rebounds | Fouls | TP | AS | TO | ST | Blocks | +/- | | | | |
| | | | M/A | M/A | M/A | OR DR TOT | PF | FF | FD | | | BS | BA | | | | |
| 35 | Sacha Washington | F 19:37 | 5-7 | 0-0 | 6-9 | 2 | 4 | 6 | 0 | 8 | 16 | 0 | 0 | 0 | 0 | 0 | 25 |
| 3 | Jordyn Cambridge | G 21:29 | 2-7 | 1-1 | 6-6 | 2 | 6 | 2 | 0 | 8 | 11 | 7 | 2 | 5 | 0 | 1 | 35 |
| 11 | Jordyn Oliver | G 22:44 | 4-5 | 0-0 | 0-0 | 0 | 4 | 4 | 1 | 0 | 8 | 2 | 2 | 1 | 0 | 0 | 28 |
| 23 | Iyana Moore | G 19:20 | 4-8 | 2-4 | 1-1 | 1 | 1 | 2 | 3 | 1 | 11 | 3 | 3 | 1 | 0 | 0 | 40 |
| 24 | Aga Makurat | G 22:51 | 2-5 | 2-2 | 2-2 | 0 | 2 | 2 | 3 | 1 | 8 | 0 | 2 | 0 | 0 | 0 | 18 |
| 13 | Justine Pissott | 18:15 | 4-10 | 3-6 | 1-2 | 1 | 0 | 1 | 0 | 3 | 12 | 0 | 0 | 0 | 0 | 0 | 29 |
| 4 | Madison Greene | 18:07 | 4-9 | 1-3 | 0-0 | 2 | 2 | 2 | 1 | 1 | 9 | 0 | 1 | 2 | 0 | 0 | 24 |
| 12 | Khamil Pierre | 16:27 | 0-0 | 0-0 | 0-0 | 1 | 5 | 3 | 0 | 0 | 0 | 0 | 0 | 0 | 0 | 0 | -20 |
| 5 | Ryanne Allen | 14:51 | 1-4 | 1-3 | 6-6 | 3 | 6 | 1 | 4 | 9 | 4 | 0 | 0 | 0 | 0 | 0 | 15 |
| 2 | Jada Brown | 14:53 | 0-1 | 0-1 | 0-0 | 1 | 1 | 1 | 1 | 0 | 0 | 0 | 0 | 0 | 0 | 0 | 1 |
| 21 | Bella LuChance | 08:53 | 0-1 | 0-1 | 0-0 | 0 | 0 | 0 | 0 | 0 | 2 | 0 | 1 | 1 | 0 | 0 | -3 |
| 11 | Alyana Mitchell | 02:33 | 0-0 | 0-0 | 0-0 | 0 | 0 | 0 | 0 | 0 | 0 | 0 | 0 | 0 | 0 | 0 | 5 |
| Team | | | 3 | 2 | 5 | 0 | 0 | 0 | 0 | 0 | 0 | 0 | 0 | 0 | 0 | 0 | 0 |
| Totals | | 31:66 | 10-24 | 26-31 | 13 | 26 | 39 | 15 | 25 | 98 | 22 | 9 | 12 | 6 | 3 | 4 | 47 |

| Biggest lead | | Points from | | Period by Period Scoring | | | | | | |
|--------------------------|---------------------------|---------------------------|-------|--------------------------|-------|-----|-----|----|----|----|
| Ken | Vandy | Turnovers | Paint | 1st | 2nd | 3rd | 4th | | | |
| 2 (1 st 8:01) | 51 (3 rd 3:18) | 5 | 28 | 8 | 21 | 8 | 14 | | | |
| Best Scoring Run | 5 (2 nd 8:54) | 19 (3 rd 3:18) | 34 | 38 | Ken | 8 | 21 | 8 | 14 | 51 |
| Lead Changes | 1 | Second Chance | 7 | 15 | Vandy | 31 | 35 | 17 | 15 | 98 |
| Times Tied | 1 | Fast Breaks | 4 | 19 | | | | | | |
| Time with Lead | 01:41 | Bench | 12 | 44 | | | | | | |

NASHVILLE, Tenn. – The Vanderbilt women's basketball team set the program record for most points scored in a first half, as the Commodores cruised to a 98-51 victory over Kennesaw State at Memorial Gymnasium in the 2023-24 season opener.

Vanderbilt unleashed an offensive barrage over the first 20 minutes of play against the Owls and never looked back. The Commodores set the program record for most points scored in a first half by scoring 66 points over the first two halves en route to a 47-point victory. The 98 points scored are the most points Vanderbilt has scored in the Ralph era.

A total of nine Commodores scored in the season opener, led by junior Sacha Washington's 16-point performance. Graduate student Jordyn Cambridge and junior Iyana Moore each took the court for the first time in 592 days after missing the 2022-23 season due to injury. The guards made the most of their return, as each player scored 11 points against the Owls. Cambridge also dished out a game-high seven assists and collected a game-best five steals.

Freshman Khamil Pierre and sophomore Justine Pissott each recorded double-digit points off the bench in their Vanderbilt debut, as Pierre tallied 14 points and six rebounds, while Pissott chipped in 12 points and led the team with three 3-point field goals. Pierre and Pissott were two of six Vanderbilt players who made their program debut against Kennesaw State. Freshman Madison Greene tallied nine points off the bench in her collegiate debut, while graduate student Jordyn Oliver and fellow freshman Aga Makurat each collected eight points in their first career start for Vanderbilt.

Vanderbilt shot 47.0% from the field against Kennesaw State, while limiting the Owls to shoot 33.3% from the floor. The Commodores did not allow a 3-point field goal over the final two quarters of play, as Vandy limited KSU to just 25.0% from behind the arc.

The Commodores jumped out to a 31-8 lead after 10 minutes of play and never looked back. Vanderbilt held a 37-point advantage heading into halftime after scoring a program-record 66 points over the first two quarters. Vandy jumped out to a game-high 51-point advantage late in the third quarter, as the Does opened the frame by scoring the first 14 points to take an 80-29 lead.

Game 2 - at UT Martin - W, 70-68

| Vanderbilt - 70 | | Record: 2-0 | | | | | | | | | | | | | | | |
|-----------------|------------------|-------------|-------|------|-----|-----------|-------|----|----|----|----|--------|-----|---|---|----|----|
| NO. | Name | Min | FG | 3P | FT | Rebounds | Fouls | TP | AS | TO | ST | Blocks | +/- | | | | |
| | | | M/A | M/A | M/A | OR DR TOT | PF | FF | FD | | | BS | BA | | | | |
| 35 | Sacha Washington | F 30:38 | 9-17 | 0-0 | 0-0 | 6 | 4 | 10 | 0 | 4 | 18 | 1 | 3 | 1 | 3 | 0 | 8 |
| 3 | Jordyn Cambridge | G 39:22 | 5-10 | 2-5 | 4-6 | 4 | 8 | 12 | 2 | 5 | 16 | 6 | 2 | 4 | 0 | 1 | 5 |
| 31 | Jordyn Oliver | G 21:04 | 2-6 | 0-0 | 0-0 | 4 | 3 | 7 | 0 | 4 | 4 | 2 | 0 | 1 | 1 | 1 | -7 |
| 23 | Iyana Moore | G 33:27 | 4-12 | 3-8 | 1-2 | 1 | 1 | 2 | 3 | 2 | 12 | 2 | 2 | 0 | 1 | 2 | 2 |
| 24 | Aga Makurat | G 11:03 | 0-2 | 0-2 | 0-0 | 1 | 0 | 1 | 0 | 1 | 0 | 0 | 0 | 0 | 0 | 0 | -7 |
| 12 | Khamil Pierre | 08:51 | 1-5 | 0-0 | 1-2 | 2 | 2 | 4 | 2 | 1 | 8 | 0 | 1 | 0 | 0 | 0 | -6 |
| 13 | Justine Pissott | 24:05 | 3-7 | 0-2 | 0-0 | 0 | 0 | 1 | 1 | 8 | 4 | 1 | 0 | 0 | 0 | 0 | 0 |
| 4 | Madison Greene | 27:51 | 4-9 | 2-3 | 1-2 | 1 | 1 | 2 | 3 | 11 | 0 | 0 | 2 | 0 | 0 | 0 | -9 |
| 5 | Ryanne Allen | 03:01 | 0-1 | 0-1 | 0-0 | 0 | 0 | 0 | 0 | 0 | 1 | 0 | 0 | 0 | 0 | 0 | -3 |
| 2 | Jada Brown | 00:36 | 0-0 | 0-0 | 0-0 | 0 | 0 | 0 | 0 | 0 | 0 | 0 | 0 | 0 | 0 | 0 | 0 |
| Team | | | 3 | 4 | 7 | 0 | 0 | 0 | 0 | 0 | 0 | 0 | 0 | 0 | 0 | 0 | 0 |
| Totals | | 28:69 | 10-24 | 7-12 | 22 | 23 | 45 | 11 | 15 | 70 | 19 | 12 | 9 | 7 | 3 | 12 | |

| UT Martin - 68 | | Record: 0-2 | | | | | | | | | | | | | | | |
|----------------|-----------------|-------------|-------|------|-----|-----------|-------|----|----|----|----|--------|-----|---|---|---|----|
| NO. | Name | Min | FG | 3P | FT | Rebounds | Fouls | TP | AS | TO | ST | Blocks | +/- | | | | |
| | | | M/A | M/A | M/A | OR DR TOT | PF | FF | FD | | | BS | BA | | | | |
| 4 | Anaya Brown | F 29:31 | 6-8 | 1-2 | 4-4 | 2 | 6 | 3 | 1 | 14 | 2 | 3 | 3 | 0 | 0 | 1 | 9 |
| 12 | Lexi Rubel | F 28:58 | 4-6 | 0-1 | 0-0 | 1 | 7 | 8 | 1 | 8 | 3 | 0 | 0 | 0 | 0 | 0 | -5 |
| 2 | Lovni Mays | G 33:19 | 7-11 | 1-5 | 0-0 | 4 | 3 | 7 | 0 | 4 | 5 | 2 | 0 | 1 | 1 | 1 | -7 |
| 11 | Shae Littleford | G 35:52 | 5-14 | 4-9 | 0-0 | 2 | 0 | 2 | 0 | 3 | 2 | 14 | 7 | 2 | 0 | 2 | -1 |
| 44 | Kerley McCarn | G 39:09 | 3-15 | 3-8 | 0-2 | 1 | 4 | 5 | 2 | 9 | 3 | 2 | 0 | 2 | 4 | 0 | -2 |
| 35 | Noah Clark | 19:40 | 1-2 | 0-1 | 0-0 | 2 | 2 | 2 | 1 | 1 | 2 | 1 | 0 | 0 | 0 | 0 | 3 |
| 33 | Jose Storey | 11:08 | 2-2 | 2-2 | 0-0 | 0 | 0 | 0 | 2 | 0 | 0 | 0 | 0 | 0 | 0 | 0 | -2 |
| 20 | Tori Rubel | 02:18 | 0-0 | 0-0 | 0-0 | 0 | 0 | 0 | 0 | 0 | 0 | 0 | 0 | 0 | 0 | 0 | 0 |
| 5 | Mah Minthe | 00:05 | 0-0 | 0-0 | 0-0 | 0 | 0 | 0 | 0 | 0 | 0 | 0 | 0 | 0 | 0 | 0 | 0 |
| Team | | | 1 | 2 | 3 | 4 | 7 | 0 | 0 | 0 | 0 | 0 | 0 | 0 | 0 | 0 | 0 |
| Totals | | 28:58 | 11-28 | 11-4 | 9 | 21 | 30 | 15 | 11 | 68 | 22 | 14 | 6 | 7 | 3 | 7 | -2 |

| Biggest lead | | Points from | | Period by Period Scoring | | | | | | |
|--------------------------|---------------------------|--------------------------|-------|--------------------------|-----|-----|-----|----|----|----|
| VU | UTM | Turnovers | Paint | 1st | 2nd | 3rd | 4th | | | |
| 2 (1 st 8:49) | 12 (3 rd 6:34) | 14 | 13 | 13 | 24 | 20 | 70 | | | |
| Best Scoring Run | 7 (3 rd 1:00) | 8 (2 nd 2:18) | 40 | 24 | VU | 13 | 24 | 20 | 70 | |
| Lead Changes | 6 | Second Chance | 15 | 18 | | | | | | |
| Times Tied | 5 | Fast Breaks | 13 | 4 | UTM | 16 | 12 | 25 | 13 | 68 |
| Time with Lead | 04:56 | Bench | 20 | 8 | | | | | | |

MARTIN, Tenn. – The Vanderbilt women's basketball team battled back from a double-digit deficit in the second half Thursday night at UT Martin to score a thrilling 70-68 come-from-behind victory against the Skyhawks.

Vanderbilt's defense stood tall down the stretch in the comeback. UT Martin, who led for over 32 minutes of game time, sank a 3-point field goal with 3:39 left to play to give the Skyhawks a 68-65 lead. The Does got a layup from junior Sacha Washington to bring Vanderbilt to within a point at 68-67 with 1:55 on the clock. The two teams would trade defensive blows before graduate student Jordyn Cambridge nailed a jumper with 35 seconds left to give Vanderbilt a 69-68 advantage.

Holding onto a one-point lead, the Commodores' defense had to make one more stop, as UT Martin had the ball with 11 seconds remaining. The Skyhawks got a baseline shot off, but it rimmed out and fell into the hands of freshman Madison Greene, who immediately called a timeout. After the break, UTM put junior Iyana Moore at the free throw line, where she would seal the 70-68 victory for Vanderbilt.

Vandy held UT Martin scoreless for the final 3:38 of the game, which enabled the Commodores to mount the comeback. Overall, Vanderbilt forced 14 UTM turnovers, which turned into 14 points off turnovers for the Does.

Cambridge and Washington each recorded a double-double in the win over the Skyhawks. Cambridge flirted with a triple-double, as she put up 16 points and 12 rebounds to go along with a game-high six assists. Meanwhile, Washington registered a game-best 18 points and grabbed 10 carrots on the night.

Moore and Greene also registered double-digit points in the victory over UT Martin. Moore tallied 12 points to give the junior her second-straight double-digit scoring performance of the season, while Greene registered a career-best 11 points off the bench.

Game 3 - vs. Fairfield - W, 73-70

| Fairfield - 70 | | Record: 2-1 | | | | | | | | | | | | | | | |
|----------------|------------------|-------------|------|------|-----|-----------|-------|----|----|----|----|--------|-----|---|---|---|----|
| NO. | Name | Min | FG | 3P | FT | Rebounds | Fouls | TP | AS | TO | ST | Blocks | +/- | | | | |
| | | | M/A | M/A | M/A | OR DR TOT | PF | FF | FD | | | BS | BA | | | | |
| 5 | Meghan Andersen | F 28:41 | 6-11 | 2-6 | 1-1 | 1 | 0 | 1 | 4 | 2 | 15 | 2 | 0 | 0 | 0 | 0 | -3 |
| 3 | Janelle Brown | G 29:34 | 2-4 | 1-1 | 3-4 | 0 | 6 | 6 | 5 | 8 | 5 | 3 | 2 | 0 | 0 | 0 | -3 |
| 4 | Kesty L'Amoreaux | G 27:16 | 5-13 | 4-12 | 4-4 | | | | | | | | | | | | |



GAME RECAPS

Game 4 - Western Kentucky - W, 77-74

| Western Ky. - 74 | | Record: 3-1 | | | | | | | | | | | | |
|------------------|-------------------|-------------|-------|-------|-------|----------|-------|----|----|----|----|--------|----|---|
| NO. | Name | Min | FG | 3P | FT | Rebounds | Fouls | TP | AS | TO | ST | Blocks | ± | |
| | | | M/A | M/A | M/A | OR | DR | PF | | | | BS | BA | |
| 22 | Sachia Washington | F | 15:10 | 3-4 | 0-0 | 4-8 | 5 | 2 | 2 | 0 | 3 | 2 | 1 | 6 |
| 3 | Alexis Mead | G | 37:49 | 9-11 | 4-6 | 1-1 | 0 | 3 | 3 | 9 | 23 | 6 | 3 | 2 |
| 10 | Acacia Hayes | G | 32:50 | 4-10 | 4-4 | 0 | 1 | 2 | 2 | 16 | 4 | 3 | 1 | 0 |
| 14 | Teresa Faustino | G | 30:07 | 2-10 | 2-9 | 0 | 4 | 4 | 2 | 0 | 6 | 3 | 1 | 0 |
| 32 | Karris Allen | G | 18:04 | 3-7 | 0-2 | 0-0 | 1 | 3 | 4 | 2 | 6 | 1 | 0 | 0 |
| 2 | Asiyah Pitts | G | 23:00 | 2-5 | 1-4 | 2-2 | 0 | 5 | 5 | 1 | 7 | 0 | 4 | 1 |
| 21 | Odeth Betancourt | F | 17:35 | 2-4 | 0-0 | 1-2 | 0 | 4 | 2 | 1 | 5 | 0 | 1 | 1 |
| 33 | Justine Pissott | G | 16:10 | 1-2 | 1-1 | 0-0 | 0 | 3 | 4 | 0 | 0 | 0 | 1 | 0 |
| 13 | Khalyn Bill | G | 07:15 | 0-0 | 0-0 | 0-0 | 0 | 0 | 0 | 0 | 0 | 0 | 1 | 0 |
| Team | | | | | | 1 | 2 | 3 | | | 0 | 1 | | |
| Totals | | | 26-57 | 12-32 | 10-12 | 4 | 25 | 29 | 22 | 15 | 74 | 14 | 18 | 8 |

| Shooting By Period | |
|---------------------|-------------|
| 1 st FG% | 6.16 37.5% |
| 3 rd FT% | 4.6 50.0% |
| FT% | 0.0 0% |
| 2 nd FG% | 3-10 30.0% |
| 3 rd FT% | 1-7 14.3% |
| FT% | 5.6 83.3% |
| 3 rd FG% | 8-15 53.3% |
| 3 rd FT% | 6-10 60.0% |
| FT% | 3-3 100% |
| 4 th FG% | 9-16 56.3% |
| 3 rd FT% | 1-7 14.3% |
| FT% | 2-3 66.7% |
| GM FG% | 26-57 45.6% |
| 3 rd FT% | 12-32 37.5% |
| FT% | 10-12 83.3% |

| Technical Fouls: NONE | |
|-----------------------|--|
|-----------------------|--|

| Dead Ball Rebounds: 2.0 | |
|-------------------------|--|
|-------------------------|--|

| Biggest lead | | Points from | | Period by Period Scoring | | | | | |
|---------------------------|---------------------------|---------------|----|--------------------------|-------|-----|-----|-----|-----|
| WKU | Vandy | Turnovers | 10 | 14 | 1st | 2nd | 3rd | 4th | TOT |
| 11 (3 rd 8:33) | 11 (3 rd 4:54) | Paint | 24 | 32 | 16 | 12 | 25 | 21 | 74 |
| 8 | 8 | Second Chance | 2 | 2 | ASU | 10 | 8 | 16 | 42 |
| 7 | 7 | Fast Breaks | 16 | 15 | VANDY | 36 | 8 | 20 | 88 |
| 0 | 0 | Bench | 15 | 21 | | | | | |
| 02:31 | 33:05 | Bench | 9 | 23 | | | | | |

NASHVILLE, Tenn. – A total of three Vanderbilt women's basketball players collected a double-double against Western Kentucky on Wednesday night, as the Commodores collected a thrilling 77-74 victory over the Hilltoppers at Memorial Gymnasium.

Graduate students Jordyn Cambridge and Jordyn Oliver, along with junior Sacha Washington each strung together a double-double on the stat sheet. Cambridge flirted with a triple-double against WKU, as she recorded a game-best 13 rebounds to go along with 11 points and eight assists. Oliver added 15 points and 10 rebounds to her ledger, while Washington posted her third-straight double-double with a 16-point, 10-rebound performance.

Freshman Aga Makurat provided an offensive punch off the bench for the Commodores. The 6-2 guard from Poland registered a career-high 18 points while hitting a season-best five 3-point fields in 16 minutes of action against the Hilltoppers.

With the win, Vanderbilt remains perfect to begin the 2023-24 season, as the Does remain stand at 4-0 on the year. It marks the second-straight season that Vandy has opened back-to-back campaigns perfect through four games. The last time Vanderbilt began two consecutive seasons with four-straight wins came back during the 2008-09 and 2009-10 campaigns.

The two teams traded blows through the opening two quarters, as there were six lead changes in the first 20 minutes of play. Makurat gave the Commodores a 31-28 lead going into the half, as she sank a 3-point shot from the corner right before the halftime buzzer.

Vanderbilt saw its lead grow to as many as 11 points in the third quarter, as a layup from Washington put the Does up 46-35 with 4:54 remaining in the stanza. Western Kentucky battled back and took a 53-52 advantage in the closing seconds of the third. Vandy once again ended a quarter with a buzzer-beating shot, this time coming from Cambridge, whose layup gave Vanderbilt a 54-53 lead going into the night's final frame.

Things were just as tight in the fourth, as the two teams were knotted up at 63-all with five minutes left to play. The Commodores got back-to-back 3-pointers from junior Iyana Moore and Makurat to go up 69-63 with 4:17 left to play.

The Hilltoppers would not go quietly, as WKU pulled to within a point of Vandy at 73-72 with 39 seconds left on the clock. Vanderbilt was clutch at the free throw line down the stretch, as the Does went 4-for-4 at the charity stripe in the closing 15 seconds to secure the three-point victory.

Game 5 - Alabama State - W, 88-42

| Alabama St. - 42 | | Record: 0-6 | | | | | | | | | | | | |
|------------------|--------------------|-------------|-------|------|-------|----------|-------|----|----|----|----|--------|----|---|
| NO. | Name | Min | FG | 3P | FT | Rebounds | Fouls | TP | AS | TO | ST | Blocks | ± | |
| | | | M/A | M/A | M/A | OR | DR | PF | | | | BS | BA | |
| 20 | Cardasia Harris | F | 23:35 | 4-9 | 0-0 | 5-10 | 6 | 12 | 2 | 7 | 13 | 0 | 1 | 2 |
| 21 | Shmya Ward | F | 10:04 | 0-1 | 0-0 | 0-0 | 3 | 3 | 5 | 0 | 0 | 0 | 0 | 0 |
| 4 | Dakayah Sanders | G | 24:26 | 2-5 | 2-3 | 1-2 | 1 | 3 | 4 | 0 | 2 | 7 | 1 | 3 |
| 13 | Ariana Simmons | G | 14:24 | 1-4 | 0-0 | 2-0 | 2 | 2 | 0 | 2 | 0 | 16 | 0 | 0 |
| 24 | Whitney Dunn | G | 25:16 | 4-9 | 3-7 | 0-0 | 2 | 0 | 2 | 0 | 1 | 4 | 0 | 1 |
| 2 | Ryin Tillis | G | 07:31 | 0-1 | 0-0 | 0-0 | 1 | 1 | 1 | 0 | 0 | 1 | 0 | 0 |
| 5 | Solangee Acroude | 24:07 | 1-6 | 0-0 | 1-3 | 4 | 1 | 2 | 2 | 4 | 0 | 0 | 0 | |
| 15 | Whitney Gray | 12:19 | 0-0 | 0-0 | 0-0 | 0 | 0 | 0 | 0 | 0 | 0 | 0 | 0 | |
| 23 | Che'Mya Kawright | 11:01 | 0-2 | 0-1 | 0-0 | 0 | 0 | 1 | 1 | 0 | 1 | 2 | 0 | |
| 12 | Kristian Jackson | 16:14 | 0-1 | 0-0 | 0-2 | 0 | 1 | 3 | 1 | 2 | 0 | 1 | 5 | |
| 30 | Ariana Hall | 15:52 | 1-4 | 0-0 | 1-2 | 0 | 0 | 1 | 3 | 0 | 0 | 1 | 1 | |
| 0 | Alyssa Green-White | 08:28 | 0-0 | 0-0 | 2-2 | 2 | 2 | 1 | 2 | 0 | 0 | 0 | 0 | |
| 7 | Summer Hicks | 04:54 | 0-3 | 0-1 | 0-0 | 1 | 1 | 0 | 0 | 0 | 0 | 0 | 0 | |
| Totals | | | 13-51 | 5-11 | 11-20 | 18 | 20 | 38 | 19 | 42 | 8 | 25 | 10 | 3 |

| Shooting By Period | |
|---------------------|------------|
| 1 st FG% | 3-10 30.0% |
| 3 rd FT% | 2-4 50.0% |
| FT% | 0-0 0% |
| 2 nd FG% | 3-11 27.3% |
| 3 rd FT% | 2-4 50.0% |
| FT% | 0-0 0% |
| 3 rd FG% | 4-15 26.7% |
| 3 rd FT% | 1-1 10.0% |
| FT% | 0-0 0% |
| 4 th FG% | 3-15 20.0% |
| 3 rd FT% | 6-14 42.9% |
| FT% | 1-4 25% |
| GM FG% | 2-61 3.3% |
| 3 rd FT% | 5-11 45.5% |
| FT% | 1-20 5.0% |

| Technical Fouls: NONE | |
|-----------------------|--|
|-----------------------|--|

| Dead Ball Rebounds: 5.0 | |
|-------------------------|--|
|-------------------------|--|

| Biggest lead | | Points from | | Period by Period Scoring | | | | | |
|---------------------------|---------------------------|---------------|----|--------------------------|-------|-----|-----|-----|-----|
| ASU | VANDY | Turnovers | 8 | 35 | 1st | 2nd | 3rd | 4th | TOT |
| 0 (1 st 10:00) | 48 (4 th 1:32) | Paint | 14 | 48 | ASU | 10 | 8 | 16 | 8 |
| 5 (2 nd 9:54) | 18 (4 th 6:30) | Second Chance | 11 | 8 | VANDY | 36 | 8 | 20 | 88 |
| 0 | 0 | Fast Breaks | 2 | 14 | | | | | |
| 00:00 | 39:21 | Bench | 9 | 23 | | | | | |

NASHVILLE, Tenn. – The Vanderbilt women's basketball team pounced on Alabama State early on Monday and never looked back, as the Commodores defeated the Lady Hornets, 88-42, in Memorial Gymnasium.

Vanderbilt had a total of nine different players score a basket in the win over Alabama State. Junior Sacha Washington paced the Commodores with a season-high 24-point performance. Sophomore Justine Pissott registered a career-best 16 points, while graduate student Jordyn Cambridge tallied 13 points and seven assists. Freshman Aga Makurat scored double-digit points for the second-straight game with an 11-point effort off the bench for Vanderbilt.

With the victory, Vanderbilt improved to 5-0 on the year. Coupled with last season's 5-0 start, it marks the first time since the 2003-04 and 2004-05 campaigns that the Commodores have begun back-to-back seasons at 5-0.

Vanderbilt shot a season-best 59.3% from the field in the victory, while limiting ASU to 25.5% from the floor. The Commodores outscored the Lady Hornets 35-8 in points off turnovers, while Vandy held a 48-14 edge in points in the paint.

The Does used an offensive barrage to separate themselves from the Lady Hornets in the opening quarter, as Vanderbilt outscored Alabama State 36-10 in the first stanza. The 36 points scored in the first were the most points the Does have registered in any quarter this season.

Vanderbilt maintained a double-digit lead for the remainder of the contest against Alabama State. The Commodores used an 18-0 run between the third and fourth quarters to take a 46-point lead at 80-34 with 6:36 left to play. Vanderbilt led by as many as 48 points down the stretch before the Does walked away with a 46-point victory.

Game 6 - vs. Iowa State - W, 68-53

| Vanderbilt - 68 | | Record: 6-0 | | | | | | | | | | | | |
|-----------------|-------------------|-------------|-------|------|-------|----------|-------|----|----|----|----|--------|----|----|
| NO. | Name | Min | FG | 3P | FT | Rebounds | Fouls | TP | AS | TO | ST | Blocks | ± | |
| | | | M/A | M/A | M/A | OR | DR | PF | | | | BS | BA | |
| 35 | Sachia Washington | F | 26:12 | 2-4 | 0-0 | 2-2 | 1 | 1 | 2 | 4 | 2 | 6 | 2 | 3 |
| 24 | Asiyah Pitts | F | 35:46 | 5-10 | 0-4 | 1-1 | 2 | 5 | 1 | 2 | 11 | 3 | 3 | 0 |
| 3 | Jordyn Cambridge | G | 34:55 | 4-11 | 2-5 | 2-2 | 0 | 11 | 1 | 12 | 3 | 1 | 2 | 1 |
| 11 | Jordyn Oliver | G | 32:35 | 1-3 | 0-0 | 0 | 3 | 5 | 8 | 1 | 2 | 3 | 1 | 1 |
| 13 | Justine Pissott | G | 15:28 | 3-7 | 3-7 | 0-0 | 0 | 0 | 4 | 0 | 6 | 2 | 0 | 0 |
| 23 | Iyana Moore | G | 35:52 | 6-17 | 0-8 | 9-10 | 3 | 2 | 5 | 1 | 7 | 21 | 3 | 1 |
| 24 | Aga Makurat | 23:23 | 3-9 | 1-5 | 2-2 | 0 | 3 | 2 | 1 | 9 | 1 | 0 | 0 | 0 |
| 12 | Khamil Pierre | 16:41 | 2-3 | 1-2 | 0-0 | 0 | 2 | 4 | 0 | 6 | 2 | 2 | 1 | 0 |
| 2 | Ryenne Allen | 10:05 | 1-5 | 0-0 | 0-0 | 0 | 0 | 2 | 2 | 2 | 1 | 2 | 0 | 0 |
| 5 | Ryenne Allen | 04:50 | 1-2 | 0-1 | 0-0 | 0 | 1 | 1 | 0 | 2 | 0 | 2 | 0 | 1 |
| Totals | | | 23-61 | 7-21 | 15-16 | 9 | 29 | 37 | 16 | 15 | 68 | 13 | 8 | 10 |

| Shooting By Period | |
|---------------------|-------------|
| 1 st FG% | 5-16 31.3% |
| 3 rd FT% | 1-1 10.0% |
| FT% | 1-3 33.3% |
| 2 nd FG% | 7-16 43.8% |
| 3 rd FT% | 2-6 33.3% |
| FT% | 1-1 100% |
| 3 rd FG% | 5-15 33.3% |
| 3 rd FT% | 1-6 16.7% |
| FT% | 4-4 100% |
| 4 th FG% | 6-12 50.0% |
| 3 rd FT% | 5-8 62.5% |
| GM FG% | 22-59 37.1% |
| 3 rd FT% | 7-29 24.1% |
| FT% | 15-16 93.8% |

| Technical Fouls: NONE | |
|-----------------------|--|
|-----------------------|--|

| Dead Ball Rebounds: 1.1 | |
|-------------------------|--|
|-------------------------|--|

| Biggest lead | | Points from | | Period by Period Scoring | | | | | |
|---------------------------|---------------------------|---------------|----|--------------------------|-----|-----|-----|-----|-----|
| VAN | ISU | Turnovers | 14 | 8 | 1st | 2nd | 3rd | 4th | TOT |
| 17 (4 th 1:09) | 3 (1 st 0:53) | Paint | 18 | 26 | VAN | 11 | 17 | 15 | 25 |
| 11 (3 rd 9:41) | 10 (3 rd 1:01) | Second Chance | 13 | 9 | ISU | 12 | 4 | 24 | 13 |
| 1 | 1 | Fast Breaks | 18 | 19 | | | | | |
| 37:48 | 01:22 | Bench | 18 | 19 | | | | | |

LAS VEGAS – The Vanderbilt women's basketball team got a 21-point performance from junior Iyana Moore, while graduate student Jordyn Cambridge collected a double-double, as the Commodores defeated Iowa State, 68-53, on Friday during the first game of the South Point Thanksgiving Shootout.

Moore overcame a slow start to record her second 20-plus point performance of the season, as all 21 of her points were scored over the final three quarters of play. The junior scored nine points in the second quarter and used a personal 7-2 run in the frame to turn a 13-12 Vanderbilt lead into a 20-14 advantage. The Murfreesboro, Tennessee, native was also clutch down the stretch for Vanderbilt, as she registered eight points in the fourth quarter and went 4-of-5 from the free throw line.

Meanwhile, Cambridge recorded her third double-double of the season with a 12-point, 11-rebound performance against the Cyclones. Sophomore Justine Pissott and freshman Aga Makurat each tallied nine points in the win, while all nine players who played for Vanderbilt scored at least two points against ISU.

With the victory, Vanderbilt moves to 6-0 on the season. It is the first time since the 2011-12 campaign that the Commodores have opened a season with six-straight wins.

The two teams traded blows in the opening quarter, as Vanderbilt trailed Iowa State, 12-11, after 10 minutes of play. Junior Sacha Washington scored the first points of the second quarter to give Vanderbilt a 13-12 lead, then Moore would go on to score seven of the game's next nine points to put the Commodores up by six points at 20-14. Vanderbilt allowed only four points in the second quarter to give the Does a 28-16 advantage going into the locker room.

Vanderbilt led by as many as 15 points in the third quarter, as a pair of free throws from Moore put the Does up 35-20 with 6:56 left to play in the frame. Iowa State would go on a 20-4 run from that point to cut the Vandy lead to a single point at 41-40 with a minute remaining in the third. Moore came up clutch again to close the third, as she sank a pair of free throws to give her team a 43-40 lead going into the final quarter.

The Commodores opened the fourth on an 11-3 run to take a double-digit lead they would never relinquish. Vanderbilt led by as many as 17 points in the fourth quarter before claiming a 15-point victory over Iowa State.





GAME RECAPS

Game 10 - at Butler - W, 51-39

| Vanderbilt - 51 | | | | | | | | | | | | | Butler - 39 | | | | | | | | | | | | |
|-----------------|-------------------|------|-------|------|------|----------|-------|------|------|------|------|--------|-------------|---------------------|---------------------|---------------------|------|------|-------------------------|---------------------|---------|--------|--------|-------|-------|
| Record: 9-1 | | | | | | | | | | | | | Record: 6-3 | | | | | | | | | | | | |
| NO. | Name | Min | FG | 3P | FT | Rebounds | Fouls | TP | AS | TO | ST | Blocks | ± | 1 st FG% | 2 nd FG% | 3 rd FG% | 3PT% | FT% | GM FG% | GM FT% | GM 3PT% | GM FT% | | | |
| M.A. | M.A. | M.A. | M.A. | M.A. | M.A. | M.A. | M.A. | M.A. | M.A. | M.A. | M.A. | M.A. | M.A. | M.A. | M.A. | M.A. | M.A. | M.A. | M.A. | M.A. | M.A. | M.A. | M.A. | | |
| 35 | Sachia Washington | F | 35:54 | 2-9 | 0-0 | 1-3 | 5 | 4 | 2 | 4 | 6 | 0 | 1 | 0 | 1 | 0 | 0 | 0 | 0 | 1 st FG% | 3.18 | 16.7% | 3PT% | 0.0 | 0.0% |
| 3 | Jordyn Cambridge | G | 37:42 | 4-12 | 0-2 | 4-5 | 5 | 3 | 8 | 3 | 8 | 12 | 2 | 2 | 4 | 0 | 0 | 0 | 15 | 2 nd FG% | 6.15 | 40.0% | 3PT% | 0.2 | 0.0% |
| 11 | Jordyn Oliver | G | 34:03 | 3-4 | 0-0 | 0-0 | 1 | 3 | 4 | 0 | 1 | 6 | 4 | 4 | 1 | 0 | 0 | 0 | 14 | 3 rd FG% | 6.16 | 37.5% | 3PT% | 0.3 | 0.0% |
| 13 | Justine Pissott | G | 37:27 | 0-6 | 0-2 | 0-0 | 0 | 0 | 0 | 1 | 0 | 0 | 0 | 0 | 1 | 0 | 0 | 0 | 4 | 4 th FG% | 7.15 | 46.2% | 3PT% | 0.1 | 0.0% |
| 23 | Jayana Moore | G | 34:21 | 5-15 | 0-3 | 2-4 | 3 | 3 | 6 | 2 | 3 | 3 | 4 | 1 | 0 | 1 | 1 | 8 | 1 st FT% | 2.4 | 50% | GM FT% | 22.64 | 34.4% | |
| 4 | Madison Greene | G | 25:28 | 5-10 | 0-1 | 0-0 | 0 | 2 | 2 | 3 | 0 | 10 | 2 | 2 | 2 | 0 | 0 | 0 | 14 | 2 nd FT% | 7.12 | 58.3% | 3PT% | 0.9 | 0.0% |
| 12 | Khamil Pierre | G | 10:03 | 3-6 | 0-0 | 0-0 | 5 | 2 | 7 | 1 | 0 | 6 | 0 | 1 | 1 | 0 | 0 | 0 | 13 | 3 rd FT% | 2.2 | 100% | GM FT% | 14.44 | 31.8% |
| 24 | Agia Makurat | F | 05:02 | 1-3 | 0-1 | 0-0 | 0 | 1 | 1 | 0 | 0 | 0 | 0 | 0 | 0 | 0 | 0 | 0 | 0 | 4 th FT% | 4.4 | 100.0% | 3PT% | 0.0 | 0.0% |
| Team | | | | | | | 2 | 4 | 0 | 0 | 0 | 0 | 0 | 0 | 0 | 0 | 0 | 0 | Dead Ball Rebounds: 3.0 | | | | | | |
| Totals | | | 22-64 | 0-9 | 7-12 | 21 | 20 | 41 | 12 | 17 | 51 | 12 | 12 | 12 | 2 | 1 | 12 | 12 | Technical Fouls: NONE | | | | | | |

INDIANAPOLIS - The Vanderbilt women's basketball team had its best defensive performance of the season Thursday at Hinkle Fieldhouse, as the Commodores collected a gritty 51-39 victory over Butler.

The Commodores allowed a season-low 39 points against the Bulldogs. Vanderbilt collected 12 steals on the night, while Vandy forced Butler into 24 turnovers. Graduate student Jordyn Cambridge collected a game-high four steals in the win, while junior Sacha Washington added three steals.

Vanderbilt got a double-digit scoring performance from Cambridge and freshman Madison Greene. Cambridge tallied a team-high 12 points, while Greene came off to bench to score 10 points. Eight of Greene's 10 points were scored during a 12-2 run late in the fourth quarter that sealed the victory for the Commodores. Additionally, six of the eight Vanderbilt players that played against Butler scored at least six points in the win.

With the victory, Vanderbilt improves to 9-1 on the year. The Commodores are off to their best start to a season since the 2016-17 campaign, in which Vanderbilt held a 10-1 overall record through 11 games.

It was a cold night shooting inside Hinkle for both teams. Vanderbilt shot 34.4% from the floor in the victory and held Butler to 31.8% from the field. The Commodores used their size advantage over the Bulldogs to post a 42-10 edge in points in the paint. Vandy pulled down a season-high 21 offensive rebounds that allowed the Commodores to outscore Butler 15-4 in second chance points.

| Biggest lead | VU | BU |
|---------------------------|--------------------------|--------------------------|
| 12 (4 th 0:21) | 3 (1 st 2:41) | |
| Best Scoring Run | 9 (2 nd 3:54) | 6 (3 rd 1:38) |
| Lead Changes | 3 | |
| Times Tied | 1 | |
| Time with Lead | 28:05 | 07:22 |

Game 11 - Lipscomb - W, 72-50

| Lipscomb - 50 | | | | | | | | | | | | | Vanderbilt - 72 | | | | | | | | | | | | |
|---------------|--------------------|------|-------|------|------|----------|-------|------|------|------|------|--------|-----------------|---------------------|---------------------|---------------------|------|------|-------------------------|-------------------------|---------|--------|--------|-------|-------|
| Record: 5-5 | | | | | | | | | | | | | Record: 10-1 | | | | | | | | | | | | |
| NO. | Name | Min | FG | 3P | FT | Rebounds | Fouls | TP | AS | TO | ST | Blocks | ± | 1 st FG% | 2 nd FG% | 3 rd FG% | 3PT% | FT% | GM FG% | GM FT% | GM 3PT% | GM FT% | | | |
| M.A. | M.A. | M.A. | M.A. | M.A. | M.A. | M.A. | M.A. | M.A. | M.A. | M.A. | M.A. | M.A. | M.A. | M.A. | M.A. | M.A. | M.A. | M.A. | M.A. | M.A. | M.A. | M.A. | M.A. | | |
| 5 | Aleah Sorrentino | F | 22:56 | 5-10 | 0-0 | 0-0 | 1 | 4 | 7 | 2 | 4 | 1 | 10 | 1 | 0 | 1 | -3 | | | 1 st FG% | 4.17 | 23.5% | 3PT% | 1.7 | 14.3% |
| 3 | Molly Heard | G | 24:20 | 3-9 | 0-3 | 2-2 | 4 | 4 | 4 | 1 | 8 | 1 | 1 | 1 | 0 | 0 | -7 | | | 2 nd FG% | 5.14 | 33.3% | 3PT% | 1.5 | 30.0% |
| 11 | Blythe Pearson | G | 32:00 | 4-15 | 2-9 | 2-5 | 3 | 10 | 13 | 3 | 4 | 12 | 3 | 2 | 1 | 0 | -14 | | | 3 rd FG% | 6.15 | 35.7% | 3PT% | 1.5 | 20.0% |
| 14 | Arlhosa Coia | G | 21:58 | 0-3 | 0-1 | 0-0 | 3 | 3 | 0 | 1 | 0 | 3 | 1 | 1 | 0 | 0 | -16 | | | 4 th FG% | 7.15 | 46.2% | 3PT% | 0.0 | 0.0% |
| 21 | Bella Vinson | G | 33:16 | 4-12 | 3-8 | 0-0 | 3 | 6 | 0 | 1 | 11 | 1 | 1 | 0 | 1 | 1 | -21 | | | 1 st FT% | 2.4 | 75.0% | GM FT% | 19.64 | 29.7% |
| 1 | Claira McGowan | F | 28:33 | 1-10 | 1-6 | 0-0 | 2 | 1 | 3 | 2 | 1 | 3 | 1 | 3 | 0 | 0 | -11 | | | 2 nd FT% | 6.15 | 40.0% | 3PT% | 3.7 | 42.9% |
| 3 | Diana Saleh | F | 08:09 | 0-0 | 0-0 | 0-0 | 0 | 0 | 0 | 1 | 0 | 0 | 0 | 0 | 0 | 0 | -7 | | | 3 rd FT% | 2.2 | 100% | GM FT% | 14.44 | 31.8% |
| 12 | Bella Bowen | F | 12:16 | 0-0 | 0-0 | 0-0 | 0 | 0 | 0 | 0 | 0 | 0 | 0 | 0 | 0 | 0 | -4 | | | 4 th FT% | 4.18 | 22.2% | 3PT% | 1.9 | 11.1% |
| 0 | Olivia Vandergriff | F | 04:14 | 0-0 | 0-0 | 0-0 | 0 | 0 | 0 | 0 | 0 | 0 | 0 | 0 | 0 | 0 | -4 | | | GM FT% | 19.64 | 29.7% | 3PT% | 6.28 | 21.4% |
| 4 | Isabella Pita | F | 04:14 | 0-1 | 0-0 | 2-2 | 1 | 2 | 1 | 2 | 1 | 2 | 0 | 0 | 0 | 0 | -4 | | | FT% | 6.9 | 66.7% | 3PT% | 0.0 | 0.0% |
| 13 | Kamil Collier | F | 01:01 | 0-0 | 0-0 | 0-0 | 0 | 0 | 0 | 0 | 0 | 0 | 0 | 0 | 0 | 0 | -4 | | | Dead Ball Rebounds: 2.0 | | | | | |
| 2 | Elens Bertrand | F | 03:50 | 1-1 | 0-0 | 0-0 | 0 | 0 | 0 | 0 | 0 | 0 | 0 | 0 | 0 | 0 | -4 | | | Technical Fouls: NONE | | | | | |
| Team | | | | | | | 4 | 2 | 6 | 0 | 0 | 0 | 0 | 0 | 0 | 0 | 0 | 0 | Dead Ball Rebounds: 2.0 | | | | | | |
| Totals | | | 19-64 | 6-28 | 6-9 | 14 | 28 | 42 | 13 | 10 | 50 | 10 | 12 | 4 | 1 | 4 | 22 | 22 | Technical Fouls: NONE | | | | | | |

NASHVILLE, Tenn. - Graduate student Jordyn Cambridge recorded her fourth double-double of the season on Sunday, as the Nashville, Tennessee, native registered 23 points and 14 rebounds in a 72-50 victory over Lipscomb at Memorial Gymnasium.

Cambridge was electric all afternoon against the Bisons, as she registered her second 20-point performance of the season, while she pulled down a season-best 14 rebounds. The guard added three steals to her stat line to extend her consecutive steals streak to 49-straight games. Cambridge's 23-point, 14-rebound performance against Lipscomb marks the first time that the Nashville, Tennessee, native has recorded a double-double against an NCAA Division I school from the Music City.

With the win, Vanderbilt improves to 10-1 overall this season. It matches the Commodores' best start to a season through 11 games since the 2016-17 campaign. The victory over Lipscomb also marks Vandy's eighth-straight home win over a nonconference opponent.

The Commodores used their depth to outpace the Bisons on Sunday, as all but two players who played for Vanderbilt scored against Lipscomb. The Commodores outscored LU 27-9 in points off the bench, led by freshman Khamil Pierre's 14 points. Pierre's 14-point effort against the Bisons matches her career-best performance in the scoring column, while the 6-2 freshman also tied her career-high in rebounds with seven caroms. Junior Sacha Washington also flirted with a double-double against Lipscomb, as the 6-2 forward grabbed 12 rebounds and scored nine points.

The Commodores shot 42.3% as a team in the victory and made a total of five 3-pointers as a team. Defensively, Vandy limited Lipscomb to just 29.7% from the floor, while the Commodores collected eight steals and forced 12 turnovers.

Game 12 - Dayton - W, 70-53

| Dayton - 53 | | | | | | | | | | | | | Vanderbilt - 70 | | | | | | | | | | | | |
|-------------|--------------------|------|-------|------|------|----------|-------|------|------|------|------|--------|-----------------|---------------------|---------------------|---------------------|------|------|-------------------------|---------------------|---------|--------|--------|-------|-------|
| Record: 6-6 | | | | | | | | | | | | | Record: 11-1 | | | | | | | | | | | | |
| NO. | Name | Min | FG | 3P | FT | Rebounds | Fouls | TP | AS | TO | ST | Blocks | ± | 1 st FG% | 2 nd FG% | 3 rd FG% | 3PT% | FT% | GM FG% | GM FT% | GM 3PT% | GM FT% | | | |
| M.A. | M.A. | M.A. | M.A. | M.A. | M.A. | M.A. | M.A. | M.A. | M.A. | M.A. | M.A. | M.A. | M.A. | M.A. | M.A. | M.A. | M.A. | M.A. | M.A. | M.A. | M.A. | M.A. | M.A. | | |
| 5 | Arianna Smith | F | 23:50 | 1-4 | 0-1 | 2-3 | 1 | 2 | 3 | 2 | 4 | 1 | 0 | 3 | 0 | 1 | -5 | | | 1 st FG% | 5.11 | 45.9% | 3PT% | 3.6 | 60.0% |
| 23 | Mariah Perez | F | 10:45 | 0-5 | 0-0 | 0-0 | 1 | 1 | 2 | 2 | 1 | 0 | 1 | 0 | 0 | -2 | | | 2 nd FG% | 4.15 | 26.7% | 3PT% | 3.4 | 50% | |
| 0 | Denika Lightbourne | G | 01:51 | 0-0 | 0-0 | 0-0 | 0 | 0 | 0 | 0 | 0 | 0 | 0 | 0 | 0 | -2 | | | 3 rd FG% | 5.17 | 32.6% | 3PT% | 1.7 | 14.3% | |
| 53 | Destry Bohanon | G | 20:44 | 0-9 | 0-4 | 0-0 | 1 | 2 | 3 | 2 | 2 | 0 | 2 | 0 | 0 | 0 | -9 | | | 4 th FG% | 6.18 | 33.3% | 3PT% | 1.2 | 50% |
| 3 | Aryssa Jones | F | 31:52 | 5-11 | 2-2 | 3-4 | 2 | 1 | 3 | 1 | 2 | 15 | 1 | 1 | 1 | 0 | -5 | | | 1 st FT% | 2.4 | 75% | GM FT% | 19.64 | 29.7% |
| 13 | Shannon Wheeler | F | 15:51 | 1-4 | 0-0 | 0-0 | 1 | 1 | 2 | 1 | 1 | 2 | 2 | 2 | 0 | 1 | -3 | | | 2 nd FT% | 6.15 | 35.7% | 3PT% | 3.7 | 42.9% |
| 1 | Nayo Lear | F | 26:28 | 3-7 | 0-1 | 2-2 | 3 | 3 | 2 | 2 | 8 | 2 | 5 | 1 | 0 | 0 | -10 | | | 3 rd FT% | 2.2 | 100% | GM FT% | 14.44 | 31.8% |
| 30 | Riley Rittmiller | F | 20:19 | 3-6 | 0-2 | 0-0 | 3 | 3 | 1 | 0 | 6 | 1 | 3 | 0 | 0 | 0 | -7 | | | 4 th FT% | 4.11 | 38.4% | 3PT% | 1.6 | 60% |
| 2 | Tatiana Kozlova | F | 05:16 | 0-2 | 0-0 | 0-0 | 1 | 1 | 0 | 0 | 0 | 0 | 0 | 0 | 0 | 0 | -9 | | | FT% | 6.28 | 21.4% | 3PT% | 0.0 | 0.0% |
| 50 | Eve Fiala | F | 00:54 | 0-0 | 0-0 | 0-0 | 0 | 0 | 0 | 0 | 0 | 0 | 0 | 0 | 0 | 0 | -1 | | | GM FT% | 19.64 | 29.7% | 3PT% | 6.28 | 21.4% |
| Team | | | | | | | 7 | 2 | 9 | 0 | 0 | 0 | 0 | 0 | 0 | 0 | 0 | 0 | Dead Ball Rebounds: 1.1 | | | | | | |
| Totals | | | 19-61 | 7-23 | 8-10 | 15 | 15 | 30 | 15 | 13 | 53 | 10 | 12 | 3 | 1 | 8 | 17 | 17 | Technical Fouls: NONE | | | | | | |

NASHVILLE, Tenn. - The Vanderbilt women's basketball team extended its winning streak to four games on Wednesday, as the Commodores collected a 70-53 victory over Dayton inside Memorial Gymnasium.

Vandy got a double-double performance from graduate student Jordyn Cambridge and junior Sacha Washington, while sophomore Justine Pissott drilled a career-best five 3-pointers in the victory over the Flyers. Vanderbilt shot a season-best 48.1% from the field and an even more impressive 56.3% from behind the arc.

With the win, Vanderbilt improves to 11-1 overall on the year. It is the Commodores' best start to a season since the 2011-12 campaign.

It is the second time this season that Cambridge and Washington have each recorded a double-double in the same game, as the last time came back on Nov. 9 in the victory at UT Martin back. Cambridge scored a team-high 22 points against the Flyers and pulled down 10 rebounds to record her second-consecutive double-double and her fifth overall this season. Cambridge's 22 points against Dayton come off the heels of her 23-point effort against Lipscomb, marking the first time in her career that she has scored 20 or more points in back-to-back games. The Nashville, Tennessee, native added five steals to her ledger, as she moved into third on Vanderbilt's all-time steals list with 287 career steals.

Meanwhile, Washington added a team-high 15 rebounds and scored 11 points to post also post her fifth double-double of the 2023-24 campaign. The 6-2 forward also added a career-best six blocks to her stat line against the Flyers.

The Commodores drained nine 3-point field goals in the victory over Dayton. Pissott led the charge from behind the arc for Vanderbilt, as she drilled a career-best five 3-point field goals en route to a career-high 17-point performance. Graduate student Jordyn Oliver rounded out Vandy's quartet of double-digit scorers on the day with an 11-point performance against the Flyers.





GAME RECAPS

Game 16 - Florida - W, 63-57

| Florida - 57 | | | | | | | | | | | | | | | | | |
|-----------------------|--------------------|-------|-------|------|------|----------|-------|----|------|----|----|--------|----|---|----|--|--|
| Record: 9-9 (2-0) | | | | | | | | | | | | | | | | | |
| NO. | Name | Min | FG | 3P | FT | Rebounds | Fouls | TP | AS | TO | ST | Blocks | ± | | | | |
| | | | M.A. | M.A. | M.A. | OR | DR | PF | PF | OR | DR | BS | BA | | | | |
| 25 | Fath Ota | 19:44 | 2-4 | 0-0 | 2-3 | 1 | 2 | 5 | 2 | 6 | 1 | 3 | 1 | 1 | | | |
| 24 | Ra Shaya Kyle | 14:44 | 1-3 | 0-0 | 0-0 | 0 | 5 | 5 | 1 | 0 | 2 | 0 | 1 | | | | |
| 2 | Alyah Matharu | 21:22 | 5-17 | 1-6 | 2-2 | 3 | 2 | 5 | 6 | 13 | 0 | 3 | 3 | | | | |
| 4 | Zipporah Broughton | 26:13 | 2-6 | 0-2 | 0-0 | 1 | 0 | 1 | 1 | 0 | 4 | 2 | 1 | | | | |
| 13 | Lasia Reynolds | 21:10 | 0-1 | 0-0 | 0-0 | 1 | 4 | 5 | 1 | 1 | 0 | 2 | 0 | | | | |
| 5 | Alberte Rimdal | 10:25 | 0-1 | 0-1 | 0-0 | 0 | 0 | 0 | 0 | 1 | 3 | 0 | 0 | | | | |
| 23 | Leilani Correa | 37:59 | 8-18 | 2-5 | 4-5 | 0 | 3 | 3 | 4 | 3 | 22 | 2 | 5 | | | | |
| 20 | Jarrah Warren | 25:44 | 2-4 | 0-1 | 0-0 | 1 | 4 | 5 | 2 | 1 | 4 | 0 | 3 | | | | |
| 21 | Eriny Kindred | 15:48 | 3-4 | 0-0 | 0-0 | 2 | 1 | 3 | 4 | 0 | 6 | 0 | 2 | | | | |
| 6 | Kenza Salgues | 02:51 | 0-1 | 0-1 | 0-0 | 0 | 1 | 1 | 0 | 0 | 0 | 0 | 0 | | | | |
| Team | | | | | | 0 | | | 4 | | | 4 | | | | | |
| Totals | | | 23-59 | | | 3-16 | | | 8-10 | | | 9-25 | | | 34 | | |
| Technical Fouls: NONE | | | | | | | | | | | | | | | | | |

| Vanderbilt - 63 | | | | | | | | | | | | | | | | | |
|-----------------------|------------------|-------|-------|------|------|----------|-------|----|-------|----|----|--------|----|--|----|--|--|
| Record: 15-1 (2-0) | | | | | | | | | | | | | | | | | |
| NO. | Name | Min | FG | 3P | FT | Rebounds | Fouls | TP | AS | TO | ST | Blocks | ± | | | | |
| | | | M.A. | M.A. | M.A. | OR | DR | PF | PF | OR | DR | BS | BA | | | | |
| 35 | Sacha Washington | 22:15 | 2-8 | 0-0 | 4-6 | 3 | 4 | 7 | 5 | 4 | 8 | 1 | 3 | | | | |
| 3 | Jordyn Cambridge | 39:22 | 8-15 | 2-4 | 6-8 | 0 | 8 | 8 | 1 | 16 | 24 | 3 | 7 | | | | |
| 11 | Jordyn Oliver | 31:14 | 1-1 | 0-0 | 3-4 | 2 | 3 | 5 | 1 | 3 | 5 | 1 | 3 | | | | |
| 13 | Justine Pissott | 26:56 | 1-6 | 0-3 | 0-0 | 0 | 5 | 5 | 2 | 0 | 2 | 1 | 1 | | | | |
| 23 | Ilyana Moore | 40:01 | 6-12 | 2-4 | 6-6 | 0 | 3 | 3 | 2 | 6 | 0 | 4 | 3 | | | | |
| 12 | Khamil Pierre | 26:31 | 0-6 | 0-0 | 4-6 | 1 | 4 | 5 | 3 | 4 | 4 | 2 | 3 | | | | |
| 24 | Aga Makurat | 10:26 | 0-1 | 0-1 | 0-0 | 0 | 1 | 1 | 0 | 0 | 0 | 2 | 1 | | | | |
| 5 | Ryanne Allen | 09:38 | 0-0 | 0-0 | 0-0 | 0 | 0 | 0 | 0 | 0 | 0 | 0 | 0 | | | | |
| 21 | Bella LaChance | 00:38 | 0-0 | 0-0 | 0-0 | 0 | 0 | 0 | 0 | 0 | 0 | 0 | 0 | | | | |
| Team | | | | | | 5 | | | 5 | | | 0 | | | | | |
| Totals | | | 18-51 | | | 4-13 | | | 23-30 | | | 11 | | | 28 | | |
| Technical Fouls: NONE | | | | | | | | | | | | | | | | | |

| Shooting By Period | |
|---------------------|-------------|
| 1 st FG% | 8.16 50.0% |
| 3PT% | 2.5 40.0% |
| FT% | 1.1 100% |
| 2 nd FG% | 3.0 30.0% |
| 3PT% | 0.3 0.0% |
| FT% | 3.2 50% |
| 3 rd FG% | 7.17 41.2% |
| 3PT% | 1.5 20.0% |
| FT% | 4.5 80% |
| 4 th FG% | 5.16 33.9% |
| 3PT% | 0.3 0.0% |
| FT% | 2.2 100% |
| GM FG% | 23.59 39.0% |
| 3PT% | 3.16 18.8% |
| FT% | 8.10 80.0% |

| Shooting By Period | |
|---------------------|-------------|
| 1 st FG% | 3.12 25.0% |
| 3PT% | 2.3 33.3% |
| FT% | 4.4 100% |
| 2 nd FG% | 6.15 40.0% |
| 3PT% | 1.4 25.0% |
| FT% | 2.2 100% |
| 3 rd FG% | 3.14 21.4% |
| 3PT% | 0.2 0.0% |
| FT% | 10.14 71.4% |
| 4 th FG% | 6.10 60.0% |
| 3PT% | 2.4 50.0% |
| FT% | 7.10 70% |
| GM FG% | 18.51 35.3% |
| 3PT% | 2.13 30.8% |
| FT% | 9.30 76.7% |

| Biggest lead | | FLA | | VANDY | | Points from Turnovers | | FLA | | VANDY | | Period by Period Scoring | |
|--------------|------------------|------------------------|------------------------|------------------------|------------------------|-----------------------|----|-----|-------|-------|----|--------------------------|-----|
| | 8 | (1 st 0:03) | 6 | (3 rd 4:17) | 21 | 17 | 1 | 1 | 1 | 1 | 1 | 1 | TOT |
| | Best Scoring Run | 9 | (1 st 0:03) | 7 | (2 nd 4:15) | 38 | 20 | FLA | 19 | 7 | 19 | 12 | 57 |
| | Lead Changes | 13 | | 2 | | Second Chance | 11 | 8 | | | | | |
| | Times Tied | 10 | | 0 | | Fast Breaks | 19 | 14 | VANDY | 11 | 15 | 16 | 21 |
| | Time with Lead | 17:17 | | 10:41 | | Bench | 32 | 4 | | | | | 63 |

NASHVILLE, Tenn. – The Vanderbilt women's basketball team is off to its second-best start in program history, as the Commodores move to 15-1 on the year after picking up a thrilling 63-57 victory over Florida on Sunday in SEC action.

The Does got stellar offensive performances from graduate student Jordyn Cambridge and junior Ilyana Moore in the win over the Gators. Each player recorded a 20-point performance in Sunday's victory, as Cambridge scored a game-high 24 points against UF, while Moore tallied 20 points. It's the first time the duo has scored 20 or more points in the same contest in their respective collegiate careers.

The victory pushes the Commodores at 15-1 overall this season. It is the second-best start in program history through the first 16 games. Only the 1992-93 Does have had a better start to a season than the 2023-24 team, as the 1993 NCAA Final Four finalists opened that campaign with 16-straight wins en route to a 17-0 start.

The win over Florida gives Vanderbilt its first 2-0 start in SEC play since the 2012-13 season. It is the second-straight home win over the Gators for Vandy, which marks the first time in 13 seasons that the Does have won back-to-back home games over UF. Vanderbilt also extends its winning streak to a season-high eight games.

Sunday's game featured 13 lead changes and 10 ties. The Commodores shot 35.3% from the floor in the victory, while Vandy outrebounded the Gators, 39-34. Cambridge pulled down a game-high eight rebounds to pace the Does, while junior Sacha Washington grabbed seven caroms.

Game 17 - at Kentucky - W, 95-73

| Vanderbilt - 95 | | | | | | | | | | | | | | | | | |
|-----------------------|------------------|-------|-------|------|------|----------|-------|----|-------|----|----|--------|----|--|----|--|--|
| Record: 16-1 (2-0) | | | | | | | | | | | | | | | | | |
| NO. | Name | Min | FG | 3P | FT | Rebounds | Fouls | TP | AS | TO | ST | Blocks | ± | | | | |
| | | | M.A. | M.A. | M.A. | OR | DR | PF | PF | OR | DR | BS | BA | | | | |
| 35 | Sacha Washington | 21:07 | 3-8 | 0-0 | 2-2 | 3 | 3 | 6 | 3 | 4 | 0 | 1 | 1 | | | | |
| 3 | Jordyn Cambridge | 33:08 | 4-12 | 2-4 | 2-2 | 0 | 5 | 5 | 4 | 12 | 12 | 4 | 3 | | | | |
| 11 | Jordyn Oliver | 36:55 | 2-3 | 0-0 | 0-0 | 2 | 3 | 5 | 1 | 0 | 2 | 2 | 0 | | | | |
| 13 | Justine Pissott | 22:56 | 4-7 | 1-4 | 0-0 | 0 | 4 | 4 | 2 | 1 | 2 | 0 | 0 | | | | |
| 23 | Ilyana Moore | 36:55 | 14-17 | 4-5 | 5-5 | 1 | 3 | 4 | 2 | 4 | 0 | 3 | 0 | | | | |
| 12 | Khamil Pierre | 18:53 | 8-11 | 0-1 | 0-0 | 2 | 4 | 6 | 1 | 1 | 16 | 2 | 1 | | | | |
| 24 | Aga Makurat | 18:57 | 2-5 | 2-4 | 0-0 | 0 | 1 | 1 | 2 | 0 | 6 | 3 | 2 | | | | |
| 21 | Bella LaChance | 05:34 | 0-0 | 0-0 | 0-0 | 0 | 0 | 0 | 0 | 0 | 0 | 0 | 0 | | | | |
| 5 | Ryanne Allen | 03:05 | 0-0 | 0-0 | 0-0 | 0 | 0 | 0 | 0 | 0 | 0 | 0 | 0 | | | | |
| 2 | Jada Brown | 01:15 | 0-1 | 0-0 | 0-0 | 0 | 0 | 0 | 0 | 0 | 0 | 0 | 0 | | | | |
| 14 | Alyana Mitchell | 01:15 | 1-1 | 0-0 | 1-2 | 1 | 1 | 1 | 0 | 1 | 0 | 1 | 0 | | | | |
| Team | | | | | | 3 | | | 2 | | | 0 | | | | | |
| Totals | | | 38-65 | | | 9-18 | | | 10-11 | | | 12 | | | 27 | | |
| Technical Fouls: NONE | | | | | | | | | | | | | | | | | |

| Kentucky - 73 | | | | | | | | | | | | | | | | | |
|-----------------------|----------------|-------|-------|------|------|----------|-------|----|-------|----|----|--------|----|--|----|--|--|
| Record: 8-9 (1-2) | | | | | | | | | | | | | | | | | |
| NO. | Name | Min | FG | 3P | FT | Rebounds | Fouls | TP | AS | TO | ST | Blocks | ± | | | | |
| | | | M.A. | M.A. | M.A. | OR | DR | PF | PF | OR | DR | BS | BA | | | | |
| 13 | Ajoe Petty | 35:19 | 9-21 | 0-0 | 5-9 | 11 | 10 | 21 | 4 | 5 | 23 | 1 | 4 | | | | |
| 0 | Brooklyn Miles | 31:28 | 5-16 | 1-2 | 0-2 | 1 | 1 | 2 | 3 | 1 | 2 | 1 | 1 | | | | |
| 5 | Cassidy Rowe | 21:49 | 1-2 | 1-2 | 0-0 | 0 | 0 | 0 | 1 | 0 | 3 | 2 | 0 | | | | |
| 22 | Maddie Scherr | 40:00 | 6-16 | 2-6 | 6-6 | 1 | 0 | 1 | 3 | 20 | 3 | 2 | 0 | | | | |
| 4 | Emma King | 21:30 | 2-5 | 0-1 | 0-0 | 1 | 1 | 2 | 1 | 4 | 1 | 0 | 1 | | | | |
| 23 | Nyah Tyler | 21:48 | 0-0 | 0-0 | 0-0 | 0 | 0 | 0 | 2 | 0 | 0 | 0 | 0 | | | | |
| 40 | Amiya Jenkins | 19:25 | 2-4 | 0-0 | 1-3 | 0 | 1 | 1 | 2 | 5 | 2 | 0 | 0 | | | | |
| 2 | Eriny Russell | 04:01 | 0-2 | 0-1 | 0-0 | 0 | 1 | 1 | 0 | 0 | 0 | 0 | 0 | | | | |
| 44 | Janae Walker | 04:41 | 0-2 | 0-0 | 0-0 | 0 | 0 | 0 | 0 | 0 | 0 | 0 | 0 | | | | |
| Team | | | | | | 2 | | | 0 | | | 0 | | | | | |
| Totals | | | 27-67 | | | 5-19 | | | 14-22 | | | 17 | | | 15 | | |
| Technical Fouls: NONE | | | | | | | | | | | | | | | | | |

| Shooting By Period | |
|---------------------|-------------|
| 1 st FG% | 10.19 52.6% |
| 3PT% | 0.3 0.0% |
| FT% | 3.3 100% |
| 2 nd FG% | 8.17 47.1% |
| 3PT% | 3.7 42.9% |
| FT% | 2.2 100% |
| 3 rd FG% | 12.16 75.0% |
| 3PT% | 4.5 80.0% |
| FT% | 2.2 100% |
| 4 th FG% | 6.13 61.5% |
| 3PT% | 2.3 66.7% |
| FT% | 3.4 75% |
| GM FG% | 38.65 58.5% |
| 3PT% | 9.18 50.0% |
| FT% | 10.11 90.9% |

| Shooting By Period | |
|---------------------|-------------|
| 1 st FG% | 5.19 38.5% |
| 3PT% | 1.4 25.0% |
| FT% | 2.4 50% |
| 2 nd FG% | 10.17 58.8% |
| 3PT% | 1.7 33.3% |
| FT% | 7.19 36.8% |
| 3PT% | 1.7 33.3% |
| FT% | 4.7 57.1% |
| 4 th FG% | 5.18 27.8% |
| 3PT% | 2.5 40.0% |
| FT% | 8.9 88.9% |
| GM FG% | 27.67 40.3% |
| 3PT% | 5.19 26.3% |
| FT% | 14.22 63.6% |

| Biggest lead | | VAN | | UKY | | Points from Turnovers | | VAN | | UKY | | Period by Period Scoring | |
|--------------|------------------|------------------------|------------------------|------------------------|------------------------|-----------------------|----|-----|-----|-----|----|--------------------------|-----|
| | 24 | (1 st 0:09) | 5 | (1 st 8:43) | 25 | 10 | 1 | 1 | 1 | 1 | 1 | 1 | TOT |
| | Best Scoring Run | 15 | (1 st 0:44) | 9 | (4 th 7:06) | 52 | 40 | VAN | 23 | 21 | 30 | 21 | 95 |
| | Lead Changes | 1 | | 0 | | Second Chance | 13 | 17 | | | | | |
| | Times Tied | 0 | | 0 | | Fast Breaks | 12 | 7 | UKY | 13 | 21 | 19 | 20 |
| | Time with Lead | 35:43 | | 03:16 | | Bench | 25 | 12 | | | | | 73 |

NASHVILLE, Tenn. – Junior Ilyana Moore recorded a career-high 37-point performance, while graduate student Jordyn Cambridge posted a double-double as the No. 24-ranked Vanderbilt women's basketball team scored a 95-73 victory at Kentucky on Thursday to move to 3-0 in SEC action.

Moore's scored the most points in a game by a Commodore this season, with the junior shooting a blistering hot 82.4 percent from the floor, as the Murfreesboro, Tennessee, native connected on 14-of-17 attempts. It is Moore's second career game with 30 or more points.

The win pushes Vanderbilt's overall record to 16-1 on the year and 3-0 in SEC play. The Commodores' 16-1 record marks the second-best start to a season through the first 17 games in program history. Meanwhile, Vandy opens the SEC season with three-straight victories for the first time since the 2008-09 campaign. Vanderbilt also picked up back-to-back road SEC wins for the first time since Jan. 9, 2014, at Auburn (74-65) and Jan. 16, 2014, at Mississippi State (80-74).

Cambridge picked up her sixth double-double of the season with a 12-point, 12-assist performance against the Wildcats. It is Cambridge's first double-double of the season with 10-plus points and 10-plus assists. The 12 assists for Cambridge set her career high, surpassing the 10 assists she dished out in her triple-double performance against Texas A&M during the first round of the 2022 SEC Tournament. The Nashville, Tennessee, native also added three steals to her stat line, marking the 15th game this season that Cambridge has picked up three or more steals.

The Commodores shot 58.5 percent from the field in the win over the Wildcats. It is the second time this season that Vanderbilt has shot over 50 percent from the floor. That included going 9-of-18 from 3-point range, with the Does also making 10-of-11 attempts at the free-throw line.

Vandy outrebounded the Wildcats 39-32 and was able to score 25 points off 14 Kentucky turnovers.

Game 18 - Missouri - L, 63-65

| Missouri - 65 | | | | | | | | | | | | | |
|--------------------|------------------|-------|------|------|------|----------|-------|----|----|----|----|--------|----|
| Record: 10-7 (1-3) | | | | | | | | | | | | | |
| NO. | Name | Min | FG | 3P | FT | Rebounds | Fouls | TP | AS | TO | ST | Blocks | ± |
| | | | M.A. | M.A. | M.A. | OR | DR | PF | PF | OR | DR | BS | BA |
| 34 | Hannah Linthacum | 11:12 | 0-1 | 0-0 | 0-2 | 0 | 2 | 2 | 1 | 0 | 0 | 0 | 0 |
| 4 | Hayley Frank | 40:00 | 6-12 | 5-8 | 0-0 | 0 | 8 | 8 | 3 | 5 | 17 | 1 | 3 |
| 0 | Grace Slaughter | 31:07 | 5-9 | 2-3 | 0-2 | 0 | 2 | 2 | 0 | 12 | 1 | 0 | 0 |
| 4 | Miami Dembele | 36:30 | 2-8 | 0-0 | 2-2 | 0 | 5 | 5 | 2 | 1 | 6 | 2 | 6 |
| 24 | Ashton Judd | 38:33 | 8-13 | 1-4 | 2-2 | 1 | 6 | 7 | 2 | 5 | 19 | 0 | 4 |
| 20 | Sarah Linthacum | 02:54 | 0-1 | 0-0 | 0-0 | 0 | 0 | | | | | | |



GAME RECAPS

Game 19 - Auburn - W, 53-50

| Auburn - 50 | | | | | | | | | | | | | Record: 12-6 (1-1) | | | | | | |
|-------------|-----------------------|-----|-------|------|------|----------|-------|----|----|----|----|--------|--------------------|--------------------|-----------------|-----------------|-----------------|-----|---|
| NO. | Name | Min | FG | 3P | FT | Rebounds | Fouls | TP | AS | TO | ST | Blocks | ± | Shooting By Period | | | | | |
| | | | M/A | M/A | M/A | OR | DR | PF | | | | BS | BA | 1 st | 2 nd | 3 rd | 4 th | TOT | |
| 1 | Celia Sumbane | F | 16:31 | 1-2 | 0-1 | 1-2 | 0 | 0 | 4 | 1 | 3 | 0 | 2 | 1 | 1 | 0 | 1 | 0 | 0 |
| 14 | Taylen Collins | F | 34:33 | 5-8 | 0-0 | 1-1 | 5 | 4 | 9 | 4 | 2 | 10 | 2 | 1 | 1 | 0 | 1 | 1 | 1 |
| 2 | JaMya Mingo-Young | G | 31:53 | 1-6 | 0-0 | 3-4 | 0 | 3 | 3 | 2 | 4 | 5 | 3 | 1 | 3 | 0 | 1 | 0 | 2 |
| 4 | Kashyn Duhon | G | 29:40 | 3-9 | 0-2 | 0-0 | 0 | 4 | 4 | 2 | 3 | 6 | 0 | 1 | 2 | 0 | 1 | 1 | 1 |
| 23 | Honesty Scott-Grayson | G | 32:58 | 6-23 | 1-9 | 2-2 | 3 | 3 | 6 | 1 | 2 | 15 | 6 | 4 | 1 | 0 | 2 | 2 | 2 |
| 5 | Sydney Shaw | G | 24:35 | 1-3 | 0-1 | 0-0 | 1 | 4 | 5 | 1 | 0 | 2 | 2 | 2 | 0 | 0 | 0 | 0 | 1 |
| 12 | MarShawn Boacic | G | 18:33 | 2-5 | 0-0 | 1-1 | 2 | 2 | 2 | 1 | 4 | 1 | 2 | 0 | 1 | 1 | 0 | 1 | 1 |
| 30 | Savannah Scott | G | 06:52 | 1-2 | 0-0 | 1-2 | 0 | 1 | 1 | 1 | 1 | 3 | 0 | 0 | 0 | 0 | 0 | 0 | 2 |
| 0 | Yakya Milton | G | 04:57 | 1-1 | 0-0 | 0-0 | 0 | 0 | 0 | 1 | 0 | 2 | 0 | 0 | 1 | 0 | 0 | 0 | 2 |
| Team | | | 17 | | | | 2 | 2 | 4 | 0 | 0 | 0 | 0 | 0 | 0 | 0 | 0 | 0 | 0 |
| Totals | | | 21:59 | 1-13 | 7-12 | 11 | 23 | 34 | 18 | 14 | 50 | 12 | 15 | 9 | 2 | 5 | 3 | 3 | 3 |

| Vanderbilt - 53 | | | | | | | | | | | | | Record: 17-2 (4-1) | | | | | | |
|-----------------|------------------|-----|-------|------|-------|----------|-------|----|----|----|----|--------|--------------------|--------------------|-----------------|-----------------|-----------------|-----|---|
| NO. | Name | Min | FG | 3P | FT | Rebounds | Fouls | TP | AS | TO | ST | Blocks | ± | Shooting By Period | | | | | |
| | | | M/A | M/A | M/A | OR | DR | PF | | | | BS | BA | 1 st | 2 nd | 3 rd | 4 th | TOT | |
| 35 | Sacha Washington | F | 33:20 | 3-6 | 0-0 | 2-3 | 1 | 2 | 3 | 5 | 4 | 8 | 1 | 1 | 1 | 4 | 0 | 0 | 3 |
| 3 | Jordyn Cambridge | G | 32:27 | 3-11 | 1-4 | 0-0 | 0 | 3 | 3 | 4 | 2 | 7 | 3 | 6 | 3 | 0 | 0 | 0 | 4 |
| 11 | Jordyn Oliver | G | 31:39 | 1-3 | 0-0 | 1-1 | 2 | 5 | 7 | 1 | 3 | 3 | 4 | 0 | 0 | 0 | 0 | 0 | 4 |
| 13 | Justine Pissott | G | 19:57 | 2-7 | 0-0 | 0-0 | 4 | 4 | 1 | 0 | 6 | 1 | 1 | 0 | 0 | 0 | 0 | 0 | 1 |
| 23 | Iyana Moore | G | 40:00 | 3-9 | 1-5 | 5-5 | 1 | 1 | 2 | 1 | 4 | 12 | 0 | 4 | 0 | 0 | 1 | 3 | |
| 12 | Khamil Pierre | G | 23:42 | 6-9 | 0-1 | 5-8 | 2 | 8 | 10 | 2 | 4 | 17 | 1 | 3 | 2 | 1 | 1 | 9 | |
| 24 | Aga Makurat | G | 18:15 | 0-1 | 0-1 | 0-0 | 0 | 1 | 1 | 0 | 1 | 0 | 1 | 1 | 0 | 0 | 0 | 0 | |
| 5 | Ryanne Allen | G | 02:40 | 0-1 | 0-1 | 0-0 | 0 | 0 | 0 | 0 | 0 | 0 | 0 | 0 | 0 | 0 | 0 | 0 | |
| Team | | | 17 | | | | 5 | 5 | 0 | 0 | 0 | 0 | 0 | 0 | 0 | 0 | 0 | 0 | |
| Totals | | | 18:47 | 4-19 | 13-17 | 6 | 29 | 35 | 14 | 18 | 53 | 10 | 21 | 8 | 5 | 2 | 3 | 3 | 3 |

| AUBURN | | VANDY | | Points from | | AUBURN | | VANDY | | Period by Period Scoring | | | | | |
|----------------|--------------------------|--|--------------------------|--|----|---|----|-----------------|---|--------------------------|----|-----------------|----|-----------------|----|
| Biggest lead | 9 (1 st 4:55) | Best Scoring Run | 4 (3 rd 9:08) | Turnovers | 18 | Paint | 6 | 1 st | 9 | 2 nd | 14 | 3 rd | 18 | 4 th | 9 |
| Lead Changes | 8 (1 st 4:55) | Second Chance <td>6</td> <th>Fast Breaks <td>6</td> <th>Bench <td>11</td> <th>AUBURN</th> <td>9</td> <th>VANDY</th> <td>14</td> <th>TOT</th> <td>18</td> <td>9</td> <td>50</td> </th></th> | 6 | Fast Breaks <td>6</td> <th>Bench <td>11</td> <th>AUBURN</th> <td>9</td> <th>VANDY</th> <td>14</td> <th>TOT</th> <td>18</td> <td>9</td> <td>50</td> </th> | 6 | Bench <td>11</td> <th>AUBURN</th> <td>9</td> <th>VANDY</th> <td>14</td> <th>TOT</th> <td>18</td> <td>9</td> <td>50</td> | 11 | AUBURN | 9 | VANDY | 14 | TOT | 18 | 9 | 50 |
| Times Tied | 8 | Technical Fouls: | NONE | Dead Ball Rebounds: | 4 | | | | | | | | | | |
| Time with Lead | 25:46 | 08:58 | | | | | | | | | | | | | |

NASHVILLE, Tenn. – Freshman Khamil Pierre came up big for the Vanderbilt women's basketball team down the stretch, as the reigning SEC Freshman of the Week helped the Commodores secure a 53-50 win over Auburn Thursday at Memorial Gymnasium.

Pierre scored six points over the final three minutes of play, as she went 4-of-6 at the free throw line down the stretch and collected the game-sealing steal with four seconds left to help Vanderbilt mount a comeback win over the Tigers. The freshman scored a career-high 17 points, as she extended her double-digit scoring streak to three games. The forward also grabbed a game-high 10 rebounds to record her second-consecutive double-double.

Thursday's contest was a battle throughout, as the game featured 17 lead changes and eight lead changes. Neither team led by more than five points over the final three-quarters of play.

The win improves Vanderbilt's record to 17-2 overall on the year and 4-1 in SEC play.

Junior Iyana Moore also registered double-digit points, as the Murfreesboro, Tennessee, native tallied 12 points. Moore went 5-of-5 at the free throw line, as she has now hit 24 consecutive free throws over the last five games.

The Commodores shot 38.3 percent from the floor in the win, while the Does limited Auburn to 35.6 percent field goal percentage. In total, Auburn led for over 25 minutes of game time on Thursday, while the Does only led for nearly nine minutes of game play.

Game 20 - at Tennessee - L, 64-73

| Vanderbilt - 64 | | | | | | | | | | | | | Record: 17-3 (4-2) | | | | | | |
|-----------------|------------------|-----|-------|------|-----|----------|-------|----|----|----|----|--------|--------------------|--------------------|-----------------|-----------------|-----------------|-----|---|
| NO. | Name | Min | FG | 3P | FT | Rebounds | Fouls | TP | AS | TO | ST | Blocks | ± | Shooting By Period | | | | | |
| | | | M/A | M/A | M/A | OR | DR | PF | | | | BS | BA | 1 st | 2 nd | 3 rd | 4 th | TOT | |
| 35 | Sacha Washington | F | 35:38 | 3-9 | 0-0 | 2-2 | 3 | 3 | 6 | 1 | 8 | 1 | 5 | 2 | 1 | 0 | 0 | 0 | 3 |
| 3 | Jordyn Cambridge | G | 40:00 | 5-17 | 2-9 | 0-0 | 1 | 5 | 6 | 3 | 2 | 12 | 2 | 3 | 3 | 2 | 0 | 0 | 8 |
| 11 | Jordyn Oliver | G | 31:33 | 2-2 | 0-0 | 0-0 | 1 | 1 | 1 | 0 | 4 | 5 | 1 | 1 | 0 | 0 | 0 | 2 | |
| 13 | Justine Pissott | G | 18:58 | 3-9 | 3-6 | 0-0 | 3 | 3 | 2 | 0 | 9 | 0 | 0 | 0 | 0 | 0 | 0 | 0 | |
| 23 | Iyana Moore | G | 38:14 | 7-13 | 2-6 | 3-4 | 0 | 2 | 2 | 2 | 19 | 5 | 3 | 0 | 0 | 0 | 0 | 17 | |
| 12 | Khamil Pierre | G | 15:58 | 3-6 | 0-0 | 0-0 | 1 | 3 | 4 | 5 | 1 | 6 | 1 | 2 | 1 | 0 | 0 | 1 | |
| 24 | Aga Makurat | G | 16:08 | 2-4 | 2-3 | 0-0 | 0 | 0 | 0 | 0 | 6 | 0 | 1 | 0 | 0 | 0 | 0 | 5 | |
| 5 | Ryanne Allen | G | 01:25 | 0-0 | 0-0 | 0-0 | 0 | 0 | 0 | 0 | 0 | 0 | 0 | 0 | 0 | 0 | 0 | 0 | |
| 21 | Bella LaChance | G | 00:48 | 0-0 | 0-0 | 0-0 | 0 | 0 | 0 | 0 | 0 | 0 | 0 | 0 | 0 | 0 | 0 | 2 | |
| Team | | | 17 | | | | 1 | 2 | 3 | 0 | 0 | 0 | 0 | 0 | 0 | 0 | 0 | 0 | |
| Totals | | | 25:60 | 9-24 | 5-6 | 7 | 18 | 25 | 17 | 10 | 64 | 14 | 15 | 7 | 3 | 0 | 0 | 0 | |

| Tennessee - 73 | | | | | | | | | | | | | Record: 12-6 (5-1) | | | | | | |
|----------------|----------------------|-----|-------|------|-------|----------|-------|----|----|----|----|--------|--------------------|--------------------|-----------------|-----------------|-----------------|-----|---|
| NO. | Name | Min | FG | 3P | FT | Rebounds | Fouls | TP | AS | TO | ST | Blocks | ± | Shooting By Period | | | | | |
| | | | M/A | M/A | M/A | OR | DR | PF | | | | BS | BA | 1 st | 2 nd | 3 rd | 4 th | TOT | |
| 1 | Sara Puckett | F | 32:41 | 3-7 | 0-1 | 1-2 | 1 | 2 | 3 | 1 | 2 | 7 | 2 | 4 | 0 | 0 | 0 | 0 | 8 |
| 2 | Ricke Jackson | F | 28:35 | 7-13 | 0-1 | 2-2 | 1 | 9 | 10 | 0 | 2 | 16 | 3 | 1 | 4 | 0 | 1 | 0 | |
| 11 | Karoline Striplin | F | 12:00 | 2-4 | 0-1 | 0-0 | 1 | 0 | 1 | 2 | 0 | 4 | 0 | 0 | 0 | 0 | 0 | 0 | |
| 0 | Jewel Spear | G | 29:18 | 2-6 | 2-5 | 6-6 | 0 | 4 | 4 | 2 | 3 | 12 | 2 | 0 | 0 | 0 | 1 | 7 | |
| 15 | Jasmine Powell | G | 38:14 | 7-13 | 2-6 | 3-4 | 0 | 2 | 2 | 1 | 6 | 8 | 1 | 2 | 0 | 0 | 0 | 12 | |
| 5 | Kaya Wynn | G | 09:41 | 0-4 | 0-1 | 0-0 | 1 | 1 | 2 | 0 | 0 | 0 | 1 | 1 | 0 | 0 | 0 | 1 | |
| 20 | Tamari Key | G | 22:01 | 5-5 | 0-0 | 0-0 | 0 | 4 | 3 | 1 | 10 | 0 | 4 | 1 | 0 | 0 | 0 | 8 | |
| 13 | Tessa Darby | G | 23:11 | 2-4 | 2-4 | 0-0 | 1 | 4 | 5 | 1 | 2 | 8 | 0 | 1 | 0 | 0 | 0 | 0 | |
| 53 | Jillian Hollingshead | G | 08:55 | 0-4 | 0-0 | 0-0 | 0 | 0 | 0 | 1 | 0 | 1 | 1 | 0 | 0 | 0 | 0 | 0 | |
| 13 | Avery Strickland | G | 00:07 | 0-0 | 0-0 | 0-0 | 0 | 0 | 0 | 0 | 0 | 0 | 0 | 0 | 0 | 0 | 0 | 0 | |
| Team | | | 17 | | | | 3 | 4 | 0 | 0 | 2 | 0 | 0 | 0 | 0 | 0 | 0 | 0 | |
| Totals | | | 28:55 | 4-15 | 17-18 | 8 | 27 | 35 | 10 | 17 | 73 | 18 | 19 | 7 | 0 | 3 | 9 | 9 | |

| VANDY | | TENN | | Points from | | VANDY | | TENN | | Period by Period Scoring | | | | | |
|----------------|--------------------------|------------------|--------------------------|---------------------|----|-------|----|-----------------|----|--------------------------|----|-----------------|----|-----------------|----|
| Biggest lead | 3 (1 st 9:32) | Best Scoring Run | 9 (4 th 0:42) | Turnovers | 17 | Paint | 26 | 1 st | 17 | 2 nd | 16 | 3 rd | 14 | 4 th | 17 |
| Lead Changes | 5 | Second Chance | 3 | Fast Breaks | 8 | Bench | 12 | VANDY | 17 | TENN | 20 | TOT | 13 | 18 | 22 |
| Times Tied | 7 | Technical Fouls: | NONE | Dead Ball Rebounds: | 3 | | | | | | | | | | |
| Time with Lead | 02:37 | 32:25 | | | | | | | | | | | | | |

KNOXVILLE, Tenn. – The Vanderbilt women's basketball team dropped a hard-fought contest at Tennessee on Sunday, as the Commodores fell at Food City Center, 73-64.

In a game that featured seven ties and five lead changes, it was a late run by Tennessee that sealed the victory. Vanderbilt pulled to within a point of the Lady Vols after graduate student Jordyn Cambridge's jumper made it a 65-64 game with 3:16 left to play. Tennessee closed the game by scoring eight-straight points to claim a nine-point victory over the Does.

Cambridge and junior Iyana Moore each scored double-digit points in Sunday's loss. Moore tallied a game-high 19 points, while Cambridge added 12 points. Moore also dished out a team-high five assists, while Cambridge added a team-best six rebounds and three steals to her stat line.

The loss to Tennessee brings Vanderbilt's overall record to 17-3, while the Commodores are now 4-2 in SEC play.

The Does drilled nine 3-pointers in the game and shot 41.7 percent from the field against the Lady Vols. There were only two free throws missed in Sunday's contest, as Vanderbilt went 5-of-6 at the charity line, while Tennessee made 17 of its 18 free throws.

Game 21 - at #1/1 South Carolina - L, 74-91

| Vanderbilt - 74 | | | | | | | | | | | | | Record: 17-4 (4-3) | | | | | |
|-----------------|------------------|-----|-------|------|-------|----------|-------|----|----|----|----|--------|--------------------|--------------------|-----------------|-----------------|-----------------|-----|
| NO. | Name | Min | FG | 3P | FT | Rebounds | Fouls | TP | AS | TO | ST | Blocks | ± | Shooting By Period | | | | |
| | | | M/A | M/A | M/A | OR | DR | PF | | | | BS | BA | 1 st | 2 nd | 3 rd | 4 th | TOT |
| 35 | Sacha Washington | F | 26:05 | 6-11 | 0-0 | 6-7 | 4 | 3 | 7 | 4 | 5 | 18 | 1 | 2 | 0 | 0 | 2 | 6 |
| 3 | Jordyn Cambridge | G | 38:57 | 6-16 | 2-9 | 0-0 | 1 | 1 | 2 | 0 | 1 | 14 | 8 | 3 | 2 | 0 | 1 | 17 |
| 11 | Jordyn Oliver | G | 16:13 | 0-3 | 0-0 | 0-0 | 0 | 3 | 3 | 2 | 0 | 1 | 0 | 0 | 0 | 0 | 0 | 1 |
| 13 | Justine Pissott | G | 15:45 | 4-12 | 1-1 | 0-0 | 1 | 1 | 0 | 0 | 3 | 0 | 0 | 0 | 2 | 0 | 0 | 2 |
| 23 | Iyana Moore | G | 40:00 | 6-16 | 1-6 | 0-0 | 1 | 4 | 5 | 1 | 0 | 13 | 3 | 3 | 0 | 0 | 0 | 17 |
| 5 | Ryanne Allen | G | 11:48 | 0-1 | 0-1 | 0-0 | 0 | 0 | 0 | 0 | 2 | 0 | 0 | 0 | 0 | 0 | 0 | 0 |
| 24 | Aga Makurat | G | 24:15 | 9-9 | 7-7 | 2-2 | 3 | 4 | 7 | 1 | 18 | 0 | 0 | 0 | 0 | 0 | 0 | 19 |
| 12 | Khamil Pierre | G | 19:40 | 2-8 | 0-1 | 4-4 | 0 | 2 | 2 | 3 | 5 | 8 | 1 | 0 | 0 | 0 | 2 | 8 |
| 14 | Alyssa Mitchell | G | 07:16 | 0-1 | 0-0 | 0-0 | 1 | 0 | 1 | 1 | 0 | 0 | 0 | 0 | 0 | 0 | 0 | 1 |
| Team | | | 12 | | | | 5 | 2 | 7 | 0 | 0 | 0 | 0 | 0 | 0 | 0 | 0 | 0 |
| Totals | | | 27:67 | 8-25 | 12-13 | 15 | 20 | 35 | | | | | | | | | | |



GAME RECAPS

Game 22 - Ole Miss - L, 61-67

| Ole Miss - 67 | | | | | | | | | | | | | | | | | |
|--------------------|-----------------------|-----|-------|------|-------|----------|-------|----|----|----|----|--------|----|---|---|---|----|
| Record: 16-5 (6-2) | | | | | | | | | | | | | | | | | |
| NO. | Name | Min | FG | 3P | FT | Rebounds | Fouls | TP | AS | TO | ST | Blocks | ± | | | | |
| | | | M.A. | M.A. | M.A. | OR | DR | PF | | | | BS | BA | | | | |
| 2 | Marquesha Davis | F | 3:50 | 1-3 | 1-3 | 6 | 0 | 6 | 2 | 3 | 25 | 0 | 4 | 1 | 0 | 2 | 4 |
| 5 | Srudda Collins | F | 25:54 | 3-8 | 2-3 | 4 | 4 | 0 | 0 | 5 | 12 | 0 | 0 | 0 | 0 | 0 | 12 |
| 24 | Madison Scott | F | 33:21 | 2-6 | 0-0 | 5-6 | 3 | 0 | 3 | 4 | 9 | 1 | 5 | 1 | 1 | 0 | 6 |
| 32 | Rita Igbokwe | F | 18:44 | 1-1 | 0-0 | 0-0 | 1 | 4 | 5 | 5 | 1 | 2 | 0 | 1 | 1 | 0 | 4 |
| 3 | Kennedy Todd-Williams | G | 38:40 | 4-12 | 0-3 | 2-2 | 1 | 3 | 5 | 2 | 10 | 1 | 4 | 0 | 2 | 0 | 3 |
| 22 | Tyia Singleton | G | 23:16 | 0-1 | 0-0 | 0-0 | 4 | 7 | 11 | 3 | 3 | 0 | 0 | 2 | 1 | 0 | 2 |
| 33 | Kharlyssa Richardson | G | 23:34 | 2-6 | 0-1 | 2-2 | 1 | 2 | 3 | 2 | 1 | 6 | 0 | 2 | 1 | 0 | 0 |
| 21 | Zakiya Stephenson | G | 04:41 | 1-1 | 0-0 | 1-4 | 0 | 2 | 2 | 0 | 2 | 0 | 0 | 0 | 0 | 0 | 1 |
| Team | | | | | | 2 | 2 | 6 | 0 | 0 | 0 | 0 | 0 | 0 | 0 | 0 | 0 |
| Totals | | | 22-51 | 3-10 | 20-24 | 13 | 26 | 39 | 22 | 18 | 67 | 3 | 18 | 5 | 3 | 3 | 6 |

| Vanderbilt - 61 | | | | | | | | | | | | | | | | | |
|--------------------|------------------|-----|-------|------|-------|----------|-------|----|----|----|----|--------|----|---|---|---|-----|
| Record: 17-5 (4-4) | | | | | | | | | | | | | | | | | |
| NO. | Name | Min | FG | 3P | FT | Rebounds | Fouls | TP | AS | TO | ST | Blocks | ± | | | | |
| | | | M.A. | M.A. | M.A. | OR | DR | PF | | | | BS | BA | | | | |
| 35 | Sacha Washington | F | 25:20 | 3-5 | 0-0 | 0-4 | 0 | 6 | 6 | 5 | 6 | 0 | 2 | 1 | 0 | 0 | 4 |
| 3 | Jordyn Cambridge | G | 35:25 | 3-12 | 2-5 | 3-4 | 1 | 5 | 6 | 4 | 11 | 1 | 2 | 1 | 0 | 0 | -3 |
| 11 | Jordyn Oliver | G | 35:32 | 3-6 | 0-0 | 0-1 | 2 | 3 | 1 | 4 | 6 | 7 | 0 | 3 | 0 | 0 | -4 |
| 13 | Justine Plissott | G | 29:49 | 2-5 | 2-3 | 0-0 | 1 | 1 | 2 | 1 | 6 | 1 | 2 | 0 | 1 | 0 | 9 |
| 23 | Iyana Moore | G | 33:35 | 5-14 | 4-5 | 4-4 | 0 | 3 | 3 | 4 | 18 | 1 | 4 | 0 | 2 | 0 | -2 |
| 12 | Khamil Pierre | F | 29:05 | 5-10 | 0-0 | 4-6 | 4 | 1 | 5 | 3 | 14 | 0 | 3 | 0 | 0 | 0 | -11 |
| 24 | Aga Makurat | F | 11:42 | 0-1 | 0-1 | 0-0 | 0 | 0 | 0 | 0 | 0 | 0 | 1 | 0 | 0 | 0 | -13 |
| 14 | Aiyana Mitchell | G | 05:26 | 0-0 | 0-0 | 0-0 | 0 | 0 | 0 | 0 | 0 | 0 | 0 | 0 | 0 | 0 | 0 |
| 21 | Bella LaChance | F | 00:59 | 0-0 | 0-0 | 0-0 | 0 | 0 | 0 | 0 | 0 | 0 | 0 | 0 | 0 | 0 | 0 |
| 5 | Ryanne Allen | F | 01:03 | 0-0 | 0-0 | 0-2 | 0 | 0 | 0 | 1 | 0 | 0 | 1 | 0 | 0 | 0 | -2 |
| 2 | Jada Brown | F | 01:04 | 0-0 | 0-0 | 0-0 | 0 | 0 | 0 | 1 | 0 | 0 | 0 | 0 | 0 | 0 | 0 |
| Team | | | | | | 0 | 0 | 0 | 0 | 0 | 0 | 0 | 0 | 0 | 0 | 0 | 0 |
| Totals | | | 21-53 | 8-17 | 11-21 | 11 | 18 | 29 | 18 | 22 | 61 | 10 | 16 | 8 | 3 | 3 | 0 |

| Shooting By Period | |
|---------------------|-------------|
| 1 st FG% | 2-13 15.4% |
| 3PT% | 1-4 25.0% |
| FT% | 4-4 100% |
| 2 nd FG% | 8-14 57.1% |
| 3PT% | 0-1 0.0% |
| FT% | 5-6 83.3% |
| 3 rd FG% | 10-15 66.7% |
| 3PT% | 1-2 50.0% |
| FT% | 0-0 0% |
| 4 th FG% | 9-9 100% |
| 3PT% | 1-3 33.3% |
| FT% | 11-12 91.7% |
| GM FG% | 22-51 43.1% |
| 3PT% | 10-20 50.0% |
| FT% | 20-24 83.3% |

| Shooting By Period | |
|---------------------|-------------|
| 1 st FG% | 4-10 40.0% |
| 3PT% | 2-5 40.0% |
| FT% | 2-3 66.7% |
| 2 nd FG% | 7-17 41.2% |
| 3PT% | 3-5 60.0% |
| FT% | 0-2 0% |
| 3 rd FG% | 5-15 33.3% |
| 3PT% | 1-3 33.3% |
| FT% | 4-6 66.7% |
| 4 th FG% | 9-11 81.8% |
| 3PT% | 2-4 50.0% |
| FT% | 5-10 50% |
| GM FG% | 21-53 39.6% |
| 3PT% | 8-17 47.1% |
| FT% | 11-21 52.4% |

| Points from | |
|---------------|-------|
| Turnovers | 21 11 |
| Paint | 30 22 |
| Second Chance | 16 8 |
| Fast Breaks | 12 7 |
| Bench | 9 14 |

| Period by Period Scoring | | | | | |
|--------------------------|-----|-----|-----|-----|----|
| 1st | 2nd | 3rd | 4th | TOT | |
| Miss | 9 | 21 | 21 | 16 | 67 |
| Vandy | 12 | 17 | 15 | 17 | 61 |

| Biggest lead | |
|--------------|--|
| Miss | 9 (4 th 8:20) 5 (1 st 6:28) |
| Vandy | 14 (2 nd 6:56) 7 (1 st 6:28) |

| Lead Changes | |
|--------------|----|
| Miss | 14 |
| Vandy | 4 |

| Times Tied | |
|------------|---|
| Miss | 4 |
| Vandy | 0 |

| Time with Lead | |
|----------------|-------|
| Miss | 28:06 |
| Vandy | 11:15 |

NASHVILLE, Tenn. – The Vanderbilt women's basketball team fell to Ole Miss, 67-61, in SEC action Thursday night at Memorial Gymnasium.

Junior Iyana Moore led the Commodores in scoring, as the Murfreesboro, Tennessee, native scored 18 points. Moore matched her season-best in 3-pointers, as she sank four shots from behind the arc against the Rebels. The guard's 18 points against Ole Miss also extended her double-digit scoring streak to four games.

Moore was one of three Does that scored double-digit points in Thursday's contest. Freshman Khamil Pierre tallied 14 points off the bench, while graduate student Jordyn Cambridge registered 11 points. For Pierre, it marked the fourth time that she has scored double-digit points in an SEC game this season. Meanwhile, Cambridge extended her personal double-digit scoring streak to three games with an 11-point outing.

Vandy was outscored 21-11 in points off turnovers despite the Does forcing Mississippi into two more turnovers at 16-18. The Commodores also had trouble keeping the Rebels off the glass, as Ole Miss outrebounded Vanderbilt, 39-29, while outscoring the Commodores 16-8 in second-chance points.

With the loss to Ole Miss, the Commodores have now dropped three-straight games, which has put Vanderbilt's overall record at 17-5 and an even 4-4 in SEC play.

Game 23 - Alabama - L, 66-74

| Alabama - 74 | | | | | | | | | | | | | | | | | |
|--------------------|---------------------|-----|-------|------|-------|----------|-------|----|----|----|----|--------|----|---|---|---|----|
| Record: 18-5 (5-4) | | | | | | | | | | | | | | | | | |
| NO. | Name | Min | FG | 3P | FT | Rebounds | Fouls | TP | AS | TO | ST | Blocks | ± | | | | |
| | | | M.A. | M.A. | M.A. | OR | DR | PF | | | | BS | BA | | | | |
| 31 | Essence Cody | F | 22:38 | 2-8 | 0-1 | 1-2 | 3 | 4 | 7 | 5 | 1 | 5 | 0 | 2 | 0 | 2 | 7 |
| 4 | Loyal McQueen | G | 33:39 | 4-5 | 1-2 | 7-8 | 0 | 4 | 4 | 0 | 4 | 16 | 2 | 3 | 0 | 0 | 19 |
| 3 | Sarah Ashlee Barker | G | 35:48 | 4-17 | 3-6 | 5-9 | 3 | 6 | 9 | 2 | 6 | 2 | 6 | 3 | 2 | 1 | 11 |
| 23 | Jessica Timmons | G | 22:50 | 0-7 | 0-4 | 1-2 | 1 | 1 | 2 | 2 | 1 | 2 | 3 | 0 | 0 | 2 | -2 |
| 32 | Ashlyn Nye | G | 38:32 | 8-12 | 5-6 | 2-2 | 1 | 2 | 3 | 4 | 0 | 0 | 2 | 0 | 0 | 0 | 10 |
| 13 | JeAnna Cunningham | F | 11:43 | 1-2 | 0-0 | 0-0 | 0 | 3 | 3 | 1 | 2 | 0 | 0 | 0 | 0 | 0 | 1 |
| 22 | Karly Weathers | F | 27:32 | 0-3 | 0-1 | 3-4 | 3 | 4 | 7 | 0 | 4 | 3 | 2 | 0 | 1 | 1 | 7 |
| 32 | Aiyana Williams | G | 01:28 | 0-0 | 0-0 | 0-0 | 0 | 0 | 0 | 0 | 0 | 0 | 0 | 0 | 0 | 0 | 0 |
| 21 | Naomi Jones | G | 03:18 | 0-0 | 0-0 | 0-0 | 0 | 0 | 0 | 1 | 0 | 0 | 0 | 0 | 0 | 0 | 0 |
| 42 | Meg Newman | G | 02:33 | 0-0 | 0-0 | 0-0 | 0 | 1 | 1 | 0 | 0 | 0 | 0 | 0 | 0 | 0 | -1 |
| Team | | | | | | 3 | 4 | 4 | 0 | 0 | 0 | 0 | 0 | 0 | 0 | 0 | 0 |
| Totals | | | 23-54 | 9-20 | 19-27 | 14 | 26 | 40 | 15 | 21 | 74 | 12 | 12 | 6 | 5 | 4 | 8 |

| Vanderbilt - 66 | | | | | | | | | | | | | | | | | |
|--------------------|------------------|-----|-------|------|-------|----------|-------|----|----|----|----|--------|----|---|---|---|-----|
| Record: 17-5 (4-5) | | | | | | | | | | | | | | | | | |
| NO. | Name | Min | FG | 3P | FT | Rebounds | Fouls | TP | AS | TO | ST | Blocks | ± | | | | |
| | | | M.A. | M.A. | M.A. | OR | DR | PF | | | | BS | BA | | | | |
| 35 | Sacha Washington | F | 35:54 | 7-13 | 0-0 | 2-7 | 4 | 6 | 10 | 0 | 5 | 16 | 2 | 2 | 2 | 2 | -11 |
| 3 | Jordyn Cambridge | G | 30:11 | 1-7 | 1-4 | 4-4 | 3 | 1 | 4 | 5 | 2 | 7 | 1 | 2 | 0 | 0 | 1 |
| 11 | Jordyn Oliver | G | 29:55 | 3-7 | 0-1 | 0-0 | 3 | 2 | 5 | 2 | 0 | 6 | 4 | 2 | 1 | 2 | 1 |
| 13 | Justine Plissott | G | 26:17 | 3-8 | 3-7 | 0-0 | 1 | 1 | 5 | 1 | 9 | 0 | 1 | 1 | 0 | 0 | -12 |
| 23 | Iyana Moore | G | 40:00 | 4-12 | 4-9 | 4-4 | 0 | 5 | 3 | 4 | 16 | 5 | 3 | 1 | 0 | 1 | -8 |
| 24 | Aga Makurat | F | 08:23 | 0-2 | 0-2 | 0-0 | 0 | 0 | 0 | 1 | 3 | 0 | 1 | 0 | 0 | 0 | 0 |
| 12 | Khamil Pierre | F | 14:59 | 4-10 | 0-1 | 0-2 | 2 | 3 | 5 | 3 | 2 | 8 | 0 | 1 | 0 | 0 | -3 |
| 21 | Bella LaChance | F | 14:21 | 0-0 | 0-0 | 0-0 | 1 | 1 | 3 | 1 | 1 | 0 | 0 | 0 | 0 | 0 | -2 |
| Team | | | | | | 2 | 2 | 4 | 0 | 0 | 0 | 0 | 0 | 0 | 0 | 0 | 0 |
| Totals | | | 23-56 | 9-24 | 11-19 | 14 | 21 | 35 | 21 | 15 | 66 | 13 | 12 | 5 | 4 | 5 | -8 |

| Shooting By Period | |
|---------------------|-------------|
| 1 st FG% | 6-16 37.5% |
| 3PT% | 2-8 25.0% |
| FT% | 2-2 100% |
| 2 nd FG% | 3-10 30.0% |
| 3PT% | 2-3 66.7% |
| FT% | 0-0 0% |
| 3 rd FG% | 8-15 53.3% |
| 3PT% | 1-5 20.0% |
| FT% | 5-7 71.4% |
| 4 th FG% | 6-13 46.2% |
| 3PT% | 4-4 100.0% |
| FT% | 12-18 66.7% |
| GM FG% | 23-54 42.6% |
| 3PT% | 9-20 45.0% |
| FT% | 19-27 70.4% |

| Shooting By Period | |
|---------------------|-------------|
| 1 st FG% | 4-10 40.0% |
| 3PT% | 0-0 0% |
| 2 nd FG% | 9-15 60.0% |
| 3PT% | 3-6 50.0% |
| FT% | 0-2 0% |
| 3 rd FG% | 6-15 40.0% |
| 3PT% | 1-3 33.3% |
| FT% | 6-7 85.7% |
| 4 th FG% | 4-13 30.8% |
| 3PT% | 1-5 20.0% |
| FT% | 5-10 50% |
| GM FG% | 23-59 39.0% |
| 3PT% | 9-24 37.5% |
| FT% | 11-19 57.9% |

| Points from | |
|---------------|-------|
| Turnovers | 13 12 |
| Paint | 22 16 |
| Second Chance | 10 10 |
| Fast Breaks | 8 5 |
| Bench | 5 12 |

| Period by Period Scoring | | | | | |
|--------------------------|-----|-----|-----|-----|----|
| 1st | 2nd | 3rd | 4th | TOT | |
| BAMA | 16 | 8 | 22 | 28 | 74 |
| VANDY | 12 | 21 | 19 | 14 | 66 |

| Biggest lead | |
|--------------|---|
| BAMA | 9 (4 th 0:40) 12 (2 nd 1:29) |
| VANDY | 14 (4 th 5:33) 10 (2 nd 5:43) |

| Lead Changes | |
|--------------|---|
| BAMA | 4 |
| VANDY | 5 |

| Times Tied | |
|------------|---|
| BAMA | 5 |
| VANDY | 0 |

| Time with Lead | |
|----------------|-------|
| BAMA | 15:05 |
| VANDY | 21:29 |

NASHVILLE, Tenn. – The Vanderbilt women's basketball team dropped a 74-66 decision to Alabama at Memorial Gymnasium in SEC action Monday night.

Juniors Sacha Washington and Iyana Moore each recorded 16 points against the Crimson Tide. Washington also pulled down a game-high 10 rebounds to collect her fifth double-double of the season. Meanwhile, Moore matched her season-best with four 3-point field goals.

The loss drops Vanderbilt's overall record to 17-6, while the Commodores are now 4-5 in SEC play.

The Does held an 11-point lead at 52-41 with two minutes left to play in the third quarter. Alabama would go on a 19-2 run from that point, as the Crimson Tide took a 60-54 advantage at the 5:33 mark of the fourth quarter. Vanderbilt pulled to within four points of Alabama down the stretch, but the Commodores couldn't get over the hump, as Vandy's losing streak extends to four games.

Vanderbilt shot 39 percent from the field and Alabama connected on 42.6 percent of



GAME RECAPS

Game 25 - at Georgia - W, 61-55

| Vanderbilt - 61 | | | | | | | | | | | | | Georgia - 55 | | | | | | | | | | | | |
|--------------------|------------------|-------|-------|-------|-------|----------|-------|----|----|----|----|--------|---------------------|-----------------|-----------------|-----------------|-----------------|-----|----|--|--|--|--|--|--|
| Record: 18-7 (5-6) | | | | | | | | | | | | | Record: 11-13 (2-9) | | | | | | | | | | | | |
| NO. | Name | Min | FG | 3P | FT | Rebounds | Fouls | TP | AS | TO | ST | Blocks | ± | 1 st | 2 nd | 3 rd | 4 th | TOT | | | | | | | |
| | | | M/A | M/A | M/A | OR | DR | FF | | | | BS | BA | | | | | | | | | | | | |
| 12 | Khamil Pierre | F | 34:04 | 12-16 | 0-1 | 4-5 | 1 | 6 | 7 | 4 | 4 | 28 | 1 | 1 | 2 | 1 | 0 | 2 | | | | | | | |
| 35 | Sacha Washington | F | 34:04 | 5-9 | 0-0 | 0-0 | 4 | 7 | 11 | 4 | 3 | 10 | 1 | 8 | 2 | 0 | 0 | 5 | | | | | | | |
| 3 | Jordyn Cambridge | G | 38:10 | 2-8 | 0-2 | 3-4 | 2 | 6 | 8 | 0 | 3 | 7 | 3 | 1 | 3 | 0 | 1 | 8 | | | | | | | |
| 13 | Justine Pissott | G | 19:45 | 1-4 | 1-4 | 0-0 | 0 | 0 | 0 | 0 | 3 | 3 | 1 | 0 | 2 | 0 | 0 | 7 | | | | | | | |
| 23 | Iyana Moore | G | 39:09 | 2-12 | 0-4 | 5-7 | 1 | 2 | 3 | 1 | 6 | 9 | 4 | 5 | 3 | 0 | 1 | 6 | | | | | | | |
| 5 | Ryanne Allen | 02:01 | 1-2 | 1-2 | 0-0 | 0 | 0 | 0 | 0 | 0 | 2 | 0 | 1 | 0 | 0 | 0 | 0 | 5 | | | | | | | |
| 21 | Bella LaChance | G | 07:41 | 0-0 | 0-0 | 0-0 | 0 | 0 | 0 | 0 | 0 | 0 | 0 | 0 | 0 | 0 | 0 | 0 | -1 | | | | | | |
| 24 | Agas Makurat | G | 03:27 | 0-0 | 0-0 | 0-0 | 0 | 0 | 0 | 0 | 0 | 0 | 0 | 0 | 0 | 0 | 0 | 0 | -1 | | | | | | |
| 2 | Jada Brown | 09:41 | 0-1 | 0-1 | 1-2 | 0 | 0 | 0 | 1 | 1 | 1 | 0 | 0 | 0 | 0 | 0 | 0 | -5 | | | | | | | |
| 11 | Jordyn Oliver | 11:54 | 0-0 | 0-0 | 0-0 | 0 | 3 | 3 | 1 | 1 | 0 | 2 | 0 | 0 | 0 | 0 | 0 | 7 | | | | | | | |
| Team | | | | | | 2 | 3 | 5 | 1 | 0 | 0 | 0 | 0 | 0 | 0 | 0 | 0 | 0 | 7 | | | | | | |
| Totals | | | 23-52 | 2-14 | 13-18 | 10 | 27 | 37 | 13 | 17 | 81 | 13 | 17 | 10 | 3 | 2 | 6 | | | | | | | | |

ATHENS, Ga. – Freshman Khamil Pierre came up big for the Vanderbilt women's basketball team down the stretch, as the reigning SEC Freshman of the Week helped the Commodores secure a 53-50 win over Auburn Thursday at Memorial Gymnasium.

Pierre scored six points over the final three minutes of play, as she went 4-of-6 at the free throw line down the stretch and collected the game-sealing steal with four seconds left to help Vanderbilt mount a comeback win over the Tigers. The freshman scored a career-high 17 points, as she extended her double-digit scoring streak to three games. The forward also grabbed a game-high 10 rebounds to record her second-consecutive double-double.

Thursday's contest was a battle throughout, as the game featured 17 lead changes and eight lead changes. Neither team led by more than five points over the final three-quarters of play.

The win improves Vanderbilt's record to 17-2 overall on the year and 4-1 in SEC play.

Junior Iyana Moore also registered double-digit points, as the Murfreesboro, Tennessee, native tallied 12 points. Moore went 5-of-5 at the free throw line, as she has now hit 24 consecutive free throws over the last five games.

The Commodores shot 38.3 percent from the floor in the win, while the Dores limited Auburn to 35.6 percent field goal percentage. In total, Auburn led for over 25 minutes of game time on Thursday, while the Dores only led for nearly nine minutes of game play.

Game 26 - at Texas A&M - W, 49-45

| Vanderbilt - 49 | | | | | | | | | | | | | Texas A&M - 45 | | | | | | | | | | | | |
|--------------------|------------------|-------|-------|------|-----|----------|-------|----|----|----|----|--------|--------------------|-----------------|-----------------|-----------------|-----------------|-----|---|--|--|--|--|--|--|
| Record: 26-1 (6-6) | | | | | | | | | | | | | Record: 19-7 (5-6) | | | | | | | | | | | | |
| NO. | Name | Min | FG | 3P | FT | Rebounds | Fouls | TP | AS | TO | ST | Blocks | ± | 1 st | 2 nd | 3 rd | 4 th | TOT | | | | | | | |
| | | | M/A | M/A | M/A | OR | DR | FF | | | | BS | BA | | | | | | | | | | | | |
| 12 | Khamil Pierre | F | 33:05 | 5-13 | 1-1 | 0-1 | 2 | 6 | 8 | 3 | 2 | 11 | 1 | 3 | 1 | 0 | 1 | 3 | | | | | | | |
| 35 | Sacha Washington | F | 33:48 | 2-7 | 0-0 | 2-2 | 6 | 2 | 8 | 3 | 6 | 6 | 1 | 1 | 2 | 1 | 1 | 1 | | | | | | | |
| 3 | Jordyn Cambridge | G | 27:05 | 3-6 | 1-3 | 0-0 | 0 | 1 | 1 | 3 | 1 | 7 | 3 | 1 | 0 | 0 | 0 | 3 | | | | | | | |
| 13 | Justine Pissott | G | 14:38 | 3-7 | 2-5 | 0-0 | 0 | 2 | 2 | 2 | 1 | 8 | 1 | 1 | 1 | 0 | 0 | 11 | | | | | | | |
| 23 | Iyana Moore | G | 40:00 | 3-16 | 2-7 | 1-2 | 1 | 3 | 3 | 2 | 9 | 2 | 3 | 2 | 0 | 2 | 2 | 4 | | | | | | | |
| 11 | Jordyn Oliver | 25:11 | 1-2 | 0-0 | 0-0 | 0 | 4 | 4 | 1 | 1 | 2 | 4 | 1 | 0 | 1 | 0 | 0 | -2 | | | | | | | |
| 24 | Agas Makurat | 13:03 | 1-5 | 1-4 | 1-2 | 1 | 2 | 3 | 2 | 1 | 4 | 0 | 1 | 1 | 0 | 0 | 0 | 10 | | | | | | | |
| 2 | Jada Brown | 07:36 | 0-0 | 0-0 | 0-0 | 0 | 0 | 0 | 0 | 0 | 1 | 2 | 0 | 0 | 0 | 0 | 0 | 4 | | | | | | | |
| 5 | Ryanne Allen | 02:01 | 0-0 | 0-0 | 0-0 | 0 | 0 | 0 | 0 | 0 | 0 | 1 | 1 | 0 | 0 | 0 | 0 | -7 | | | | | | | |
| 21 | Bella LaChance | 03:37 | 0-0 | 0-0 | 0-0 | 0 | 0 | 0 | 0 | 0 | 0 | 0 | 0 | 1 | 0 | 0 | 0 | 3 | | | | | | | |
| Team | | | | | | 18 | 56 | 7 | 20 | 11 | 20 | 31 | 18 | 15 | 49 | 12 | 14 | 10 | 2 | | | | | | |
| Totals | | | 18-56 | 7-20 | 6-9 | 11 | 20 | 31 | 18 | 15 | 49 | 12 | 14 | 10 | 2 | 4 | 4 | | | | | | | | |

COLLEGE STATION, Texas – The Vanderbilt women's basketball team picked up a hard-fought 49-45 win at Texas A&M on Thursday to collect the program's first victory in College Station since the 1997-98 season.

The Commodores came through clutch down the stretch, as Vanderbilt ended the game on a 10-0 run to capture the program's first road win over the Aggies since Nov. 18, 1997.

Junior Iyana Moore sank a 3-pointer from the corner with 1:04 left on the clock to give the Dores a 47-45 advantage. The Commodores got a defensive stop after Moore's trifecta to get the ball back with 38 seconds left to play. Junior Sacha Washington grabbed a clutch offensive rebound with eight seconds remaining that allowed sophomore Jada Brown to go to the free line for a pair of charity tosses with four seconds on the clock. Brown sank both shots to give the Dores a four-point victory.

The win pushes Vanderbilt's overall record to 19-7, while the Commodores are now an even 6-6 in SEC play with four games remaining in the regular season.

Vanderbilt led for 28:49 of game time in Thursday's victory. The Commodores shot 32.1 percent from the floor in the game, while Texas A&M shot 36 percent from the field. The Dores sank a total of seven 3-pointers, as Moore and sophomore Justine Pissott each hit a pair of trifectas. The Aggies outbounded the Commodores, 39-31, but Vandy held a 12-4 edge in second chance opportunities.

Game 27 - Tennessee - L, 61-86

| Tennessee - 86 | | | | | | | | | | | | | Vanderbilt - 61 | | | | | | | | | | | | |
|--------------------|----------------------|-------|-------|-------|-------|----------|-------|----|----|----|----|--------|--------------------|-----------------|-----------------|-----------------|-----------------|-----|--|--|--|--|--|--|--|
| Record: 16-9 (6-7) | | | | | | | | | | | | | Record: 19-8 (6-7) | | | | | | | | | | | | |
| NO. | Name | Min | FG | 3P | FT | Rebounds | Fouls | TP | AS | TO | ST | Blocks | ± | 1 st | 2 nd | 3 rd | 4 th | TOT | | | | | | | |
| | | | M/A | M/A | M/A | OR | DR | FF | | | | BS | BA | | | | | | | | | | | | |
| 1 | Sara Puckett | F | 23:43 | 1-6 | 0-3 | 2-2 | 1 | 3 | 4 | 2 | 2 | 4 | 2 | 1 | 0 | 0 | 0 | 10 | | | | | | | |
| 2 | Rickesa Jackson | F | 29:53 | 11-15 | 2-3 | 0-1 | 2 | 5 | 7 | 4 | 1 | 24 | 4 | 1 | 1 | 0 | 0 | 12 | | | | | | | |
| 20 | Tamar Key | G | 21:40 | 2-3 | 0-0 | 0-2 | 2 | 3 | 5 | 4 | 4 | 1 | 2 | 0 | 2 | 1 | 1 | 11 | | | | | | | |
| 0 | Jewel Spear | G | 31:08 | 5-10 | 3-6 | 3-3 | 1 | 3 | 4 | 1 | 2 | 16 | 1 | 1 | 1 | 0 | 0 | 20 | | | | | | | |
| 15 | Jasmine Powell | G | 29:39 | 3-4 | 1-2 | 5-6 | 0 | 5 | 5 | 0 | 6 | 12 | 3 | 3 | 0 | 0 | 0 | 15 | | | | | | | |
| 21 | Tess Darby | 21:57 | 3-7 | 3-6 | 0-0 | 0 | 2 | 2 | 2 | 0 | 9 | 0 | 1 | 0 | 0 | 1 | 0 | 20 | | | | | | | |
| 53 | Jillian Hollingshead | 19:05 | 2-7 | 0-0 | 0-0 | 0 | 2 | 2 | 1 | 0 | 4 | 1 | 2 | 0 | 0 | 0 | 13 | | | | | | | | |
| 5 | Kaya Wynn | 18:51 | 3-5 | 0-0 | 1-2 | 4 | 6 | 0 | 2 | 7 | 1 | 0 | 0 | 0 | 0 | 0 | 5 | | | | | | | | |
| 11 | Karoline Sirgin | 03:41 | 0-1 | 0-1 | 2-2 | 0 | 1 | 1 | 0 | 2 | 2 | 0 | 0 | 0 | 0 | 0 | 1 | | | | | | | | |
| 13 | Avery Strickland | 01:25 | 1-1 | 0-0 | 2-2 | 0 | 1 | 1 | 0 | 4 | 0 | 0 | 0 | 0 | 0 | 0 | 4 | | | | | | | | |
| 12 | Edie Darby | 00:58 | 0-0 | 0-0 | 0-0 | 0 | 0 | 0 | 0 | 0 | 0 | 0 | 0 | 0 | 0 | 0 | 0 | 4 | | | | | | | |
| Team | | | | | | 3 | 1 | 4 | 0 | 0 | 0 | 0 | 0 | 0 | 0 | 0 | 0 | 0 | | | | | | | |
| Totals | | | 31-59 | 9-21 | 15-20 | 11 | 32 | 43 | 12 | 21 | 88 | 15 | 12 | 3 | 2 | 25 | | | | | | | | | |

NASHVILLE, Tenn. – The Vanderbilt women's basketball team got a 25-point performance from junior Iyana Moore against Tennessee on Sunday, but her efforts couldn't lift the Commodores past a hot-shooting Lady Volunteers squad, as the Dores dropped an 86-61 decision at Memorial Gymnasium.

Moore scored a game-high 25 points to lead a trio of double-digit scorers for Vanderbilt. The Murfreesboro, Tennessee, native hit a team-best three 3-point field goals, as Moore recorded her sixth game with 20 or more points this season. The junior averaged 22.0 points per game in a pair of regular season contests against the Lady Vols.

Graduate student Jordyn Cambridge followed Moore's performance with a 14-point effort. The point guard dished out a game-high six assists and pulled down six rebounds. Cambridge's six assists against Tennessee brings her career total to 409, as she is now one helper away from breaking into the top 10 on Vanderbilt's all-time assist list. Junior Sacha Washington nearly had a double-double, as she scored 13 points and grabbed a game-high eight rebounds.

Vanderbilt shot 32.9 percent from the floor against Tennessee, while the Lady Vols made 52.5 percent of their shots. The Dores collected seven steals as a team. Cambridge and freshman Khamil Pierre each registered a game-high three steals.





GAME RECAPS

Game 28 - at Arkansas - W, 62-53

| Vanderbilt - 62 | | | | | | | | | | | | | | Arkansas - 53 | | | | | | | | | | | | | | | | | | |
|--|------------------|---------|------|-------|------|----------|-------|----|----|----|----|--------|----|--------------------------|-----|-----------------|-----------------|------|-------|-------|----------|-------|----|----|----|----|--------|----|--------------------|--|--|--|
| Record: 20-8 (7-7) | | | | | | | | | | | | | | Record: 19-11 (6-8) | | | | | | | | | | | | | | | | | | |
| NO. | Name | Min | FG | 3P | FT | Rebounds | Fouls | TP | AS | TO | ST | Blocks | ± | Shooting By Period | NO. | Name | Min | FG | 3P | FT | Rebounds | Fouls | TP | AS | TO | ST | Blocks | ± | Shooting By Period | | | |
| | | | M.A. | M.A. | M.A. | OR | DR | PF | FD | | | BS | BA | | | | | | | | OR | DR | PF | FD | | | BS | BA | | | | |
| 12 | Khamil Pierre | 18:02 | 1-5 | 0-0 | 6-6 | 2 | 4 | 3 | 3 | 8 | 0 | 2 | 0 | 0 | 3 | 1 st | FG% | 3.17 | 17.6% | | | | | | | | | | | | | |
| 35 | Sacha Washington | F 26:59 | 5-10 | 0-0 | 1-1 | 4 | 4 | 8 | 2 | 2 | 11 | 1 | 4 | 0 | 0 | 2 | FG% | 5.5 | 100% | | | | | | | | | | | | | |
| 3 | Jordyn Cambridge | G 36:37 | 0-12 | 0-6 | 1-2 | 2 | 6 | 8 | 4 | 2 | 1 | 4 | 2 | 4 | 0 | 18 | 2 nd | FG% | 3.15 | 20.0% | | | | | | | | | | | | |
| 13 | Justine Pissott | G 21:41 | 3-5 | 1-1 | 0-0 | 0 | 5 | 5 | 4 | 2 | 7 | 0 | 1 | 0 | 0 | 10 | 3 rd | FG% | 2.10 | 20.0% | | | | | | | | | | | | |
| 23 | Iyana Moore | G 36:10 | 2-10 | 1-2 | 5-6 | 0 | 6 | 6 | 3 | 2 | 10 | 5 | 3 | 1 | 1 | 11 | 4 th | FG% | 5-11 | 45.5% | | | | | | | | | | | | |
| 5 | Ryanne Allen | 14:05 | 2-4 | 1-3 | 3-3 | 1 | 1 | 2 | 0 | 1 | 8 | 0 | 0 | 1 | 0 | -3 | | | | | | | | | | | | | | | | |
| 24 | Aga Makurat | 06:09 | 0-2 | 0-2 | 0-0 | 1 | 1 | 2 | 1 | 0 | 0 | 2 | 0 | 0 | 0 | -1 | | | | | | | | | | | | | | | | |
| 21 | Bella LaChance | 32:13 | 0-2 | 0-1 | 0-0 | 0 | 0 | 0 | 0 | 0 | 0 | 0 | 0 | 0 | 0 | -8 | | | | | | | | | | | | | | | | |
| 11 | Jordyn Oliver | 26:15 | 5-7 | 0-0 | 2-3 | 1 | 5 | 6 | 3 | 3 | 12 | 0 | 2 | 0 | 0 | 13 | | | | | | | | | | | | | | | | |
| 14 | Aiyana Mitchell | 01:45 | 1-1 | 0-0 | 0-0 | 0 | 0 | 0 | 0 | 0 | 2 | 0 | 0 | 0 | 0 | 2 | | | | | | | | | | | | | | | | |
| 2 | Jada Brown | 08:04 | 1-1 | 1-1 | 0-0 | 0 | 0 | 0 | 0 | 0 | 3 | 0 | 0 | 0 | 0 | -2 | | | | | | | | | | | | | | | | |
| Team | | | 0 | | 3 | | 3 | | 0 | | 0 | | 0 | | 0 | | | | | | | | | | | | | | | | | |
| Totals | | 20:59 | 4:16 | 18:21 | 11 | 35 | 46 | 20 | 15 | 62 | 10 | 16 | 6 | 1 | 1 | 9 | | | | | | | | | | | | | | | | |
| Technical Fouls: Pierre 3 rd ; 5 th ; 15 th ; Pierre 3 rd ; 14 th | | | | | | | | | | | | | | Dead Ball Rebounds: 2, 0 | | | | | | | | | | | | | | | | | | |

| VANDY | | | | | | | | | | | | | | ARK | | | | | | | | | | | | | |
|---------------|-----|-----|-----|-----|-----|-------|-----|-----|-----|-----|-----|-------|-----|---------------|-----|-----|-----|--|--|--|--|--|--|--|--|--|--|
| Points from | | | | | | | | | | | | | | Points from | | | | | | | | | | | | | |
| Paint | 1st | 2nd | 3rd | 4th | TOT | Paint | 1st | 2nd | 3rd | 4th | TOT | Paint | 1st | 2nd | 3rd | 4th | TOT | | | | | | | | | | |
| 13 | 15 | 15 | 15 | 15 | 62 | 13 | 15 | 15 | 15 | 15 | 63 | 13 | 15 | 15 | 15 | 15 | 63 | | | | | | | | | | |
| Second Chance | | | | | | | | | | | | | | Second Chance | | | | | | | | | | | | | |
| 14 | | | | | | | | | | | | | | 5 | | | | | | | | | | | | | |
| Fast Breaks | | | | | | | | | | | | | | Fast Breaks | | | | | | | | | | | | | |
| 6 | | | | | | | | | | | | | | 1 | | | | | | | | | | | | | |
| Bench | | | | | | | | | | | | | | Bench | | | | | | | | | | | | | |
| 25 | | | | | | | | | | | | | | 15 | | | | | | | | | | | | | |

FAYETTEVILLE, Ark. – The Vanderbilt women's basketball team collected a clutch 62-53 road win at Arkansas on Sunday to give the Commodores their 20th victory of the 2023-24 season.

The Commodores had to overcome a slow start that saw them shoot 18.8 percent through the first two quarters of play. The Does shot a blistering 51.9 percent in the second half to seal the nine-point victory. Vanderbilt converted at the free throw line, as the Does shot 86 percent from the free throw line in the win, hitting 18-of-21 from the charity stripe.

Graduate student Jordyn Oliver led a trio of double-digit scorers for the Commodores, as she registered 12 points. Juniors Sacha Washington and Iyana Moore followed. Washington scored 11 points to go along with eight rebounds, while Moore tallied 10 points. Vanderbilt had six players score seven or more points against Arkansas.

The victory over Arkansas gave the Commodores their 20th win of the season, as Vanderbilt is now 20-8 overall this season. It is the first time since the 2012-13 season that Vandy has won 20 games in a season. Meanwhile, the Does get back to .500 in SEC play, as Vanderbilt now holds a 7-7 mark in league games.

Vandy was plus-15 on the glass against the Razorbacks, as the Does held a 46-31 edge over Arkansas in rebounds. Washington and graduate student Jordyn Cambridge pulled down eight rebounds a piece.

Cambridge dished out a game-high four assists, as she moved into the top 10 of Vanderbilt's career assists lists. Cambridge now sits in 10th place on the list, as she now has 413 career assists.

Game 29 - at Missouri - W, 68-61

| Vanderbilt - 68 | | | | | | | | | | | | | | Missouri - 61 | | | | | | | | | | | | | | | | | |
|-----------------------|------------------|---------|------|-------|------|----------|-------|----|----|----|----|--------|----|--------------------------|-----|------|-----------------|-----|------|-------|----------|-------|----|----|----|----|--------|----|--------------------|--|--|
| Record: 21-8 (8-7) | | | | | | | | | | | | | | Record: 11-17 (2-13) | | | | | | | | | | | | | | | | | |
| NO. | Name | Min | FG | 3P | FT | Rebounds | Fouls | TP | AS | TO | ST | Blocks | ± | Shooting By Period | NO. | Name | Min | FG | 3P | FT | Rebounds | Fouls | TP | AS | TO | ST | Blocks | ± | Shooting By Period | | |
| | | | M.A. | M.A. | M.A. | OR | DR | PF | FD | | | BS | BA | | | | | | | | OR | DR | PF | FD | | | BS | BA | | | |
| 12 | Khamil Pierre | F 23:23 | 3-9 | 0-0 | 4-4 | 0 | 6 | 6 | 4 | 6 | 10 | 0 | 2 | 0 | 0 | 1 | 1 st | FG% | 7.14 | 50.0% | | | | | | | | | | | |
| 35 | Sacha Washington | F 29:54 | 4-7 | 0-0 | 3-3 | 3 | 3 | 6 | 2 | 3 | 11 | 0 | 3 | 0 | 1 | 15 | 2 nd | FG% | 2.6 | 33.3% | | | | | | | | | | | |
| 3 | Jordyn Cambridge | G 40:00 | 2-10 | 0-5 | 2-4 | 1 | 1 | 2 | 2 | 5 | 6 | 8 | 4 | 4 | 0 | 7 | 3 rd | FG% | 7.19 | 36.8% | | | | | | | | | | | |
| 13 | Justine Pissott | G 21:25 | 4-7 | 4-5 | 0-0 | 0 | 2 | 2 | 2 | 1 | 12 | 0 | 2 | 2 | 0 | 11 | 4 th | FG% | 4.11 | 36.4% | | | | | | | | | | | |
| 23 | Iyana Moore | G 39:41 | 5-13 | 3-10 | 2-2 | 3 | 6 | 9 | 3 | 3 | 15 | 1 | 0 | 1 | 0 | 8 | | | | | | | | | | | | | | | |
| 11 | Jordyn Oliver | 23:12 | 4-5 | 0-0 | 0-0 | 3 | 0 | 3 | 1 | 1 | 8 | 1 | 2 | 1 | 0 | 5 | | | | | | | | | | | | | | | |
| 24 | Aga Makurat | 11:13 | 1-5 | 1-4 | 0-0 | 0 | 3 | 3 | 1 | 0 | 3 | 0 | 1 | 0 | 0 | 3 | | | | | | | | | | | | | | | |
| 5 | Ryanne Allen | 04:38 | 1-2 | 1-1 | 0-0 | 0 | 1 | 1 | 0 | 0 | 3 | 0 | 0 | 0 | 0 | -8 | | | | | | | | | | | | | | | |
| 2 | Jada Brown | 06:34 | 0-3 | 0-2 | 0-0 | 1 | 0 | 1 | 0 | 0 | 2 | 0 | 0 | 0 | 0 | -7 | | | | | | | | | | | | | | | |
| Team | | | 2 | | 3 | | 5 | | 0 | | 0 | | 0 | | 0 | | | | | | | | | | | | | | | | |
| Totals | | 24:41 | 9:27 | 11:13 | 13 | 25 | 38 | 15 | 19 | 68 | 12 | 14 | 8 | 1 | 1 | 7 | | | | | | | | | | | | | | | |
| Technical Fouls: NONE | | | | | | | | | | | | | | Dead Ball Rebounds: 2, 0 | | | | | | | | | | | | | | | | | |

| Vandy | | | | | | | | | | | | | | Missou | | | | | | | | | | | | | |
|---------------|-----|-----|-----|-----|-----|-------|-----|-----|-----|-----|-----|-------|-----|---------------|-----|-----|-----|--|--|--|--|--|--|--|--|--|--|
| Points from | | | | | | | | | | | | | | Points from | | | | | | | | | | | | | |
| Paint | 1st | 2nd | 3rd | 4th | TOT | Paint | 1st | 2nd | 3rd | 4th | TOT | Paint | 1st | 2nd | 3rd | 4th | TOT | | | | | | | | | | |
| 17 | 11 | 11 | 11 | 11 | 61 | 17 | 11 | 11 | 11 | 11 | 61 | 17 | 11 | 11 | 11 | 11 | 61 | | | | | | | | | | |
| Second Chance | | | | | | | | | | | | | | Second Chance | | | | | | | | | | | | | |
| 19 | | | | | | | | | | | | | | 4 | | | | | | | | | | | | | |
| Fast Breaks | | | | | | | | | | | | | | Fast Breaks | | | | | | | | | | | | | |
| 9 | | | | | | | | | | | | | | 6 | | | | | | | | | | | | | |
| Bench | | | | | | | | | | | | | | Bench | | | | | | | | | | | | | |
| 14 | | | | | | | | | | | | | | 11 | | | | | | | | | | | | | |

COLUMBIA, Mo. – The Vanderbilt women's basketball team collected a 68-61 victory at Missouri to pick up a program record sixth SEC road win this season.

The Commodores had to withstand a Missouri rally in the third quarter, as the Tiger erased a 10-point Vanderbilt lead in the stanza. Trailing by a point going into the fourth quarter, the Does opened the final frame on an 11-2 run to take a 58-50 lead with three minutes left to play. Vandy hit six free throws over the final minute of play to secure the seven-point victory.

Junior Iyana Moore led a quartet of double-digit scorers for the Commodores, as she registered 15 points to extend her double-digit scoring streak to three games. Sophomore Justine Pissott collected 12 points in the win, while junior Sacha Washington tallied 11 points. Freshman Khamil Pierre rounded out the group with her 10-point performance.

The win pushes Vandy's overall record to 21-8 on the year, while the Commodores improve to 8-7 in SEC play.

Vanderbilt shot 39.3 percent in the win and outrebounded the Tigers, 38-30, led by Moore's career-high nine caroms. The Does' performance on the glass allowed Vanderbilt to hold a 19-6 edge in second chance points. The Commodores also hit nine 3-pointers in the win, as Pissott paced the team with four makes from behind the arc, while Moore drilled three trifectas.