



Officials: Don Daily, Steven Anderson, Rob Rorke

Kentucky - 109

Record: 16-6 (6-4)

| NO. | Name | Min | FG | | | 3P | | | FT | | | Rebounds | | | Fouls | | TP | AS | TO | ST | Blocks | | +/- |
|---------------|------------------|---------|-------|-------|-------|----|----|-----|----|----|-----|----------|-----|----|-------|----|----|----|----|----|--------|----|-----|
| | | | M-A | M-A | M-A | OR | DR | TOT | PF | FD | OR | DR | TOT | BS | BA | | | | | | | | |
| 33 | Ugonna Onyenso | F 15:12 | 1-4 | 0-0 | 0-0 | 4 | 2 | 6 | 2 | 0 | 2 | 1 | 2 | 1 | 0 | 0 | 2 | 1 | 2 | 1 | 0 | 0 | 5 |
| 1 | Justin Edwards | G 19:36 | 5-10 | 1-3 | 6-6 | 0 | 0 | 0 | 3 | 2 | 17 | 3 | 1 | 2 | 0 | 1 | 12 | 3 | 1 | 2 | 0 | 1 | 12 |
| 3 | Adou Thiero | G 18:26 | 2-5 | 0-0 | 0-0 | 1 | 3 | 4 | 1 | 0 | 4 | 2 | 0 | 1 | 0 | 21 | 2 | 0 | 1 | 0 | 1 | 21 | |
| 12 | Antonio Reeves | G 31:01 | 9-16 | 6-9 | 0-0 | 1 | 5 | 6 | 1 | 0 | 24 | 2 | 0 | 1 | 1 | 22 | 2 | 0 | 1 | 1 | 1 | 22 | |
| 15 | Reed Sheppard | G 36:22 | 2-6 | 2-5 | 0-0 | 0 | 5 | 5 | 3 | 0 | 6 | 3 | 4 | 5 | 1 | 35 | 3 | 4 | 5 | 1 | 1 | 35 | |
| 0 | Rob Dillingham | 29:35 | 7-12 | 4-5 | 2-2 | 0 | 3 | 3 | 2 | 2 | 20 | 9 | 1 | 0 | 0 | 29 | 9 | 1 | 0 | 0 | 1 | 29 | |
| 2 | Aaron Bradshaw | 18:32 | 4-7 | 0-1 | 4-4 | 3 | 4 | 7 | 1 | 4 | 12 | 0 | 0 | 0 | 0 | 24 | 0 | 0 | 0 | 0 | 0 | 24 | |
| 44 | Zvonimir Ivisic | 12:02 | 5-7 | 1-1 | 0-0 | 6 | 1 | 7 | 5 | 0 | 11 | 2 | 3 | 0 | 1 | 11 | 2 | 3 | 0 | 1 | 0 | 11 | |
| 23 | Jordan Burks | 15:10 | 6-6 | 1-1 | 0-0 | 0 | 5 | 5 | 1 | 1 | 13 | 0 | 1 | 0 | 0 | 0 | 0 | 1 | 0 | 0 | 0 | 0 | |
| 20 | Joey Hart | 02:16 | 0-0 | 0-0 | 0-0 | 0 | 0 | 0 | 0 | 0 | 0 | 0 | 0 | 0 | 0 | 0 | 0 | 0 | 0 | 0 | 0 | 1 | |
| 13 | Grant Darbyshire | 00:37 | 0-0 | 0-0 | 0-0 | 0 | 0 | 0 | 0 | 0 | 0 | 0 | 0 | 0 | 0 | 0 | 0 | 0 | 0 | 0 | 0 | 0 | |
| 14 | Brennan Canada | 00:37 | 0-0 | 0-0 | 0-0 | 0 | 1 | 1 | 0 | 0 | 0 | 0 | 0 | 0 | 0 | 0 | 0 | 0 | 0 | 0 | 0 | 0 | |
| 25 | Kareem Watkins | 00:37 | 0-1 | 0-1 | 0-0 | 0 | 0 | 0 | 0 | 0 | 0 | 0 | 0 | 0 | 0 | 0 | 0 | 0 | 0 | 0 | 0 | 0 | |
| Team | | | | | | 3 | 3 | 6 | | | 0 | | | 0 | | | | | | | | | |
| Totals | | | 41-74 | 15-26 | 12-12 | 18 | 32 | 50 | 19 | 9 | 109 | 22 | 12 | 10 | 3 | 5 | 32 | | | | | | |

| Shooting By Period | | |
|---------------------|-------|--------|
| 1 st FG% | 21-36 | 58.3% |
| 3PT% | 10-14 | 71.4% |
| FT% | 2-2 | 100% |
| 2 nd FG% | 20-38 | 52.6% |
| 3PT% | 5-12 | 41.7% |
| FT% | 10-10 | 100% |
| GM FG% | 41-74 | 55.4% |
| 3PT% | 15-26 | 57.7% |
| FT% | 12-12 | 100.0% |

Dead Ball Rebounds: 0, 0

Technical Fouls::NONE

Vanderbilt - 77

Record: 6-16 (1-8)

| NO. | Name | Min | FG | | | 3P | | | FT | | | Rebounds | | | Fouls | | TP | AS | TO | ST | Blocks | | +/- |
|---------------|-----------------------|---------|-------|-------|-------|----|----|-----|----|----|----|----------|-----|----|-------|---|-----|----|----|----|--------|---|-----|
| | | | M-A | M-A | M-A | OR | DR | TOT | PF | FD | OR | DR | TOT | BS | BA | | | | | | | | |
| 2 | Ven-Allen Lubin | F 27:13 | 2-5 | 0-2 | 4-5 | 2 | 3 | 5 | 0 | 5 | 8 | 0 | 1 | 0 | 1 | 0 | -28 | 0 | 1 | 0 | 1 | 0 | -28 |
| 0 | Tyrin Lawrence | G 28:36 | 2-6 | 1-4 | 5-6 | 0 | 2 | 2 | 0 | 3 | 10 | 2 | 4 | 1 | 1 | 0 | -33 | 2 | 4 | 1 | 1 | 0 | -33 |
| 5 | Ezra Manjon | G 28:33 | 4-12 | 0-1 | 6-9 | 2 | 1 | 3 | 0 | 5 | 14 | 9 | 3 | 2 | 1 | 1 | -21 | 9 | 3 | 2 | 1 | 1 | -21 |
| 10 | Jordan Williams | G 06:41 | 0-0 | 0-0 | 0-0 | 0 | 0 | 0 | 1 | 0 | 0 | 0 | 0 | 0 | 0 | 0 | -7 | 0 | 0 | 0 | 0 | 0 | -7 |
| 12 | Evan Taylor | G 21:25 | 7-14 | 5-8 | 1-3 | 4 | 1 | 5 | 1 | 1 | 20 | 0 | 1 | 0 | 1 | 0 | -22 | 0 | 1 | 0 | 1 | 0 | -22 |
| 4 | Isaiah West | 12:38 | 0-3 | 0-2 | 0-0 | 0 | 0 | 0 | 0 | 0 | 0 | 1 | 0 | 0 | 0 | 1 | -2 | 1 | 0 | 0 | 0 | 1 | -2 |
| 21 | Tasos Kamateros | 12:53 | 2-4 | 2-4 | 0-0 | 0 | 0 | 0 | 1 | 0 | 6 | 0 | 0 | 0 | 0 | 0 | 1 | 0 | 0 | 0 | 0 | 1 | |
| 23 | Jason Rivera-Torres | 14:39 | 0-8 | 0-6 | 2-2 | 1 | 3 | 4 | 1 | 3 | 2 | 1 | 0 | 1 | 1 | 1 | -17 | 1 | 0 | 1 | 1 | 1 | -17 |
| 3 | Paul Lewis | 17:22 | 2-5 | 1-4 | 3-3 | 0 | 0 | 0 | 1 | 1 | 8 | 0 | 1 | 0 | 0 | 0 | -15 | 0 | 1 | 0 | 0 | 0 | -15 |
| 24 | JaQualon "JQ" Roberts | 15:22 | 2-3 | 2-2 | 0-0 | 0 | 1 | 1 | 2 | 0 | 6 | 0 | 1 | 1 | 0 | 0 | -12 | 0 | 1 | 1 | 0 | 0 | -12 |
| 13 | Malik Presley | 11:31 | 1-2 | 0-1 | 1-2 | 2 | 2 | 4 | 1 | 1 | 3 | 1 | 0 | 0 | 0 | 0 | -1 | 1 | 0 | 0 | 0 | 0 | -1 |
| 35 | Carter Lang | 03:07 | 0-0 | 0-0 | 0-0 | 1 | 0 | 1 | 1 | 0 | 0 | 0 | 0 | 0 | 0 | 0 | -3 | 0 | 0 | 0 | 0 | 0 | -3 |
| Team | | | | | | 1 | 2 | 3 | | | 0 | | | 1 | | | | | | | | | |
| Totals | | | 22-62 | 11-34 | 22-30 | 13 | 15 | 28 | 10 | 19 | 77 | 14 | 12 | 5 | 5 | 3 | -32 | | | | | | |

| Shooting By Period | | |
|---------------------|-------|-------|
| 1 st FG% | 13-34 | 38.2% |
| 3PT% | 5-16 | 31.3% |
| FT% | 7-11 | 63.6% |
| 2 nd FG% | 9-28 | 32.1% |
| 3PT% | 6-18 | 33.3% |
| FT% | 15-19 | 78.9% |
| GM FG% | 22-62 | 35.5% |
| 3PT% | 11-34 | 32.4% |
| FT% | 22-30 | 73.3% |

Dead Ball Rebounds: 3, 0

Technical Fouls:Coach 2nd7:40

| | UK | Vandy |
|-------------------------|---------------------------|---------------------------|
| Biggest lead | 33 (2 nd 1:30) | 0 (1 st 20:00) |
| Best Scoring Run | 8 (1 st 14:23) | 5 (1 st 4:47) |
| Lead Changes | 0 | |
| Times Tied | 0 | |
| Time with Lead | 39:41 | 00:00 |

| | UK | Vandy |
|----------------------|----|-------|
| Points from | | |
| Turnovers | 21 | 14 |
| Paint | 48 | 14 |
| Second Chance | 26 | 14 |
| Fast Breaks | 30 | 6 |
| Bench | 56 | 25 |

| | Period by Period Scoring | | |
|--------------|--------------------------|-----|-----|
| | 1st | 2nd | TOT |
| UK | 54 | 55 | 109 |
| Vandy | 38 | 39 | 77 |



Period 1

Quarter Starters:

| | | | | | |
|--------------|--------------|------------|-------------|---------------|--------------|
| Vandy | 0 Lawrence T | 2 Lubin V | 5 Manjon E | 10 Williams J | 12 Taylor E |
| UK | 1 Edwards J | 3 Thiero A | 12 Reeves A | 15 Sheppard R | 33 Onyenso U |

| Game Time | Vandy | Score | Diff | UK |
|-----------|--|-------------|-----------|--|
| 20:00 | 2 LUBIN V jumpball lost | | | 33 ONYENSO U jumpball won |
| 19:41 | | 0-2 | -2 | 12 REEVES A 2pt FG outside the paint, pull up jump shot made (2) |
| 19:09 | 5 MANJON E 2pt FG outside the paint, pull up jump shot missed | | | |
| 19:03 | 12 TAYLOR E offensive rebound (1) | | | |
| 19:03 | 12 TAYLOR E 2pt FG second chance in the paint, layup missed | | | |
| 19:02 | | | | 33 ONYENSO U defensive rebound (1) |
| 18:55 | | | | 12 REEVES A 2pt FG in the paint, layup missed |
| 18:53 | | | | 33 ONYENSO U offensive rebound (2) |
| 18:50 | | 0-5 | -5 | 1 EDWARDS J 3pt FG second chance, jump shot made (3) |
| 18:50 | | | | 15 SHEPPARD R assist (1) |
| 18:28 | 2 LUBIN V 3pt FG , jump shot missed | | | |
| 18:26 | | | | 15 SHEPPARD R defensive rebound (1) |
| 18:02 | | | | 1 EDWARDS J 3pt FG , jump shot missed |
| 17:59 | 12 TAYLOR E defensive rebound (2) | | | |
| 17:50 | 5 MANJON E 2pt FG in the paint, driving layup made (2) | 2-5 | -3 | |
| 17:27 | | | | 3 THIERO A 2pt FG outside the paint, pull up jump shot missed |
| 17:24 | 0 LAWRENCE T defensive rebound (1) | | | |
| 17:18 | 5 MANJON E 3pt FG , jump shot missed | | | |
| 17:17 | | | | defensive rebound (4) |
| 17:17 | | | | 1 EDWARDS J substitution out |
| 17:17 | | | | 0 DILLINGHAM R substitution in |
| 17:03 | | | | 33 ONYENSO U turnover lost ball (1) |
| 16:58 | 5 MANJON E 2pt FG from turnover in the paint, layup blocked | | | |
| 16:58 | | | | 15 SHEPPARD R block (1) |
| 16:58 | offensive rebound (4) | | | |
| 16:55 | 12 TAYLOR E 3pt FG from turnover second chance, jump shot missed | | | |
| 16:53 | | | | 12 REEVES A defensive rebound (1) |
| 16:49 | | 2-7 | -5 | 3 THIERO A 2pt FG fast break in the paint, alleyoop made (2) |
| 16:49 | | | | 12 REEVES A assist (1) |
| 16:33 | 12 TAYLOR E 3pt FG , jump shot made (3) | 5-7 | -2 | |
| 16:33 | 5 MANJON E assist (1) | | | |
| 16:18 | | 5-9 | -4 | 12 REEVES A 2pt FG in the paint, pull up jump shot made (4) |
| 15:59 | 12 TAYLOR E 3pt FG , jump shot made (6) | 8-9 | -1 | |
| 15:59 | 5 MANJON E assist (2) | | | |
| 15:37 | | | | 33 ONYENSO U 2pt FG in the paint, dunk, missed |
| 15:32 | | | | 33 ONYENSO U offensive rebound (3) |
| 15:30 | | 8-12 | -4 | 0 DILLINGHAM R 3pt FG second chance, jump shot made (3) |
| 15:30 | | | | 33 ONYENSO U assist (1) |
| 15:17 | 12 TAYLOR E 2pt FG outside the paint, pull up jump shot missed | | | |
| 15:15 | | | | 12 REEVES A defensive rebound (2) |
| 15:09 | | 8-15 | -7 | 0 DILLINGHAM R 3pt FG fast break, jump shot made (6) |



Official Basketball Play by Play - First Half
Kentucky at Vanderbilt
 02/06/24 Memorial Gymnasium, Nashville, Tenn.
 Vanderbilt vs. Kentucky

Game Time: 7:30 PM
Game Duration: 1:58
Attendance: 11,678

Officials: Don Daily, Steven Anderson, Rob Rorke

| Game Time | Vandy | Score | Diff | UK |
|-----------|---|--------------|------------|---|
| 15:09 | | | | 12 REEVES A assist (2) |
| 14:50 | 0 LAWRENCE T turnover bad pass (1) | | | 33 ONYENSO U steal (1) |
| 14:38 | 10 WILLIAMS J foul personal (1 - 1) | | | 0 DILLINGHAM R foul drawn (1) |
| 14:38 | Timeout media | | | |
| 14:38 | 10 WILLIAMS J substitution out | | | |
| 14:38 | 4 WEST I substitution in | | | |
| 14:38 | | | | 3 THIERO A substitution out |
| 14:38 | | | | 33 ONYENSO U substitution out |
| 14:38 | | | | 2 BRADSHAW A substitution in |
| 14:38 | | | | 44 IVISIC Z substitution in |
| 14:38 | | | | 2 BRADSHAW A 3pt FG from turnover, jump shot missed |
| 14:34 | | | | 44 IVISIC Z offensive rebound (1) |
| 14:32 | | | | 44 IVISIC Z 2pt FG from turnover second chance in the paint, layup missed |
| 14:23 | | | | 2 BRADSHAW A offensive rebound (1) |
| 14:23 | | 8-17 | -9 | 2 BRADSHAW A 2pt FG from turnover second chance in the paint, layup made (2) |
| 14:05 | 2 LUBIN V foul drawn (1) | | | 44 IVISIC Z foul personal (1 - 1) |
| 13:48 | 5 MANJON E 2pt FG outside the paint, step back jump shot made (4) | 10-17 | -7 | |
| 13:28 | | 10-20 | -10 | 0 DILLINGHAM R 3pt FG , jump shot made (9) |
| 13:10 | 5 MANJON E turnover bad pass (1) | | | 15 SHEPPARD R steal (1) |
| 13:03 | | | | 15 SHEPPARD R turnover bad pass (1) |
| 13:03 | 0 LAWRENCE T substitution out | | | |
| 13:03 | 12 TAYLOR E substitution out | | | |
| 13:03 | 21 KAMATEROS T substitution in | | | |
| 13:03 | 23 RIVERA-TORRES J substitution in | | | |
| 13:03 | | | | 12 REEVES A substitution out |
| 13:03 | | | | 1 EDWARDS J substitution in |
| 12:54 | 23 RIVERA-TORRES J 3pt FG from turnover, jump shot missed | | | |
| 12:51 | 2 LUBIN V offensive rebound (1) | | | |
| 12:48 | 2 LUBIN V 2pt FG from turnover second chance outside the paint, turnaround jump shot made (2) | 12-20 | -8 | |
| 12:37 | | | | 2 BRADSHAW A 2pt FG outside the paint, pull up jump shot missed |
| 12:35 | | | | 44 IVISIC Z offensive rebound (2) |
| 12:33 | | 12-22 | -10 | 44 IVISIC Z 2pt FG second chance outside the paint, turnaround jump shot made (2) |
| 12:11 | 21 KAMATEROS T 3pt FG , jump shot made (3) | 15-22 | -7 | |
| 12:11 | 5 MANJON E assist (3) | | | |
| 11:59 | | 15-25 | -10 | 44 IVISIC Z 3pt FG , jump shot made (5) |
| 11:59 | | | | 1 EDWARDS J assist (1) |
| 11:38 | 2 LUBIN V foul drawn (2) | | | 44 IVISIC Z foul personal (2 - 2) |
| 11:38 | Timeout media | | | |
| 11:38 | 5 MANJON E substitution out | | | |
| 11:38 | 3 LEWIS P substitution in | | | |
| 11:38 | | | | 2 BRADSHAW A substitution out |
| 11:38 | | | | 15 SHEPPARD R substitution out |
| 11:38 | | | | 44 IVISIC Z substitution out |
| 11:38 | | | | 3 THIERO A substitution in |
| 11:38 | | | | 12 REEVES A substitution in |



Official Basketball Play by Play - First Half

Kentucky at Vanderbilt

02/06/24 Memorial Gymnasium, Nashville, Tenn.
Vanderbilt vs. Kentucky

Game Time: 7:30 PM
Game Duration: 1:58
Attendance: 11,678

Officials: Don Daily, Steven Anderson, Rob Rorke

| Game Time | Vandy | Score | Diff | UK |
|-----------|--|--------------|------------|--|
| 11:38 | | | | 33 ONYENSO U substitution in |
| 11:26 | 23 RIVERA-TORRES J foul drawn (1) | | | 33 ONYENSO U foul shooting (1 - 3) |
| 11:26 | 23 RIVERA-TORRES J free throw 1 - 2 made (1) | 16-25 | -9 | |
| 11:26 | 23 RIVERA-TORRES J free throw 2 - 2 made (2) | 17-25 | -8 | |
| 11:09 | | 17-28 | -11 | 12 REEVES A 3pt FG , jump shot made (7) |
| 11:09 | | | | 0 DILLINGHAM R assist (1) |
| 10:51 | 21 KAMATEROS T 3pt FG , jump shot missed | | | |
| 10:47 | | | | 0 DILLINGHAM R defensive rebound (1) |
| 10:44 | | 17-30 | -13 | 0 DILLINGHAM R 2pt FG fast break in the paint, driving layup made (11) |
| 10:23 | 2 LUBIN V 2pt FG in the paint, layup made (4) | 19-30 | -11 | |
| 10:23 | 4 WEST I assist (1) | | | |
| 10:23 | 2 LUBIN V foul drawn (3) | | | 1 EDWARDS J foul shooting (1 - 4) |
| 10:23 | 2 LUBIN V free throw 1 - 1 made (5) | 20-30 | -10 | |
| 10:23 | 2 LUBIN V substitution out | | | |
| 10:23 | 24 ROBERTS J substitution in | | | |
| 10:11 | | | | 1 EDWARDS J 2pt FG outside the paint, jump shot blocked |
| 10:11 | 23 RIVERA-TORRES J block (1) | | | |
| 10:08 | 23 RIVERA-TORRES J defensive rebound (1) | | | |
| 09:53 | 4 WEST I 3pt FG , jump shot missed | | | |
| 09:51 | | | | 3 THIERO A defensive rebound (1) |
| 09:45 | | | | 1 EDWARDS J 2pt FG in the paint, pull up jump shot missed |
| 09:43 | 23 RIVERA-TORRES J defensive rebound (2) | | | |
| 09:16 | | | | 1 EDWARDS J substitution out |
| 09:16 | | | | 15 SHEPPARD R substitution in |
| 09:16 | 23 RIVERA-TORRES J 3pt FG , jump shot missed | | | |
| 09:16 | | | | 3 THIERO A defensive rebound (2) |
| 09:04 | 21 KAMATEROS T foul shooting (1 - 2) | | | 0 DILLINGHAM R foul drawn (2) |
| 09:04 | | 20-31 | -11 | 0 DILLINGHAM R free throw 1 - 2 made (12) |
| 09:04 | 4 WEST I substitution out | | | |
| 09:04 | 0 LAWRENCE T substitution in | | | |
| 09:04 | | 20-32 | -12 | 0 DILLINGHAM R free throw 2 - 2 made (13) |
| 08:48 | 24 ROBERTS J turnover bad pass (1) | | | 15 SHEPPARD R steal (2) |
| 08:48 | | | | 33 ONYENSO U substitution out |
| 08:48 | | | | 2 BRADSHAW A substitution in |
| 08:33 | | 20-34 | -14 | 2 BRADSHAW A 2pt FG from turnover in the paint, alleyoop made (4) |
| 08:33 | | | | 0 DILLINGHAM R assist (2) |
| 08:16 | 3 LEWIS P 2pt FG outside the paint, pull up jump shot made (2) | 22-34 | -12 | |
| 08:01 | | | | 12 REEVES A 2pt FG in the paint, layup missed |
| 08:00 | defensive rebound (8) | | | |
| 08:00 | Timeout media | | | |
| 08:00 | 21 KAMATEROS T substitution out | | | |
| 08:00 | 23 RIVERA-TORRES J substitution out | | | |
| 08:00 | 2 LUBIN V substitution in | | | |
| 08:00 | 5 MANJON E substitution in | | | |
| 07:47 | 2 LUBIN V 3pt FG , jump shot missed | | | |
| 07:44 | | | | 0 DILLINGHAM R defensive rebound (2) |
| 07:40 | | 22-37 | -15 | 12 REEVES A 3pt FG fast break, jump shot made (10) |
| 07:40 | | | | 0 DILLINGHAM R assist (3) |



Officials: Don Daily, Steven Anderson, Rob Rorke

| Game Time | Vandy | Score | Diff | UK |
|-----------|--|--------------|------------|--|
| 07:21 | 3 LEWIS P 3pt FG , jump shot missed | | | |
| 07:19 | | | | 3 THIERO A defensive rebound (3) |
| 07:05 | | 22-39 | -17 | 3 THIERO A 2pt FG in the paint, driving layup made (4) |
| 06:51 | 0 LAWRENCE T turnover bad pass (2) | | | 12 REEVES A steal (1) |
| 06:47 | | 22-42 | -20 | 12 REEVES A 3pt FG fast break from turnover, jump shot made (13) |
| 06:47 | | | | 0 DILLINGHAM R assist (4) |
| 06:41 | Timeout 30 Sec | | | |
| 06:41 | 3 LEWIS P substitution out | | | |
| 06:41 | 10 WILLIAMS J substitution in | | | |
| 06:41 | | | | 3 THIERO A substitution out |
| 06:41 | | | | 23 BURKS J substitution in |
| 06:13 | 0 LAWRENCE T 3pt FG , jump shot missed | | | |
| 06:11 | | | | 0 DILLINGHAM R defensive rebound (3) |
| 06:07 | | | | 0 DILLINGHAM R 2pt FG in the paint, driving layup missed |
| 06:03 | 2 LUBIN V defensive rebound (2) | | | |
| 05:59 | 0 LAWRENCE T 2pt FG in the paint, driving layup made (2) | 24-42 | -18 | |
| 05:47 | | 24-45 | -21 | 15 SHEPPARD R 3pt FG , jump shot made (3) |
| 05:22 | 5 MANJON E foul drawn (1) | | | 0 DILLINGHAM R foul shooting (1 - 5) |
| 05:22 | 5 MANJON E free throw 1 - 2 made (5) | 25-45 | -20 | |
| 05:22 | 10 WILLIAMS J substitution out | | | |
| 05:22 | 4 WEST I substitution in | | | |
| 05:22 | | | | 0 DILLINGHAM R substitution out |
| 05:22 | | | | 2 BRADSHAW A substitution out |
| 05:22 | | | | 1 EDWARDS J substitution in |
| 05:22 | | | | 33 ONYENSO U substitution in |
| 05:22 | 5 MANJON E free throw 2 - 2 made (6) | 26-45 | -19 | |
| 05:20 | 24 ROBERTS J steal (1) | | | 15 SHEPPARD R turnover bad pass (2) |
| 05:17 | 24 ROBERTS J 2pt FG from turnover in the paint, driving layup missed | | | |
| 05:09 | | | | defensive rebound (17) |
| 05:09 | | | | 33 ONYENSO U substitution out |
| 05:09 | | | | 44 IVISIC Z substitution in |
| 04:58 | 24 ROBERTS J foul personal (1 - 3) | | | 23 BURKS J foul drawn (1) |
| 04:54 | 5 MANJON E steal (1) | | | 44 IVISIC Z turnover lost ball (1) |
| 04:47 | 24 ROBERTS J 3pt FG from turnover, jump shot made (3) | 29-45 | -16 | |
| 04:47 | 5 MANJON E assist (4) | | | |
| 04:27 | | | | 12 REEVES A 2pt FG in the paint, driving layup missed |
| 04:22 | | | | 44 IVISIC Z offensive rebound (3) |
| 04:22 | | | | 44 IVISIC Z 2pt FG second chance in the paint, layup missed |
| 04:21 | | | | 44 IVISIC Z offensive rebound (4) |
| 04:21 | | 29-47 | -18 | 44 IVISIC Z 2pt FG second chance in the paint, layup made (7) |
| 04:07 | 5 MANJON E foul drawn (2) | | | 44 IVISIC Z foul shooting (3 - 6) |
| 04:07 | 5 MANJON E free throw 1 - 2 made (7) | 30-47 | -17 | |
| 04:07 | 24 ROBERTS J substitution out | | | |
| 04:07 | 12 TAYLOR E substitution in | | | |
| 04:07 | | | | 44 IVISIC Z substitution out |
| 04:07 | | | | 33 ONYENSO U substitution in |
| 04:07 | 5 MANJON E free throw 2 - 2 missed | | | |
| 04:06 | | | | 23 BURKS J defensive rebound (1) |



Kentucky at Vanderbilt

02/06/24 Memorial Gymnasium, Nashville, Tenn.
Vanderbilt vs. Kentucky

Game Time: 7:30 PM
Game Duration: 1:58
Attendance: 11,678

Officials: Don Daily, Steven Anderson, Rob Rorke

| Game Time | Vandy | Score | Diff | UK |
|-----------|--|--------------|------------|---|
| 03:39 | | 30-50 | -20 | 12 REEVES A 3pt FG , jump shot made (16) |
| 03:23 | 4 WEST I 3pt FG , jump shot missed | | | |
| 03:21 | | | | 23 BURKS J defensive rebound (2) |
| 03:12 | | 30-52 | -22 | 23 BURKS J 2pt FG in the paint, floating jump shot made (2) |
| 03:12 | | | | 1 EDWARDS J assist (2) |
| 02:45 | 12 TAYLOR E 2pt FG outside the paint, turnaround jump shot missed | | | |
| 02:42 | | | | 23 BURKS J defensive rebound (3) |
| 02:36 | | | | 23 BURKS J turnover travel (1) |
| 02:36 | Timeout media | | | |
| 02:36 | 2 LUBIN V substitution out | | | |
| 02:36 | 4 WEST I substitution out | | | |
| 02:36 | 13 PRESLEY M substitution in | | | |
| 02:36 | 21 KAMATEROS T substitution in | | | |
| 02:36 | | | | 1 EDWARDS J substitution out |
| 02:36 | | | | 0 DILLINGHAM R substitution in |
| 02:25 | 5 MANJON E 2pt FG from turnover outside the paint, pull up jump shot missed | | | |
| 02:18 | 12 TAYLOR E offensive rebound (3) | | | |
| 02:14 | 12 TAYLOR E 3pt FG from turnover second chance, jump shot made (9) | 33-52 | -19 | |
| 02:14 | 13 PRESLEY M assist (1) | | | |
| 01:59 | | | | 33 ONYENSO U turnover 3 seconds (2) |
| 01:59 | | | | 12 REEVES A substitution out |
| 01:59 | | | | 1 EDWARDS J substitution in |
| 01:43 | 12 TAYLOR E foul drawn (1) | | | 1 EDWARDS J foul shooting (2 - 7) |
| 01:43 | 12 TAYLOR E free throw 1 - 3 missed | | | |
| 01:43 | offensive dead ball rebound (1) | | | |
| 01:43 | 12 TAYLOR E free throw 2 - 3 made (10) | 34-52 | -18 | |
| 01:43 | | | | 1 EDWARDS J substitution out |
| 01:43 | | | | 23 BURKS J substitution out |
| 01:43 | | | | 33 ONYENSO U substitution out |
| 01:43 | | | | 2 BRADSHAW A substitution in |
| 01:43 | | | | 3 THIERO A substitution in |
| 01:43 | | | | 12 REEVES A substitution in |
| 01:43 | 12 TAYLOR E free throw 3 - 3 missed | | | |
| 01:42 | | | | 2 BRADSHAW A defensive rebound (2) |
| 01:30 | | 34-54 | -20 | 2 BRADSHAW A 2pt FG in the paint, layup made (6) |
| 01:20 | 5 MANJON E 2pt FG in the paint, driving layup missed | | | |
| 01:18 | 5 MANJON E offensive rebound (1) | | | |
| 01:18 | 5 MANJON E 2pt FG second chance in the paint, layup made (9) | 36-54 | -18 | |
| 01:18 | 5 MANJON E foul drawn (3) | | | 0 DILLINGHAM R foul shooting (2 - 8) |
| 01:18 | 21 KAMATEROS T substitution out | | | |
| 01:18 | 2 LUBIN V substitution in | | | |
| 01:18 | | | | 0 DILLINGHAM R substitution out |
| 01:18 | | | | 23 BURKS J substitution in |
| 01:18 | 5 MANJON E free throw 1 - 1 missed | | | |
| 01:17 | 12 TAYLOR E offensive rebound (4) | | | |
| 01:02 | 5 MANJON E 2pt FG second chance outside the paint, turnaround jump shot missed | | | |



Official Basketball Play by Play - First Half

Kentucky at Vanderbilt

02/06/24 Memorial Gymnasium, Nashville, Tenn.

Vanderbilt vs. Kentucky

Game Time: 7:30 PM

Game Duration: 1:58

Attendance: 11,678

Officials: Don Daily, Steven Anderson, Rob Rorke

| Game Time | Vandy | Score | Diff | UK |
|-----------------------|---|--------------|------------|---|
| 00:59 | 2 LUBIN V offensive rebound (3) | | | |
| 00:56 | 12 TAYLOR E 2pt FG second chance in the paint, driving layup missed | | | |
| 00:54 | | | | 15 SHEPPARD R defensive rebound (2) |
| 00:35 | | | | 15 SHEPPARD R 3pt FG , jump shot missed |
| 00:32 | 0 LAWRENCE T defensive rebound (2) | | | |
| 00:30 | 13 PRESLEY M 2pt FG fast break in the paint, driving layup made (2) | 38-54 | -16 | |
| 00:30 | 0 LAWRENCE T assist (1) | | | |
| 00:12 | | | | 12 REEVES A 3pt FG , jump shot missed |
| 00:11 | | | | offensive rebound (25) |
| 00:11 | 12 TAYLOR E foul personal (1 - 4) | | | 2 BRADSHAW A foul drawn (1) |
| END OF PERIOD | | | | |
| Vandy 38-54 UK | | | | |



Officials: Don Daily, Steven Anderson, Rob Rorke

Kentucky - 54

| NO. | Name | Min | FG | | | 3P | | | FT | | | Rebounds | | | Fouls | | TP | AS | TO | ST | Blocks | | +/- |
|---------------|-----------------|---------|-------|-------|-----|----|----|-----|----|----|----|----------|---|---|-------|---|----|----|----|----|--------|----|-----|
| | | | M-A | M-A | M-A | OR | DR | TOT | PF | FD | BS | BA | | | | | | | | | | | |
| 33 | Ugonna Onyenso | F 10:49 | 0-1 | 0-0 | 0-0 | 2 | 1 | 3 | 1 | 0 | 0 | 1 | 2 | 1 | 0 | 0 | 1 | 2 | 1 | 0 | 0 | 9 | |
| 1 | Justin Edwards | G 09:32 | 1-4 | 1-2 | 0-0 | 0 | 0 | 0 | 2 | 0 | 3 | 2 | 0 | 0 | 0 | 1 | 0 | 0 | 0 | 0 | 1 | 4 | |
| 3 | Adou Thiero | G 12:02 | 2-3 | 0-0 | 0-0 | 0 | 3 | 3 | 0 | 0 | 4 | 0 | 0 | 0 | 0 | 0 | 0 | 0 | 0 | 0 | 0 | 15 | |
| 12 | Antonio Reeves | G 18:19 | 6-10 | 4-5 | 0-0 | 0 | 2 | 2 | 0 | 0 | 16 | 2 | 0 | 1 | 0 | 0 | 0 | 1 | 0 | 0 | 0 | 17 | |
| 15 | Reed Sheppard | G 17:38 | 1-2 | 1-2 | 0-0 | 0 | 2 | 2 | 0 | 0 | 3 | 1 | 2 | 2 | 1 | 0 | 2 | 2 | 1 | 0 | 0 | 16 | |
| 0 | Rob Dillingham | 13:13 | 4-5 | 3-3 | 2-2 | 0 | 3 | 3 | 2 | 2 | 13 | 4 | 0 | 0 | 0 | 0 | 0 | 0 | 0 | 0 | 0 | 13 | |
| 2 | Aaron Bradshaw | 08:09 | 3-5 | 0-1 | 0-0 | 1 | 1 | 2 | 0 | 1 | 6 | 0 | 0 | 0 | 0 | 0 | 0 | 0 | 0 | 0 | 0 | 9 | |
| 44 | Zvonimir Ivisic | 04:02 | 3-5 | 1-1 | 0-0 | 4 | 0 | 4 | 3 | 0 | 7 | 0 | 1 | 0 | 0 | 0 | 0 | 0 | 0 | 0 | 0 | 1 | |
| 23 | Jordan Burks | 06:16 | 1-1 | 0-0 | 0-0 | 0 | 3 | 3 | 0 | 1 | 2 | 0 | 1 | 0 | 0 | 0 | 0 | 0 | 0 | 0 | 0 | -4 | |
| Team | | | | | | 1 | 2 | 3 | | | 0 | | | 0 | | | | | | | | | |
| Totals | | | 21-36 | 10-14 | 2-2 | 8 | 17 | 25 | 8 | 4 | 54 | 10 | 6 | 4 | 1 | 1 | 16 | | | | | | |

| Shooting By Period | | |
|--------------------|-------|--------|
| 1st FG% | 21-36 | 58.3% |
| 3PT% | 10-14 | 71.4% |
| FT% | 2-2 | 100% |
| GM FG% | 21-36 | 58.3% |
| 3PT% | 10-14 | 71.4% |
| FT% | 2-2 | 100.0% |

Dead Ball Rebounds: 0, 0

Technical Fouls::NONE

Vanderbilt - 38

| NO. | Name | Min | FG | | | 3P | | | FT | | | Rebounds | | | Fouls | | TP | AS | TO | ST | Blocks | | +/- |
|---------------|-----------------------|---------|-------|------|------|----|----|-----|----|----|----|----------|---|---|-------|---|-----|----|----|----|--------|-----|-----|
| | | | M-A | M-A | M-A | OR | DR | TOT | PF | FD | BS | BA | | | | | | | | | | | |
| 2 | Ven-Allen Lubin | F 16:19 | 2-4 | 0-2 | 1-1 | 2 | 1 | 3 | 0 | 3 | 5 | 0 | 0 | 0 | 0 | 0 | 0 | 0 | 0 | 0 | 0 | 0 | -18 |
| 0 | Tyrin Lawrence | G 16:01 | 1-2 | 0-1 | 0-0 | 0 | 2 | 2 | 0 | 0 | 2 | 1 | 2 | 0 | 0 | 0 | 0 | 0 | 0 | 0 | 0 | 0 | -15 |
| 5 | Ezra Manjon | G 16:22 | 3-9 | 0-1 | 3-5 | 1 | 0 | 1 | 0 | 3 | 9 | 4 | 1 | 1 | 0 | 1 | 0 | 1 | 0 | 0 | 0 | -14 | |
| 10 | Jordan Williams | G 06:41 | 0-0 | 0-0 | 0-0 | 0 | 0 | 0 | 1 | 0 | 0 | 0 | 0 | 0 | 0 | 0 | 0 | 0 | 0 | 0 | 0 | -7 | |
| 12 | Evan Taylor | G 11:04 | 3-8 | 3-4 | 1-3 | 3 | 1 | 4 | 1 | 1 | 10 | 0 | 0 | 0 | 0 | 0 | 0 | 0 | 0 | 0 | 0 | -9 | |
| 4 | Isaiah West | 08:20 | 0-2 | 0-2 | 0-0 | 0 | 0 | 0 | 0 | 0 | 0 | 1 | 0 | 0 | 0 | 0 | 0 | 0 | 0 | 0 | 0 | -6 | |
| 21 | Tasos Kamateros | 06:21 | 1-2 | 1-2 | 0-0 | 0 | 0 | 0 | 1 | 0 | 3 | 0 | 0 | 0 | 0 | 0 | 0 | 0 | 0 | 0 | 0 | 2 | |
| 23 | Jason Rivera-Torres | 05:03 | 0-2 | 0-2 | 2-2 | 0 | 2 | 2 | 0 | 1 | 2 | 0 | 0 | 0 | 0 | 1 | 0 | 0 | 0 | 1 | 0 | -2 | |
| 3 | Paul Lewis | 04:57 | 1-2 | 0-1 | 0-0 | 0 | 0 | 0 | 0 | 0 | 2 | 0 | 0 | 0 | 0 | 0 | 0 | 0 | 0 | 0 | 0 | -10 | |
| 24 | JaQualon "JQ" Roberts | 06:16 | 1-2 | 1-1 | 0-0 | 0 | 0 | 0 | 1 | 0 | 3 | 0 | 1 | 1 | 0 | 0 | 0 | 0 | 0 | 0 | 0 | -7 | |
| 13 | Malik Presley | 02:36 | 1-1 | 0-0 | 0-0 | 0 | 0 | 0 | 0 | 0 | 2 | 1 | 0 | 0 | 0 | 0 | 0 | 0 | 0 | 0 | 0 | 6 | |
| Team | | | | | | 1 | 1 | 2 | | | 0 | | | 0 | | | | | | | | | |
| Totals | | | 13-34 | 5-16 | 7-11 | 7 | 7 | 14 | 4 | 8 | 38 | 7 | 4 | 2 | 1 | 1 | -16 | | | | | | |

| Shooting By Period | | |
|--------------------|-------|-------|
| 1st FG% | 13-34 | 38.2% |
| 3PT% | 5-16 | 31.3% |
| FT% | 7-11 | 63.6% |
| GM FG% | 13-34 | 38.2% |
| 3PT% | 5-16 | 31.3% |
| FT% | 7-11 | 63.6% |

Dead Ball Rebounds: 1, 0

Technical Fouls::NONE

| | UK | Vandy |
|------------------|---------------------------|---------------------------|
| Biggest lead | 22 (1 st 3:12) | 0 (1 st 20:00) |
| Best Scoring Run | 8 (1 st 14:23) | 5 (1 st 4:47) |
| Lead Changes | 0 | |
| Times Tied | 0 | |
| Time with Lead | 19:41 | 00:00 |

| Points from | UK | Vandy |
|---------------|----|-------|
| Turnovers | 7 | 9 |
| Paint | 18 | 10 |
| Second Chance | 12 | 7 |
| Fast Breaks | 13 | 2 |
| Bench | 28 | 12 |

| | Period by Period Scoring | | |
|-------|--------------------------|-----|-----|
| | 1st | 2nd | TOT |
| UK | 54 | 55 | 109 |
| Vandy | 38 | 39 | 77 |



Kentucky at Vanderbilt

02/06/24 Memorial Gymnasium, Nashville, Tenn.
Vanderbilt vs. Kentucky

Game Time: 7:30 PM
Game Duration: 1:58
Attendance: 11,678

Officials: Don Daily, Steven Anderson, Rob Rorke

Period 2

Quarter Starters:

| | | | | | |
|--------------|--------------|------------|-------------|---------------|--------------|
| Vandy | 0 Lawrence T | 2 Lubin V | 5 Manjon E | 12 Taylor E | 13 Presley M |
| UK | 1 Edwards J | 3 Thiero A | 12 Reeves A | 15 Sheppard R | 33 Onyenso U |

| Game Time | Vandy | Score | Diff | UK |
|-----------|--|--------------|------------|--|
| 20:00 | | | | 2 BRADSHAW A substitution out |
| 20:00 | | | | 23 BURKS J substitution out |
| 20:00 | | | | 1 EDWARDS J substitution in |
| 20:00 | | | | 33 ONYENSO U substitution in |
| 19:47 | 2 LUBIN V 2pt FG in the paint, turnaround jump shot missed | | | |
| 19:44 | | | | 33 ONYENSO U defensive rebound (4) |
| 19:20 | | 38-56 | -18 | 12 REEVES A 2pt FG in the paint, turnaround jump shot made (18) |
| 19:01 | 12 TAYLOR E turnover bad pass (1) | | | 15 SHEPPARD R steal (3) |
| 18:57 | | | | 15 SHEPPARD R 2pt FG from turnover in the paint, layup blocked |
| 18:57 | 2 LUBIN V block (1) | | | |
| 18:57 | | | | 33 ONYENSO U offensive rebound (5) |
| 18:56 | | | | 33 ONYENSO U 2pt FG from turnover second chance in the paint, dunk, missed |
| 18:52 | | | | 3 THIERO A offensive rebound (4) |
| 18:49 | | 38-59 | -21 | 12 REEVES A 3pt FG from turnover second chance, jump shot made (21) |
| 18:49 | | | | 3 THIERO A assist (1) |
| 18:35 | 0 LAWRENCE T 3pt FG , jump shot made (5) | 41-59 | -18 | |
| 18:35 | 5 MANJON E assist (5) | | | |
| 18:20 | | | | 3 THIERO A 2pt FG in the paint, jump shot missed |
| 18:15 | | | | 33 ONYENSO U offensive rebound (6) |
| 18:15 | | 41-61 | -20 | 33 ONYENSO U 2pt FG second chance in the paint, layup made (2) |
| 18:02 | jump ball situation | | | |
| 18:02 | 0 LAWRENCE T turnover lost ball (3) | | | 3 THIERO A steal (1) |
| 17:36 | | | | 1 EDWARDS J 3pt FG from turnover, jump shot missed |
| 17:34 | 2 LUBIN V defensive rebound (4) | | | |
| 17:28 | 12 TAYLOR E 3pt FG fast break, jump shot made (13) | 44-61 | -17 | |
| 17:28 | 5 MANJON E assist (6) | | | |
| 17:08 | | | | 3 THIERO A 2pt FG in the paint, layup blocked |
| 17:08 | 12 TAYLOR E block (1) | | | |
| 17:03 | 2 LUBIN V defensive rebound (5) | | | |
| 16:58 | 0 LAWRENCE T foul drawn (1) | | | 1 EDWARDS J foul shooting (3 - 1) |
| 16:58 | 0 LAWRENCE T free throw 1 - 2 made (6) | 45-61 | -16 | |
| 16:58 | | | | 1 EDWARDS J substitution out |
| 16:58 | | | | 3 THIERO A substitution out |
| 16:58 | | | | 0 DILLINGHAM R substitution in |
| 16:58 | | | | 2 BRADSHAW A substitution in |
| 16:58 | 0 LAWRENCE T free throw 2 - 2 made (7) | 46-61 | -15 | |
| 16:48 | | | | 15 SHEPPARD R 3pt FG , jump shot missed |
| 16:44 | 13 PRESLEY M defensive rebound (1) | | | |
| 16:38 | 5 MANJON E 2pt FG in the paint, driving layup missed | | | |
| 16:36 | | | | defensive rebound (30) |



Kentucky at Vanderbilt

02/06/24 Memorial Gymnasium, Nashville, Tenn.
Vanderbilt vs. Kentucky

Game Time: 7:30 PM
Game Duration: 1:58
Attendance: 11,678

Officials: Don Daily, Steven Anderson, Rob Rorke

| Game Time | Vandy | Score | Diff | UK |
|-----------|---|--------------|------------|---|
| 16:36 | | | | 33 ONYENSO U substitution out |
| 16:36 | | | | 44 IVISIC Z substitution in |
| 16:16 | | | | 2 BRADSHAW A 2pt FG in the paint, alleyoop missed |
| 16:13 | | | | 2 BRADSHAW A offensive rebound (3) |
| 16:13 | 13 PRESLEY M foul shooting (1 - 1) | | | 2 BRADSHAW A foul drawn (2) |
| 16:13 | | 46-62 | -16 | 2 BRADSHAW A free throw 1 - 2 made (7) |
| 16:13 | | 46-63 | -17 | 2 BRADSHAW A free throw 2 - 2 made (8) |
| 16:01 | 12 TAYLOR E 3pt FG , jump shot missed | | | |
| 15:57 | 13 PRESLEY M offensive rebound (2) | | | |
| 15:57 | jump ball situation | | | |
| 15:57 | Timeout media | | | |
| 15:56 | 0 LAWRENCE T turnover bad pass (4) | | | 15 SHEPPARD R steal (4) |
| 15:52 | | | | 0 DILLINGHAM R 2pt FG from turnover in the paint, driving layup missed |
| 15:46 | | | | 44 IVISIC Z offensive rebound (5) |
| 15:46 | | 46-65 | -19 | 44 IVISIC Z 2pt FG from turnover second chance in the paint, dunk, made (9) |
| 15:32 | 12 TAYLOR E 2pt FG outside the paint, pull up jump shot made (15) | 48-65 | -17 | |
| 15:32 | 5 MANJON E assist (7) | | | |
| 15:09 | | 48-67 | -19 | 2 BRADSHAW A 2pt FG in the paint, alleyoop made (10) |
| 15:09 | | | | 44 IVISIC Z assist (1) |
| 14:49 | 2 LUBIN V turnover lost ball (1) | | | 15 SHEPPARD R steal (5) |
| 14:45 | | 48-70 | -22 | 12 REEVES A 3pt FG fast break from turnover, jump shot made (24) |
| 14:45 | | | | 15 SHEPPARD R assist (2) |
| 14:23 | 0 LAWRENCE T 2pt FG in the paint, pull up jump shot missed | | | |
| 14:21 | | | | 15 SHEPPARD R defensive rebound (3) |
| 14:17 | 0 LAWRENCE T steal (1) | | | 15 SHEPPARD R turnover bad pass (3) |
| 14:12 | 0 LAWRENCE T foul drawn (2) | | | 15 SHEPPARD R foul shooting (1 - 2) |
| 14:12 | 0 LAWRENCE T free throw fast break 1 - 2 made (8) | 49-70 | -21 | |
| 14:12 | 12 TAYLOR E substitution out | | | |
| 14:12 | 13 PRESLEY M substitution out | | | |
| 14:12 | 3 LEWIS P substitution in | | | |
| 14:12 | 21 KAMATEROS T substitution in | | | |
| 14:12 | | | | 2 BRADSHAW A substitution out |
| 14:12 | | | | 44 IVISIC Z substitution out |
| 14:12 | | | | 23 BURKS J substitution in |
| 14:12 | | | | 33 ONYENSO U substitution in |
| 14:12 | 0 LAWRENCE T free throw fast break 2 - 2 missed | | | |
| 14:10 | | | | 12 REEVES A defensive rebound (3) |
| 13:55 | | | | 33 ONYENSO U 2pt FG in the paint, alleyoop missed |
| 13:54 | defensive rebound (19) | | | |
| 13:54 | 0 LAWRENCE T substitution out | | | |
| 13:54 | 4 WEST I substitution in | | | |
| 13:39 | 2 LUBIN V foul drawn (4) | | | 12 REEVES A foul shooting (1 - 3) |
| 13:39 | 2 LUBIN V free throw 1 - 2 made (6) | 50-70 | -20 | |
| 13:39 | 2 LUBIN V free throw 2 - 2 made (7) | 51-70 | -19 | |
| 13:39 | 2 LUBIN V substitution out | | | |
| 13:39 | 24 ROBERTS J substitution in | | | |



Kentucky at Vanderbilt

02/06/24 Memorial Gymnasium, Nashville, Tenn.
Vanderbilt vs. Kentucky

Game Time: 7:30 PM
Game Duration: 1:58
Attendance: 11,678

Officials: Don Daily, Steven Anderson, Rob Rorke

| Game Time | Vandy | Score | Diff | UK |
|-----------|---|--------------|------------|--|
| 13:30 | | | | 0 DILLINGHAM R 3pt FG , jump shot missed |
| 13:28 | | | | offensive rebound (35) |
| 13:26 | | | | 12 REEVES A 3pt FG second chance, jump shot missed |
| 13:23 | 24 ROBERTS J defensive rebound (1) | | | |
| 13:13 | 5 MANJON E foul drawn (4) | | | 33 ONYENSO U foul shooting (2 - 4) |
| 13:13 | 5 MANJON E free throw 1 - 2 made (10) | 52-70 | -18 | |
| 13:13 | | | | 33 ONYENSO U substitution out |
| 13:13 | | | | 44 IVISIC Z substitution in |
| 13:13 | 5 MANJON E free throw 2 - 2 missed | | | |
| 13:12 | | | | 12 REEVES A defensive rebound (4) |
| 12:58 | 5 MANJON E steal (2) | | | 44 IVISIC Z turnover lost ball (2) |
| 12:54 | 4 WEST I 2pt FG from turnover in the paint, driving layup blocked | | | |
| 12:54 | | | | 12 REEVES A block (1) |
| 12:50 | | | | 44 IVISIC Z defensive rebound (6) |
| 12:47 | | 52-72 | -20 | 23 BURKS J 2pt FG fast break in the paint, alleyoop made (4) |
| 12:47 | | | | 0 DILLINGHAM R assist (5) |
| 12:31 | 5 MANJON E 2pt FG in the paint, layup made (12) | 54-72 | -18 | |
| 12:22 | | | | 0 DILLINGHAM R 2pt FG in the paint, layup blocked |
| 12:22 | 5 MANJON E block (1) | | | |
| 12:22 | | | | offensive rebound (38) |
| 12:20 | | | | 12 REEVES A 3pt FG second chance, jump shot missed |
| 12:18 | 5 MANJON E defensive rebound (2) | | | |
| 11:56 | 5 MANJON E foul drawn (5) | | | 15 SHEPPARD R foul personal (2 - 5) |
| 11:56 | Timeout media | | | |
| 11:56 | 5 MANJON E free throw 1 - 2 made (13) | 55-72 | -17 | |
| 11:56 | 5 MANJON E free throw 2 - 2 made (14) | 56-72 | -16 | |
| 11:56 | | | | 12 REEVES A substitution out |
| 11:56 | | | | 1 EDWARDS J substitution in |
| 11:48 | | 56-75 | -19 | 23 BURKS J 3pt FG , jump shot made (7) |
| 11:48 | | | | 1 EDWARDS J assist (3) |
| 11:27 | 5 MANJON E turnover lost ball (2) | | | 1 EDWARDS J steal (1) |
| 11:23 | | 56-77 | -21 | 1 EDWARDS J 2pt FG fast break from turnover in the paint, driving layup made (5) |
| 11:07 | 21 KAMATEROS T 3pt FG , jump shot made (6) | 59-77 | -18 | |
| 11:07 | 5 MANJON E assist (8) | | | |
| 10:50 | | 59-79 | -20 | 1 EDWARDS J 2pt FG in the paint, dunk, made (7) |
| 10:50 | | | | 0 DILLINGHAM R assist (6) |
| 10:31 | 5 MANJON E turnover bad pass (3) | | | |
| 10:21 | | | | 1 EDWARDS J turnover lost ball (1) |
| 09:59 | 5 MANJON E 2pt FG from turnover outside the paint, pull up jump shot missed | | | |
| 09:55 | 5 MANJON E offensive rebound (3) | | | |
| 09:53 | 3 LEWIS P 3pt FG from turnover second chance, jump shot made (5) | 62-79 | -17 | |
| 09:53 | 5 MANJON E assist (9) | | | |
| 09:36 | jump ball situation | | | |
| 09:36 | 4 WEST I substitution out | | | |
| 09:36 | 5 MANJON E substitution out | | | |
| 09:36 | 0 LAWRENCE T substitution in | | | |



Kentucky at Vanderbilt

02/06/24 Memorial Gymnasium, Nashville, Tenn.
Vanderbilt vs. Kentucky

Game Time: 7:30 PM
Game Duration: 1:58
Attendance: 11,678

Officials: Don Daily, Steven Anderson, Rob Rorke

| Game Time | Vandy | Score | Diff | UK |
|-----------|--|--------------|------------|---|
| 09:36 | 23 RIVERA-TORRES J substitution in | | | |
| 09:36 | | | | 23 BURKS J substitution out |
| 09:36 | | | | 3 THIERO A substitution in |
| 09:32 | 23 RIVERA-TORRES J foul shooting (1 - 2) | | | 1 EDWARDS J foul drawn (1) |
| 09:32 | | 62-80 | -18 | 1 EDWARDS J free throw 1 - 2 made (8) |
| 09:32 | | 62-81 | -19 | 1 EDWARDS J free throw 2 - 2 made (9) |
| 09:32 | | | | 15 SHEPPARD R substitution out |
| 09:32 | | | | 12 REEVES A substitution in |
| 09:13 | 21 KAMATEROS T 3pt FG , jump shot missed | | | |
| 09:11 | 23 RIVERA-TORRES J offensive rebound (3) | | | |
| 09:09 | 23 RIVERA-TORRES J foul drawn (2) | | | 44 IVISIC Z foul personal (4 - 6) |
| 09:09 | | | | 44 IVISIC Z substitution out |
| 09:09 | | | | 2 BRADSHAW A substitution in |
| 08:55 | 3 LEWIS P foul drawn (1) | | | 3 THIERO A foul shooting (1 - 7) |
| 08:55 | 3 LEWIS P free throw 1 - 3 made (6) | 63-81 | -18 | |
| 08:55 | 3 LEWIS P free throw 2 - 3 made (7) | 64-81 | -17 | |
| 08:55 | 3 LEWIS P free throw 3 - 3 made (8) | 65-81 | -16 | |
| 08:52 | | | | 3 THIERO A substitution out |
| 08:52 | | | | 15 SHEPPARD R substitution in |
| 08:44 | 24 ROBERTS J foul shooting (2 - 3) | | | 1 EDWARDS J foul drawn (2) |
| 08:44 | | 65-82 | -17 | 1 EDWARDS J free throw 1 - 2 made (10) |
| 08:44 | | 65-83 | -18 | 1 EDWARDS J free throw 2 - 2 made (11) |
| 08:28 | 3 LEWIS P turnover bad pass (1) | | | 1 EDWARDS J steal (2) |
| 08:24 | | 65-85 | -20 | 1 EDWARDS J 2pt FG fast break from turnover in the paint, dunk, made (13) |
| 08:10 | 23 RIVERA-TORRES J 2pt FG outside the paint, turnaround jump shot missed | | | |
| 08:07 | | | | 2 BRADSHAW A defensive rebound (4) |
| 08:01 | | 65-87 | -22 | 0 DILLINGHAM R 2pt FG in the paint, driving layup made (15) |
| 07:40 | 0 LAWRENCE T foul drawn (3) | | | 15 SHEPPARD R foul shooting (3 - 8) |
| 07:40 | Timeout media | | | |
| 07:40 | 21 KAMATEROS T substitution out | | | |
| 07:40 | 24 ROBERTS J substitution out | | | |
| 07:40 | 2 LUBIN V substitution in | | | |
| 07:40 | 12 TAYLOR E substitution in | | | |
| 07:40 | foul coach class A technical (4) | | | |
| 07:40 | turnover offensive (12) | | | |
| 07:40 | | 65-88 | -23 | 1 EDWARDS J free throw 1 - 2 made (14) |
| 07:40 | | 65-89 | -24 | 1 EDWARDS J free throw 2 - 2 made (15) |
| 07:40 | 0 LAWRENCE T free throw 1 - 2 made (9) | 66-89 | -23 | |
| 07:40 | 0 LAWRENCE T free throw 2 - 2 made (10) | 67-89 | -22 | |
| 07:21 | | 67-91 | -24 | 1 EDWARDS J 2pt FG in the paint, alleyoop made (17) |
| 07:21 | | | | 0 DILLINGHAM R assist (7) |
| 06:57 | 23 RIVERA-TORRES J 3pt FG , jump shot missed | | | |
| 06:55 | | | | 12 REEVES A defensive rebound (5) |
| 06:51 | 3 LEWIS P foul shooting (1 - 5) | | | 2 BRADSHAW A foul drawn (3) |
| 06:51 | | 67-92 | -25 | 2 BRADSHAW A free throw fast break 1 - 2 made (11) |
| 06:51 | | 67-93 | -26 | 2 BRADSHAW A free throw fast break 2 - 2 made (12) |
| 06:35 | 0 LAWRENCE T 3pt FG , jump shot missed | | | |
| 06:33 | 12 TAYLOR E offensive rebound (5) | | | |



Kentucky at Vanderbilt

02/06/24 Memorial Gymnasium, Nashville, Tenn.
Vanderbilt vs. Kentucky

Game Time: 7:30 PM
Game Duration: 1:58
Attendance: 11,678

Officials: Don Daily, Steven Anderson, Rob Rorke

| Game Time | Vandy | Score | Diff | UK |
|-----------|---|---------------|------------|---|
| 06:30 | 3 LEWIS P 3pt FG second chance, jump shot missed | | | |
| 06:27 | | | | 15 SHEPPARD R defensive rebound (4) |
| 06:21 | | | | 12 REEVES A 2pt FG in the paint, layup blocked |
| 06:21 | 0 LAWRENCE T block (1) | | | |
| 06:21 | | | | 12 REEVES A offensive rebound (6) |
| 06:15 | | | | 15 SHEPPARD R 3pt FG second chance, jump shot missed |
| 06:12 | 23 RIVERA-TORRES J defensive rebound (4) | | | |
| 06:02 | 12 TAYLOR E 2pt FG in the paint, turnaround jump shot made (17) | 69-93 | -24 | |
| 05:47 | | | | 1 EDWARDS J 2pt FG in the paint, step back jump shot missed |
| 05:45 | | | | 2 BRADSHAW A offensive rebound (5) |
| 05:43 | | 69-96 | -27 | 0 DILLINGHAM R 3pt FG second chance, jump shot made (18) |
| 05:43 | | | | 15 SHEPPARD R assist (3) |
| 05:20 | 12 TAYLOR E 3pt FG, jump shot made (20) | 72-96 | -24 | |
| 05:20 | 0 LAWRENCE T assist (2) | | | |
| 04:54 | | | | 0 DILLINGHAM R turnover bad pass (1) |
| 04:54 | 3 LEWIS P substitution out | | | |
| 04:54 | 5 MANJON E substitution in | | | |
| 04:54 | | | | 12 REEVES A substitution out |
| 04:54 | | | | 23 BURKS J substitution in |
| 04:54 | | | | 1 EDWARDS J substitution out |
| 04:54 | | | | 3 THIERO A substitution in |
| 04:33 | 23 RIVERA-TORRES J 3pt FG from turnover, jump shot missed | | | |
| 04:31 | | | | 2 BRADSHAW A defensive rebound (6) |
| 04:18 | | 72-98 | -26 | 0 DILLINGHAM R 2pt FG in the paint, driving layup made (20) |
| 04:03 | 12 TAYLOR E 3pt FG, jump shot missed | | | |
| 04:01 | | | | 2 BRADSHAW A defensive rebound (7) |
| 03:56 | | 72-100 | -28 | 23 BURKS J 2pt FG fast break in the paint, dunk, made (9) |
| 03:56 | | | | 3 THIERO A assist (2) |
| 03:48 | Timeout 30 Sec | | | |
| 03:48 | Timeout media | | | |
| 03:48 | | | | 2 BRADSHAW A substitution out |
| 03:48 | | | | 44 IVISIC Z substitution in |
| 03:35 | 0 LAWRENCE T 3pt FG, jump shot missed | | | |
| 03:33 | | | | 23 BURKS J defensive rebound (4) |
| 03:28 | | 72-102 | -30 | 23 BURKS J 2pt FG fast break in the paint, dunk, made (11) |
| 03:28 | | | | 44 IVISIC Z assist (2) |
| 03:07 | 2 LUBIN V foul drawn (5) | | | 23 BURKS J foul shooting (1 - 9) |
| 03:07 | Timeout media | | | |
| 03:07 | 0 LAWRENCE T substitution out | | | |
| 03:07 | 5 MANJON E substitution out | | | |
| 03:07 | 12 TAYLOR E substitution out | | | |
| 03:07 | 3 LEWIS P substitution in | | | |
| 03:07 | 13 PRESLEY M substitution in | | | |
| 03:07 | 24 ROBERTS J substitution in | | | |
| 03:07 | 2 LUBIN V free throw 1 - 2 missed | | | |
| 03:07 | offensive dead ball rebound (2) | | | |
| 03:07 | 2 LUBIN V free throw 2 - 2 made (8) | 73-102 | -29 | |
| 03:07 | 2 LUBIN V substitution out | | | |



Kentucky at Vanderbilt

02/06/24 Memorial Gymnasium, Nashville, Tenn.

Vanderbilt vs. Kentucky

Game Time: 7:30 PM

Game Duration: 1:58

Attendance: 11,678

Officials: Don Daily, Steven Anderson, Rob Rorke

| Game Time | Vandy | Score | Diff | UK |
|------------------------|---|---------------|------------|--|
| 03:07 | 35 LANG C substitution in | | | |
| 02:52 | | | | 0 DILLINGHAM R 2pt FG in the paint, driving layup missed |
| 02:47 | | | | 44 IVISIC Z offensive rebound (7) |
| 02:47 | | 73-104 | -31 | 44 IVISIC Z 2pt FG second chance in the paint, dunk, made (11) |
| 02:23 | 23 RIVERA-TORRES J 3pt FG , jump shot blocked | | | |
| 02:23 | | | | 44 IVISIC Z block (1) |
| 02:20 | | | | 23 BURKS J defensive rebound (5) |
| 02:16 | 23 RIVERA-TORRES J foul drawn (3) | | | 44 IVISIC Z foul offensive (5 - 10) |
| 02:16 | | | | 44 IVISIC Z turnover offensive (3) |
| 02:16 | | | | 3 THIERO A substitution out |
| 02:16 | | | | 44 IVISIC Z substitution out |
| 02:16 | | | | 2 BRADSHAW A substitution in |
| 02:16 | | | | 20 HART J substitution in |
| 02:00 | 13 PRESLEY M 3pt FG from turnover, jump shot missed | | | |
| 01:58 | 35 LANG C offensive rebound (1) | | | |
| 01:54 | 23 RIVERA-TORRES J 3pt FG from turnover second chance, jump shot missed | | | |
| 01:51 | 13 PRESLEY M offensive rebound (3) | | | |
| 01:51 | 13 PRESLEY M foul drawn (1) | | | 2 BRADSHAW A foul personal (1 - 11) |
| 01:51 | 13 PRESLEY M free throw 1 - 2 missed | | | |
| 01:51 | offensive dead ball rebound (3) | | | |
| 01:51 | 13 PRESLEY M free throw 2 - 2 made (3) | 74-104 | -30 | |
| 01:34 | 35 LANG C foul personal (1 - 6) | | | 2 BRADSHAW A foul drawn (4) |
| 01:30 | | 74-107 | -33 | 15 SHEPPARD R 3pt FG , jump shot made (6) |
| 01:30 | | | | 0 DILLINGHAM R assist (8) |
| 01:10 | 24 ROBERTS J 3pt FG , jump shot made (6) | 77-107 | -30 | |
| 01:10 | 23 RIVERA-TORRES J assist (1) | | | |
| 00:52 | 23 RIVERA-TORRES J steal (1) | | | 15 SHEPPARD R turnover bad pass (4) |
| 00:47 | 23 RIVERA-TORRES J 2pt FG from turnover in the paint, layup missed | | | |
| 00:44 | | | | 15 SHEPPARD R defensive rebound (5) |
| 00:42 | | 77-109 | -32 | 23 BURKS J 2pt FG fast break in the paint, alleyoop made (13) |
| 00:42 | | | | 0 DILLINGHAM R assist (9) |
| 00:36 | | | | 0 DILLINGHAM R substitution out |
| 00:36 | | | | 15 SHEPPARD R substitution out |
| 00:36 | | | | 23 BURKS J substitution out |
| 00:36 | | | | 13 DARBYSHIRE G substitution in |
| 00:36 | | | | 14 CANADA B substitution in |
| 00:36 | | | | 25 WATKINS K substitution in |
| 00:30 | 3 LEWIS P 3pt FG , jump shot missed | | | |
| 00:28 | | | | 14 CANADA B defensive rebound (1) |
| 00:06 | | | | 25 WATKINS K 3pt FG , jump shot missed |
| 00:06 | 13 PRESLEY M defensive rebound (4) | | | |
| END OF GAME | | | | |
| Vandy 77-109 UK | | | | |



Kentucky at Vanderbilt

02/06/24 Memorial Gymnasium, Nashville, Tenn.

Vanderbilt vs. Kentucky

Game Time: 7:30 PM

Game Duration: 1:58

Attendance: 11,678

Officials: Don Daily, Steven Anderson, Rob Rorke

Kentucky - 55

| NO. | Name | Min | FG | | | 3P | | | FT | | | Rebounds | | | Fouls | | TP | AS | TO | ST | Blocks | | +/- | |
|---------------|------------------|---------|-------|------|-------|----|----|-----|----|----|----|----------|-----|----|-------|----|----|----|----|----|--------|---|-----|--|
| | | | M-A | M-A | M-A | OR | DR | TOT | PF | FD | OR | DR | TOT | BS | BA | | | | | | | | | |
| 33 | Ugonna Onyenso | F 04:23 | 1-3 | 0-0 | 0-0 | 2 | 1 | 3 | 1 | 0 | 2 | 0 | 0 | 0 | 0 | 0 | 0 | 0 | 0 | 0 | 0 | 0 | -4 | |
| 1 | Justin Edwards | G 10:04 | 4-6 | 0-1 | 6-6 | 0 | 0 | 0 | 1 | 2 | 14 | 1 | 1 | 2 | 0 | 0 | 0 | 0 | 0 | 0 | 0 | 0 | 8 | |
| 3 | Adou Thiero | G 06:24 | 0-2 | 0-0 | 0-0 | 1 | 0 | 1 | 1 | 0 | 0 | 2 | 0 | 1 | 0 | 1 | 0 | 1 | 0 | 1 | 0 | 1 | 6 | |
| 12 | Antonio Reeves | G 12:42 | 3-6 | 2-4 | 0-0 | 1 | 3 | 4 | 1 | 0 | 8 | 0 | 0 | 0 | 1 | 1 | 5 | 0 | 0 | 0 | 1 | 1 | 5 | |
| 15 | Reed Sheppard | G 18:44 | 1-4 | 1-3 | 0-0 | 0 | 3 | 3 | 3 | 0 | 3 | 2 | 2 | 3 | 0 | 1 | 19 | 0 | 0 | 0 | 0 | 1 | 19 | |
| 0 | Rob Dillingham | 16:22 | 3-7 | 1-2 | 0-0 | 0 | 0 | 0 | 0 | 0 | 7 | 5 | 1 | 0 | 0 | 1 | 16 | 0 | 0 | 0 | 0 | 1 | 16 | |
| 2 | Aaron Bradshaw | 10:23 | 1-2 | 0-0 | 4-4 | 2 | 3 | 5 | 1 | 3 | 6 | 0 | 0 | 0 | 0 | 0 | 15 | 0 | 0 | 0 | 0 | 0 | 15 | |
| 44 | Zvonimir Ivisic | 08:00 | 2-2 | 0-0 | 0-0 | 2 | 1 | 3 | 2 | 0 | 4 | 2 | 2 | 0 | 1 | 10 | 0 | 0 | 0 | 0 | 1 | 0 | 10 | |
| 23 | Jordan Burks | 08:54 | 5-5 | 1-1 | 0-0 | 0 | 2 | 2 | 1 | 0 | 11 | 0 | 0 | 0 | 0 | 4 | 0 | 0 | 0 | 0 | 0 | 0 | 4 | |
| 20 | Joey Hart | 02:16 | 0-0 | 0-0 | 0-0 | 0 | 0 | 0 | 0 | 0 | 0 | 0 | 0 | 0 | 0 | 1 | 0 | 0 | 0 | 0 | 0 | 0 | 1 | |
| 13 | Grant Darbyshire | 00:37 | 0-0 | 0-0 | 0-0 | 0 | 0 | 0 | 0 | 0 | 0 | 0 | 0 | 0 | 0 | 0 | 0 | 0 | 0 | 0 | 0 | 0 | 0 | |
| 14 | Brennan Canada | 00:37 | 0-0 | 0-0 | 0-0 | 0 | 1 | 1 | 0 | 0 | 0 | 0 | 0 | 0 | 0 | 0 | 0 | 0 | 0 | 0 | 0 | 0 | 0 | |
| 25 | Kareem Watkins | 00:37 | 0-1 | 0-1 | 0-0 | 0 | 0 | 0 | 0 | 0 | 0 | 0 | 0 | 0 | 0 | 0 | 0 | 0 | 0 | 0 | 0 | 0 | 0 | |
| Team | | | | | | 2 | 1 | 3 | | | 0 | | | 0 | | | | | | | | | | |
| Totals | | | 20-38 | 5-12 | 10-10 | 10 | 15 | 25 | 11 | 5 | 55 | 12 | 6 | 6 | 2 | 4 | 16 | | | | | | | |

| Shooting By Period | | |
|---------------------|-------|--------|
| 2 nd FG% | 20-38 | 52.6% |
| 3PT% | 5-12 | 41.7% |
| FT% | 10-10 | 100% |
| GM FG% | 20-38 | 52.6% |
| 3PT% | 5-12 | 41.7% |
| FT% | 10-10 | 100.0% |

Dead Ball Rebounds: 0, 0

Technical Fouls::NONE

Vanderbilt - 39

| NO. | Name | Min | FG | | | 3P | | | FT | | | Rebounds | | | Fouls | | TP | AS | TO | ST | Blocks | | +/- | |
|---------------|-----------------------|---------|------|------|-------|----|----|-----|----|----|----|----------|-----|----|-------|---|-----|----|----|----|--------|---|-----|--|
| | | | M-A | M-A | M-A | OR | DR | TOT | PF | FD | OR | DR | TOT | BS | BA | | | | | | | | | |
| 2 | Ven-Allen Lubin | F 10:54 | 0-1 | 0-0 | 3-4 | 0 | 2 | 2 | 0 | 2 | 3 | 0 | 1 | 0 | 1 | 0 | -10 | 0 | 1 | 0 | 1 | 0 | -10 | |
| 0 | Tyrin Lawrence | G 12:35 | 1-4 | 1-3 | 5-6 | 0 | 0 | 0 | 0 | 3 | 8 | 1 | 2 | 1 | 1 | 0 | -18 | 1 | 2 | 1 | 1 | 0 | -18 | |
| 5 | Ezra Manjon | G 12:11 | 1-3 | 0-0 | 3-4 | 1 | 1 | 2 | 0 | 2 | 5 | 5 | 2 | 1 | 1 | 0 | -7 | 5 | 2 | 1 | 1 | 0 | -7 | |
| 10 | Jordan Williams | G 00:00 | 0-0 | 0-0 | 0-0 | 0 | 0 | 0 | 0 | 0 | 0 | 0 | 0 | 0 | 0 | 0 | 0 | 0 | 0 | 0 | 0 | 0 | 0 | |
| 12 | Evan Taylor | G 10:21 | 4-6 | 2-4 | 0-0 | 1 | 0 | 1 | 0 | 0 | 10 | 0 | 1 | 0 | 1 | 0 | -13 | 0 | 1 | 0 | 1 | 0 | -13 | |
| 3 | Paul Lewis | 12:25 | 1-3 | 1-3 | 3-3 | 0 | 0 | 0 | 1 | 1 | 6 | 0 | 1 | 0 | 0 | 0 | -5 | 0 | 1 | 0 | 0 | 0 | -5 | |
| 21 | Tasos Kamateros | 06:32 | 1-2 | 1-2 | 0-0 | 0 | 0 | 0 | 0 | 0 | 3 | 0 | 0 | 0 | 0 | 0 | -1 | 0 | 0 | 0 | 0 | 0 | -1 | |
| 4 | Isaiah West | 04:18 | 0-1 | 0-0 | 0-0 | 0 | 0 | 0 | 0 | 0 | 0 | 0 | 0 | 0 | 0 | 4 | 4 | 0 | 0 | 0 | 0 | 1 | 4 | |
| 24 | JaQualon "JQ" Roberts | 09:06 | 1-1 | 1-1 | 0-0 | 0 | 1 | 1 | 1 | 0 | 3 | 0 | 0 | 0 | 0 | 0 | -5 | 0 | 0 | 0 | 0 | 0 | -5 | |
| 23 | Jason Rivera-Torres | 09:36 | 0-6 | 0-4 | 0-0 | 1 | 1 | 2 | 1 | 2 | 0 | 1 | 0 | 1 | 0 | 1 | -15 | 0 | 1 | 0 | 1 | 0 | -15 | |
| 13 | Malik Presley | 08:55 | 0-1 | 0-1 | 1-2 | 2 | 2 | 4 | 1 | 1 | 1 | 0 | 0 | 0 | 0 | 0 | -7 | 0 | 0 | 0 | 0 | 0 | -7 | |
| 35 | Carter Lang | 03:07 | 0-0 | 0-0 | 0-0 | 1 | 0 | 1 | 1 | 0 | 0 | 0 | 0 | 0 | 0 | 0 | -3 | 0 | 0 | 0 | 0 | 0 | -3 | |
| Team | | | | | | 0 | 1 | 1 | | | 0 | | | 1 | | | | | | | | | | |
| Totals | | | 9-28 | 6-18 | 15-19 | 6 | 8 | 14 | 6 | 11 | 39 | 7 | 8 | 3 | 4 | 2 | -16 | | | | | | | |

| Shooting By Period | | |
|---------------------|-------|-------|
| 2 nd FG% | 9-28 | 32.1% |
| 3PT% | 6-18 | 33.3% |
| FT% | 15-19 | 78.9% |
| GM FG% | 9-28 | 32.1% |
| 3PT% | 6-18 | 33.3% |
| FT% | 15-19 | 78.9% |

Dead Ball Rebounds: 2, 0

Technical Fouls:Coach 2nd7:40

| | UK | Vandy |
|-------------------------|---------------------------|---------------------------|
| Biggest lead | 33 (2 nd 1:30) | 0 (1 st 20:00) |
| Best Scoring Run | 8(2 nd 7:40) | 5(2 nd 16:58) |
| Lead Changes | 0 | |
| Times Tied | 0 | |
| Time with Lead | 19:47 | 00:00 |

| Points from | UK | Vandy |
|----------------------|----|-------|
| Turnovers | 14 | 5 |
| Paint | 30 | 4 |
| Second Chance | 14 | 7 |
| Fast Breaks | 17 | 4 |
| Bench | 28 | 13 |

| | Period by Period Scoring | | |
|--------------|--------------------------|-----|-----|
| | 1st | 2nd | TOT |
| UK | 54 | 55 | 109 |
| Vandy | 38 | 39 | 77 |



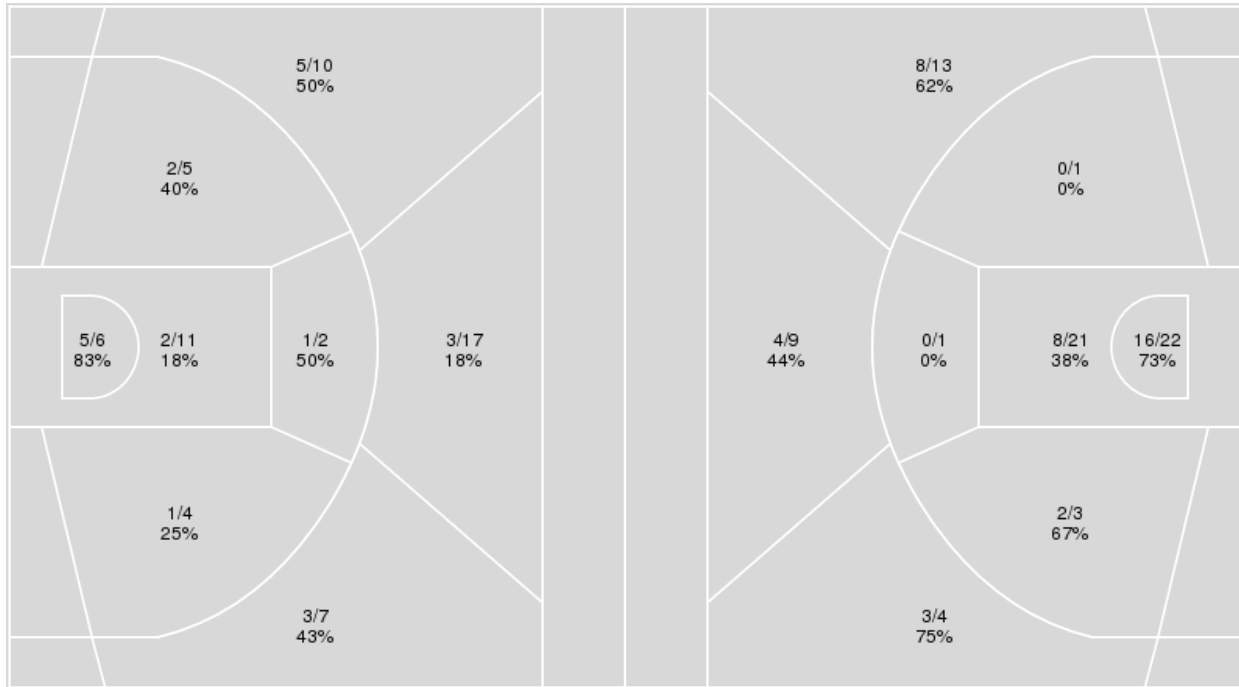
Officials: Don Daily, Steven Anderson, Rob Rorke

{ Players => 0, 1, 2, 3, 4, 5, 10, 12, 13, 15, 21, 22, 23, 24, 25, 34, 35; }
 FG Types => All; Results => All;

{ Players => 0, 1, 2, 3, 4, 12, 13, 14, 15, 20, 21, 22, 23, 25, 33, 44; } FG
 Types => All; Results => All;

Vanderbilt

Kentucky



| Vanderbilt | M/A | % |
|-------------|-------|----|
| Field Goals | 22/62 | 35 |
| 2 Points | 11/28 | 39 |
| 3 Points | 11/34 | 32 |
| Free Throws | 22/30 | 73 |

| Kentucky | M/A | % |
|-------------|-------|-----|
| Field Goals | 41/74 | 55 |
| 2 Points | 26/48 | 54 |
| 3 Points | 15/26 | 58 |
| Free Throws | 12/12 | 100 |



Kentucky at Vanderbilt

02/06/24 Memorial Gymnasium, Nashville, Tenn.

Vanderbilt vs. Kentucky

Game Time: 7:30 PM

Game Duration: 1:58

Attendance: 11,678

Officials: Don Daily, Steven Anderson, Rob Rorke

Kentucky

| No | Name | Mins | | Score | | Points Diff | | Points per Min | | Assists | | Rebounds | | Steals | | Turnovers | |
|----|------------------|-------|-------|----------|----------|-------------|-----|----------------|------|---------|-----|----------|-----|--------|-----|-----------|-----|
| | | On | Off | On | Off | On | Off | On | Off | On | Off | On | Off | On | Off | On | Off |
| 0 | Rob Dillingham | 29:35 | 10:26 | 90 - 61 | 19 - 16 | 29 | 3 | 3.04 | 1.82 | 19 | 3 | 33 | 17 | 8 | 2 | 9 | 3 |
| 1 | Justin Edwards | 19:36 | 20:24 | 53 - 41 | 56 - 36 | 12 | 20 | 2.70 | 2.75 | 9 | 13 | 22 | 28 | 4 | 6 | 5 | 7 |
| 2 | Aaron Bradshaw | 18:32 | 21:28 | 58 - 34 | 51 - 43 | 24 | 8 | 3.13 | 2.38 | 11 | 11 | 22 | 28 | 5 | 5 | 4 | 8 |
| 3 | Adou Thiero | 18:26 | 21:34 | 51 - 30 | 58 - 47 | 21 | 11 | 2.77 | 2.69 | 11 | 11 | 24 | 26 | 5 | 5 | 2 | 10 |
| 12 | Antonio Reeves | 31:01 | 08:59 | 82 - 60 | 27 - 17 | 22 | 10 | 2.64 | 3.01 | 15 | 7 | 42 | 8 | 9 | 1 | 9 | 3 |
| 13 | Grant Darbyshire | 00:37 | 39:24 | 0 - 0 | 109 - 77 | 0 | 32 | 0.00 | 2.77 | 0 | 22 | 1 | 49 | 0 | 10 | 0 | 12 |
| 14 | Brennan Canada | 00:37 | 39:24 | 0 - 0 | 109 - 77 | 0 | 32 | 0.00 | 2.77 | 0 | 22 | 1 | 49 | 0 | 10 | 0 | 12 |
| 15 | Reed Sheppard | 36:22 | 03:39 | 104 - 69 | 5 - 8 | 35 | -3 | 2.86 | 1.37 | 21 | 1 | 47 | 3 | 10 | 0 | 12 | 0 |
| 20 | Joey Hart | 02:16 | 37:44 | 5 - 4 | 104 - 73 | 1 | 31 | 2.21 | 2.76 | 2 | 20 | 2 | 48 | 0 | 10 | 1 | 11 |
| 23 | Jordan Burks | 15:10 | 24:51 | 32 - 32 | 77 - 45 | 0 | 32 | 2.11 | 3.10 | 8 | 14 | 20 | 30 | 1 | 9 | 8 | 4 |
| 25 | Kareem Watkins | 00:37 | 39:24 | 0 - 0 | 109 - 77 | 0 | 32 | 0.00 | 2.77 | 0 | 22 | 1 | 49 | 0 | 10 | 0 | 12 |
| 33 | Ugonna Onyenso | 15:12 | 24:48 | 34 - 29 | 75 - 48 | 5 | 27 | 2.24 | 3.02 | 7 | 15 | 21 | 29 | 4 | 6 | 4 | 8 |
| 44 | Zvonimir Ivisic | 12:02 | 27:58 | 36 - 25 | 73 - 52 | 11 | 21 | 2.99 | 2.61 | 7 | 15 | 14 | 36 | 4 | 6 | 6 | 6 |

Vanderbilt

| No | Name | Mins | | Score | | Points Diff | | Points per Min | | Assists | | Rebounds | | Steals | | Turnovers | |
|----|-----------------------|-------|-------|---------|----------|-------------|-----|----------------|------|---------|-----|----------|-----|--------|-----|-----------|-----|
| | | On | Off | On | Off | On | Off | On | Off | On | Off | On | Off | On | Off | On | Off |
| 0 | Tyrin Lawrence | 28:36 | 11:24 | 49 - 82 | 28 - 27 | -33 | 1 | 1.71 | 2.46 | 9 | 5 | 19 | 9 | 3 | 2 | 10 | 2 |
| 2 | Ven-Allen Lubin | 27:13 | 12:47 | 51 - 79 | 26 - 30 | -28 | -4 | 1.87 | 2.03 | 10 | 4 | 16 | 12 | 3 | 2 | 8 | 4 |
| 3 | Paul Lewis | 17:22 | 22:38 | 35 - 50 | 42 - 59 | -15 | -17 | 2.02 | 1.86 | 5 | 9 | 13 | 15 | 2 | 3 | 6 | 6 |
| 4 | Isaiah West | 12:38 | 27:22 | 30 - 32 | 47 - 77 | -2 | -30 | 2.37 | 1.72 | 5 | 9 | 6 | 22 | 3 | 2 | 3 | 9 |
| 5 | Ezra Manjon | 28:33 | 11:27 | 55 - 76 | 22 - 33 | -21 | -11 | 1.93 | 1.92 | 11 | 3 | 19 | 9 | 4 | 1 | 9 | 3 |
| 10 | Jordan Williams | 06:41 | 33:19 | 11 - 18 | 66 - 91 | -7 | -25 | 1.65 | 1.98 | 2 | 12 | 5 | 23 | 0 | 5 | 1 | 11 |
| 12 | Evan Taylor | 21:25 | 18:35 | 36 - 58 | 41 - 51 | -22 | -10 | 1.68 | 2.21 | 8 | 6 | 15 | 13 | 1 | 4 | 7 | 5 |
| 13 | Malik Presley | 11:31 | 28:29 | 24 - 25 | 53 - 84 | -1 | -31 | 2.08 | 1.86 | 6 | 8 | 12 | 16 | 2 | 3 | 4 | 8 |
| 21 | Tasos Kamateros | 12:53 | 27:07 | 34 - 33 | 43 - 76 | 1 | -33 | 2.64 | 1.59 | 5 | 9 | 11 | 17 | 1 | 4 | 4 | 8 |
| 23 | Jason Rivera-Torres | 14:39 | 25:21 | 27 - 44 | 50 - 65 | -17 | -15 | 1.84 | 1.97 | 4 | 10 | 10 | 18 | 1 | 4 | 3 | 9 |
| 24 | JaQualon "JQ" Roberts | 15:22 | 24:38 | 29 - 41 | 48 - 68 | -12 | -20 | 1.89 | 1.95 | 4 | 10 | 11 | 17 | 4 | 1 | 5 | 7 |
| 35 | Carter Lang | 03:07 | 36:53 | 4 - 7 | 73 - 102 | -3 | -29 | 1.28 | 1.98 | 1 | 13 | 3 | 25 | 1 | 4 | 0 | 12 |

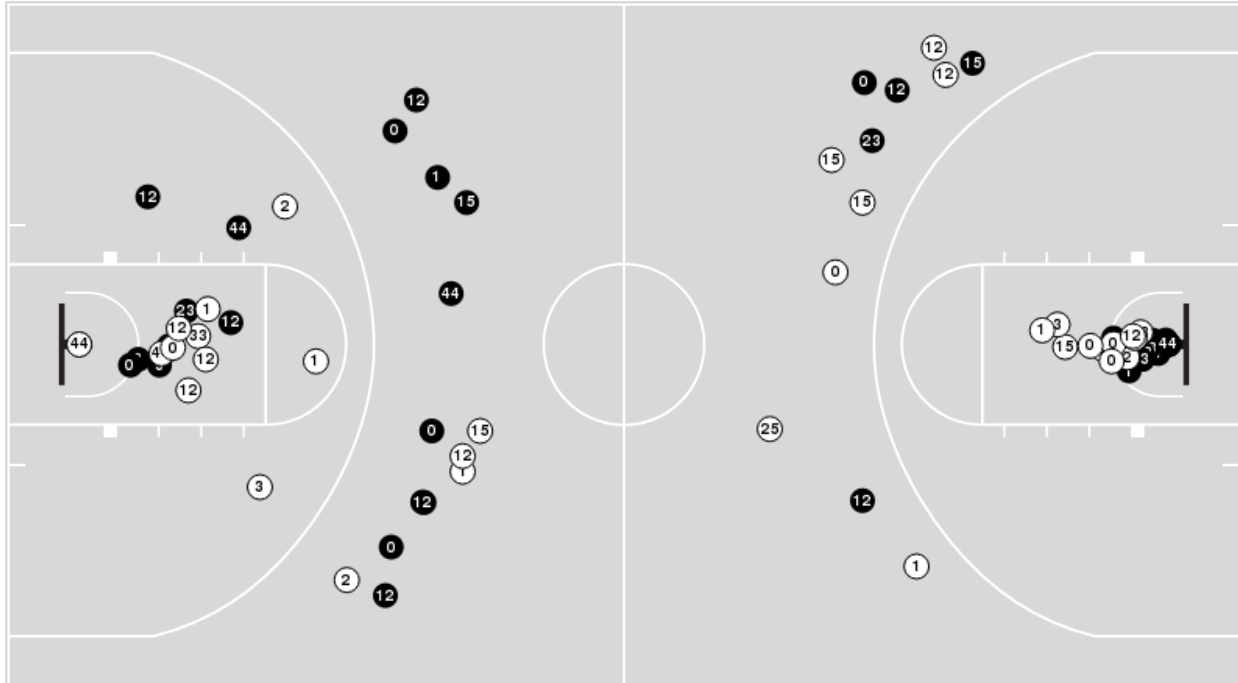


Officials: Don Daily, Steven Anderson, Rob Rorke

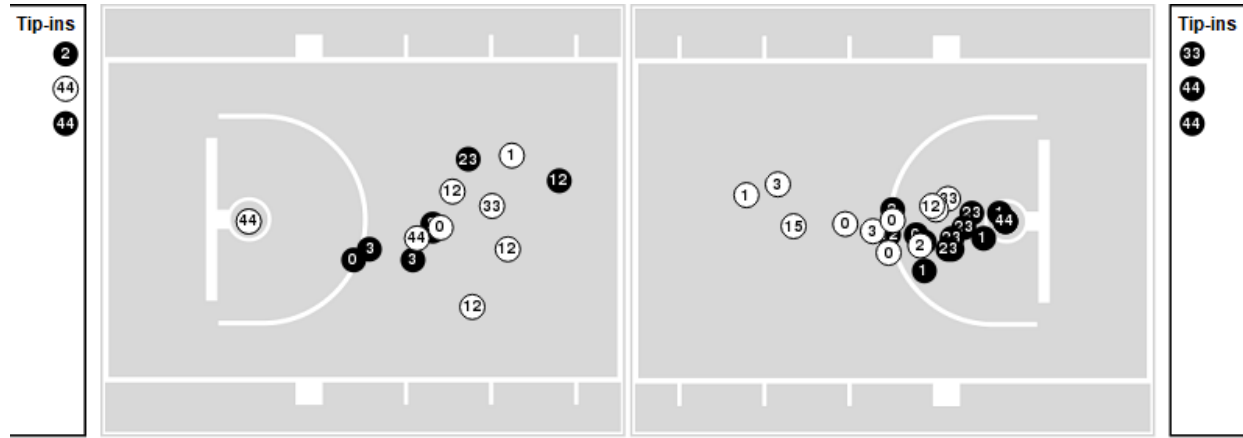
Players => 0, 1, 2, 3, 4, 12, 13, 14, 15, 20, 21, 22, 23, 25, 33, 44FG Types=>AllResults=>All

Kentucky

All Field Goals



Blow Up Chart



● Made ○ Missed N - Player Number

| Kentucky | M/A | % |
|-------------|-------|-----|
| Field Goals | 41/74 | 55 |
| 2 Points | 26/48 | 54 |
| 3 Points | 15/26 | 58 |
| Free Throws | 12/12 | 100 |

| Kentucky | M/A | % |
|----------------------|--------------|-----|
| Points in the Paint | 48 (24 / 43) | 56 |
| Fast Break Points | 30 (14/14) | 100 |
| Second Chance Points | 26 (12/18) | 67 |
| Effective FG% | 66 | |

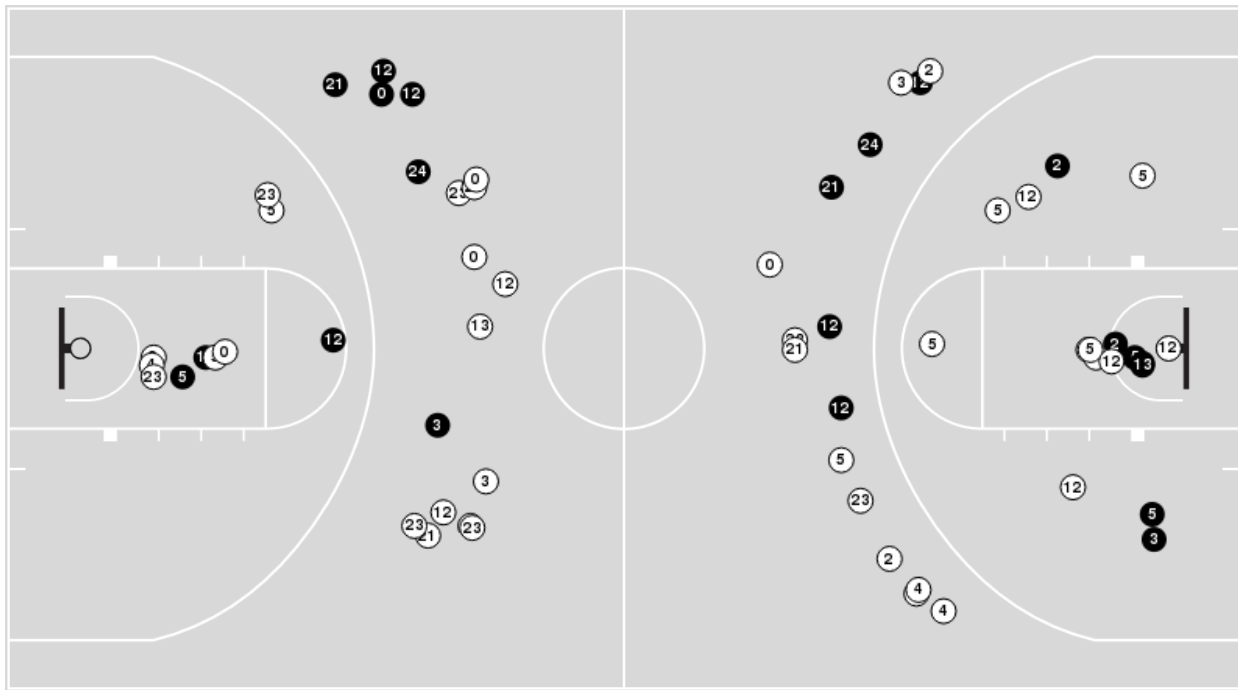


Officials: Don Daily, Steven Anderson, Rob Rorke

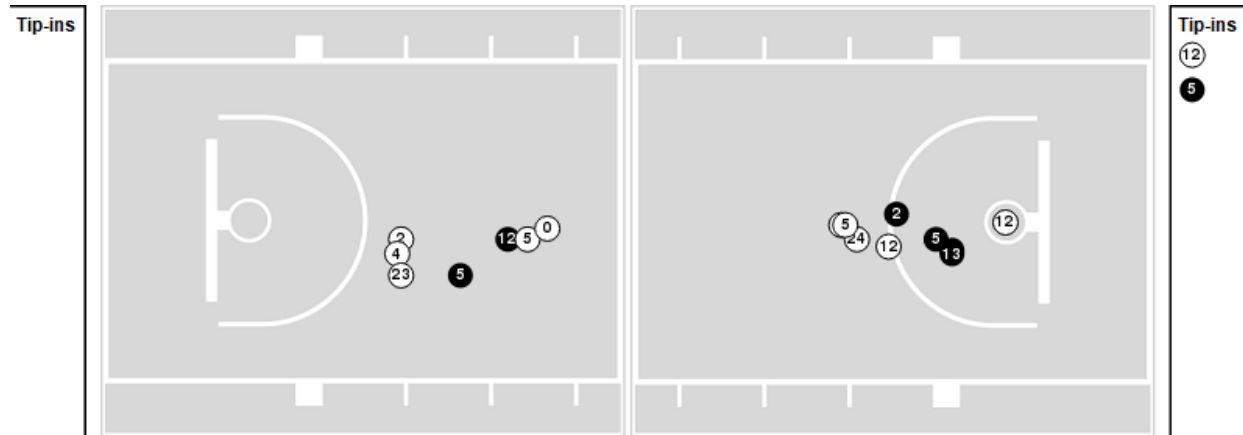
Players => 0, 1, 2, 3, 4, 5, 10, 12, 13, 15, 21, 22, 23, 24, 25, 34, 35 FG Types=>All Results=>All

Vanderbilt

All Field Goals



Blow Up Chart



● Made ○ Missed N - Player Number

| Vanderbilt | M/A | % |
|-------------|-------|----|
| Field Goals | 22/62 | 35 |
| 2 Points | 11/28 | 39 |
| 3 Points | 11/34 | 32 |
| Free Throws | 22/30 | 73 |

| Vanderbilt | M/A | % |
|----------------------|-------------|----|
| Points in the Paint | 14 (7 / 17) | 41 |
| Fast Break Points | 6 (3/4) | 75 |
| Second Chance Points | 14 (8/16) | 50 |
| Effective FG% | 44 | |



Kentucky at Vanderbilt

02/06/24 Memorial Gymnasium, Nashville, Tenn.
Vanderbilt vs. Kentucky

Game Time: 7:30 PM
Game Duration: 1:58
Attendance: 11,678

Officials: Don Daily, Steven Anderson, Rob Rorke

Kentucky

| Lineup | Quarter On | Time On | Quarter Off | Time Off | Time on Court | Score | Score Diff | Reb | Stl | Tov | Ass | PPP |
|--|------------|---------|-------------|----------|---------------|-------|------------|-----|-----|-----|-----|--------|
| 1- Edwards J/ 3- Thiero A/ 12- Reeves A/ 15- Sheppard R/ 33- Onyenso U/ | 1 | 20:00 | 1 | 17:17 | 02:43 | 5-2 | 3 | 4 | 0 | 0 | 1 | 1.2500 |
| 0- Dillingham R/ 3- Thiero A/ 12- Reeves A/ 15- Sheppard R/ 33- Onyenso U/ | 1 | 17:17 | 1 | 14:38 | 02:39 | 10-6 | 4 | 3 | 1 | 1 | 3 | 2.0000 |
| 0- Dillingham R/ 2- Bradshaw A/ 12- Reeves A/ 15- Sheppard R/ 44- Ivistic Z/ | 1 | 14:38 | 1 | 13:03 | 01:35 | 5-2 | 3 | 2 | 1 | 1 | 0 | 1.6667 |
| 0- Dillingham R/ 1- Edwards J/ 2- Bradshaw A/ 15- Sheppard R/ 44- Ivistic Z/ | 1 | 13:03 | 1 | 11:38 | 01:25 | 5-5 | 0 | 1 | 0 | 0 | 1 | 2.5000 |
| 0- Dillingham R/ 1- Edwards J/ 3- Thiero A/ 12- Reeves A/ 33- Onyenso U/ | 1 | 11:38 | 1 | 09:16 | 02:22 | 5-5 | 0 | 2 | 0 | 0 | 1 | 1.2500 |
| 0- Dillingham R/ 3- Thiero A/ 12- Reeves A/ 15- Sheppard R/ 33- Onyenso U/ | 1 | 09:16 | 1 | 08:48 | 00:28 | 2-0 | 2 | 1 | 1 | 0 | 0 | 2.2727 |
| 0- Dillingham R/ 2- Bradshaw A/ 3- Thiero A/ 12- Reeves A/ 15- Sheppard R/ | 1 | 08:48 | 1 | 06:41 | 02:07 | 10-2 | 8 | 2 | 1 | 0 | 3 | 2.0000 |
| 0- Dillingham R/ 2- Bradshaw A/ 12- Reeves A/ 15- Sheppard R/ 23- Burks J/ | 1 | 06:41 | 1 | 05:22 | 01:19 | 3-3 | 0 | 1 | 0 | 0 | 0 | 1.5000 |
| 1- Edwards J/ 12- Reeves A/ 15- Sheppard R/ 23- Burks J/ 33- Onyenso U/ | 1 | 05:22 | 1 | 05:09 | 00:13 | 0-1 | -1 | 1 | 0 | 1 | 0 | 0.0000 |
| 1- Edwards J/ 12- Reeves A/ 15- Sheppard R/ 23- Burks J/ 44- Ivistic Z/ | 1 | 05:09 | 1 | 04:07 | 01:02 | 2-4 | -2 | 2 | 0 | 1 | 0 | 1.0000 |
| 1- Edwards J/ 12- Reeves A/ 15- Sheppard R/ 23- Burks J/ 33- Onyenso U/ | 1 | 04:07 | 1 | 02:36 | 01:31 | 5-0 | 5 | 3 | 0 | 1 | 1 | 1.6667 |
| 0- Dillingham R/ 12- Reeves A/ 15- Sheppard R/ 23- Burks J/ 33- Onyenso U/ | 1 | 02:36 | 1 | 01:59 | 00:37 | 0-3 | -3 | 0 | 0 | 1 | 0 | 0.0000 |
| 0- Dillingham R/ 1- Edwards J/ 15- Sheppard R/ 23- Burks J/ 33- Onyenso U/ | 1 | 01:59 | 1 | 01:43 | 00:16 | 0-1 | -1 | 0 | 0 | 0 | 0 | 0.0000 |
| 0- Dillingham R/ 2- Bradshaw A/ 3- Thiero A/ 12- Reeves A/ 15- Sheppard R/ | 1 | 01:43 | 1 | 01:18 | 00:25 | 2-2 | 0 | 1 | 0 | 0 | 0 | 2.0000 |
| 2- Bradshaw A/ 3- Thiero A/ 12- Reeves A/ 15- Sheppard R/ 23- Burks J/ | 1 | 01:18 | 2 | 20:00 | 01:18 | 0-2 | -2 | 2 | 0 | 0 | 0 | 0.0000 |
| 1- Edwards J/ 3- Thiero A/ 12- Reeves A/ 15- Sheppard R/ 33- Onyenso U/ | 2 | 20:00 | 2 | 16:58 | 03:02 | 7-7 | 0 | 4 | 2 | 0 | 1 | 1.4000 |
| 0- Dillingham R/ 2- Bradshaw A/ 12- Reeves A/ 15- Sheppard R/ 33- Onyenso U/ | 2 | 16:58 | 2 | 16:36 | 00:22 | 0-1 | -1 | 1 | 0 | 0 | 0 | 0.0000 |
| 0- Dillingham R/ 2- Bradshaw A/ 12- Reeves A/ 15- Sheppard R/ 44- Ivistic Z/ | 2 | 16:36 | 2 | 14:12 | 02:24 | 9-3 | 6 | 3 | 2 | 1 | 2 | 1.8443 |
| 0- Dillingham R/ 12- Reeves A/ 15- Sheppard R/ 23- Burks J/ 33- Onyenso U/ | 2 | 14:12 | 2 | 13:13 | 00:59 | 0-3 | -3 | 2 | 0 | 0 | 0 | 0.0000 |
| 0- Dillingham R/ 12- Reeves A/ 15- Sheppard R/ 23- Burks J/ 44- Ivistic Z/ | 2 | 13:13 | 2 | 11:56 | 01:17 | 2-4 | -2 | 3 | 0 | 1 | 1 | 0.6667 |
| 0- Dillingham R/ 1- Edwards J/ 15- Sheppard R/ 23- Burks J/ 44- Ivistic Z/ | 2 | 11:56 | 2 | 09:36 | 02:20 | 7-6 | 1 | 0 | 1 | 1 | 2 | 1.7500 |
| 0- Dillingham R/ 1- Edwards J/ 3- Thiero A/ 15- Sheppard R/ 44- Ivistic Z/ | 2 | 09:36 | 2 | 09:32 | 00:04 | 2-0 | 2 | 0 | 0 | 0 | 0 | 2.2727 |
| 0- Dillingham R/ 1- Edwards J/ 3- Thiero A/ 12- Reeves A/ 44- Ivistic Z/ | 2 | 09:32 | 2 | 09:09 | 00:23 | 0-0 | 0 | 0 | 0 | 0 | 0 | 0.0000 |
| 0- Dillingham R/ 1- Edwards J/ 2- Bradshaw A/ 3- Thiero A/ 12- Reeves A/ | 2 | 09:09 | 2 | 08:52 | 00:17 | 0-3 | -3 | 0 | 0 | 0 | 0 | 0.0000 |
| 0- Dillingham R/ 1- Edwards J/ 2- Bradshaw A/ 12- Reeves A/ 15- Sheppard R/ | 2 | 08:52 | 2 | 04:54 | 03:58 | 15-7 | 8 | 5 | 1 | 1 | 2 | 1.7361 |
| 0- Dillingham R/ 1- Edwards J/ 2- Bradshaw A/ 15- Sheppard R/ 23- Burks J/ | 2 | 04:54 | 2 | 04:54 | 00:00 | 0-0 | 0 | 0 | 0 | 0 | 0 | 0.0000 |
| 0- Dillingham R/ 2- Bradshaw A/ 3- Thiero A/ 15- Sheppard R/ 23- Burks J/ | 2 | 04:54 | 2 | 03:48 | 01:06 | 4-0 | 4 | 2 | 0 | 0 | 1 | 2.0000 |
| 0- Dillingham R/ 3- Thiero A/ 15- Sheppard R/ 23- Burks J/ 44- Ivistic Z/ | 2 | 03:48 | 2 | 02:16 | 01:32 | 4-1 | 3 | 3 | 0 | 1 | 1 | 1.3333 |
| 0- Dillingham R/ 2- Bradshaw A/ 15- Sheppard R/ 20- Hart J/ 23- Burks J/ | 2 | 02:16 | 2 | 00:36 | 01:39 | 5-4 | 1 | 1 | 0 | 1 | 2 | 1.6667 |
| 2- Bradshaw A/ 13- Darbyshire G/ 14- Canada B/ 20- Hart J/ 25- Watkins K/ | 2 | 00:36 | 2 | 00:00 | 00:36 | 0-0 | 0 | 1 | 0 | 0 | 0 | 0.0000 |



Kentucky at Vanderbilt

02/06/24 Memorial Gymnasium, Nashville, Tenn.
Vanderbilt vs. Kentucky

Game Time: 7:30 PM
Game Duration: 1:58
Attendance: 11,678

Officials: Don Daily, Steven Anderson, Rob Rorke

Vanderbilt

| Lineup | Quarter On | Time On | Quarter Off | Time Off | Time on Court | Score | Score Diff | Reb | Stl | Tov | Ass | PPP |
|---|------------|---------|-------------|----------|---------------|-------|------------|-----|-----|-----|-----|--------|
| 0- Lawrence T/ 2- Lubin V/ 5- Manjon E/ 10- Williams J/ 12- Taylor E/ | 1 | 20:00 | 1 | 14:38 | 05:22 | 8-15 | -7 | 4 | 0 | 1 | 2 | 0.8889 |
| 0- Lawrence T/ 2- Lubin V/ 4- West I/ 5- Manjon E/ 12- Taylor E/ | 1 | 14:38 | 1 | 13:03 | 01:35 | 2-5 | -3 | 0 | 0 | 1 | 0 | 1.0000 |
| 2- Lubin V/ 4- West I/ 5- Manjon E/ 21- Kamateros T/ 23- Rivera-Torres J/ | 1 | 13:03 | 1 | 11:38 | 01:25 | 5-5 | 0 | 1 | 0 | 0 | 1 | 2.5000 |
| 2- Lubin V/ 3- Lewis P/ 4- West I/ 21- Kamateros T/ 23- Rivera-Torres J/ | 1 | 11:38 | 1 | 10:23 | 01:15 | 5-5 | 0 | 0 | 0 | 0 | 1 | 1.5060 |
| 3- Lewis P/ 4- West I/ 21- Kamateros T/ 23- Rivera-Torres J/ 24- Roberts J/ | 1 | 10:23 | 1 | 09:04 | 01:19 | 0-1 | -1 | 2 | 0 | 0 | 0 | 0.0000 |
| 0- Lawrence T/ 3- Lewis P/ 21- Kamateros T/ 23- Rivera-Torres J/ 24- Roberts J/ | 1 | 09:04 | 1 | 08:00 | 01:04 | 2-3 | -1 | 1 | 0 | 1 | 0 | 1.0000 |
| 0- Lawrence T/ 2- Lubin V/ 3- Lewis P/ 5- Manjon E/ 24- Roberts J/ | 1 | 08:00 | 1 | 06:41 | 01:19 | 0-8 | -8 | 0 | 0 | 1 | 0 | 0.0000 |
| 0- Lawrence T/ 2- Lubin V/ 5- Manjon E/ 10- Williams J/ 24- Roberts J/ | 1 | 06:41 | 1 | 05:22 | 01:19 | 3-3 | 0 | 1 | 0 | 0 | 0 | 1.2295 |
| 0- Lawrence T/ 2- Lubin V/ 4- West I/ 5- Manjon E/ 24- Roberts J/ | 1 | 05:22 | 1 | 04:07 | 01:15 | 5-2 | 3 | 0 | 2 | 0 | 1 | 1.7361 |
| 0- Lawrence T/ 2- Lubin V/ 4- West I/ 5- Manjon E/ 12- Taylor E/ | 1 | 04:07 | 1 | 02:36 | 01:31 | 0-5 | -5 | 0 | 0 | 0 | 0 | 0.0000 |
| 0- Lawrence T/ 5- Manjon E/ 12- Taylor E/ 13- Presley M/ 21- Kamateros T/ | 1 | 02:36 | 1 | 01:18 | 01:18 | 6-2 | 4 | 2 | 0 | 0 | 1 | 1.8072 |
| 0- Lawrence T/ 2- Lubin V/ 5- Manjon E/ 12- Taylor E/ 13- Presley M/ | 1 | 01:18 | 2 | 14:12 | 07:06 | 13-16 | -3 | 7 | 1 | 4 | 4 | 1.0188 |
| 0- Lawrence T/ 2- Lubin V/ 3- Lewis P/ 5- Manjon E/ 21- Kamateros T/ | 2 | 14:12 | 2 | 13:54 | 00:18 | 0-0 | 0 | 1 | 0 | 0 | 0 | 0.0000 |
| 2- Lubin V/ 3- Lewis P/ 4- West I/ 5- Manjon E/ 21- Kamateros T/ | 2 | 13:54 | 2 | 13:39 | 00:15 | 2-0 | 2 | 0 | 0 | 0 | 0 | 2.2727 |
| 3- Lewis P/ 4- West I/ 5- Manjon E/ 21- Kamateros T/ 24- Roberts J/ | 2 | 13:39 | 2 | 09:36 | 04:03 | 11-9 | 2 | 3 | 1 | 2 | 2 | 1.4175 |
| 0- Lawrence T/ 3- Lewis P/ 21- Kamateros T/ 23- Rivera-Torres J/ 24- Roberts J/ | 2 | 09:36 | 2 | 07:40 | 01:56 | 3-8 | -5 | 1 | 0 | 1 | 0 | 0.9036 |
| 0- Lawrence T/ 2- Lubin V/ 3- Lewis P/ 12- Taylor E/ 23- Rivera-Torres J/ | 2 | 07:40 | 2 | 04:54 | 02:46 | 7-9 | -2 | 2 | 0 | 1 | 1 | 1.1905 |
| 0- Lawrence T/ 2- Lubin V/ 5- Manjon E/ 12- Taylor E/ 23- Rivera-Torres J/ | 2 | 04:54 | 2 | 03:07 | 01:47 | 0-6 | -6 | 0 | 0 | 0 | 0 | 0.0000 |
| 2- Lubin V/ 3- Lewis P/ 13- Presley M/ 23- Rivera-Torres J/ 24- Roberts J/ | 2 | 03:07 | 2 | 03:07 | 00:00 | 1-0 | 1 | 0 | 0 | 0 | 0 | 1.1364 |
| 3- Lewis P/ 13- Presley M/ 23- Rivera-Torres J/ 24- Roberts J/ 35- Lang C/ | 2 | 03:07 | 2 | 00:00 | 03:07 | 4-7 | -3 | 3 | 1 | 0 | 1 | 0.8197 |



Kentucky at Vanderbilt

02/06/24 Memorial Gymnasium, Nashville, Tenn.
Vanderbilt vs. Kentucky

Game Time: 7:30 PM
Game Duration: 1:58
Attendance: 11,678

Officials: Don Daily, Steven Anderson, Rob Rorke

Kentucky

| Lineup | Time | Score | Score Diff | Pts/Min | Reb | Stl | Tov | Ass | PPP |
|--|-------|-------|------------|---------|-----|-----|-----|-----|--------|
| 1- Edwards J/ 3- Thiero A/ 12- Reeves A/ 15- Sheppard R/ 33- Onyenso U/ | 05:45 | 12-9 | 3 | 2.0870 | 8 | 2 | 0 | 2 | 1.3333 |
| 0- Dillingham R/ 2- Bradshaw A/ 12- Reeves A/ 15- Sheppard R/ 44- Ivisic Z/ | 03:59 | 14-5 | 9 | 3.5146 | 5 | 3 | 2 | 2 | 1.7766 |
| 0- Dillingham R/ 1- Edwards J/ 2- Bradshaw A/ 12- Reeves A/ 15- Sheppard R/ | 03:58 | 15-7 | 8 | 3.7815 | 5 | 1 | 1 | 2 | 1.7361 |
| 0- Dillingham R/ 3- Thiero A/ 12- Reeves A/ 15- Sheppard R/ 33- Onyenso U/ | 03:07 | 12-6 | 6 | 3.8503 | 4 | 2 | 1 | 3 | 2.0408 |
| 0- Dillingham R/ 2- Bradshaw A/ 3- Thiero A/ 12- Reeves A/ 15- Sheppard R/ | 02:32 | 12-4 | 8 | 4.7368 | 3 | 1 | 0 | 3 | 2.0000 |
| 0- Dillingham R/ 1- Edwards J/ 3- Thiero A/ 12- Reeves A/ 33- Onyenso U/ | 02:22 | 5-5 | 0 | 2.1127 | 2 | 0 | 0 | 1 | 1.2500 |
| 0- Dillingham R/ 1- Edwards J/ 15- Sheppard R/ 23- Burks J/ 44- Ivisic Z/ | 02:20 | 7-6 | 1 | 3.0000 | 0 | 1 | 1 | 2 | 1.7500 |
| 1- Edwards J/ 12- Reeves A/ 15- Sheppard R/ 23- Burks J/ 33- Onyenso U/ | 01:44 | 5-1 | 4 | 2.8846 | 4 | 0 | 2 | 1 | 1.2500 |
| 0- Dillingham R/ 2- Bradshaw A/ 15- Sheppard R/ 20- Hart J/ 23- Burks J/ | 01:39 | 5-4 | 1 | 3.0151 | 1 | 0 | 1 | 2 | 1.6667 |
| 0- Dillingham R/ 12- Reeves A/ 15- Sheppard R/ 23- Burks J/ 33- Onyenso U/ | 01:36 | 0-6 | -6 | 0.0000 | 2 | 0 | 1 | 0 | 0.0000 |
| 0- Dillingham R/ 3- Thiero A/ 15- Sheppard R/ 23- Burks J/ 44- Ivisic Z/ | 01:32 | 4-1 | 3 | 2.6087 | 3 | 0 | 1 | 1 | 1.3333 |
| 0- Dillingham R/ 1- Edwards J/ 2- Bradshaw A/ 15- Sheppard R/ 44- Ivisic Z/ | 01:25 | 5-5 | 0 | 3.5294 | 1 | 0 | 0 | 1 | 2.5000 |
| 0- Dillingham R/ 2- Bradshaw A/ 12- Reeves A/ 15- Sheppard R/ 23- Burks J/ | 01:19 | 3-3 | 0 | 2.2785 | 1 | 0 | 0 | 0 | 1.5000 |
| 2- Bradshaw A/ 3- Thiero A/ 12- Reeves A/ 15- Sheppard R/ 23- Burks J/ | 01:18 | 0-2 | -2 | 0.0000 | 2 | 0 | 0 | 0 | 0.0000 |
| 0- Dillingham R/ 12- Reeves A/ 15- Sheppard R/ 23- Burks J/ 44- Ivisic Z/ | 01:17 | 2-4 | -2 | 1.5584 | 3 | 0 | 1 | 1 | 0.6667 |
| 0- Dillingham R/ 2- Bradshaw A/ 3- Thiero A/ 15- Sheppard R/ 23- Burks J/ | 01:06 | 4-0 | 4 | 3.6364 | 2 | 0 | 0 | 1 | 2.0000 |
| 1- Edwards J/ 12- Reeves A/ 15- Sheppard R/ 23- Burks J/ 44- Ivisic Z/ | 01:02 | 2-4 | -2 | 1.9355 | 2 | 0 | 1 | 0 | 1.0000 |
| 2- Bradshaw A/ 13- Darbyshire G/ 14- Canada B/ 20- Hart J/ 25- Watkins K/ | 00:36 | 0-0 | 0 | 0.0000 | 1 | 0 | 0 | 0 | 0.0000 |
| 0- Dillingham R/ 1- Edwards J/ 3- Thiero A/ 12- Reeves A/ 44- Ivisic Z/ | 00:23 | 0-0 | 0 | 0.0000 | 0 | 0 | 0 | 0 | 0.0000 |
| 0- Dillingham R/ 2- Bradshaw A/ 12- Reeves A/ 15- Sheppard R/ 33- Onyenso U/ | 00:22 | 0-1 | -1 | 0.0000 | 1 | 0 | 0 | 0 | 0.0000 |
| 0- Dillingham R/ 1- Edwards J/ 2- Bradshaw A/ 3- Thiero A/ 12- Reeves A/ | 00:17 | 0-3 | -3 | 0.0000 | 0 | 0 | 0 | 0 | 0.0000 |
| 0- Dillingham R/ 1- Edwards J/ 15- Sheppard R/ 23- Burks J/ 33- Onyenso U/ | 00:16 | 0-1 | -1 | 0.0000 | 0 | 0 | 0 | 0 | 0.0000 |
| 0- Dillingham R/ 1- Edwards J/ 3- Thiero A/ 15- Sheppard R/ 44- Ivisic Z/ | 00:04 | 2-0 | 2 | 30.0000 | 0 | 0 | 0 | 0 | 2.2727 |
| 0- Dillingham R/ 1- Edwards J/ 2- Bradshaw A/ 15- Sheppard R/ 23- Burks J/ | 00:00 | 0-0 | 0 | NaN | 0 | 0 | 0 | 0 | 0.0000 |



Officials: Don Daily, Steven Anderson, Rob Rorke

Vanderbilt

| Lineup | Time | Score | Score Diff | Pts/Min | Reb | Stl | Tov | Ass | PPP |
|---|-------|-------|------------|---------|-----|-----|-----|-----|--------|
| 0- Lawrence T/ 2- Lubin V/ 5- Manjon E/ 12- Taylor E/ 13- Presley M/ | 07:06 | 13-16 | -3 | 1.8310 | 7 | 1 | 4 | 4 | 1.0188 |
| 0- Lawrence T/ 2- Lubin V/ 5- Manjon E/ 10- Williams J/ 12- Taylor E/ | 05:22 | 8-15 | -7 | 1.4907 | 4 | 0 | 1 | 2 | 0.8889 |
| 3- Lewis P/ 4- West I/ 5- Manjon E/ 21- Kamateros T/ 24- Roberts J/ | 04:03 | 11-9 | 2 | 2.7160 | 3 | 1 | 2 | 2 | 1.4175 |
| 3- Lewis P/ 13- Presley M/ 23- Rivera-Torres J/ 24- Roberts J/ 35- Lang C/ | 03:07 | 4-7 | -3 | 1.2834 | 3 | 1 | 0 | 1 | 0.8197 |
| 0- Lawrence T/ 2- Lubin V/ 4- West I/ 5- Manjon E/ 12- Taylor E/ | 03:06 | 2-10 | -8 | 0.6452 | 0 | 0 | 1 | 0 | 0.4505 |
| 0- Lawrence T/ 3- Lewis P/ 21- Kamateros T/ 23- Rivera-Torres J/ 24- Roberts J/ | 03:00 | 5-11 | -6 | 1.6667 | 2 | 0 | 2 | 0 | 0.9398 |
| 0- Lawrence T/ 2- Lubin V/ 3- Lewis P/ 12- Taylor E/ 23- Rivera-Torres J/ | 02:46 | 7-9 | -2 | 2.5301 | 2 | 0 | 1 | 1 | 1.1905 |
| 0- Lawrence T/ 2- Lubin V/ 5- Manjon E/ 12- Taylor E/ 23- Rivera-Torres J/ | 01:47 | 0-6 | -6 | 0.0000 | 0 | 0 | 0 | 0 | 0.0000 |
| 2- Lubin V/ 4- West I/ 5- Manjon E/ 21- Kamateros T/ 23- Rivera-Torres J/ | 01:25 | 5-5 | 0 | 3.5294 | 1 | 0 | 0 | 1 | 2.5000 |
| 3- Lewis P/ 4- West I/ 21- Kamateros T/ 23- Rivera-Torres J/ 24- Roberts J/ | 01:19 | 0-1 | -1 | 0.0000 | 2 | 0 | 0 | 0 | 0.0000 |
| 0- Lawrence T/ 2- Lubin V/ 3- Lewis P/ 5- Manjon E/ 24- Roberts J/ | 01:19 | 0-8 | -8 | 0.0000 | 0 | 0 | 1 | 0 | 0.0000 |
| 0- Lawrence T/ 2- Lubin V/ 5- Manjon E/ 10- Williams J/ 24- Roberts J/ | 01:19 | 3-3 | 0 | 2.2785 | 1 | 0 | 0 | 0 | 1.2295 |
| 0- Lawrence T/ 5- Manjon E/ 12- Taylor E/ 13- Presley M/ 21- Kamateros T/ | 01:18 | 6-2 | 4 | 4.6154 | 2 | 0 | 0 | 1 | 1.8072 |
| 2- Lubin V/ 3- Lewis P/ 4- West I/ 21- Kamateros T/ 23- Rivera-Torres J/ | 01:15 | 5-5 | 0 | 4.0000 | 0 | 0 | 0 | 1 | 1.5060 |
| 0- Lawrence T/ 2- Lubin V/ 4- West I/ 5- Manjon E/ 24- Roberts J/ | 01:15 | 5-2 | 3 | 4.0000 | 0 | 2 | 0 | 1 | 1.7361 |
| 0- Lawrence T/ 2- Lubin V/ 3- Lewis P/ 5- Manjon E/ 21- Kamateros T/ | 00:18 | 0-0 | 0 | 0.0000 | 1 | 0 | 0 | 0 | 0.0000 |
| 2- Lubin V/ 3- Lewis P/ 4- West I/ 5- Manjon E/ 21- Kamateros T/ | 00:15 | 2-0 | 2 | 8.0000 | 0 | 0 | 0 | 0 | 2.2727 |
| 2- Lubin V/ 3- Lewis P/ 13- Presley M/ 23- Rivera-Torres J/ 24- Roberts J/ | 00:00 | 1-0 | 1 | ∞ | 0 | 0 | 0 | 0 | 1.1364 |