



**Vanderbilt at Florida**

02/24/24 Exactech Arena at Stephen C. O'Connell Center, Gainesville  
2023-24 Men's Basketball

Game Time: 1:00 PM  
Game Duration: 1:51  
Attendance: 10,358

Officials: Terry Oglesby, Owen Shortt, Lucas Santos

**Vanderbilt - 64**

Record: 7-20 (2-12)

NO.	Name	F/G	Min	FG			Rebounds			Fouls		TP	AS	TO	ST	Blocks		+/-
				M-A	M-A	M-A	OR	DR	TOT	PF	FD					BS	BA	
2	Ven-Allen Lubin	F	31:31	4-11	1-2	6-12	4	3	7	3	7	15	0	2	2	1	2	-5
0	Tyrin Lawrence	G	17:43	2-5	0-1	3-4	0	1	1	1	3	7	0	1	0	1	0	-10
4	Isaiah West	G	08:19	0-0	0-0	1-2	0	2	2	1	1	1	1	0	0	0	0	-6
5	Ezra Manjon	G	32:16	5-11	0-1	0-0	1	4	5	1	0	10	3	4	3	0	0	-12
12	Evan Taylor	G	30:14	3-6	1-3	3-4	1	4	5	3	2	10	0	0	2	0	1	-9
3	Paul Lewis		21:47	1-6	1-5	0-0	0	0	0	2	0	3	0	1	0	0	0	-10
35	Carter Lang		05:17	0-1	0-0	0-0	1	1	2	0	0	0	0	0	0	0	0	-3
10	Jordan Williams		16:35	2-4	1-3	2-2	1	2	3	3	2	7	0	0	0	0	0	2
13	Malik Presley		07:03	0-0	0-0	1-2	0	0	0	1	1	1	0	0	0	0	0	-4
21	Tasos Kamateros		12:58	1-4	1-3	0-0	0	3	3	1	0	3	0	1	0	0	1	-9
23	Jason Rivera-Torres		16:17	2-8	0-4	3-3	1	4	5	1	2	7	2	1	1	0	1	1
Team							3	2	5			0		3				
<b>Totals</b>				20-56	5-22	19-29	12	26	38	17	18	64	6	13	8	2	5	-13

Shooting By Period		
1st FG%	7-27	25.9%
3PT%	1-7	14.3%
FT%	5-6	83.3%
2nd FG%	13-29	44.8%
3PT%	4-15	26.7%
FT%	14-23	60.9%
GM FG%	20-56	35.7%
3PT%	5-22	22.7%
FT%	19-29	65.5%

Dead Ball Rebounds: 7, 0

Technical Fouls::NONE

**Florida - 77**

Record: 19-8 (9-5)

NO.	Name	F/G	Min	FG			Rebounds			Fouls		TP	AS	TO	ST	Blocks		+/-
				M-A	M-A	M-A	OR	DR	TOT	PF	FD					BS	BA	
4	Tyrese Samuel	F	22:28	7-9	0-0	1-5	3	3	6	3	5	15	2	1	0	2	0	13
3	Micah Handlogten	C	13:54	0-1	0-1	0-0	0	3	3	5	0	0	2	0	0	1	0	3
0	Zyon Pullin	G	33:42	1-8	0-1	0-0	0	3	3	1	1	2	6	1	1	0	0	25
1	Walter Clayton Jr.	G	33:17	7-12	3-7	2-2	0	3	3	2	1	19	2	0	1	0	0	12
5	Will Richard	G	30:32	7-13	5-9	2-2	1	3	4	2	1	21	3	3	2	0	1	5
2	Riley Kugel		06:16	1-2	0-0	0-0	0	1	1	0	0	2	0	1	0	0	0	3
21	Alex Condon		26:06	1-4	0-1	6-8	2	7	9	2	8	8	1	2	1	0	0	10
10	Thomas Haugh		17:32	3-6	1-4	0-0	0	2	2	2	0	7	0	1	0	2	0	0
11	Denzel Aberdeen		14:30	1-5	0-1	1-2	2	0	2	1	1	3	1	1	0	0	1	1
30	Kajus Kublickas		01:43	0-0	0-0	0-0	0	0	0	0	0	0	0	2	0	0	0	-7
Team							2	2	4			0		0				
<b>Totals</b>				28-60	9-24	12-19	10	27	37	18	17	77	17	12	5	5	2	13

Shooting By Period		
1st FG%	14-34	41.2%
3PT%	5-13	38.5%
FT%	2-4	50%
2nd FG%	14-26	53.8%
3PT%	4-11	36.4%
FT%	10-15	66.7%
GM FG%	28-60	46.7%
3PT%	9-24	37.5%
FT%	12-19	63.2%

Dead Ball Rebounds: 3, 0

Technical Fouls::NONE

	VAN	UF
Biggest lead	0 (1st 20:00)	22 (2nd 8:21)
Best Scoring Run	9(2nd 5:37)	7(2nd 9:08)
Lead Changes	0	
Times Tied	0	
Time with Lead	00:00	39:43

Points from	VAN	UF
Turnovers	15	16
Paint	26	30
Second Chance	11	12
Fast Breaks	7	9
Bench	21	20

	Period by Period Scoring		
	1st	2nd	TOT
VAN	20	44	64
UF	35	42	77



**Vanderbilt at Florida**

02/24/24 Exactech Arena at Stephen C. O'Connell Center, Gainesville  
2023-24 Men's Basketball

**Game Time:** 1:00 PM  
**Game Duration:** 1:51  
**Attendance:** 10,358

**Officials:** Terry Oglesby, Owen Shortt, Lucas Santos

**Period 1**

**Quarter Starters:**

<b>UF</b>	0 Pullin Z	1 Clayton Jr. W	3 Handlogten M	4 Samuel T	5 Richard W
<b>VAN</b>	0 Lawrence T	2 Lubin V	4 West I	5 Manjon E	12 Taylor E

Game Time	UF	Score	Diff	VAN
20:00	3 HANDLOGTEN M jumpball won			2 LUBIN V jumpball lost
19:43	1 CLAYTON JR. W 3pt FG , jump shot made (3)	<b>3-0</b>	<b>3</b>	
19:43	3 HANDLOGTEN M assist (1)			
19:19				5 MANJON E turnover bad pass (1)
19:00	4 SAMUEL T 2pt FG from turnover in the paint, layup made (2)	<b>5-0</b>	<b>5</b>	
18:34	3 HANDLOGTEN M foul personal (1 - 1)			2 LUBIN V foul drawn (1)
18:17		<b>5-2</b>	<b>3</b>	2 LUBIN V 2pt FG in the paint, turnaround jump shot made (2)
18:07	4 SAMUEL T 2pt FG in the paint, dunk, made (4)	<b>7-2</b>	<b>5</b>	
18:07	5 RICHARD W assist (1)			
17:44		<b>7-4</b>	<b>3</b>	0 LAWRENCE T 2pt FG in the paint, layup made (2)
17:30	4 SAMUEL T 2pt FG in the paint, dunk, made (6)	<b>9-4</b>	<b>5</b>	
17:30	1 CLAYTON JR. W assist (1)			
17:12				0 LAWRENCE T 2pt FG in the paint, jump shot missed
17:11				2 LUBIN V offensive rebound (1)
17:10				2 LUBIN V 2pt FG second chance in the paint, layup blocked
17:10	3 HANDLOGTEN M block (1)			
17:09				offensive rebound (2)
17:05				turnover shot clock (2)
16:54	5 RICHARD W 3pt FG from turnover, jump shot made (3)	<b>12-4</b>	<b>8</b>	
16:54	3 HANDLOGTEN M assist (2)			
16:41		<b>12-7</b>	<b>5</b>	2 LUBIN V 3pt FG , jump shot made (5)
16:41				4 WEST I assist (1)
16:25	5 RICHARD W 3pt FG , jump shot missed			
16:22				5 MANJON E defensive rebound (1)
16:17				5 MANJON E 2pt FG in the paint, pull up jump shot missed
16:13				2 LUBIN V offensive rebound (2)
16:13				2 LUBIN V 2pt FG second chance in the paint, jump shot blocked
16:13	4 SAMUEL T block (1)			
16:07	3 HANDLOGTEN M defensive rebound (1)			
16:03	3 HANDLOGTEN M 3pt FG , jump shot missed			
16:00				12 TAYLOR E defensive rebound (1)
15:48				12 TAYLOR E 3pt FG , jump shot missed
15:44	1 CLAYTON JR. W defensive rebound (1)			
15:30	5 RICHARD W 3pt FG , jump shot missed			
15:27				4 WEST I defensive rebound (1)
15:14	4 SAMUEL T foul shooting (1 - 2)			0 LAWRENCE T foul drawn (1)
15:14	Timeout media			
15:14	3 HANDLOGTEN M substitution out			
15:14	5 RICHARD W substitution out			
15:14	2 KUGEL R substitution in			
15:14	21 CONDON A substitution in			
15:14				2 LUBIN V substitution out



**Vanderbilt at Florida**

02/24/24 Exactech Arena at Stephen C. O'Connell Center, Gainesville  
2023-24 Men's Basketball

**Game Time:** 1:00 PM  
**Game Duration:** 1:51  
**Attendance:** 10,358

**Officials:** Terry Oglesby, Owen Shortt, Lucas Santos

Game Time	UF	Score	Diff	VAN
15:14				4 WEST I substitution out
15:14				3 LEWIS P substitution in
15:14				35 LANG C substitution in
15:14		<b>12-8</b>	<b>4</b>	0 LAWRENCE T free throw 1 - 2 made (3)
15:14		<b>12-9</b>	<b>3</b>	0 LAWRENCE T free throw 2 - 2 made (4)
14:52	0 PULLIN Z 2pt FG outside the paint, jump shot missed			
14:52				defensive rebound (7)
14:38				0 LAWRENCE T 2pt FG in the paint, driving layup missed
14:36				offensive rebound (8)
14:31				5 MANJON E turnover bad pass (2)
14:04	2 KUGEL R 2pt FG from turnover in the paint, layup made (2)	<b>14-9</b>	<b>5</b>	
14:04	21 CONDON A assist (1)			
13:44				5 MANJON E 2pt FG outside the paint, jump shot missed
13:41				35 LANG C offensive rebound (1)
13:41				35 LANG C 2pt FG second chance in the paint, layup missed
13:38	21 CONDON A defensive rebound (1)			
13:29	2 KUGEL R 2pt FG outside the paint, jump shot missed			
13:26				35 LANG C defensive rebound (2)
13:17				12 TAYLOR E 2pt FG in the paint, jump shot blocked
13:17	4 SAMUEL T block (2)			
13:13	21 CONDON A defensive rebound (2)			
13:08	1 CLAYTON JR. W 3pt FG , jump shot made (6)	<b>17-9</b>	<b>8</b>	
12:41				3 LEWIS P 3pt FG , jump shot missed
12:38	2 KUGEL R defensive rebound (1)			
12:28	2 KUGEL R turnover lost ball (1)			12 TAYLOR E steal (1)
12:23		<b>17-11</b>	<b>6</b>	5 MANJON E 2pt FG fast break from turnover in the paint, layup made (2)
12:13	4 SAMUEL T 2pt FG in the paint, dunk, made (8)	<b>19-11</b>	<b>8</b>	
11:55				3 LEWIS P turnover lost ball (1)
11:55	Timeout media			
11:55	0 PULLIN Z substitution out			
11:55	4 SAMUEL T substitution out			
11:55	10 HAUGH T substitution in			
11:55	11 ABERDEEN D substitution in			
11:55				0 LAWRENCE T substitution out
11:55				5 MANJON E substitution out
11:55				12 TAYLOR E substitution out
11:55				10 WILLIAMS J substitution in
11:55				13 PRESLEY M substitution in
11:55				21 KAMATEROS T substitution in
11:32	21 CONDON A 2pt FG from turnover in the paint, layup missed			
11:30	21 CONDON A offensive rebound (3)			
11:28	21 CONDON A 2pt FG from turnover second chance in the paint, layup missed			
11:21				21 KAMATEROS T defensive rebound (1)
10:59				turnover shot clock (5)
10:42	10 HAUGH T 3pt FG from turnover, jump shot missed			
10:39				10 WILLIAMS J defensive rebound (1)
10:13				21 KAMATEROS T 3pt FG , jump shot missed
10:10	21 CONDON A defensive rebound (4)			

**Vanderbilt at Florida**02/24/24 Exactech Arena at Stephen C. O'Connell Center, Gainesville  
2023-24 Men's Basketball**Game Time:** 1:00 PM  
**Game Duration:** 1:51  
**Attendance:** 10,358**Officials:** Terry Oglesby, Owen Shortt, Lucas Santos

Game Time	UF	Score	Diff	VAN
09:57	21 CONDON A foul drawn (1)			3 LEWIS P foul personal (1 - 1)
09:57				35 LANG C substitution out
09:57				2 LUBIN V substitution in
09:46	1 CLAYTON JR. W 3pt FG , jump shot missed			
09:43				2 LUBIN V defensive rebound (3)
09:32				2 LUBIN V 2pt FG in the paint, jump shot missed
09:29	1 CLAYTON JR. W defensive rebound (2)			
09:15	11 ABERDEEN D 2pt FG in the paint, layup missed			
09:13	11 ABERDEEN D offensive rebound (1)			
09:12	11 ABERDEEN D 2pt FG second chance in the paint, layup missed			
09:10				2 LUBIN V defensive rebound (4)
08:58	1 CLAYTON JR. W foul personal (1 - 3)			10 WILLIAMS J foul drawn (1)
08:58	1 CLAYTON JR. W substitution out			
08:58	2 KUGEL R substitution out			
08:58	0 PULLIN Z substitution in			
08:58	5 RICHARD W substitution in			
08:58				3 LEWIS P substitution out
08:58				5 MANJON E substitution in
08:51		<b>19-13</b>	<b>6</b>	5 MANJON E 2pt FG in the paint, driving layup made (4)
08:33	10 HAUGH T 3pt FG , jump shot made (3)	<b>22-13</b>	<b>9</b>	
08:33	5 RICHARD W assist (2)			
08:17	21 CONDON A foul drawn (2)			2 LUBIN V foul offensive (1 - 2)
08:17				2 LUBIN V turnover offensive (1)
08:17	21 CONDON A substitution out			
08:17	3 HANDLOGTEN M substitution in			
08:01	10 HAUGH T 3pt FG from turnover, jump shot missed			
07:58				5 MANJON E defensive rebound (2)
07:50				21 KAMATEROS T 3pt FG , jump shot missed
07:47	10 HAUGH T defensive rebound (1)			
07:30	11 ABERDEEN D foul drawn (1)			13 PRESLEY M foul shooting (1 - 3)
07:30				Timeout media
07:30				10 WILLIAMS J substitution out
07:30				0 LAWRENCE T substitution in
07:30	11 ABERDEEN D free throw 1 - 2 made (1)	<b>23-13</b>	<b>10</b>	
07:30	11 ABERDEEN D free throw 2 - 2 missed			
07:28				21 KAMATEROS T defensive rebound (2)
07:15				0 LAWRENCE T turnover bad pass (1)
06:52	0 PULLIN Z 2pt FG from turnover outside the paint, jump shot missed			
06:49				21 KAMATEROS T defensive rebound (3)
06:41		<b>23-15</b>	<b>8</b>	5 MANJON E 2pt FG in the paint, pull up jump shot made (6)
06:15	11 ABERDEEN D 2pt FG outside the paint, jump shot blocked			
06:15				0 LAWRENCE T block (1)
06:15	11 ABERDEEN D offensive rebound (2)			
06:09	5 RICHARD W 3pt FG second chance, jump shot made (6)	<b>26-15</b>	<b>11</b>	
06:09	0 PULLIN Z assist (1)			
05:42				2 LUBIN V 2pt FG in the paint, jump shot missed
05:40	3 HANDLOGTEN M defensive rebound (2)			
05:32	5 RICHARD W 2pt FG outside the paint, jump shot made (8)	<b>28-15</b>	<b>13</b>	

**Vanderbilt at Florida**02/24/24 Exactech Arena at Stephen C. O'Connell Center, Gainesville  
2023-24 Men's Basketball**Game Time:** 1:00 PM  
**Game Duration:** 1:51  
**Attendance:** 10,358**Officials:** Terry Oglesby, Owen Shortt, Lucas Santos

Game Time	UF	Score	Diff	VAN
05:32	0 PULLIN Z assist (2)			
05:32				Timeout 30 Sec
05:32	10 HAUGH T substitution out			
05:32	11 ABERDEEN D substitution out			
05:32	1 CLAYTON JR. W substitution in			
05:32	4 SAMUEL T substitution in			
05:32				0 LAWRENCE T substitution out
05:32				23 RIVERA-TORRES J substitution in
05:14	3 HANDLOGTEN M foul shooting (2 - 4)			13 PRESLEY M foul drawn (1)
05:14				13 PRESLEY M free throw 1 - 2 missed
05:14				offensive dead ball rebound (1)
05:14	3 HANDLOGTEN M substitution out			
05:14	21 CONDON A substitution in			
05:14				21 KAMATEROS T substitution out
05:14				12 TAYLOR E substitution in
05:14		<b>28-16</b>	<b>12</b>	13 PRESLEY M free throw 2 - 2 made (1)
04:52				13 PRESLEY M substitution out
04:52				10 WILLIAMS J substitution in
04:45	4 SAMUEL T 2pt FG in the paint, jump shot missed			
04:41	4 SAMUEL T offensive rebound (1)			
04:39	1 CLAYTON JR. W 2pt FG second chance outside the paint, jump shot made (8)	<b>30-16</b>	<b>14</b>	
04:12				2 LUBIN V 2pt FG in the paint, jump shot missed
04:12	4 SAMUEL T defensive rebound (2)			
04:12	4 SAMUEL T foul drawn (1)			12 TAYLOR E foul personal (1 - 4)
03:59	0 PULLIN Z 2pt FG in the paint, layup made (2)	<b>32-16</b>	<b>16</b>	
03:59	5 RICHARD W assist (3)			
03:28				23 RIVERA-TORRES J 2pt FG in the paint, jump shot missed
03:25	5 RICHARD W defensive rebound (1)			
03:19	0 PULLIN Z 2pt FG in the paint, jump shot missed			
03:16				12 TAYLOR E defensive rebound (2)
03:10				5 MANJON E 3pt FG , jump shot missed
03:06	5 RICHARD W defensive rebound (2)			
03:00	4 SAMUEL T foul drawn (2)			10 WILLIAMS J foul shooting (1 - 5)
03:00		Timeout media		
03:00	4 SAMUEL T free throw 1 - 2 made (9)	<b>33-16</b>	<b>17</b>	
03:00	4 SAMUEL T free throw 2 - 2 missed			
02:59				12 TAYLOR E defensive rebound (3)
02:43	5 RICHARD W foul shooting (1 - 5)			23 RIVERA-TORRES J foul drawn (1)
02:43		<b>33-17</b>	<b>16</b>	23 RIVERA-TORRES J free throw 1 - 2 made (1)
02:43		<b>33-18</b>	<b>15</b>	23 RIVERA-TORRES J free throw 2 - 2 made (2)
02:29	21 CONDON A turnover lost ball (1)			5 MANJON E steal (1)
02:18		<b>33-20</b>	<b>13</b>	2 LUBIN V 2pt FG from turnover in the paint, layup made (7)
02:18				23 RIVERA-TORRES J assist (1)
02:09	5 RICHARD W turnover lost ball (1)			5 MANJON E steal (2)
02:00	jump ball situation			
01:47	0 PULLIN Z steal (1)			23 RIVERA-TORRES J turnover bad pass (1)
01:36	1 CLAYTON JR. W 3pt FG from turnover, jump shot missed			
01:36	21 CONDON A offensive rebound (5)			



Official Basketball Play by Play - First Half

**Vanderbilt at Florida**

02/24/24 Exactech Arena at Stephen C. O'Connell Center, Gainesville  
2023-24 Men's Basketball

**Game Time:** 1:00 PM  
**Game Duration:** 1:51  
**Attendance:** 10,358

**Officials:** Terry Oglesby, Owen Shortt, Lucas Santos

Game Time	UF	Score	Diff	VAN
01:36	21 CONDON A foul drawn (3)			10 WILLIAMS J foul personal (2 - 6)
01:36				10 WILLIAMS J substitution out
01:36				3 LEWIS P substitution in
01:29	21 CONDON A turnover bad pass (2)			
01:22				3 LEWIS P 2pt FG from turnover in the paint, layup missed
01:19	21 CONDON A defensive rebound (6)			
01:11	5 RICHARD W 2pt FG in the paint, layup missed			
01:06	4 SAMUEL T offensive rebound (3)			
01:06	4 SAMUEL T 2pt FG second chance in the paint, dunk, made (11)	<b>35-20</b>	<b>15</b>	
00:52				2 LUBIN V 3pt FG , jump shot missed
00:48	4 SAMUEL T defensive rebound (4)			
00:44	5 RICHARD W 2pt FG fast break in the paint, layup blocked			
00:44				2 LUBIN V block (1)
00:40				23 RIVERA-TORRES J defensive rebound (1)
00:15				5 MANJON E 2pt FG in the paint, jump shot missed
00:12	1 CLAYTON JR. W defensive rebound (3)			
00:03	5 RICHARD W 3pt FG , jump shot missed			
00:01				23 RIVERA-TORRES J defensive rebound (2)
<b>END OF PERIOD</b>				
<b>UF 35-20 VAN</b>				



**Vanderbilt at Florida**

02/24/24 Exactech Arena at Stephen C. O'Connell Center, Gainesville  
2023-24 Men's Basketball

Game Time: 1:00 PM  
Game Duration: 1:51  
Attendance: 10,358

Officials: Terry Oglesby, Owen Shortt, Lucas Santos

**Vanderbilt - 20**

NO.	Name	F/G	Min	FG	3P	FT	Rebounds			Fouls		TP	AS	TO	ST	Blocks		+/-
							M-A	M-A	M-A	OR	DR					TOT	PF	
2	Ven-Allen Lubin	F	14:43	3-9	1-2	0-0	2	2	4	1	1	7	0	1	0	1	2	-12
0	Tyrin Lawrence	G	10:03	1-3	0-0	2-2	0	0	0	0	1	4	0	1	0	1	0	-12
4	Isaiah West	G	04:46	0-0	0-0	0-0	0	1	1	0	0	0	1	0	0	0	0	-5
5	Ezra Manjon	G	17:03	3-7	0-1	0-0	0	2	2	0	0	6	0	2	2	0	0	-15
12	Evan Taylor	G	13:19	0-2	0-1	0-0	0	3	3	1	0	0	0	0	1	0	1	-10
3	Paul Lewis		07:52	0-2	0-1	0-0	0	0	0	1	0	0	0	1	0	0	0	-5
35	Carter Lang		05:17	0-1	0-0	0-0	1	1	2	0	0	0	0	0	0	0	0	-3
10	Jordan Williams		07:41	0-0	0-0	0-0	0	1	1	2	1	0	0	0	0	0	0	-2
13	Malik Presley		07:03	0-0	0-0	1-2	0	0	0	1	1	1	0	0	0	0	0	-4
21	Tasos Kamateros		06:41	0-2	0-2	0-0	0	3	3	0	0	0	0	0	0	0	0	-5
23	Jason Rivera-Torres		05:32	0-1	0-0	2-2	0	2	2	0	1	2	1	1	0	0	0	-2
Team							2	1	3			0		2				
<b>Totals</b>				7-27	1-7	5-6	5	16	21	6	5	20	2	8	3	2	3	-15

Shooting By Period		
1st FG%	7-27	25.9%
3PT%	1-7	14.3%
FT%	5-6	83.3%
GM FG%	7-27	25.9%
3PT%	1-7	14.3%
FT%	5-6	83.3%

Dead Ball Rebounds: 1, 0

Technical Fouls::NONE

**Florida - 35**

NO.	Name	F/G	Min	FG	3P	FT	Rebounds			Fouls		TP	AS	TO	ST	Blocks		+/-
							M-A	M-A	M-A	OR	DR					TOT	PF	
4	Tyrese Samuel	F	13:37	5-6	0-0	1-2	2	2	4	1	2	11	0	0	0	2	0	10
3	Micah Handlogten	C	07:49	0-1	0-1	0-0	0	2	2	2	0	0	2	0	0	1	0	9
0	Zyon Pullin	G	17:03	1-4	0-0	0-0	0	0	0	0	0	2	2	0	1	0	0	15
1	Walter Clayton Jr.	G	16:34	3-5	2-4	0-0	0	3	3	1	0	8	1	0	0	0	0	10
5	Will Richard	G	13:44	3-8	2-5	0-0	0	2	2	1	0	8	3	1	0	0	1	12
2	Riley Kugel		06:16	1-2	0-0	0-0	0	1	1	0	0	2	0	1	0	0	0	3
21	Alex Condon		12:11	0-2	0-0	0-0	2	4	6	0	3	0	1	2	0	0	0	6
10	Thomas Haugh		06:23	1-3	1-3	0-0	0	1	1	0	0	3	0	0	0	0	0	5
11	Denzel Aberdeen		06:23	0-3	0-0	1-2	2	0	2	0	1	1	0	0	0	0	1	5
Team							0	0	0			0		0				
<b>Totals</b>				14-34	5-13	2-4	6	15	21	5	6	35	9	4	1	3	2	15

Shooting By Period		
1st FG%	14-34	41.2%
3PT%	5-13	38.5%
FT%	2-4	50%
GM FG%	14-34	41.2%
3PT%	5-13	38.5%
FT%	2-4	50.0%

Dead Ball Rebounds: 0, 0

Technical Fouls::NONE

	VAN	UF
Biggest lead	0 (1 <sup>st</sup> 20:00)	17 (1 <sup>st</sup> 3:00)
Best Scoring Run	5 (1 <sup>st</sup> 15:14)	5 (1 <sup>st</sup> 19:00)
Lead Changes	0	
Times Tied	0	
Time with Lead	00:00	19:43

	VAN	UF
Points from		
Turnovers	4	7
Paint	12	14
Second Chance	0	7
Fast Breaks	2	0
Bench	3	6

	Period by Period Scoring		
	1st	2nd	TOT
VAN	20	44	64
UF	35	42	77



**Officials:** Terry Oglesby, Owen Shortt, Lucas Santos

**Period 2**

**Quarter Starters:**

<b>UF</b>	0 Pullin Z	1 Clayton Jr. W	3 Handlogten M	4 Samuel T	5 Richard W
<b>VAN</b>	0 Lawrence T	2 Lubin V	4 West I	5 Manjon E	12 Taylor E

Game Time	UF	Score	Diff	VAN
20:00	21 CONDON A substitution out			
20:00	3 HANDLOGTEN M substitution in			
20:00				3 LEWIS P substitution out
20:00				23 RIVERA-TORRES J substitution out
20:00				0 LAWRENCE T substitution in
20:00				4 WEST I substitution in
19:47	1 CLAYTON JR. W 3pt FG , jump shot made (11)	<b>38-20</b>	<b>18</b>	
19:47	4 SAMUEL T assist (1)			
19:18		<b>38-23</b>	<b>15</b>	12 TAYLOR E 3pt FG , jump shot made (3)
19:18				5 MANJON E assist (1)
18:55	4 SAMUEL T 2pt FG in the paint, layup made (13)	<b>40-23</b>	<b>17</b>	
18:55	4 SAMUEL T foul drawn (3)			12 TAYLOR E foul shooting (2 - 1)
18:55	4 SAMUEL T free throw 1 - 1 missed			
18:54	offensive rebound (22)			
18:36	1 CLAYTON JR. W 3pt FG second chance, jump shot missed			
18:33	offensive rebound (23)			
18:21	4 SAMUEL T foul drawn (4)			12 TAYLOR E foul shooting (3 - 2)
18:21	4 SAMUEL T free throw 1 - 2 missed			
18:21	offensive dead ball rebound (1)			
18:21	4 SAMUEL T free throw 2 - 2 missed			
18:20				12 TAYLOR E defensive rebound (4)
17:52				0 LAWRENCE T 3pt FG , jump shot missed
17:49				2 LUBIN V offensive rebound (5)
17:49	3 HANDLOGTEN M foul shooting (3 - 1)			2 LUBIN V foul drawn (2)
17:49				2 LUBIN V free throw fast break 1 - 2 missed
17:49				offensive dead ball rebound (2)
17:49				2 LUBIN V free throw fast break 2 - 2 missed
17:48	4 SAMUEL T defensive rebound (5)			
17:39	0 PULLIN Z foul drawn (1)			5 MANJON E foul personal (1 - 3)
17:37	1 CLAYTON JR. W 2pt FG outside the paint, jump shot made (13)	<b>42-23</b>	<b>19</b>	
17:37	0 PULLIN Z assist (3)			
17:18	5 RICHARD W foul personal (2 - 2)			0 LAWRENCE T foul drawn (2)
17:13	4 SAMUEL T foul shooting (2 - 3)			4 WEST I foul drawn (1)
17:13				4 WEST I free throw 1 - 2 missed
17:13				offensive dead ball rebound (3)
17:13		<b>42-24</b>	<b>18</b>	4 WEST I free throw 2 - 2 made (1)
17:03	4 SAMUEL T foul drawn (5)			4 WEST I foul personal (1 - 4)
17:00	4 SAMUEL T turnover bad pass (1)			2 LUBIN V steal (1)
16:49	1 CLAYTON JR. W foul shooting (2 - 4)			2 LUBIN V foul drawn (3)
16:49				2 LUBIN V free throw 1 - 2 missed
16:49				offensive dead ball rebound (4)
16:49				2 LUBIN V free throw 2 - 2 missed





Official Basketball Play by Play - Second Half  
**Vanderbilt at Florida**  
 02/24/24 Exactech Arena at Stephen C. O'Connell Center, Gainesville  
 2023-24 Men's Basketball

**Game Time:** 1:00 PM  
**Game Duration:** 1:51  
**Attendance:** 10,358

**Officials:** Terry Oglesby, Owen Shortt, Lucas Santos

Game Time	UF	Score	Diff	VAN
16:48	3 HANDLOGTEN M defensive rebound (3)			
16:40	4 SAMUEL T 2pt FG in the paint, jump shot missed			
16:37				4 WEST I defensive rebound (2)
16:31				5 MANJON E 2pt FG in the paint, layup missed
16:29				5 MANJON E offensive rebound (3)
16:27		<b>42-26</b>	<b>16</b>	12 TAYLOR E 2pt FG second chance in the paint, layup made (5)
16:27	3 HANDLOGTEN M foul shooting (4 - 5)			12 TAYLOR E foul drawn (1)
16:27	3 HANDLOGTEN M substitution out			
16:27	21 CONDON A substitution in			
16:27				4 WEST I substitution out
16:27				3 LEWIS P substitution in
16:27		<b>42-27</b>	<b>15</b>	12 TAYLOR E free throw 1 - 1 made (6)
16:10	0 PULLIN Z turnover bad pass (1)			
15:56		<b>42-29</b>	<b>13</b>	5 MANJON E 2pt FG from turnover in the paint, driving layup made (8)
15:45	0 PULLIN Z 2pt FG outside the paint, jump shot missed			
15:43	4 SAMUEL T offensive rebound (6)			
15:42	5 RICHARD W 3pt FG second chance, jump shot made (11)	<b>45-29</b>	<b>16</b>	
15:42	4 SAMUEL T assist (2)			
15:32	5 RICHARD W steal (1)			5 MANJON E turnover lost ball (3)
15:29	5 RICHARD W foul drawn (1)			2 LUBIN V foul shooting (2 - 5)
15:29	Timeout media			
15:29	4 SAMUEL T substitution out			
15:29	10 HAUGH T substitution in			
15:29	5 RICHARD W free throw fast break 1 - 2 made (12)	<b>46-29</b>	<b>17</b>	
15:29	5 RICHARD W free throw fast break 2 - 2 made (13)	<b>47-29</b>	<b>18</b>	
15:03	10 HAUGH T foul shooting (1 - 6)			2 LUBIN V foul drawn (4)
15:03		<b>47-30</b>	<b>17</b>	2 LUBIN V free throw 1 - 2 made (8)
15:03				2 LUBIN V free throw 2 - 2 missed
15:02	21 CONDON A defensive rebound (7)			
14:59	5 RICHARD W turnover lost ball (2)			5 MANJON E steal (3)
14:48		<b>47-33</b>	<b>14</b>	3 LEWIS P 3pt FG from turnover, jump shot made (3)
14:48				5 MANJON E assist (2)
14:32	0 PULLIN Z 2pt FG in the paint, layup missed			
14:30				2 LUBIN V defensive rebound (6)
14:17		<b>47-35</b>	<b>12</b>	5 MANJON E 2pt FG in the paint, layup made (10)
14:02	21 CONDON A 3pt FG , jump shot missed			
13:58				0 LAWRENCE T defensive rebound (1)
13:51		<b>47-37</b>	<b>10</b>	0 LAWRENCE T 2pt FG in the paint, jump shot made (6)
13:27	21 CONDON A foul drawn (4)			0 LAWRENCE T foul personal (1 - 6)
13:21	21 CONDON A 2pt FG in the paint, turnaround jump shot made (2)	<b>49-37</b>	<b>12</b>	
12:53				3 LEWIS P 3pt FG , jump shot missed
12:50				12 TAYLOR E offensive rebound (5)
12:49				turnover shot clock (10)
12:36	1 CLAYTON JR. W 3pt FG from turnover, jump shot missed			
12:33	5 RICHARD W offensive rebound (3)			
12:31	5 RICHARD W 2pt FG from turnover second chance in the paint, layup made (15)	<b>51-37</b>	<b>14</b>	



**Officials:** Terry Oglesby, Owen Shortt, Lucas Santos

Game Time	UF	Score	Diff	VAN
12:20	21 CONDON A foul shooting (1 - 7)			0 LAWRENCE T foul drawn (3)
12:20				0 LAWRENCE T free throw 1 - 2 missed
12:20				offensive dead ball rebound (5)
12:20	5 RICHARD W substitution out			
12:20	11 ABERDEEN D substitution in			
12:20				2 LUBIN V substitution out
12:20				21 KAMATEROS T substitution in
12:20		<b>51-38</b>	<b>13</b>	0 LAWRENCE T free throw 2 - 2 made (7)
12:20				0 LAWRENCE T substitution out
12:20				23 RIVERA-TORRES J substitution in
12:04	11 ABERDEEN D 2pt FG outside the paint, floating jump shot made (3)	<b>53-38</b>	<b>15</b>	
12:04	0 PULLIN Z assist (4)			
11:43	1 CLAYTON JR. W steal (1)			5 MANJON E turnover bad pass (4)
11:39	1 CLAYTON JR. W 2pt FG fast break from turnover in the paint, layup made (15)	<b>55-38</b>	<b>17</b>	
11:19				23 RIVERA-TORRES J 3pt FG , jump shot missed
11:15	21 CONDON A defensive rebound (8)			
11:05	11 ABERDEEN D 3pt FG , jump shot missed			
11:02				5 MANJON E defensive rebound (4)
10:57		<b>55-41</b>	<b>14</b>	21 KAMATEROS T 3pt FG , jump shot made (3)
10:57				23 RIVERA-TORRES J assist (2)
10:38	21 CONDON A foul drawn (5)			21 KAMATEROS T foul shooting (1 - 7)
10:38	Timeout media			
10:38				5 MANJON E substitution out
10:38				10 WILLIAMS J substitution in
10:38	21 CONDON A free throw 1 - 2 missed			
10:38	offensive dead ball rebound (2)			
10:38	21 CONDON A free throw 2 - 2 made (3)	<b>56-41</b>	<b>15</b>	
10:18	21 CONDON A steal (1)			21 KAMATEROS T turnover bad pass (1)
10:15	10 HAUGH T 2pt FG fast break from turnover in the paint, dunk, made (5)	<b>58-41</b>	<b>17</b>	
10:15	11 ABERDEEN D assist (1)			
09:51				21 KAMATEROS T 2pt FG in the paint, layup blocked
09:51	10 HAUGH T block (1)			
09:51	defensive rebound (30)			
09:39	10 HAUGH T 2pt FG in the paint, layup made (7)	<b>60-41</b>	<b>19</b>	
09:24				23 RIVERA-TORRES J 3pt FG , jump shot missed
09:21	0 PULLIN Z defensive rebound (1)			
09:08	21 CONDON A foul drawn (6)			3 LEWIS P foul personal (2 - 8)
09:08	1 CLAYTON JR. W substitution out			
09:08	5 RICHARD W substitution in			
09:08				12 TAYLOR E substitution out
09:08				2 LUBIN V substitution in
09:08	21 CONDON A 1&1 free throw 1 made (4)	<b>61-41</b>	<b>20</b>	
09:08	21 CONDON A 1&1 free throw 2 made (5)	<b>62-41</b>	<b>21</b>	
08:44		<b>62-43</b>	<b>19</b>	23 RIVERA-TORRES J 2pt FG outside the paint, turnaround jump shot made (4)
08:21	5 RICHARD W 3pt FG , jump shot made (18)	<b>65-43</b>	<b>22</b>	
08:21	0 PULLIN Z assist (5)			



**Officials:** Terry Oglesby, Owen Shortt, Lucas Santos

Game Time	UF	Score	Diff	VAN
08:00				23 RIVERA-TORRES J 2pt FG in the paint, layup blocked
08:00	10 HAUGH T block (2)			
07:56	10 HAUGH T defensive rebound (2)			
07:53	0 PULLIN Z 3pt FG , jump shot missed			
07:49				23 RIVERA-TORRES J defensive rebound (3)
07:34	10 HAUGH T foul shooting (2 - 8)			10 WILLIAMS J foul drawn (2)
07:34	Timeout media			
07:34	0 PULLIN Z substitution out			
07:34	21 CONDON A substitution out			
07:34	1 CLAYTON JR. W substitution in			
07:34	3 HANDLOGTEN M substitution in			
07:34				3 LEWIS P substitution out
07:34				5 MANJON E substitution in
07:34		<b>65-44</b>	<b>21</b>	10 WILLIAMS J free throw 1 - 2 made (1)
07:34		<b>65-45</b>	<b>20</b>	10 WILLIAMS J free throw 2 - 2 made (2)
07:05	5 RICHARD W 3pt FG , jump shot missed			
07:03				23 RIVERA-TORRES J defensive rebound (4)
06:36		<b>65-47</b>	<b>18</b>	2 LUBIN V 2pt FG in the paint, layup made (10)
06:24	10 HAUGH T 3pt FG , jump shot missed			
06:21				10 WILLIAMS J defensive rebound (2)
06:07				23 RIVERA-TORRES J 3pt FG , jump shot missed
06:03				offensive rebound (33)
06:03	10 HAUGH T substitution out			
06:03	4 SAMUEL T substitution in			
06:03				21 KAMATEROS T substitution out
06:03				12 TAYLOR E substitution in
05:56	4 SAMUEL T foul shooting (3 - 9)			12 TAYLOR E foul drawn (2)
05:56		<b>65-48</b>	<b>17</b>	12 TAYLOR E free throw 1 - 3 made (7)
05:56				12 TAYLOR E free throw 2 - 3 missed
05:56				offensive dead ball rebound (6)
05:56	11 ABERDEEN D substitution out			
05:56	0 PULLIN Z substitution in			
05:56		<b>65-49</b>	<b>16</b>	12 TAYLOR E free throw 3 - 3 made (8)
05:46	1 CLAYTON JR. W 2pt FG in the paint, driving layup missed			
05:44				5 MANJON E defensive rebound (5)
05:37		<b>65-52</b>	<b>13</b>	10 WILLIAMS J 3pt FG , jump shot made (5)
05:37				5 MANJON E assist (3)
05:22	1 CLAYTON JR. W foul drawn (1)			10 WILLIAMS J foul personal (3 - 9)
05:22	1 CLAYTON JR. W 1&1 free throw 1 made (16)	<b>66-52</b>	<b>14</b>	
05:22	1 CLAYTON JR. W 1&1 free throw 2 made (17)	<b>67-52</b>	<b>15</b>	
05:03				2 LUBIN V 2pt FG in the paint, jump shot missed
05:02				23 RIVERA-TORRES J offensive rebound (5)
05:02	3 HANDLOGTEN M foul shooting (5 - 10)			2 LUBIN V foul drawn (5)
05:02	3 HANDLOGTEN M substitution out			
05:02	21 CONDON A substitution in			
05:02		<b>67-53</b>	<b>14</b>	2 LUBIN V free throw 1 - 2 made (11)
05:02				10 WILLIAMS J substitution out
05:02				3 LEWIS P substitution in
05:02		<b>67-54</b>	<b>13</b>	2 LUBIN V free throw 2 - 2 made (12)



Official Basketball Play by Play - Second Half  
**Vanderbilt at Florida**  
 02/24/24 Exactech Arena at Stephen C. O'Connell Center, Gainesville  
 2023-24 Men's Basketball

**Game Time:** 1:00 PM  
**Game Duration:** 1:51  
**Attendance:** 10,358

**Officials:** Terry Oglesby, Owen Shortt, Lucas Santos

Game Time	UF	Score	Diff	VAN
04:43	0 PULLIN Z 2pt FG outside the paint, jump shot missed			
04:40				defensive rebound (36)
04:26				23 RIVERA-TORRES J 3pt FG , jump shot missed
04:21	0 PULLIN Z defensive rebound (2)			
04:15	21 CONDON A foul drawn (7)			2 LUBIN V foul personal (3 - 10)
04:15	21 CONDON A free throw 1 - 2 made (6)	<b>68-54</b>	<b>14</b>	
04:15	21 CONDON A free throw 2 - 2 made (7)	<b>69-54</b>	<b>15</b>	
04:02				3 LEWIS P 3pt FG , jump shot missed
03:58	5 RICHARD W defensive rebound (4)			
03:33	1 CLAYTON JR. W 2pt FG in the paint, layup made (19)	<b>71-54</b>	<b>17</b>	
03:33	0 PULLIN Z assist (6)			
03:25				12 TAYLOR E 3pt FG , jump shot missed
03:22	21 CONDON A defensive rebound (9)			
03:18	5 RICHARD W turnover bad pass (3)			
03:18	Timeout media			
03:18				23 RIVERA-TORRES J substitution out
03:18				10 WILLIAMS J substitution in
03:05				10 WILLIAMS J 3pt FG from turnover, jump shot missed
03:02				10 WILLIAMS J offensive rebound (3)
03:00		<b>71-56</b>	<b>15</b>	10 WILLIAMS J 2pt FG from turnover second chance in the paint, jump shot made (7)
02:33	4 SAMUEL T 2pt FG in the paint, layup made (15)	<b>73-56</b>	<b>17</b>	
02:07				5 MANJON E 2pt FG outside the paint, jump shot missed
02:05	0 PULLIN Z defensive rebound (3)			
02:01	5 RICHARD W 3pt FG fast break, jump shot made (21)	<b>76-56</b>	<b>20</b>	
02:01	1 CLAYTON JR. W assist (2)			
01:43	0 PULLIN Z foul personal (1 - 11)			2 LUBIN V foul drawn (6)
01:43				2 LUBIN V free throw 1 - 2 missed
01:43				offensive dead ball rebound (7)
01:43	0 PULLIN Z substitution out			
01:43	1 CLAYTON JR. W substitution out			
01:43	4 SAMUEL T substitution out			
01:43	10 HAUGH T substitution in			
01:43	11 ABERDEEN D substitution in			
01:43	30 KUBLICKAS K substitution in			
01:43				5 MANJON E substitution out
01:43				23 RIVERA-TORRES J substitution in
01:43		<b>76-57</b>	<b>19</b>	2 LUBIN V free throw 2 - 2 made (13)
01:39	30 KUBLICKAS K turnover travel (1)			
01:31	5 RICHARD W steal (2)			2 LUBIN V turnover lost ball (2)
01:21	21 CONDON A foul drawn (8)			23 RIVERA-TORRES J foul personal (1 - 11)
01:21	21 CONDON A free throw 1 - 2 missed			
01:21	offensive dead ball rebound (3)			
01:21	21 CONDON A free throw 2 - 2 made (8)	<b>77-57</b>	<b>20</b>	
01:06		<b>77-59</b>	<b>18</b>	12 TAYLOR E 2pt FG outside the paint, jump shot made (10)
00:53	10 HAUGH T turnover bad pass (1)			23 RIVERA-TORRES J steal (1)
00:49		<b>77-61</b>	<b>16</b>	23 RIVERA-TORRES J 2pt FG fast break from turnover in the paint, layup made (6)
00:49	11 ABERDEEN D foul personal (1 - 12)			23 RIVERA-TORRES J foul drawn (2)
00:49		<b>77-62</b>	<b>15</b>	23 RIVERA-TORRES J free throw fast break 1 - 1 made (7)



Official Basketball Play by Play - Second Half  
**Vanderbilt at Florida**  
 02/24/24 Exactech Arena at Stephen C. O'Connell Center, Gainesville  
 2023-24 Men's Basketball

**Game Time:** 1:00 PM  
**Game Duration:** 1:51  
**Attendance:** 10,358

**Officials:** Terry Oglesby, Owen Shortt, Lucas Santos

Game Time	UF	Score	Diff	VAN
00:49	11 ABERDEEN D turnover bad pass (1)			12 TAYLOR E steal (2)
00:41				10 WILLIAMS J 3pt FG from turnover, jump shot missed
00:39	defensive rebound (37)			
00:32	Timeout 60 Sec			
00:27	30 KUBLICKAS K turnover bad pass (2)			2 LUBIN V steal (2)
00:22				3 LEWIS P 3pt FG from turnover, jump shot missed
00:22				2 LUBIN V offensive rebound (7)
00:22	21 CONDON A foul shooting (2 - 13)			2 LUBIN V foul drawn (7)
00:22		<b>77-63</b>	<b>14</b>	2 LUBIN V free throw fast break 1 - 2 made (14)
00:22		<b>77-64</b>	<b>13</b>	2 LUBIN V free throw fast break 2 - 2 made (15)
<b>END OF GAME</b>				
<b>UF 77-64 VAN</b>				



**Vanderbilt at Florida**

02/24/24 Exactech Arena at Stephen C. O'Connell Center, Gainesville  
2023-24 Men's Basketball

Game Time: 1:00 PM  
Game Duration: 1:51  
Attendance: 10,358

Officials: Terry Oglesby, Owen Shortt, Lucas Santos

**Vanderbilt - 44**

NO.	Name	Min	FG	3P	FT	Rebounds			Fouls		TP	AS	TO	ST	Blocks		+/-
			M-A	M-A	M-A	OR	DR	TOT	PF	FD					BS	BA	
2	Ven-Allen Lubin	F 16:48	1-2	0-0	6-12	2	1	3	2	6	8	0	1	2	0	0	7
0	Tyrin Lawrence	G 07:40	1-2	0-1	1-2	0	1	1	1	2	3	0	0	0	0	0	2
4	Isaiah West	G 03:33	0-0	0-0	1-2	0	1	1	1	1	1	0	0	0	0	0	-1
5	Ezra Manjon	G 15:13	2-4	0-0	0-0	1	2	3	1	0	4	3	2	1	0	0	3
12	Evan Taylor	G 16:55	3-4	1-2	3-4	1	1	2	2	2	10	0	0	1	0	0	1
3	Paul Lewis	13:55	1-4	1-4	0-0	0	0	0	1	0	3	0	0	0	0	0	-5
21	Tasos Kamateros	06:17	1-2	1-1	0-0	0	0	0	1	0	3	0	1	0	0	1	-4
23	Jason Rivera-Torres	10:45	2-7	0-4	1-1	1	2	3	1	1	5	1	0	1	0	1	3
10	Jordan Williams	08:54	2-4	1-3	2-2	1	1	2	1	1	7	0	0	0	0	0	4
Team						1	1	2			0		1				
<b>Totals</b>			13-29	4-15	14-23	7	10	17	11	13	44	4	5	5	0	2	2

Shooting By Period		
2 <sup>nd</sup> FG%	13-29	44.8%
3PT%	4-15	26.7%
FT%	14-23	60.9%
GM FG%	13-29	44.8%
3PT%	4-15	26.7%
FT%	14-23	60.9%

Dead Ball Rebounds: 6, 0

Technical Fouls::NONE

**Florida - 42**

NO.	Name	Min	FG	3P	FT	Rebounds			Fouls		TP	AS	TO	ST	Blocks		+/-
			M-A	M-A	M-A	OR	DR	TOT	PF	FD					BS	BA	
4	Tyrese Samuel	F 08:51	2-3	0-0	0-3	1	1	2	2	3	4	2	1	0	0	0	3
3	Micah Handlogten	C 06:05	0-0	0-0	0-0	0	1	1	3	0	0	0	0	0	0	0	-6
0	Zyon Pullin	G 16:39	0-4	0-1	0-0	0	3	3	1	1	0	4	1	0	0	0	10
1	Walter Clayton Jr.	G 16:43	4-7	1-3	2-2	0	0	0	1	1	11	1	0	1	0	0	2
5	Will Richard	G 16:48	4-5	3-4	2-2	1	1	2	1	1	13	0	2	2	0	0	-7
21	Alex Condon	13:55	1-2	0-1	6-8	0	3	3	2	5	8	0	0	1	0	0	4
10	Thomas Haugh	11:09	2-3	0-1	0-0	0	1	1	2	0	4	0	1	0	2	0	-5
11	Denzel Aberdeen	08:07	1-2	0-1	0-0	0	0	0	1	0	2	1	1	0	0	0	-4
30	Kajus Kublickas	01:43	0-0	0-0	0-0	0	0	0	0	0	0	0	2	0	0	0	-7
Team						2	2	4			0		0				
<b>Totals</b>			14-26	4-11	10-15	4	12	16	13	11	42	8	8	4	2	0	-2

Shooting By Period		
2 <sup>nd</sup> FG%	14-26	53.8%
3PT%	4-11	36.4%
FT%	10-15	66.7%
GM FG%	14-26	53.8%
3PT%	4-11	36.4%
FT%	10-15	66.7%

Dead Ball Rebounds: 3, 0

Technical Fouls::NONE

	VAN	UF
Biggest lead	0 (1 <sup>st</sup> 20:00)	22 (2 <sup>nd</sup> 8:21)
Best Scoring Run	9(2 <sup>nd</sup> 5:37)	7(2 <sup>nd</sup> 9:08)
Lead Changes	0	
Times Tied	0	
Time with Lead	00:00	19:47

Points from	VAN	UF
Turnovers	11	9
Paint	14	16
Second Chance	11	5
Fast Breaks	5	9
Bench	18	14

	Period by Period Scoring		
	1st	2nd	TOT
VAN	20	44	64
UF	35	42	77



**Vanderbilt at Florida**

02/24/24 Exactech Arena at Stephen C. O'Connell Center, Gainesville  
2023-24 Men's Basketball

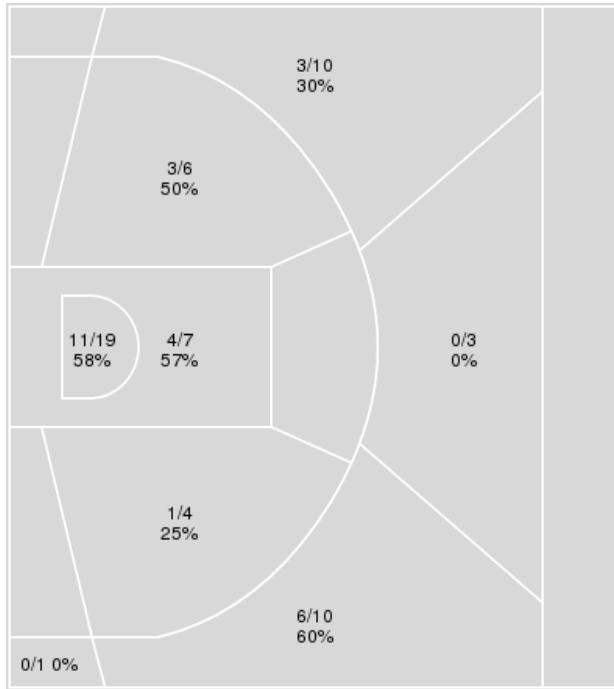
**Game Time:** 1:00 PM  
**Game Duration:** 1:51  
**Attendance:** 10,358

**Officials:** Terry Oglesby, Owen Shortt, Lucas Santos

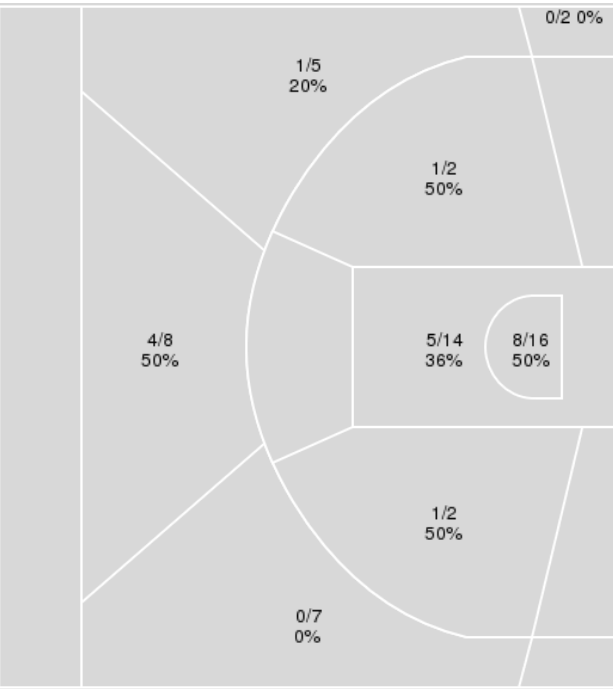
{ Players => 0, 1, 2, 3, 4, 5, 10, 11, 12, 13, 20, 21, 22, 23, 30, 33; } FG  
Types => All; Results => All;

{ Players => 0, 1, 2, 3, 4, 5, 10, 12, 13, 15, 21, 22, 23, 24, 25, 34, 35; }  
FG Types => All; Results => All;

**Florida**



**Vanderbilt**



Florida	M/A	%
Field Goals	28/60	47
2 Points	19/36	53
3 Points	9/24	38
Free Throws	12/19	63

Vanderbilt	M/A	%
Field Goals	20/56	36
2 Points	15/34	44
3 Points	5/22	23
Free Throws	19/29	66



Officials: Terry Oglesby, Owen Shortt, Lucas Santos

**Vanderbilt**

No	Name	Mins		Score		Points Diff		Points per Min		Assists		Rebounds		Steals		Turnovers	
		On	Off	On	Off	On	Off	On	Off	On	Off	On	Off	On	Off	On	Off
0	Tyrin Lawrence	17:43	22:17	31 - 41	33 - 36	-10	-3	1.75	1.48	3	3	19	19	3	5	7	6
2	Ven-Allen Lubin	31:31	08:29	56 - 61	8 - 16	-5	-8	1.78	0.94	5	1	31	7	7	1	8	5
3	Paul Lewis	21:47	18:13	32 - 42	32 - 35	-10	-3	1.47	1.76	2	4	18	20	5	3	8	5
4	Isaiah West	08:19	31:41	13 - 19	51 - 58	-6	-7	1.56	1.61	2	4	10	28	1	7	2	11
5	Ezra Manjon	32:16	07:44	54 - 66	10 - 11	-12	-1	1.67	1.29	6	0	32	6	5	3	10	3
10	Jordan Williams	16:35	23:25	28 - 26	36 - 51	2	-15	1.69	1.54	2	4	15	23	5	3	5	8
12	Evan Taylor	30:14	09:46	54 - 63	10 - 14	-9	-4	1.79	1.02	6	0	27	11	8	0	10	3
13	Malik Presley	07:03	32:57	5 - 9	59 - 68	-4	-9	0.71	1.79	0	6	7	31	0	8	3	10
21	Tasos Kamateros	12:58	27:02	14 - 23	50 - 54	-9	-4	1.08	1.85	1	5	12	26	0	8	5	8
23	Jason Rivera-Torres	16:17	23:43	29 - 28	35 - 49	1	-14	1.78	1.48	3	3	13	25	5	3	4	9
35	Carter Lang	05:17	34:43	4 - 7	60 - 70	-3	-10	0.76	1.73	0	6	6	32	1	7	3	10

**Florida**

No	Name	Mins		Score		Points Diff		Points per Min		Assists		Rebounds		Steals		Turnovers	
		On	Off	On	Off	On	Off	On	Off	On	Off	On	Off	On	Off	On	Off
0	Zyon Pullin	33:42	06:18	76 - 51	1 - 13	25	-12	2.26	0.16	17	0	32	5	4	1	8	4
1	Walter Clayton Jr.	33:17	06:43	62 - 50	15 - 14	12	1	1.86	2.23	13	4	32	5	4	1	8	4
2	Riley Kugel	06:16	33:44	7 - 4	70 - 60	3	10	1.12	2.08	1	16	7	30	0	5	1	11
3	Micah Handlogten	13:54	26:06	27 - 24	50 - 40	3	10	1.94	1.92	8	9	9	28	0	5	1	11
4	Tyrese Samuel	22:28	17:32	47 - 34	30 - 30	13	0	2.09	1.71	11	6	23	14	2	3	7	5
5	Will Richard	30:32	09:28	61 - 56	16 - 8	5	8	2.00	1.69	14	3	27	10	3	2	11	1
10	Thomas Haugh	17:32	22:28	30 - 30	47 - 34	0	13	1.71	2.09	6	11	14	23	3	2	5	7
11	Denzel Aberdeen	14:30	25:30	24 - 23	53 - 41	1	12	1.66	2.08	6	11	12	25	3	2	4	8
21	Alex Condon	26:06	13:54	50 - 40	27 - 24	10	3	1.92	1.94	9	8	28	9	5	0	11	1
30	Kajus Kublickas	01:43	38:17	1 - 8	76 - 56	-7	20	0.58	1.99	0	17	1	36	1	4	4	8





**Vanderbilt at Florida**

02/24/24 Exactech Arena at Stephen C. O'Connell Center, Gainesville  
2023-24 Men's Basketball

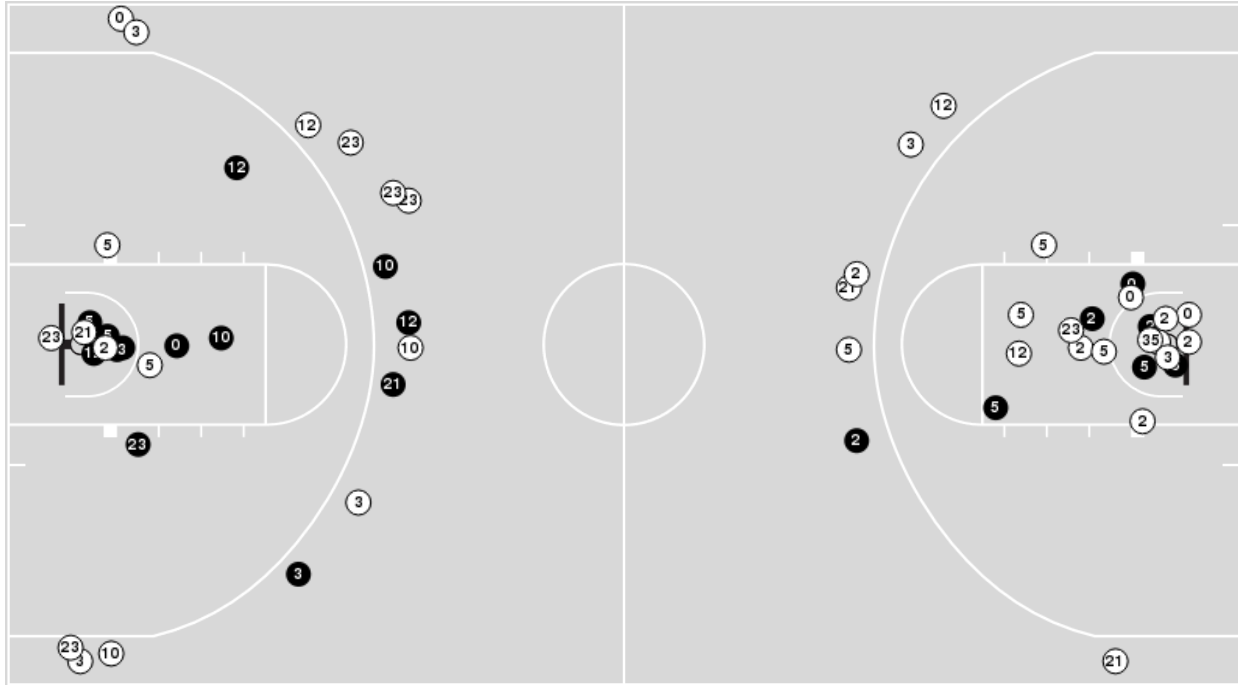
**Game Time:** 1:00 PM  
**Game Duration:** 1:51  
**Attendance:** 10,358

**Officials:** Terry Oglesby, Owen Shortt, Lucas Santos

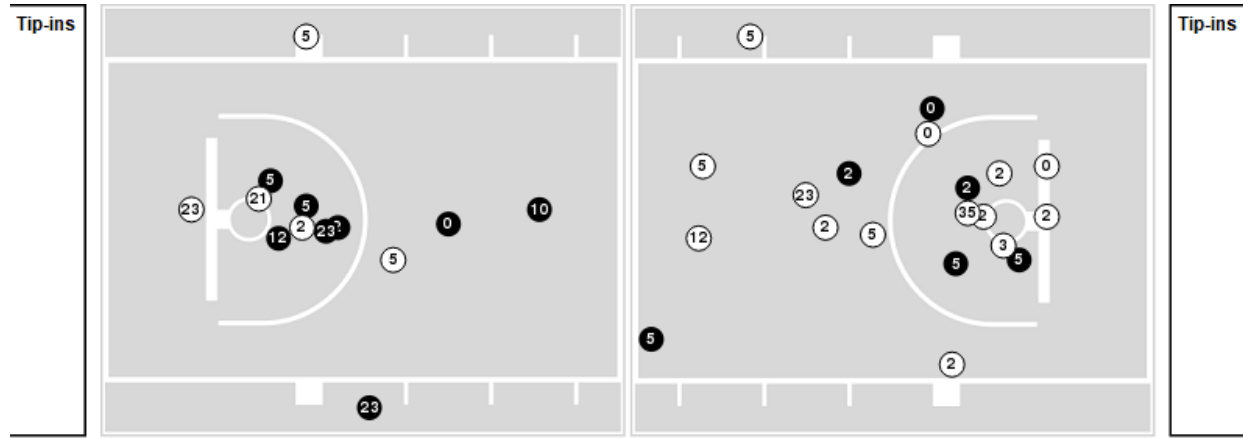
Players => 0, 1, 2, 3, 4, 5, 10, 12, 13, 15, 21, 22, 23, 24, 25, 34, 35 FG Types=>All Results=>All

**Vanderbilt**

**All Field Goals**



**Blow Up Chart**



● Made ○ Missed N - Player Number

Vanderbilt	M/A	%
Field Goals	20/56	36
2 Points	15/34	44
3 Points	5/22	23
Free Throws	19/29	66

Vanderbilt	M/A	%
Points in the Paint	26 (13 / 30)	43
Fast Break Points	7 (5/7)	71
Second Chance Points	11 (9/15)	60
Effective FG%	40	



**Vanderbilt at Florida**

02/24/24 Exactech Arena at Stephen C. O'Connell Center, Gainesville  
2023-24 Men's Basketball

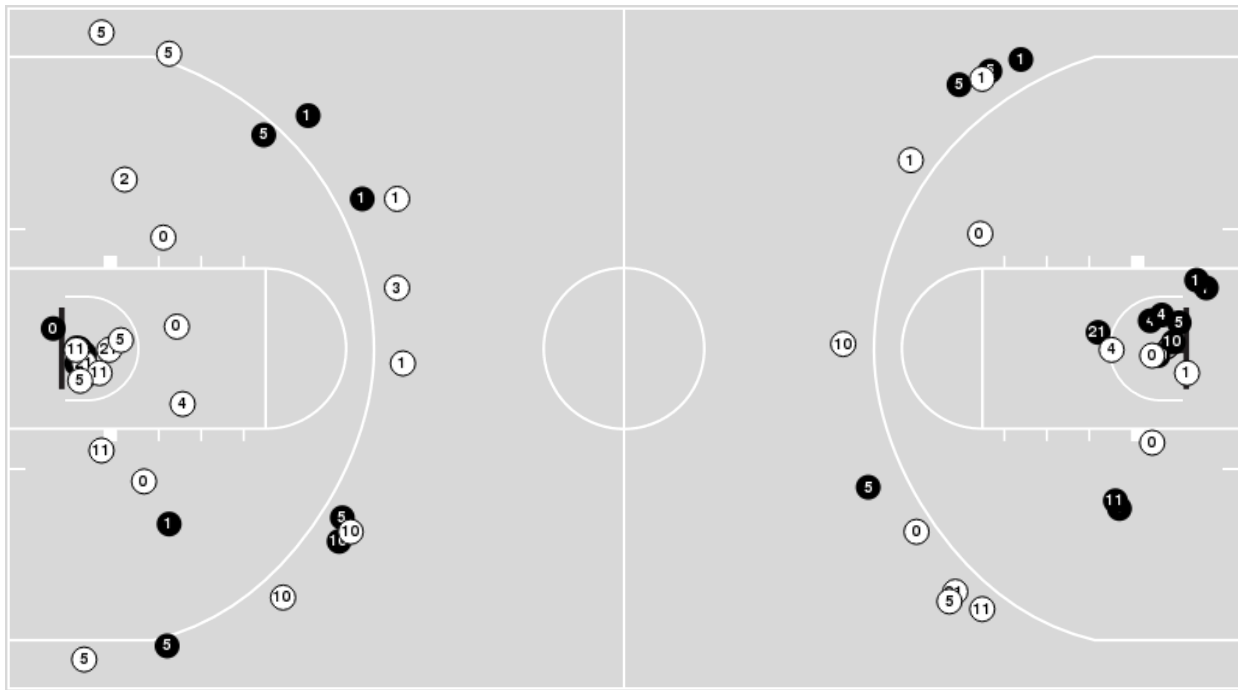
**Game Time:** 1:00 PM  
**Game Duration:** 1:51  
**Attendance:** 10,358

**Officials:** Terry Oglesby, Owen Shortt, Lucas Santos

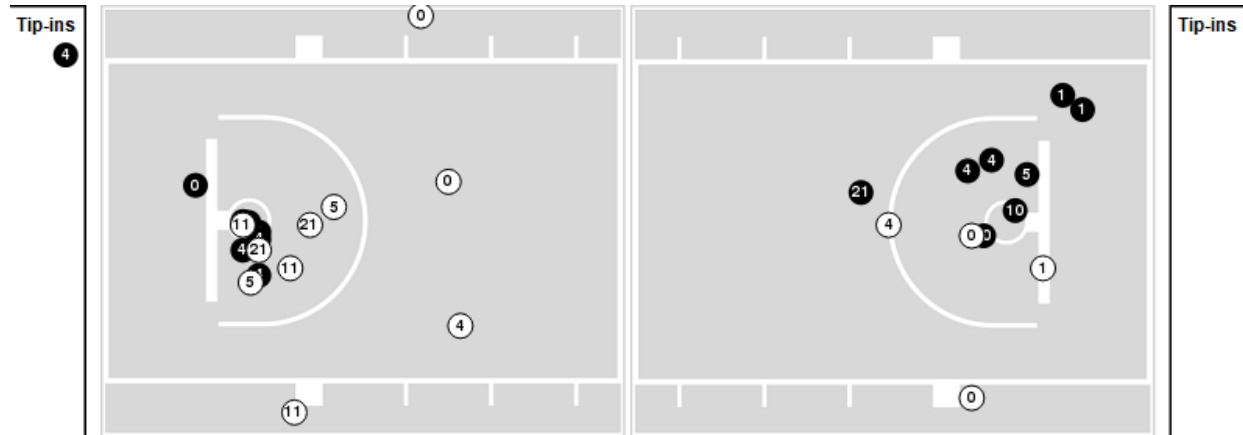
Players => 0, 1, 2, 3, 4, 5, 10, 11, 12, 13, 20, 21, 22, 23, 30, 33FG Types=>AllResults=>All

**Florida**

**All Field Goals**



**Blow Up Chart**



● Made ○ Missed N - Player Number

Florida	M/A	%
Field Goals	28/60	47
2 Points	19/36	53
3 Points	9/24	38
Free Throws	12/19	63

Florida	M/A	%
Points in the Paint	30 (15 / 26)	58
Fast Break Points	9 (5/6)	83
Second Chance Points	12 (5/10)	50
Effective FG%	54	



**Vanderbilt at Florida**

02/24/24 Exactech Arena at Stephen C. O'Connell Center, Gainesville  
2023-24 Men's Basketball

**Game Time:** 1:00 PM  
**Game Duration:** 1:51  
**Attendance:** 10,358

**Officials:** Terry Oglesby, Owen Shortt, Lucas Santos

**Vanderbilt**

Lineup	Quarter On	Time On	Quarter Off	Time Off	Time on Court	Score	Score Diff	Reb	Stl	Tov	Ass	PPP
0- Lawrence T/ 2- Lubin V/ 4- West I/ 5- Manjon E/ 12- Taylor E/	1	20:00	1	15:14	04:46	7-12	-5	6	0	2	1	1.0000
0- Lawrence T/ 3- Lewis P/ 5- Manjon E/ 12- Taylor E/ 35- Lang C/	1	15:14	1	11:55	03:19	4-7	-3	4	1	2	0	0.5814
3- Lewis P/ 10- Williams J/ 13- Presley M/ 21- Kamateros T/ 35- Lang C/	1	11:55	1	09:57	01:58	0-0	0	2	0	1	0	0.0000
2- Lubin V/ 3- Lewis P/ 10- Williams J/ 13- Presley M/ 21- Kamateros T/	1	09:57	1	08:58	00:59	0-0	0	2	0	0	0	0.0000
2- Lubin V/ 5- Manjon E/ 10- Williams J/ 13- Presley M/ 21- Kamateros T/	1	08:58	1	07:30	01:28	2-3	-1	1	0	1	0	0.6667
0- Lawrence T/ 2- Lubin V/ 5- Manjon E/ 13- Presley M/ 21- Kamateros T/	1	07:30	1	05:32	01:58	2-6	-4	2	0	1	0	0.6667
2- Lubin V/ 5- Manjon E/ 13- Presley M/ 21- Kamateros T/ 23- Rivera-Torres J/	1	05:32	1	05:14	00:18	0-0	0	0	0	0	0	0.0000
2- Lubin V/ 5- Manjon E/ 12- Taylor E/ 13- Presley M/ 23- Rivera-Torres J/	1	05:14	1	04:52	00:22	1-0	1	0	0	0	0	2.2727
2- Lubin V/ 5- Manjon E/ 10- Williams J/ 12- Taylor E/ 23- Rivera-Torres J/	1	04:52	1	01:36	03:16	4-5	-1	2	2	1	1	0.6803
2- Lubin V/ 3- Lewis P/ 5- Manjon E/ 12- Taylor E/ 23- Rivera-Torres J/	1	01:36	2	20:00	01:36	0-2	-2	2	0	0	0	0.0000
0- Lawrence T/ 2- Lubin V/ 4- West I/ 5- Manjon E/ 12- Taylor E/	2	20:00	2	16:27	03:33	6-7	-1	4	1	0	1	1.2931
0- Lawrence T/ 2- Lubin V/ 3- Lewis P/ 5- Manjon E/ 12- Taylor E/	2	16:27	2	12:20	04:07	11-9	2	3	1	2	1	1.4175
0- Lawrence T/ 3- Lewis P/ 5- Manjon E/ 12- Taylor E/ 21- Kamateros T/	2	12:20	2	12:20	00:00	1-0	1	0	0	0	0	2.2727
3- Lewis P/ 5- Manjon E/ 12- Taylor E/ 21- Kamateros T/ 23- Rivera-Torres J/	2	12:20	2	10:38	01:42	3-4	-1	1	0	1	1	1.0000
3- Lewis P/ 10- Williams J/ 12- Taylor E/ 21- Kamateros T/ 23- Rivera-Torres J/	2	10:38	2	09:08	01:30	0-5	-5	0	0	1	0	0.0000
2- Lubin V/ 3- Lewis P/ 10- Williams J/ 21- Kamateros T/ 23- Rivera-Torres J/	2	09:08	2	07:34	01:34	2-5	-3	1	0	0	0	1.0000
2- Lubin V/ 5- Manjon E/ 10- Williams J/ 21- Kamateros T/ 23- Rivera-Torres J/	2	07:34	2	06:03	01:31	4-0	4	3	0	0	0	2.1277
2- Lubin V/ 5- Manjon E/ 10- Williams J/ 12- Taylor E/ 23- Rivera-Torres J/	2	06:03	2	05:02	01:01	6-2	4	2	0	0	1	2.1739
2- Lubin V/ 3- Lewis P/ 5- Manjon E/ 12- Taylor E/ 23- Rivera-Torres J/	2	05:02	2	03:18	01:44	1-4	-3	1	0	0	0	0.2907
2- Lubin V/ 3- Lewis P/ 5- Manjon E/ 10- Williams J/ 12- Taylor E/	2	03:18	2	01:43	01:35	2-5	-3	1	0	0	0	0.8197
2- Lubin V/ 3- Lewis P/ 10- Williams J/ 12- Taylor E/ 23- Rivera-Torres J/	2	01:43	2	00:00	01:43	8-1	7	1	3	1	0	1.3889



**Vanderbilt at Florida**

02/24/24 Exactech Arena at Stephen C. O'Connell Center, Gainesville  
2023-24 Men's Basketball

**Game Time:** 1:00 PM  
**Game Duration:** 1:51  
**Attendance:** 10,358

**Officials:** Terry Oglesby, Owen Shortt, Lucas Santos

**Florida**

Lineup	Quarter On	Time On	Quarter Off	Time Off	Time on Court	Score	Score Diff	Reb	Stl	Tov	Ass	PPP
0- Pullin Z/ 1- Clayton Jr. W/ 3- Handlogten M/ 4- Samuel T/ 5- Richard W/	1	20:00	1	15:14	04:46	12-7	5	2	0	0	4	1.5000
0- Pullin Z/ 1- Clayton Jr. W/ 2- Kugel R/ 4- Samuel T/ 21- Condon A/	1	15:14	1	11:55	03:19	7-4	3	3	0	1	1	1.1667
1- Clayton Jr. W/ 2- Kugel R/ 10- Haugh T/ 11- Aberdeen D/ 21- Condon A/	1	11:55	1	08:58	02:57	0-0	0	4	0	0	0	0.0000
0- Pullin Z/ 5- Richard W/ 10- Haugh T/ 11- Aberdeen D/ 21- Condon A/	1	08:58	1	08:17	00:41	3-2	1	0	0	0	1	3.0000
0- Pullin Z/ 3- Handlogten M/ 5- Richard W/ 10- Haugh T/ 11- Aberdeen D/	1	08:17	1	05:32	02:45	6-2	4	3	0	0	2	1.2295
0- Pullin Z/ 1- Clayton Jr. W/ 3- Handlogten M/ 4- Samuel T/ 5- Richard W/	1	05:32	1	05:14	00:18	0-0	0	0	0	0	0	0.0000
0- Pullin Z/ 1- Clayton Jr. W/ 4- Samuel T/ 5- Richard W/ 21- Condon A/	1	05:14	2	20:00	05:14	7-5	2	9	1	3	1	0.7085
0- Pullin Z/ 1- Clayton Jr. W/ 3- Handlogten M/ 4- Samuel T/ 5- Richard W/	2	20:00	2	16:27	03:33	7-6	1	4	0	1	2	1.3158
0- Pullin Z/ 1- Clayton Jr. W/ 4- Samuel T/ 5- Richard W/ 21- Condon A/	2	16:27	2	15:29	00:58	3-3	0	1	1	1	1	1.5000
0- Pullin Z/ 1- Clayton Jr. W/ 5- Richard W/ 10- Haugh T/ 21- Condon A/	2	15:29	2	12:20	03:09	6-8	-2	2	0	1	0	1.0204
0- Pullin Z/ 1- Clayton Jr. W/ 10- Haugh T/ 11- Aberdeen D/ 21- Condon A/	2	12:20	2	09:08	03:12	9-4	5	3	2	0	2	1.5306
0- Pullin Z/ 5- Richard W/ 10- Haugh T/ 11- Aberdeen D/ 21- Condon A/	2	09:08	2	07:34	01:34	5-2	3	1	0	0	1	1.7361
1- Clayton Jr. W/ 3- Handlogten M/ 5- Richard W/ 10- Haugh T/ 11- Aberdeen D/	2	07:34	2	06:03	01:31	0-4	-4	0	0	0	0	0.0000
1- Clayton Jr. W/ 3- Handlogten M/ 4- Samuel T/ 5- Richard W/ 11- Aberdeen D/	2	06:03	2	05:56	00:07	0-1	-1	0	0	0	0	0.0000
0- Pullin Z/ 1- Clayton Jr. W/ 3- Handlogten M/ 4- Samuel T/ 5- Richard W/	2	05:56	2	05:02	00:54	2-4	-2	0	0	0	0	1.0638
0- Pullin Z/ 1- Clayton Jr. W/ 4- Samuel T/ 5- Richard W/ 21- Condon A/	2	05:02	2	01:43	03:19	9-4	5	4	0	1	2	1.5306
5- Richard W/ 10- Haugh T/ 11- Aberdeen D/ 21- Condon A/ 30- Kublickas K/	2	01:43	2	00:00	01:43	1-8	-7	1	1	4	0	0.2049



**Vanderbilt at Florida**

02/24/24 Exactech Arena at Stephen C. O'Connell Center, Gainesville  
2023-24 Men's Basketball

**Game Time:** 1:00 PM  
**Game Duration:** 1:51  
**Attendance:** 10,358

**Officials:** Terry Oglesby, Owen Shortt, Lucas Santos

**Vanderbilt**

Lineup	Time	Score	Score Diff	Pts/Min	Reb	Stl	Tov	Ass	PPP
0- Lawrence T/ 2- Lubin V/ 4- West I/ 5- Manjon E/ 12- Taylor E/	08:19	13-19	-6	1.5631	10	1	2	2	1.1168
2- Lubin V/ 5- Manjon E/ 10- Williams J/ 12- Taylor E/ 23- Rivera-Torres J/	04:17	10-7	3	2.3346	4	2	1	2	1.1574
0- Lawrence T/ 2- Lubin V/ 3- Lewis P/ 5- Manjon E/ 12- Taylor E/	04:07	11-9	2	2.6721	3	1	2	1	1.4175
2- Lubin V/ 3- Lewis P/ 5- Manjon E/ 12- Taylor E/ 23- Rivera-Torres J/	03:20	1-6	-5	0.3000	3	0	0	0	0.1553
0- Lawrence T/ 3- Lewis P/ 5- Manjon E/ 12- Taylor E/ 35- Lang C/	03:19	4-7	-3	1.2060	4	1	2	0	0.5814
3- Lewis P/ 10- Williams J/ 13- Presley M/ 21- Kamateros T/ 35- Lang C/	01:58	0-0	0	0.0000	2	0	1	0	0.0000
0- Lawrence T/ 2- Lubin V/ 5- Manjon E/ 13- Presley M/ 21- Kamateros T/	01:58	2-6	-4	1.0169	2	0	1	0	0.6667
2- Lubin V/ 3- Lewis P/ 10- Williams J/ 12- Taylor E/ 23- Rivera-Torres J/	01:43	8-1	7	4.6602	1	3	1	0	1.3889
3- Lewis P/ 5- Manjon E/ 12- Taylor E/ 21- Kamateros T/ 23- Rivera-Torres J/	01:42	3-4	-1	1.7647	1	0	1	1	1.0000
2- Lubin V/ 3- Lewis P/ 5- Manjon E/ 10- Williams J/ 12- Taylor E/	01:35	2-5	-3	1.2632	1	0	0	0	0.8197
2- Lubin V/ 3- Lewis P/ 10- Williams J/ 21- Kamateros T/ 23- Rivera-Torres J/	01:34	2-5	-3	1.2766	1	0	0	0	1.0000
2- Lubin V/ 5- Manjon E/ 10- Williams J/ 21- Kamateros T/ 23- Rivera-Torres J/	01:31	4-0	4	2.6374	3	0	0	0	2.1277
3- Lewis P/ 10- Williams J/ 12- Taylor E/ 21- Kamateros T/ 23- Rivera-Torres J/	01:30	0-5	-5	0.0000	0	0	1	0	0.0000
2- Lubin V/ 5- Manjon E/ 10- Williams J/ 13- Presley M/ 21- Kamateros T/	01:28	2-3	-1	1.3636	1	0	1	0	0.6667
2- Lubin V/ 3- Lewis P/ 10- Williams J/ 13- Presley M/ 21- Kamateros T/	00:59	0-0	0	0.0000	2	0	0	0	0.0000
2- Lubin V/ 5- Manjon E/ 12- Taylor E/ 13- Presley M/ 23- Rivera-Torres J/	00:22	1-0	1	2.7273	0	0	0	0	2.2727
2- Lubin V/ 5- Manjon E/ 13- Presley M/ 21- Kamateros T/ 23- Rivera-Torres J/	00:18	0-0	0	0.0000	0	0	0	0	0.0000
0- Lawrence T/ 3- Lewis P/ 5- Manjon E/ 12- Taylor E/ 21- Kamateros T/	00:00	1-0	1	∞	0	0	0	0	2.2727



**Vanderbilt at Florida**

02/24/24 Exactech Arena at Stephen C. O'Connell Center, Gainesville  
2023-24 Men's Basketball

**Game Time:** 1:00 PM  
**Game Duration:** 1:51  
**Attendance:** 10,358

**Officials:** Terry Oglesby, Owen Shortt, Lucas Santos

**Florida**

Lineup	Time	Score	Score Diff	Pts/Min	Reb	Stl	Tov	Ass	PPP
0- Pullin Z/ 1- Clayton Jr. W/ 3- Handlogten M/ 4- Samuel T/ 5- Richard W/	09:31	21-17	4	2.2067	6	0	1	6	1.3816
0- Pullin Z/ 1- Clayton Jr. W/ 4- Samuel T/ 5- Richard W/ 21- Condon A/	09:31	19-12	7	1.9965	14	2	5	4	1.0698
0- Pullin Z/ 1- Clayton Jr. W/ 2- Kugel R/ 4- Samuel T/ 21- Condon A/	03:19	7-4	3	2.1106	3	0	1	1	1.1667
0- Pullin Z/ 1- Clayton Jr. W/ 10- Haugh T/ 11- Aberdeen D/ 21- Condon A/	03:12	9-4	5	2.8125	3	2	0	2	1.5306
0- Pullin Z/ 1- Clayton Jr. W/ 5- Richard W/ 10- Haugh T/ 21- Condon A/	03:09	6-8	-2	1.9048	2	0	1	0	1.0204
1- Clayton Jr. W/ 2- Kugel R/ 10- Haugh T/ 11- Aberdeen D/ 21- Condon A/	02:57	0-0	0	0.0000	4	0	0	0	0.0000
0- Pullin Z/ 3- Handlogten M/ 5- Richard W/ 10- Haugh T/ 11- Aberdeen D/	02:45	6-2	4	2.1818	3	0	0	2	1.2295
0- Pullin Z/ 5- Richard W/ 10- Haugh T/ 11- Aberdeen D/ 21- Condon A/	02:15	8-4	4	3.5556	1	0	0	2	2.0619
5- Richard W/ 10- Haugh T/ 11- Aberdeen D/ 21- Condon A/ 30- Kublickas K/	01:43	1-8	-7	0.5825	1	1	4	0	0.2049
1- Clayton Jr. W/ 3- Handlogten M/ 5- Richard W/ 10- Haugh T/ 11- Aberdeen D/	01:31	0-4	-4	0.0000	0	0	0	0	0.0000
1- Clayton Jr. W/ 3- Handlogten M/ 4- Samuel T/ 5- Richard W/ 11- Aberdeen D/	00:07	0-1	-1	0.0000	0	0	0	0	0.0000