

VANDERBILT BASEBALL

2014 NATIONAL CHAMPIONS ★ 2019 NATIONAL CHAMPIONS

2024 SCHEDULE/RESULTS

OVERALL: 7-3 | SEC: 0-0 | H: 7-3 | A: 0-0 | N: 0-0

FEBRUARY (7-3)		All Times CT
16	Florida Atlantic	W, 12-11
17	Florida Atlantic	L, 4-5
18	Florida Atlantic	W, 11-1
20	Dayton	L, 5-8
21	Eastern Kentucky	W, 5-3
23	Gonzaga	W, 12-2 (8 inn.)
24	Gonzaga	W, 4-3
25	Gonzaga	L, 8-9
27	Indiana State	W, 20-4 (7 inn.)
28	Evansville	W, 7-3

MARCH (0-0)		
1	vs. Louisiana#	3:05 p.m.
2	vs. Houston#	11:05 a.m.
3	vs. #15 Texas#	11:05 a.m.
5	Eastern Michigan	4:30 p.m.
8	Illinois State	4:30 p.m.
9	Illinois State	2 p.m.
10	Illinois State	1 p.m.
12	Indiana	6 p.m.
15	Auburn*	6 p.m.
16	Auburn*	2 p.m.
17	Auburn*	1 p.m.
19	vs. Belmont®	6 p.m.
22	at South Carolina*	6 p.m.
23	at South Carolina*	3 p.m.
24	at South Carolina*	12:30 p.m.
26	Valparaiso	6 p.m.
28	Missouri*	6 p.m.
29	Missouri*	6 p.m.
30	Missouri*	1 p.m.

APRIL (0-0)		
2	Western Kentucky	6 p.m.
4	at LSU*	6 p.m.
5	at LSU*	7 p.m.
6	at LSU*	2 p.m.
9	Middle Tennessee	6 p.m.
12	at Texas A&M*	6 p.m.
13	at Texas A&M*	7:30 p.m.
14	at Texas A&M*	1 p.m.
16	at Lipscomb	6 p.m.
18	Florida*	6:30 p.m.
19	Florida*	6 p.m.
20	Florida*	2 p.m.
23	UT Martin	6 p.m.
26	Mississippi State*	6 p.m.
27	Mississippi State*	2 p.m.
28	Mississippi State*	1 p.m.
30	Tennessee Tech	6 p.m.

MAY (0-0)		
3	at Georgia*	5 p.m.
4	at Georgia*	1 p.m.
5	at Georgia*	Noon
7	Louisville	6 p.m.
10	Tennessee*	6 p.m.
11	Tennessee*	2 p.m.
12	Tennessee*	2 p.m.
16	at Kentucky*	5:30 p.m.
17	at Kentucky*	5:30 p.m.
18	at Kentucky*	Noon
21-26	SEC Tournament	TBA
31	NCAA Regional	TBA

JUNE		
1-3	NCAA Regional	
7-10	NCAA Super Regionals	TBA
14-24	College World Series	TBA

2024 Astros Foundation College Classic - Houston, Texas - Minute Maid Park
® Nashville, Tenn. - First Horizon Park
* Southeastern Conference game

GAMES 11-13



Vanderbilt Commodores (7-3, 0-0 SEC) at **Astros Foundation College Classic**
Game 1 vs. Louisiana: Friday, March 1 @ 3 p.m. CT • Space City Home Network
Game 2 vs. Houston: Saturday, March 2 @ 11 a.m. CT • Space City Home Network
Game 3 vs. Texas: Sunday, March 3 @ 11 a.m. CT • Space City Home Network
Houston, Texas • Minute Maid Park

#9 VANDERBILT

Rankings: D1: 9 | NCBWA: 13 | Coaches: 14

BA: 9 | PG: 11

Head Coach: Tim Corbin

Career Record: 996-561-1 (28th)

Record at Vanderbilt: 890-423-1 (22nd)



SERIES HISTORY

Louisiana: 0-1

Last Meeting: L, 0-3 (3/3/18)

Houston: 1-2

Last Meeting: W, 9-4 (3/4/18)

Texas: 8-7

Last Meeting: W, 12-2 (2/19/23)

Series Preview: Vanderbilt hits the road for the first time this season to Minute Maid Park in Houston for the Astros Foundation College Classic.

- Vanderbilt will face Louisiana on Friday, Houston on Saturday and Texas on Sunday. The Commodores and Longhorns met last season at Globe Life Field in Arlington, Texas, with Vandy winning 12-2.
- Vanderbilt has played six games at Minute Maid Park since 2007. The Dores opened the 2007 season at Minute Maid with wins over Rice, Arizona State and Baylor. The Dores returned in 2018 and went 1-2 against Sam Houston State, Louisiana and Houston. The win over Houston marked Tim Corbin's 656th victory, making him the all-time winningest coach in program history.

Last Time Out: The Commodores swept their midweek contests against Indiana State and Evansville.

- On Tuesday at Hawkins Field, the Commodores handed Indiana State its first loss on the season, run-ruling the Sycamores 20-4 in seven innings. Indiana State entered the week ranked by Perfect Game.
- Camden Kozeal was one of five Commodores who drove in multiple runs Tuesday. The freshman went 4-for-5 with five RBI and hit his first collegiate homer, a three-run shot in the third inning. Jacob Humphrey and RJ Austin each drove in four runs. Troy LaNeve had a three-RBI night and Calvin Hewett drove in a pair as well.
- The Dores beat Evansville 7-3 on Wednesday as five Commodore pitchers combined to allow only three hits to the Aces. At the plate, RJ Austin went 3-for-5 and scored twice. The sophomore recorded three of Vanderbilt's five stolen bases. The first five batters in the Vandy lineup each drove in a run led by Jayden Davis with two RBI.

Stat Spotlights: Vanderbilt ranks top-10 in NCAA DI in hits, doubles and stolen bases entering the weekend.

- Five different Commodores have already hit three or more doubles this season. Vandy's 29 doubles ranks fourth in DI and leads the SEC. Jayden Davis leads the team with six which ranks 8th in DI and first in the SEC.
- Vanderbilt's 109 hits ranks fourth in DI and leads the SEC.
- The Dores have 24 stolen bases on the season, tops in the SEC and eighth nationally. Vanderbilt is 24-for-27 on steal attempts led by RJ Austin with seven stolen bags.
- Austin ranks ninth in DI and second in the SEC. Jacob Humphrey and Calvin Hewett have six steals each, good for third in the SEC and 18th in DI.
- Humphrey's 84 career stolen bases is third among active DI student-athletes.

1,000-Win Club: Vanderbilt head coach Tim Corbin is closing in on multiple career milestones.

- Corbin currently sits at 996 career wins and 890 wins at Vanderbilt.
- Among active coaches, Corbin ranks 10th by most wins. He is second in the SEC behind Arkansas' Dave Van Horn (1,216).

Versatility: RJ Austin has played five different positions (1B, 2B, 3B, LF, CF) for the Commodores this season.

Newcomers Contributing: Vanderbilt has used 13 newcomers in through the first 10 games of the season.

- Jayden Davis, a transfer from Samford, is second on the team in hitting (.368) and leads the team in doubles (6).
- Freshman Camden Kozeal hit his first collegiate home run on Tuesday and has a walk-off to his name after the Dores beat Gonzaga last Saturday.
- Jacob Humphrey, a transfer from UMass Lowell, hit his first home run as Commodore in his second start Tuesday against Indiana State. Humphrey then made a diving catch to retire the first batter of the game Wednesday vs. Evansville. The play was No. 3 on SportsCenter's Top Plays on Thursday.
- On the mound, freshmen pitchers Brennan Seiber, Miller Green, Ethan McElvain and Alex Kranzler have tossed a combined 24 innings of work with a 2.62 ERA and 25 strikeouts.

Preseason Accolades: Vanderbilt started the season ranked in the top-10 in all five major preseason polls.

- A pair of Dores landed on the Preseason All-SEC team. Juniors Carter Holton and Jonathan Vastine were both voted to the second team by the league's coaches.
- The Commodores were picked to finish third in the SEC East in the SEC Preseason Coaches Poll.
- Holton was honored by USA Baseball with a selection to the 2024 Golden Spikes Award Watch List. He is one of just eight players to appear on the watch list in both 2023 and 2024. Vandy has had a student-athlete on the watch list 31 times under head coach Tim Corbin.
- Junior Devin Futrell was named to the Perfect Game Preseason All-America second team. Futrell led the Vandy pitching staff last season with an 8-3 record and a 3.44 ERA.

Returning to the Mound: Vanderbilt returns 10 pitchers from a season ago, including eight that tallied at least 15 innings pitched.

- Junior Devin Futrell was second team All-SEC last season after ranking third in the SEC in ERA (3.44) and BB/9 (2.15). Futrell leads all active pitchers in the SEC with 18 victories at an SEC institution.
- Junior Carter Holton is a preseason All-American after making 11 starts last season. Holton dealt with an injury in 2023 after being named a unanimous freshman All-American in 2022.
- Junior Ryan Ginther played a large role in Vandy's bullpen last season. Ginther finished the year with a 4.01 ERA over 33.2 innings. His 21 appearances in 2023 leads all returners.
- Vanderbilt will also look to Sam Hliboki, Greysen Carter and Bryce Cunningham for roles on the pitching staff this season. The trio combined for 50 appearances in 2023.

Experience in the Infield: Vanderbilt projects to have at least two returning starters in the infield in juniors **Davis Diaz** and **Jonathan Vastine**.

- The duo anchored the left side of the infield for Vanderbilt in 2023, both starting all 62 games. Vastine primarily played shortstop in 2023 while Diaz was at third.
- According to D1Baseball, Vastine ranked 16th in DI last season among shortstops in defensive runs saved (10.2).
- The duo helped Vanderbilt rank 14th in fielding percentage (.980) in 2023.
- Diaz leads all Vanderbilt returners with 57 RBI last season. Vastine was third on the team in hitting (.287) and led the 2023 team with 18 doubles.
- Vanderbilt also returns experience behind the plate in catchers **Jack Bulger** and **Alan Espinal**, both seniors in 2024. Bulger drove in 30 runs last season and homered five times. Espinal hit .275 with five home runs and 21 RBI.

Immediate Impacts: A pair of Vanderbilt sophomores, **RJ Austin** and **Chris Maldonado**, look to build upon their respective freshman campaigns.

- Austin finished his freshman year strong and was named SEC Tournament MVP along with All-Tournament team honors.
- Austin has been recognized for his work off the field as well, being selected to the inaugural Lou Gehrig Community Impact Team which recognizes the giving character and community impact of collegiate baseball players.
- Maldonado led Vanderbilt in hitting (.310) last season. He finished with 12 doubles, eight home runs and 32 RBI.

Unrivaled Consistency: Since head coach Tim Corbin took charge in 2003, no program has enjoyed more consistent success than the Commodores.

- Vanderbilt owns the nation's longest active NCAA Tournament streak at 17 consecutive appearances.
- Vandy has been to the College World Series five times, the finals four times and has won it all twice (2014, 2019).
- More than 50 Commodores have been named All-America, including 18 first-teamers.
- Coach Corbin has tutored more than 30 future MLB players.

2023 SEC Tournament Champions: Vanderbilt defeated Texas A&M, 10-4, in Hoover last season to claim its fourth SEC Tournament title, third under head coach Tim Corbin.

- Vanderbilt went 4-1 at the tournament and outscored its opponents 39-22.
- Then freshman **RJ Austin** was named tournament MVP after going 7-for-18 at the plate with a home run, two doubles and five RBIs.
- Fellow freshman **Chris Maldonado** also had a strong performance, going 7-for-10 with four RBIs in three games.
- The Commodores held opposing hitters to a .215 average while hitting .305 themselves. Thomas Schultz didn't allow a run through 5.2 innings over two appearances.
- Vanderbilt tallied wins over three 2023 NCAA Regional hosts (Auburn, Alabama, Florida) en route to the championship.

No-No Notes: Vanderbilt's four no-hitters since 2019 is most in NCAA DI.

- **Greysen Carter, Sam Hliboki, Ryan Ginther** and **Nick Maldonado** combined for a no-hitter March 5, 2023 at Minnesota.
- Hliboki went 3.2 innings with eight strikeouts and earned the win.
- Vandy tallied wins over three 2023 NCAA Regional hosts (Auburn, Alabama, Florida) en route to the championship.
- All four of Vanderbilt's no-hitters since 2019 have come against Power 5 opponents.

3.5.23 at MinnesotaCarter, Hliboki, Ginther, Maldonado
4.22.22 at KentuckyChris McElvain, Christian Little
3.20.21 vs. #16 South Carolina..... Jack Leiter
6.8.19 vs. Duke (Nashville Super Regional)Kumar Rocker

VANDERBILT RECORD WHEN ...		2024
SEC Standing	_____	--
SEC East Standing	_____	--
Home/Road/Neutral	_____	7-3/0-0/0-0
Day/Night	_____	7-3/0-0
vs. RH/LH starters	_____	5-1/2-2
Leading after 6 innings	_____	6-2
Trailing after 6 innings	_____	1-0
Tied after 6 innings	_____	0-1
Leading after 7 innings	_____	4-1
Trailing after 7 innings	_____	1-2
Tied after 7 innings	_____	1-0
Leading after 8 innings	_____	3-0
Trailing after 8 innings	_____	2-3
Tied after 8 innings	_____	0-0
Vanderbilt scores first	_____	5-1
Opponents score first	_____	0-2
Shutouts	_____	0-0
Scoring less than 3 runs	_____	0-0
Scoring 3 to 5 runs	_____	2-2
Scoring 6 or more runs	_____	5-1
Vanderbilt hits HR/hit 0 HR	_____	3-0/4-3
1-run/2-run games	_____	2-2/1-0
Extra innings (home/road/neutral)	_____	0-0/0-0/0-0
Series openers/finales	_____	2-0/1-1
Series W-L (home)	_____	2-0
Series W-L (road)	_____	0-0
Series W-L (total)	_____	2-0
Three-game sweeps (home/road)	_____	0-0/0-0

2023 TEAM LEADERS

Batting	
Hits	Schreck/Vastine (66)
Doubles	Jonathan Vastine (18)
Triples	Bradfield, Schreck, Vastine (2)
HR	RJ Schreck (14)
RBIs	RJ Schreck (59)
Runs	Enrique Bradfield Jr. (69)
SB	Enrique Bradfield Jr. (37)
BB	Enrique Bradfield Jr. (48)
AVG	Chris Maldonado (.310)
OBP	RJ Schreck (.454)
SLG	RJ Schreck (.588)

Pitching	
ERA (reliever)	Nick Maldonado (1.45)
ERA (starter)	Devin Futrell (3.44)
Wins	Devin Futrell (8)
Saves	Nick Maldonado (8)
Appearances	Nick Maldonado (22)
Starts	Devin Futrell (15)
Innings (reliever)	Patrick Reilly (48.1)
Innings (starter)	Devin Futrell (83.2)
Strikeouts (reliever)	Patrick Reilly (65)
Strikeouts (starter)	Hunter Owen (76)

VANDERBILT IN THE NATIONAL RANKINGS					
DATE	BA	NCBWA	USA	D1	PG
Preseason	7	7	6	6	6
Feb. 19	7	10	6	6	7
Feb. 26	9	13	14	9	11

*For consistency, Vanderbilt uses the D1Baseball.com (D1) poll as its primary ranking.

PROBABLE PITCHING MATCHUPS			
DATE	OPPONENT	VANDERBILT STARTER	OPPOSING STARTER
3/1	Louisiana	LHP Carter Holton (1-0,)	RHP LP Langevin (1-0, 2.57)
3/2	Houston	RHP Bryce Cunningham (0-0, 5.14)	LHP Antoine Jean (1-0, 0.90)
3/3	Texas	LHP Devin Futrell (1-0, 1.64)	RHP Cody Howard (2-0, 0.00)

NOTES CONTINUED

Dores in the Draft: Vanderbilt continued its production of first-round draft picks with the Enrique Bradfield Jr. selection in the 2032 MLB Draft.

- Bradfield was taken 17th overall by the Baltimore Orioles making him the 28th Commodore taken in the first round.
- Vandy has had at least one first-round pick in nine of the past 10 years.
- Vanderbilt's 22 first-round selections in the Tim Corbin Era (2003-pres.) is most in the SEC.
- Vanderbilt's 2023 MLB Draft picks:

Player	Team	Pick
Enrique Bradfield Jr.	Baltimore Orioles	Rd 1, Pick 17
Hunter Owen	Kansas City Royals	Round 4, Pick 106
Patrick Reilly	Pittsburgh Pirates	Round 5, Pick 140
Nick Maldonado	Miami Marlins	Round 8, Pick 233
Thomas Schultz	Washington Nationals	Round 9, Pick 255
RJ Schreck	Seattle Mariners	Round 9, Pick 277
Grayson Moore	Chicago Cubs	Round 14, Pick 416

Dores in the Pros: More than 40 former Commodores competed for MLB and MiLB teams during the 2023 professional baseball season.

- Around the MLB, 14 former Commodores spent time on MLB rosters (including on IL).
- Sonny Gray put together a historic season for the Minnesota Twins en route to the team's ninth AL Central title. Gray finished the regular season with a 2.79 ERA, second-best among qualified pitchers in the AL. Gray signed a three-year deal worth \$75 million with the St. Louis Cardinals in the offseason.
- Bryan Reynolds led the Pittsburgh Pirates with 84 RBI this season. His 31 doubles were tied for the team lead and he ranked second on the club with 24 homers.
- In his first season with the Cubs, Dansby Swanson finished the year with 22 homers while totaling 80 RBI, third-most on the team. Swanson proved to be one of the top shortstops defensively yet again, finishing with 14 total zone runs, tied for most among National League shortstops.
- Tony Kemp was recognized by the Oakland Athletics as their nominee for the Roberto Clemente Award, bestowed annually to the player who best represents the game of Baseball through extraordinary character, community involvement, philanthropy and positive contributions, both on and off the field.
- Spencer Jones finished the 2023 season as the top-ranked New York Yankees prospect and the No. 73 prospect overall. Jones hit .267 with 16 homers and 66 RBIs across 117 games in High-A and Double-AA. Jones also stole 43 bases on 55 attempts.

Upgrades to the Hawk: Vanderbilt revealed artistic renderings for major enhancements to Hawkins Field, home of Vanderbilt baseball and the two-time national champion VandyBoys. A cornerstone of Vandy United's recently announced Dare to Grow phase, the Hawkins Field initiative creates extensive premium seating opportunities, expands capacity and reimagines the game day experience for supporters of one of college baseball's most successful programs.

- Second grandstand level:** A new deck of seats above the existing grandstand, part of raising capacity by more than 10 percent, will feature exclusive opera-style boxes that put fans on top of the action. A second pillared concourse creates a coliseum effect for the exterior façade along the multi-use greenway developed in Vandy United's initial phase.
- Multiple innovative club spaces, including left-field wall and behind-the-plate seating:** A completely new addition to Hawkins Field, club spaces give supporters unique ways to enjoy the game. Spaces include seating atop the iconic left-field wall and a partially submerged behind-the-plate vantage point in the main grandstand.
- Multiple private suite opportunities:** Also all-new at Hawkins Field, private suites will form a new third level above the existing press box and offer the ultimate group experience.
- 360-degree stadium experience:** Fans will be able walk between infield and outfield seating areas without leaving the facility, further enhancing the atmosphere.
- Hawkins Field entry atrium:** An instantly Instagrammable spot for all VandyBoys fans, a new entry atrium beyond right field offers a place to meet before climbing the stairs to soak in the unforgettable view of the field.
- Multi-purpose building:** A new 20,000-square-foot building beyond right field provides space for enhancing both the fan and student-athlete experience.



NUMERICAL ROSTER

No.	Name	Pos.	B/T	Ht.	Wt.	Yr./Exp.	Hometown/High School	
1	Matthew Polk	UTL	R/R	5-11	192	Jr./2L	Long Beach, Calif./Orange Lutheran	
2	RJ Hamilton	UTL	R/R	5-10	177	Fr./HS	Hoover, Ala./Hoover	
3	Jayden Davis	INF	R/R	5-10	205	So./TR	Cookeville, Tenn./Cookeville	
5	Logan Poteet	C	R/R	6-2	219	So./1L	Powell, Tenn./Powell	po-TEET
6	Matt Wolfe	INF	R/R	6-1	198	So./1L	Westerville, Ohio/Olentangy Orange	
8	Chris Maldonado	INF	R/R	6-1	194	So./1L	Short Hills, N.J./Seton Hall Prep	MALL-duh-NAH-doe
9	Ray Velazquez	INF	R/R	6-1	212	So./1L	Lowell, Mass./St. Thomas More School	
10	Jacob Humphrey	UTL	R/R	5-10	179	Jr./TR	Standish, Maine/Bonny Eagle	
11	Davis Diaz	INF	R/R	5-11	188	Jr./2L	Pittsburg, Calif./Acalanes	
13	Jonathan Vastine	INF	L/R	5-11	166	Jr./2L	Bartow, Fla./Bartow Senior High	vass-TYNE
16	Jack Bulger	C	R/R	6-0	222	Sr./3L	Bowie, Md./DeMatha Catholic	
17	Ryan Ginther	LHP	R/L	5-11	212	Jr./2L	Hendersonville, Tenn./Station Camp	Hard “G”
18	JD Rogers	OF	L/L	5-10	208	Jr./2L	Carmel, Ind./Carmel	
19	Troy LaNeve	OF	L/R	6-0	205	5th/4L	Pittsburgh, Pa./Pine Richland	luh-NEEV
20	Carter Holton	LHP	L/L	5-11	191	Jr./2L	Guyton, Ga./Benedictine Military	
21	Calvin Hewett	OF	R/L	6-3	218	Sr./3L	Greenland, N.H./Portsmouth	
22	JD Thompson	LHP	R/L	6-0	203	So./1L	Rusk, Texas/Rusk	
23	Devan Kodali	OF	R/L	6-2	196	So./1L	New York, N.Y./Poly Prep Country Day	kuh-DAL-ee
25	Matt Ossenfort	INF	L/L	6-3	218	Fr./HS	Sioux Falls, S.D./Marjory Stoneman Douglas	
26	Braden Holcomb	INF	R/R	6-4	257	Fr./HS	Ocoee, Fla./Foundation Academy	
27	Kaito Muto	UTL	S/R	5-7	170	Fr./HS	Bowling Green, Ky./Foundation Christian Academy	kye-toe moo-toe
28	Camden Kozeal	INF	L/R	5-10	207	Fr./HS	Omaha, Neb./Millard South	KOE-zhull
30	Ethan Robinson	RHP	R/R	6-5	208	Fr./HS	Murfreesboro, Tenn./Donelson Christian Academy	
31	Duke Ekstrom	RHP	R/R	6-2	195	Fr./HS	San Diego, Calif./Point Loma	
32	Cooper Holbrook	OF	R/R	6-3	211	So./1L	Mount Pleasant, S.C./Porter-Gaud	
33	Luke Guth	RHP	R/R	6-1	185	Fr./HS	Franklin, Pa./Franklin Area	Hard “G”
34	Brennan Seiber	RHP	R/R	6-5	228	Fr./HS	Newport Beach, Calif./Mater Dei	Like “cyber”
35	Nik Copenhaver	RHP	R/R	6-4	210	Fr./HS	Hamilton, Ohio/Stephen T. Badin	COPE-en-hay-ver
36	Levi Huesman	LHP	R/L	6-0	192	So./TR	Hanover, Va./Hanover	hues-man
37	Jakob Schulz	LHP	R/L	6-2	216	Fr./HS	Houston, Texas/Memorial	
38	David Horn Jr.	RHP	R/R	6-4	224	So./1L	Mission Viejo, Calif./JSerra Catholic	
40	Sam Hliboki	RHP	L/R	6-3	207	5th/4L	Los Angeles, Calif./Harvard Westlake	lih-BOE-key
42	RJ Austin	UTL	R/R	5-11	193	So./1L	Atlanta, Ga./Pace Academy	
44	Colin Barczi	C	R/R	6-3	217	Fr./HS	Naperville, Ill./Naperville Central	BAR-see
45	Alan Espinal	C	R/R	6-0	214	Sr./3L	Viera, Fla./Viera	ESS-pih-nall
55	Colton Regen	RHP	R/R	6-4	188	Jr./2L	Mt. Juliet, Tenn./Mt. Juliet	Like “region”
66	Deegan Cordova	RHP	R/R	6-2	196	Fr./HS	Lake Havasu City, Ariz./Lake Havasu	
77	Alex Kranzler	RHP	R/R	6-3	224	Fr./HS	Norwood, N.J./Northern Valley Regional	
80	Andrew Dutkanych IV	RHP	R/R	6-3	230	So./1L	Indianapolis, Ind./Brebeuf Jesuit Prep	dew-KAN-itch
88	Sawyer Hawks	RHP	R/R	6-4	223	Jr./TR	Lakeland, Fla./McKeel Academy of Technology	
89	Ethan McElvain	LHP	S/L	6-4	241	Fr./HS	Thompson’s Station, Tenn./Nolensville	MAC-el-vain
90	Miller Green	LHP	L/L	6-5	232	Fr./HS	Nashville, Tenn./Lipscomb Academy	
95	Devin Futrell	LHP	L/L	6-5	212	Jr./2L	Pembroke Pines, Fla./American Heritage School	few-TRELL
96	Nate Teague	RHP	R/R	6-7	232	Fr./HS	Snow Camp, N.C./Southern Alamance	
97	Bryce Cunningham	RHP	R/R	6-5	230	Jr./2L	Headland, Ala./Headland	
98	Greysen Carter	RHP	S/R	6-4	237	Jr./2L	Louisville, Colo./Fairview	

Staff

Head Coach: 4 Tim Corbin (Ohio Wesleyan ’84) – 22nd season at Vanderbilt

Associate Head Coach: 26 Scott Brown (SUNY-Cortland ’99)

Assistant Coach: 24 Mike Baxter (Vanderbilt ’05)

Assistant Coach: 49 Tyler Shewmaker (Kentucky Wesleyan ’16)

Athletic Trainer: Chris Matarazzo (Springfield College ’12)

Strength & Conditioning Coach: Walker Grisanti (Vanderbilt ’19)

Director of Baseball Operations: Amy Elkus (Kentucky ’14)

Director of External Affairs: Josh Foster (Alabama ’17)

Director of Player Development: Brandon Barak (Illinois ’12)

Director of Recruiting: John Michael Morris (Middle Tennessee ’11)

Maggie Corbin Minority Baseball Apprentice: Ro Coleman (Vanderbilt ’17)

Assistant Strength & Conditioning Coach: Hunter Reeser (West Chester ’20)

Video Coordinator: Zach Monash (Arizona ’13)

Equipment Manager: Bailey Provo (Lipscomb ’21)

Student Managers: Michael Brody, Jesse Harwin, Mark Pyburn, Donovan Simon



2024 Vanderbilt Baseball
Overall Statistics for Vanderbilt (as of Feb 28, 2024)
(All games Sorted by Batting avg)



Record: 7-3 Home: 7-3 Away: 0-0 : 0-0

Player	avg	gp-gs	ab	r	h	2b	3b	hr	rbi	tb	slg%	bb	hp	so	gdp	ob%	sf	sh	sb-att	po	a	e	fld%
45 Alan Espinal	.371	10-10	35	10	13	3	0	0	6	16	.457	7	0	11	0	.465	1	1	2-2	88	8	0	1.000
3 Jayden Davis	.368	10-10	38	7	14	6	0	1	11	23	.605	5	0	4	2	.442	0	0	1-1	12	20	1	.970
16 Jack Bulger	.367	8-8	30	4	11	1	0	2	7	18	.600	1	3	9	0	.429	1	0	2-2	17	0	0	1.000
42 RJ Austin	.359	10-10	39	12	14	1	0	1	13	18	.462	6	1	8	0	.438	2	0	7-10	34	3	1	.974
19 Troy LaNeve	.324	10-9	34	7	11	5	0	1	8	19	.559	2	2	9	0	.385	1	0	0-0	13	0	0	1.000
13 Jonathan Vastine	.324	10-10	34	11	11	4	1	1	8	20	.588	6	0	11	0	.415	1	1	0-0	10	16	1	.963
28 Camden Kozeal	.286	10-8	35	6	10	1	0	1	9	14	.400	5	0	6	0	.375	0	0	0-0	0	0	0	.000
11 Davis Diaz	.194	10-9	31	7	6	4	0	0	5	10	.323	6	1	5	1	.333	1	0	0-0	6	16	1	.957

44 Colin Barczi	1.000	1-0	1	1	1	0	0	0	0	1	1.000	0	0	0	0	1.000	0	0	0-0	0	0	0	.000
9 Raymond Velazquez	1.000	2-0	1	0	1	0	0	0	0	1	1.000	0	0	0	0	1.000	0	0	0-0	2	0	0	1.000
10 Jacob Humphrey	.571	9-3	14	9	8	2	1	1	6	15	1.071	3	0	4	0	.647	0	1	6-6	5	0	0	1.000
21 Calvin Hewett	.316	9-5	19	9	6	2	0	0	5	8	.421	2	3	4	0	.458	0	0	6-6	18	0	0	1.000
8 Chris Maldonado	.154	5-5	13	3	2	0	0	0	1	2	.154	5	2	3	0	.450	0	0	0-0	35	4	0	1.000
26 Braden Holcomb	.143	4-2	7	2	1	0	0	1	2	4	.571	2	0	3	0	.333	0	0	0-0	15	1	1	.941
1 Matthew Polk	.000	2-1	4	0	0	0	0	0	0	0	.000	0	0	3	0	.000	0	0	0-0	0	0	0	.000
25 Matt Ossenfort	.000	2-0	2	0	0	0	0	0	0	0	.000	0	0	0	1	.000	0	0	0-0	0	0	0	.000
18 JD Rogers	.000	2-0	1	0	0	0	0	0	0	0	.000	0	0	1	0	.000	0	0	0-0	0	0	0	.000
5 Logan Poteet	.000	1-0	0	0	0	0	0	0	0	0	.000	1	0	0	0	1.000	0	0	0-0	1	0	0	1.000
Totals	.322	10	338	88	109	29	2	9	81	169	.500	51	12	81	4	.422	7	3	24-27	261	77	6	.983
Opponents	.213	10	319	49	68	22	0	5	47	105	.329	44	4	102	5	.314	2	3	3-5	244	85	10	.971

LOB - Team (79), Opp (62). DPs turned - Team (5), Opp (4). Picked off - Kozeal 1, Hewett 1.


(All games Sorted by Earned run avg)

Player	era	w-l	app	gs	cg	sho	sv	ip	h	r	er	bb	so	2b	3b	hr	b/avg	wp	hp	bk	sfa	sha
95 Devin Futrell	1.64	1-0	2	2	0	0/0	0	11.0	6	2	2	1	8	3	0	0	.150	0	1	0	0	0
22 JD Thompson	3.86	2-0	3	2	0	0/0	0	11.2	11	5	5	2	13	3	0	2	.244	0	1	0	0	0


80 Andrew Dutkanych IV	0.00	0-0	3	1	0	0/0	0	6.0	2	0	0	3	10	1	0	0	.100	0	0	0	0	0
34 Brennan Seiber	1.29	1-0	3	0	0	0/0	1	7.0	1	1	1	3	6	0	0	0	.045	1	0	0	0	0
90 Miller Green	1.93	0-1	3	0	0	0/0	0	4.2	2	1	1	2	5	0	0	0	.154	0	1	0	1	0
17 Ryan Ginther	2.25	1-0	3	0	0	0/0	1	4.0	4	1	1	3	5	1	0	0	.308	0	0	0	0	1
77 Alex Kranzler	3.18	0-1	4	0	0	0/0	0	5.2	4	6	2	1	5	0	0	2	.167	0	0	0	0	0
89 Ethan McElvain	4.05	0-1	4	1	0	0/0	0	6.2	4	3	3	5	9	2	0	0	.182	1	1	0	0	1
98 Greysen Carter	4.50	0-0	2	1	0	0/0	1	6.0	4	3	3	7	5	1	0	0	.200	1	0	0	0	0
97 Bryce Cunningham	5.14	0-0	2	2	0	0/0	0	7.0	7	4	4	7	12	4	0	0	.250	1	0	0	0	0
20 Carter Holton	7.88	1-0	2	1	0	0/0	0	8.0	6	7	7	3	13	2	0	0	.200	1	0	0	0	0
36 Levi Huesman	10.80	1-0	1	0	0	0/0	0	1.2	4	2	2	2	1	1	0	0	.500	0	0	0	0	1
40 Sam Hliboki	11.57	0-0	3	0	0	0/0	0	4.2	10	7	6	0	5	3	0	0	.455	0	0	0	1	0
88 Sawyer Hawks	21.00	0-0	3	0	0	0/0	0	3.0	3	7	7	5	5	1	0	1	.250	1	0	0	0	0
Totals	4.55	7-3	10	10	0	0/0	3	87.0	68	49	44	44	102	22	0	5	.213	6	4	0	2	3
Opponents	8.52	3-7	10	10	0	0/0	1	81.1	109	88	77	51	81	29	2	9	.322	22	12	0	7	3

PB - Team (1), Espinal 1, Opp (2). Pickoffs - Team (1), McElvain 1, Opp (2). SBA/ATT - Espinal (2-3), Hawks (2-2), Carter (0-1), Dutkanych (1-1), Bulger (1-1), McElvain (0-1).


2024 TV ROSTER




1
Matthew Polk
Jr. • 5-11 • 192 • R/R
UTL • Long Beach, Calif.



2
R.J. Hamilton
Fr. • 5-10 • 177 • R/R
UTL • Hoover, Ala.



3
Jayden Davis
So. • 5-10 • 205
IF • Cookeville, Tenn.



5
Logan Poteet
So. • 6-2 • 219 • R/R
C • Powell, Tenn.



6
Matt Wolfe
So. • 6-1 • 198 • R/R
IF • Westerville, Ohio



8
Chris Maldonado
So. • 6-1 • 194 • R/R
IF • Short Hills, N.J.



9
Raymond Velazquez
So. • 6-1 • 212 • R/R
IF • Lowell, Mass.



10
Jacob Humphrey
Jr. • 5-10 • 179 • R/R
UTL • Standish, Maine



11
Davis Diaz
Jr. • 5-11 • 188 • R/R
IF • Pittsburg, Calif.




13
Jonathan Vastine
Jr. • 5-11 • 166 • L/R
IF • Bartow, Fla.




16
Jack Bulger
Sr. • 6-0 • 222 • R/R
C • Bowie, Md.




17
Ryan Ginther
Jr. • 5-11 • 207 • R/L
LHP • Hendersonville, Tenn.




18
JD Rogers
Jr. • 5-10 • 208 • L/L
OF • Carmel, Ind.




19
Troy LaNeve
Gr. • 6-0 • 205 • L/R
OF • Pittsburgh, Pa.




20
Carter Holton
Jr. • 5-11 • 191 • L/L
LHP • Guyton, Ga.




21
Calvin Hewett
Sr. • 6-3 • 218 • R/L
OF • Greenland, N.H.




22
JD Thompson
So. • 6-0 • 203 • R/L
LHP • Rusk, Texas



23
Devan Kodali
So. • 6-2 • 196 • R/L
OF • New York, N.Y.




25
Matt Ossenfort
Fr. • 6-3 • 218 • L/L
IF • Sioux Falls, S.D.




26
Braden Holcomb
Fr. • 6-4 • 257 • R/R
IF • Ocoee, Fla.




27
Kaito Muto
Fr. • 5-7 • 170 • S/R
UTL • Bowling Green, Ky.




28
Camden Kozeal
Fr. • 5-10 • 207 • L/R
IF • Omaha, Neb.




30
Ethan Robinson
Fr. • 6-5 • 208 • R/R
RHP • Murfreesboro, Tenn.




31
Duke Ekstrom
Fr. • 6-2 • 195 • R/R
RHP • San Diego, Calif.




32
Cooper Holbrook
So. • 6-3 • 211 • R/R
OF • Mt. Pleasant, S.C.




33
Luke Guth
Fr. • 6-1 • 185 • R/R
RHP • Franklin, Pa.




34
Brennan Seiber
Fr. • 6-5 • 228 • R/R
RHP • Newport Beach, Calif.




35
Nik Copenhaver
Fr. • 6-4 • 210 • R/R
RHP • Hamilton, Ohio



36
Levi Huesman
So. • 6-0 • 192 • R/L
LHP • Hanover, Va.




37
Jakob Schulz
Fr. • 6-2 • 216 • R/L
LHP • Houston, Texas




38
David Horn Jr.
So. • 6-4 • 224 • R/R
RHP • Mission Viejo, Calif.



40
Sam Hliboki
Gr. • 6-3 • 207 • R/R
RHP • Los Angeles, Calif.




42
RJ Austin
So. • 5-11 • 193 • R/R
UTL • Atlanta, Ga.




44
Colin Barczy
Fr. • 6-3 • 217 • R/R
C • Naperville, Ill.




45
Alan Espinal
Sr. • 6-0 • 214 • R/R
C • Viera, Fla.




55
Colton Regen
So. • 6-4 • 188 • R/R
RHP • Lebanon, Tenn.




66
Deegan Cordova
Fr. • 6-2 • 196 • R/R
RHP • Lake Havasu City, Ariz.




77
Alex Kranzler
Fr. • 6-3 • 224 • R/R
RHP • Norwood, N.J.



80
Andrew Dutkanych IV
So. • 6-3 • 230 • R/R
RHP • Indianapolis, Ind.



88
Sawyer Hawks
Jr. • 6-4 • 223 • R/R
RHP • Lakeland, Fla.




89
Ethan McElvain
Fr. • 6-4 • 241 • S/L
LHP • Thompson's Station, Tenn.



90
Miller Green
Fr. • 6-5 • 232 • L/L
LHP • Nashville, Tenn.




95
Devin Futrell
Jr. • 6-5 • 218 • L/L
LHP • Pembroke Pines, Fla.



96
Nate Teague
Fr. • 6-7 • 232 • R/R
RHP • Snow Camp, N.C.



97
Bryce Cunningham
Jr. • 6-5 • 230 • R/R
RHP • Headland, Ala.




98
Greysen Carter
Jr. • 6-4 • 237 • S/R
RHP • Louisville, Colo.



4
Tim Corbin
Head Coach
22nd Season



26
Scott Brown
Associate Head Coach
12th Season



24
Mike Baxter
Assistant Coach
7th Season



49
Tyler Shewmaker
Assistant Coach
3rd Season

2023 SEASON HIGHS AND LOWS

TEAM BATTING

Most runs, game _____ 26, (7 inn) at Mississippi State (3/24/23)
Most runs, inning _____ 8, 3x, last 8th inn., vs. Arkansas (5/19/23)
Most hits, game _____ 20, at Mississippi State (7 inn.) (3/24/23)
Most hits, inning _____ 6, 7th inn. 2x, last vs. Austin Peay (2/28/23)
Fewest hits, game _____ 4, 4x, last at Florida (5/14/23)
Most doubles, game _____ 5, 2x, last vs. Georgia (4/1/23)
Most triples, game _____ 2, 2x, last vs. Texas (2/19/23)
Most home runs, game _____ 5, at Mississippi State (7 inn.) (3/24/23)
Most home runs, inning _____ 2, 5x, last vs. Arkansas (5/19/23)
Most extra-base hits _____ 8, at Mississippi State (7 inn.) (3/24/23)
Most total bases _____ 38, at Mississippi State (7 inn.) (3/24/23)
Most stolen bases, game _____ 5, vs. Belmont (3/14/23)
Most walks, game _____ 10, 5x last vs. Lipscomb (3/28/23)
Most strikeouts, game _____ 19, at Tennessee (4/21/23)
Most hit by pitch, game _____ 5, vs. UAB (2/22/23)
Most left on base _____ 18, vs. Evansville (17 inn.) (3/8/23)

INDIVIDUAL BATTING

Most hits _____ 5, Parker Noland at Mississippi State (3/24/23)
Most runs _____ 4, 7x, last Enrique Bradfield Jr. vs WKU (4/11/23)
Most doubles _____ 2, 7x, last Matthew Polk vs. Kentucky (4/30/23)
Most triples _____ 1, 9x, last Enrique Bradfield Jr. at Missouri (4/7/23)
Most home runs _____ 2, 6x last Davis Diaz at Mississippi State (3/26/23)
Most total bases _____ 11, Parker Noland at Mississippi State (3/24/23)
Most RBIs _____ 11, Parker Noland at Mississippi State (3/25/23)
Most stolen bases _____ 3, 2x, last Enrique Bradfield Jr. vs. Belmont (3/14/23)
Most walks _____ 4, Enrique Bradfield Jr. vs. Belmont (3/14/23)
Most strikeouts _____ 4, Chris Maldonado at Tennessee (4/21/23)
Longest hitting streak _____ 14, RJ Schreck (4/14-5/6)

TEAM PITCHING

Most walks _____ 10, 2x last at Tennessee (4/22/23)
Fewest walks _____ 0, 3x, last at Missouri (4/7/23)
Most runs allowed, game _____ 17, at Tennessee (4/22/23)
Most runs allowed, inning _____ 9, 1st inn. at Tennessee (4/22/23)
Most hits allowed, game _____ 14, vs. South Carolina (4/14/23)
Most hits allowed, inning _____ 6, 8th inn. vs. Oklahoma State (2/18/23)
Fewest hits allowed, game _____ 0, at Minnesota (3/5/23)
Most home runs allowed, game _____ 5 vs. South Carolina (4/14/23)
Most consecutive scoreless inn. _____ 23 (3/10-3/12/23)

INDIVIDUAL PITCHING

Most innings pitched, starter _____ 9.0, Hunter Owen vs. Ole Miss (3/17/23)
Fewest innings pitched, starter _____ 0.1, Andrew Dutkanych IV vs. Evansville (3/8/23)
Most innings pitched, reliever _____ 5.1, Patrick Reilly at Alabama (5/4/23)
Most strikeouts, starter _____ 11, Hunter Owen vs. Ole Miss (3/17/23)
Most strikeouts, reliever _____ 10, Patrick Reilly vs. Kentucky (4/28/23)
Most walks allowed _____ 6, Greysen Carter vs. Western Kentucky (4/4/23)
Most runs allowed _____ 9, Bryce Cunningham at Tennessee (4/22/23)
Most earned runs allowed _____ 8, Bryce Cunningham at Tennessee (4/22/23)
Most hits allowed _____ 10, Patrick Reilly at Florida (5/12/23)
Fewest hits allowed, CG _____ 2, Hunter Owen vs. Ole Miss (3/17/23)
Most home runs allowed _____ 4, Bryce Cunningham vs. South Carolina (4/14/23)
Most pitches thrown _____ 111, Devin Futrell vs. Georgia (4/2/23)

MISCELLANEOUS TEAM

Longest winning streak _____ 13 games, (3/14-4/6)
Longest losing streak _____ 4 games, 2x, last (5/12-5/18/23)
Most games over .500 _____ 23, 41-18 (5/28/23)
Most games under .500 _____ 1, 0-1 (2/17/23)
Longest game, innings _____ 17 inn., vs. Evansville (3/8/23)
Longest game, time _____ 4:44, vs. Evansville (3/8/23)
Shortest game, time _____ 2:02 (9 inn.), vs. LMU (3/10/23)
Largest crowd, Hawkins Field _____ 3,802, 15x, last vs. Arkansas (5/20/23)
Smallest crowd, Hawkins Field _____ 1,410 vs. Belmont (3/14/23)
Largest crowd, road _____ 12,927 at Mississippi State (3/25/23)
Smallest crowd, road _____ 2,796 at Minnesota (3/5/23)
Largest winning margin _____ 23, at Mississippi State (March 24, 2023)
Largest losing margin _____ 16, at Tennessee (4/22/23)
Largest deficit overcome to win _____ 6, vs. Arkansas (5/19/23)
Largest lead relinquished to lose _____ 2, 5x, last at Tennessee (4/22/23)
Most double plays turned _____ 3, 2x, last at Mississippi State (3/25/23)
Most double plays turned by opponent _____ 2, 3x, last at Louisville (5/9/23)
Most errors _____ 4, vs. Arkansas (5/18/23)
Most errors by an opponent _____ 5, vs. Texas (2/19/23)
Most stolen bases by an opponent _____ 6, at Louisville (5/9/23)

2024 HOME RUN NOTES

HOMERS AT THE HAWK: 9
HOMERS ON THE ROAD: 0

SOLO HOMERS: 5
2-RUN HOMERS: 2

3-RUN HOMERS: 2
GRAND SLAMS: 0

2-HOME RUN GAMES BY VANDERBILT (0 in 2024)

Last: Davis Diaz, 3/25/23 at Mississippi State

3-HOME RUN GAMES BY VANDERBILT (0 in 2024)

Last: Connor Kaiser, 6/3/18 at Clemson

PINCH-HIT HOME RUNS BY VANDERBILT (0 in 2024)

Last: Troy LaNeve, 4/09/22 at Auburn

GRAND SLAMS BY VANDERBILT (0 in 2024)

Last: Parker Noland, 3/24/23 at Mississippi State

FIRST-INNING LEADOFF HOME RUNS BY VANDERBILT (2 in 2024)

Last: Jacob Humphrey, 2/27/24 vs. Indiana State

WALK-OFF HOME RUNS (0 in 2024)

Last: JJ Bleday, 6/9/18 vs. Mississippi State, 11th inning

INSIDE-THE-PARK HOME RUNS BY VANDERBILT (0 in 2024)

Last: Will Toffey, 3/22/17 vs. Belmont

BACK-TO-BACK HOME RUNS BY VANDERBILT (0 in 2024)

Last: T.J. McKenzie and Enrique Bradfield Jr., 5/19/23 vs. Arkansas

THE LAST TIME VANDERBILT ...

Won 5 or more consecutive games	8 games (March 14-March 28, 2023)
Won 7 or more consecutive games	8 games (March 14-March 28, 2023)
Won 10 or more consecutive games	10 games (March 14-March 31, 2022)
Won 13 or more consecutive games	13 games (March 14-April 2, 2023)
Won 14 or more consecutive games	14 games (March 14-April 4, 2023)
Won 15 or more consecutive games	15 games (March 14-April 6, 2023)
Won 5 or more consecutive home games	9 games (March 16-April 11, 2023)
Won 8 or more consecutive home games	9 games (March 16-April 11, 2023)
Won 10 or more consecutive home games	12 games (Feb. 23-March 20, 2022)
Won 20 or more consecutive home games	Never Happened
Won 5 or more consecutive road games	5 games (March 5, 2023-April 6, 2023)
Won 7 or more consecutive road games	7 games (March 25, 2021-April 16, 2021)
Won 10 or more consecutive road games	11 games (April 9-May 17, 2019)
Won 12 or more consecutive road games	13 games (April 20, 2013-March 18, 2014)
Won 5 or more consecutive conference games	10 games (March 16, 2023-April 6, 2023)
Won 6 or more consecutive conference games	10 games (March 16, 2023-April 6, 2023)
Won 9 or more consecutive conference games	10 games (March 16, 2023-April 6, 2023)
Won 11 or more consecutive conference games	11 games (April 20-May 16, 2013)
Won 5 or more consecutive conference home games	6 games (March 16, 2023-April 2, 2023)
Won 8 or more consecutive conference home games	9 games (May 17, 2018-March 30, 2019)
Won 9 or more consecutive conference home games	12 games (March 23-May 16, 2013)
Won 5 or more consecutive conference road games	16 games (April 19, 2019-April 16, 2021)
Won 7 or more consecutive conference road games	16 games (April 19, 2019-April 16, 2021)
Won 9 or more consecutive conference road games	16 games (April 19, 2019-April 16, 2021)
Won 5 or more consecutive midweek games	8 games (Feb. 22, 2023- April 11, 2023)
Won 10 or more consecutive midweek games	25 games (March 5, 2019-April 20, 2021)
Won 15 or more consecutive midweek games	25 games (March 5, 2019-April 20, 2021)
Won 17 or more consecutive midweek games	25 games (March 5, 2019-April 20, 2021)
Won 5 or more consecutive midweek home games	8 games (Feb. 22, 2023-April 11, 2023)
Won 13 or more consecutive midweek home games	28 games (March 5, 2019-April 19, 2022)
Won 14 or more consecutive midweek home games	28 games (March 5, 2019-April 19, 2022)
Lost 5 or more consecutive games	6 games (April 29-May 8, 2018)
Lost 7 or more consecutive games	7 games (March 28-April 6, 1997)
Lost 8 or more consecutive games	12 games (March 25-April 10, 1994)
Lost 4 or more consecutive home games	4 games (Feb. 24-29, 2012)
Lost 5 or more consecutive home games	6 games (April 30-May 22, 2005)
Lost 6 or more consecutive home games	6 games (April 30-May 22, 2005)
Lost 7 or more consecutive home games	9 games (1965-1966)
Lost 5 or more consecutive road games	6 games (March 30-April 20, 2018)
Lost 6 or more consecutive road games	6 games (March 30-April 20, 2018)
Lost 7 or more consecutive road games	8 games (Feb. 17-April 6, 2012)
Lost 8 or more consecutive road games	8 games (Feb. 17-April 6, 2012)
Lost 9 or more consecutive road games	9 games (March 25-April 26, 1994)
Los 10 or more consecutive road games	11 games (April 18, 1978-March 5, 1979)
Lost 5 or more consecutive conference games	6 games (March 25-April 8, 2022)
Lost 6 or more consecutive conference games	6 games (March 25-April 8, 2022)
Lost 7 or more consecutive conference games	7 games (May 10, 2008-March 15, 2009)
Lost 8 or more consecutive conference games	11 games (April 5-27, 2002)
Lost 9 or more consecutive conference games	11 games (April 5-27, 2002)
Lost 10 or more consecutive conference games	11 games (April 5-27, 2002)
Lost 5 or more consecutive conference home games	5 games (April 12-27, 2002)
Lost 6 or more consecutive conference home games	9 games (April 14-May 14, 2000)
Lost 7 or more consecutive conference home games	9 games (April 14-May 14, 2000)
Lost 8 or more consecutive conference home games	9 games (April 14-May 14, 2000)
Lost 5 or more consecutive conference road games	5 games (March 30-April 20, 2018)
Lost 6 or more consecutive conference road games	10 games (April 5-May 17, 2002)
Lost 7 or more consecutive conference road games	10 games (April 5-May 17, 2002)
Lost 8 or more consecutive conference road games	10 games (April 5-May 17, 2002)
Shutout an opponent	at Missouri, 5-0, (April 8, 2023)
Shutout an opponent on Opening Day	vs. #7 Oklahoma State, 3-0 (Feb. 18, 2022)
Shutout an opponent at home	vs. Georgia, 4-0, (March 31-April 2, 2023)
Shutout an SEC opponent at home	vs. Georgia, 4-0, (March 31-April 2, 2023)
Shutout an opponent on the road	at Missouri, 5-0, (April 8, 2023)
Shutout an SEC opponent on the road	at Missouri, 5-0, (April 8, 2023)
Shutout an opponent on a neutral field	vs. Duke, 3-0 @ Nashville Super Regional (June 8, 2019)
Shutout a midweek opponent at home	vs. Tennessee Tech, 7-0 (April 19, 2022)
Shutout a midweek opponent on the road	at Middle Tennessee, 1-0 (April 12, 2011)
Shutout back-to-back opponents	vs. Tennessee Tech, 7-0; at Kentucky, 10-0 (April 19-22, 2022)
Shutout three consecutive opponents	vs. South Alabama, 3-0 + 4-0; vs. Illinois-Chicago, 9-0 (Feb. 18-21, 2020)
Was shutout	at #7 Florida , 10-0 (7 inn.) (May 12, 2023)
Was shutout in back-to-back games	Kentucky, 14-0 & 4-0 (April 23, 1976)
Was shutout on Opening Day	vs. San Diego, 10-0 (Feb. 17, 2006)
Was shutout at home	vs. #17 UCLA, 3-0 (Feb. 25, 2023)
Was shutout at home by an SEC opponent	#1 Tennessee, 5-0 (April 3, 2022)

Was shutout on the road	at #7 Florida , 10-0 (7 inn.) (May 12, 2023)
Was shutout on the road by an SEC opponent	at #7 Florida , 10-0 (7 inn.) (May 12, 2023)
Was shutout on a neutral field	vs. Mississippi State, 9-0, at College World Series (June 30, 2021)
Was shutout against a midweek opponent at home	vs. #10 Louisville, 1-0 (May 3, 2022)
Was shutout against a midweek opponent on the road	at North Florida, 2-0 (March 5, 1991)
Was shutout against a non-conference opponent on a neutral site	vs. NC State, 1-0, at CWS (June 21, 2021)
Run-ruled an opponent	vs. Indiana State, 20-4 (7 inn.) (Feb. 27, 2024)
Run-ruled an opponent at home	vs. Indiana State, 20-4 (7 inn.) (Feb. 27, 2024)
Run-ruled an opponent this season	2x, last vs. Indiana State, 20-4 (7 inn.) (Feb. 27, 2024)
Was run-ruled	at #7 Florida , 10-0 (7 inn.) (May 12, 2023)
Played in 14 or more innings	14 innings, vs. Illinois-Chicago (W, 6-5) (Feb. 27, 2016)
Played in 15 or more innings	16 innings, vs. Ole Miss (L, 6-5) (April 10, 2015)
Played in 16 or more innings	16 innings, vs. Ole Miss (L, 6-5) (April 10, 2015)
Played in 17 or more innings	2x, last 17 innings, vs. Evansville (W, 2-1) (March 8, 2023)
	Previous: 17 innings, vs. Louisville (W, 11-10) (May 11, 2010)
Won both games of a doubleheader	vs. Wagner: 12-1, 13-1 (March 5, 2022)
Shutout opponent in both games of a doubleheader	vs. Georgia: 3-0, 6-0 (April 27, 1976)
Lost both games of a doubleheader	at Tennessee: 4-2 (11), 4-3 (April 25, 2010)
Swept a 3-game series at home	vs. Kentucky (April 28- April 30, 2023)
Swept a 3-game series at home vs. non-conference opponent	vs. Wagner (March 11-13, 2022)
Swept a 3-game series on the road	at Mississippi State (March 24-27, 2023)
Swept a 3-game SEC series at home	vs. Kentucky (April 28- April 30, 2023)
Swept a 3-game SEC series on the road	at Mississippi State (March 24-27, 2023)
Swept a midweek series at home	2 games, vs. South Alabama (Feb. 18-19, 2020)
Swept a midweek series on the road	2 games, at Ohio (May 17-18, 2005)
Swept a four-game series	at Hawaii (March 4-6, 2022)
Was swept in a 3-game series at home	vs. #1 Tennessee (April 1-3, 2022)
Was swept in a 3-game series at home vs. non-conference opponent	vs. Oregon (Feb. 24-26, 2012)
Was swept in a 3-game series on the road	at #7 Florida (May 12-14, 2023)
Was swept in a 3-game SEC series at home	vs. #1 Tennessee (April 1-3, 2022)
Was swept in a 3-game SEC series on the road	at #7 Florida (May 12-14, 2023)
Swept 3 or more SEC series in a season	4, 2023 (vs. Ole Miss, at Miss. St., vs. Georgia, vs. UK)
Swept 5 or more SEC series in a season	5, 2019 (vs. UF, at ALA, vs. AUB, at USC, at UK)
Swept 6 or more SEC series in a season	6, 2013 (at AUB, vs. UT, at OM, vs. MIZ, vs. MSU, vs. UK)
Was swept in 3 or more SEC series in a season	3, 2009 (vs. ALA, at USC, vs. UT)
Was swept in 4 or more SEC series in a season	4, 2002 (vs. UGA, at OM, at UF, at AUB)
Swept Alabama in a 3-game series at home	April 9-11, 2011
Swept Alabama in a 3-game series on the road	April 19-21, 2019
Was swept by Alabama in a 3-game series at home	April 17-19, 2009
Was swept by Alabama in a 3-game series on the road	April 22-23, 2006
Swept Florida in a 3-game series at home	March 21-23, 2019
Swept Florida in a 3-game series on the road	Never Happened
Was swept by Florida in a 3-game series at home	May 20-22, 2005
Was swept by Florida in a 3-game series on the road	May 12-14, 2023
Swept Georgia in a 3-game series at home	March 31-April 2, 2023
Swept Georgia in a 3-game series on the road	April 3-5, 2015
Was swept by Georgia in a 3-game series at home	March 31-April 2, 2023
Was swept by Georgia in a 3-game series on the road	May 2-4, 2003
Swept Kentucky in a 3-game series at home	April 28- April 30, 2023
Swept Kentucky in a 3-game series on the road	May 16-18, 2019
Was swept by Kentucky in a 3-game series at home	May 12-14, 2000
Was swept by Kentucky in a 3-game series on the road	April 9-10, 1988
Swept LSU in a 3-game series at home	April 22-24, 2011
Swept LSU in a 3-game series on the road	April 1-3, 2021
Was swept by LSU in a 3-game series at home	Never Happened
Was swept by LSU in a 3-game series on the road	March 7-9, 1997
Swept Mississippi State in a 3-game series at home	April 26-28, 2013
Swept Mississippi State in a 3-game series on the road	March 24-27, 2023
Was swept by Mississippi State in a 3-game series at home	April 20-21, 1991
Was swept by Mississippi State in a 3-game series on the road	March 11-12, 2000
Swept Missouri in a 3-game series at home	March 18-20, 2022
Swept Missouri in a 3-game series on the road	March 25-27, 2021
Was swept by Missouri in a 3-game series at home	Never Happened
Was swept by Missouri in a 3-game series on the road	Never Happened
Swept Ole Miss in a 3-game series at home	March 16-19, 2023
Swept Ole Miss in a 3-game series on the road	April 5-7, 2013
Was swept by Ole Miss in a 3-game series at home	1967
Was swept by Ole Miss in a 3-game series on the road	April 5-6, 2008
Swept South Carolina in a 3-game series at home	Never Happened
Swept South Carolina in a 3-game series on the road	May 3-5, 2019
Was swept by South Carolina in a 3-game series at home	April 12-14, 2002
Was swept by South Carolina in a 3-game series on the road	May 1-3, 2009
Swept Tennessee in a 3-game series at home	March 29-31, 2013
Swept Tennessee in a 3-game series on the road	May 2-4, 2008
Was swept by Tennessee in a 3-game series at home	April 1-3, 2022
Was swept by Tennessee in a 3-game series on the road	April 21-23, 2023

THE LAST TIME VANDERBILT ...

Defeated a Top 25 ranked team _____ vs. #2 Florida [SEC Tournament], 11-6 (May 27, 2023)
Defeated a Top 25 ranked team at home _____ vs. #2 Arkansas, 7-6 (May 20, 2023)
Defeated a Top 25 ranked team on the road _____ at #4 Arkansas, 5-0, 7 inn. (May 15, 2022)
Defeated a Top 25 ranked team at a neutral site _____ vs. #2 Florida [SEC Tournament], 11-6 (May 27, 2023)
Defeated a Top 25 ranked non-conference team _____ vs. #18 Maryland, 8-7 (March 4, 2023)
Defeated a Top 25 ranked non-conference team at home _____ vs. #17 UCLA, 2-1 (Feb. 26, 2023)
Defeated a Top 25 ranked non-conference team on the road _____ at #13 Oklahoma State - Game 2, 18-4 (March 13, 2021)

Defeated a Top 20 ranked team _____ vs. #2 Florida [SEC Tournament], 11-6 (May 27, 2023)
Defeated a Top 20 ranked team at home _____ vs. #2 Arkansas, 7-6 (May 20, 2023)
Defeated a Top 20 ranked team on the road _____ at #4 Arkansas, 5-0, 7 inn. (May 15, 2022)
Defeated a Top 20 ranked team at a neutral site _____ vs. #2 Florida [SEC Tournament], 11-6 (May 27, 2023)

Defeated a Top 15 ranked team _____ vs. #2 Florida [SEC Tournament], 11-6 (May 27, 2023)
Defeated a Top 15 ranked team at home _____ vs. #2 Arkansas, 7-6 (May 20, 2023)
Defeated a Top 15 ranked team on the road _____ at #4 Arkansas, 5-0, 7 inn. (May 15, 2022)
Defeated a Top 15 ranked team at a neutral site _____ vs. #2 Florida [SEC Tournament], 11-6 (May 27, 2023)

Defeated a Top 10 ranked team _____ vs. #2 Florida [SEC Tournament], 11-6 (May 27, 2023)
Defeated a Top 10 ranked team at home _____ vs. #2 Arkansas, 7-6 (May 20, 2023)
Defeated a Top 10 ranked team on the road _____ at #4 Arkansas, 5-0, 7 inn. (May 15, 2022)
Defeated a Top 10 ranked team at a neutral site _____ vs. #2 Florida [SEC Tournament], 11-6 (May 27, 2023)

Defeated a Top 5 ranked team _____ vs. #2 Florida [SEC Tournament], 11-6 (May 27, 2023)
Defeated a Top 5 ranked team at home _____ vs. #2 Arkansas, 7-6 (May 20, 2023)
Defeated a Top 5 ranked team on the road _____ at #4 Arkansas, 5-0, 7 inn. (May 15, 2022)
Defeated a Top 5 ranked team at a neutral site _____ vs. #2 Florida [SEC Tournament], 11-6 (May 27, 2023)

Defeated a #1 ranked team _____ vs. #1 Texas A&M, 6-5 (May 25, 2016)
Defeated a #1 ranked team at home _____ vs. #1 Kentucky, 4-3 (April 28, 2012)
Defeated a #1 ranked team on the road _____ at #1 Florida, 5-0 (May 14, 2016)
Defeated a #1 ranked team at a neutral site _____ vs. #1 Texas A&M, 6-5 (May 25, 2016)

Won a series against a Top 25 ranked team _____ vs. #2 Arkansas, 2-8, 10-8, 7-6 (May 18-20, 2023)
Won a series against a Top 10 ranked team _____ vs. #2 Arkansas, 2-8, 10-8, 7-6 (May 18-20, 2023)
Won a series against a Top 25 ranked team at home _____ vs. #2 Arkansas, 2-8, 10-8, 7-6 (May 18-20, 2023)
Won a series against a Top 10 ranked team at home _____ vs. #2 Arkansas, 2-8, 10-8, 7-6 (May 18-20, 2023)
Won a series against a Top 25 ranked team on the road _____ at #4 Arkansas, 9-6, 6-11, 5-0 (May 13-15, 2022)
Won a series against a Top 10 ranked team on the road _____ at #4 Arkansas, 9-6, 6-11, 5-0 (May 13-15, 2022)
Swept a series against a Top 25 ranked team _____ vs. #3 Ole Miss, 12-2, 8-0, 7-2 (March 16-18, 2023)
Swept a series against a Top 10 ranked team _____ 2 games, at #1 Arkansas, 9-0, 13-6 (April 10-11, 2009)
Swept a series against a Top 10 ranked team _____ 3 games, vs. #3 Ole Miss, 12-2, 8-0, 7-2 (March 16-18, 2023)

Played to a tie _____ vs. Alabama, 3-3 - 8 inn. (May 20, 2017)

Hit back-to-back home runs _____ T.J. McKenzie (solo), Enrique Bradfield Jr. (solo) - 3rd inn. vs. Arkansas (May 19, 2023)
Hit back-to-back HR twice in a game _____ Spencer Jones (solo), Dominic Keegan (solo) - 3rd inn;
_____ Tate Kolwyck (solo), Carter Young (solo) - 7th inn. vs. Missouri (March 20, 2022)

Had multiple players hit 2-or-more home runs _____
_____ Stephen Scott (2), Philip Clarke (2), Connor Kaiser (3) at Clemson (June 3, 2018)
Hit 2 or more home runs in an inning _____ 2, 3rd inning vs. Indiana State (Feb. 27, 2024)
Hit 3 or more home runs in an inning _____ 3, 4th inning, vs. Georgia State (May 2, 2023)
Hit 5 or more home runs in a game _____ 5, vs. Duke (June 9, 2019)
Hit 6 or more home runs in a game _____ 9, vs. #8 Clemson @ NCAA Clemson Regional (June 3, 2018)
Hit 8 or more home runs in a game _____ 9, vs. #8 Clemson @ NCAA Clemson Regional (June 3, 2018)
Hit multiple grand slams in a single game _____ 2, Noland Parker at Mississippi State (March 24, 2023)
Hit multiple grand slams in a season _____ 3 (A. Espinal, P. Noland, P. Noland) (2023)
Hit 3 or more grand slams in a season _____ 3 (A. Espinal, P. Noland, P. Noland) (2023)
Hit 4 or more grand slams in a season _____ 4 (D. Keegan, T. Kolwyck, C. Young, I. Thomas) (2021)

Homered in 3 or more consecutive innings _____ 3, vs. New Mexico State, 6th-7th-8th [NCAA Regional] (June 4, 2022)
Homered in 4 or more consecutive innings _____ 4, vs. Clemson, 5th-6th-7th-8th (June 3, 2018)
Homered in 5 or more consecutive games _____ 13 games (March 1-22, 2022)
Homered in 8 or more consecutive games _____ 13 games (March 1-22, 2022)
Homered in 9 or more consecutive games _____ 13 games (March 1-22, 2022)
Homered in 10 or more consecutive games _____ 13 games (March 1-22, 2022)

Scored 10 or more runs in 3 consecutive games _____ 4 games (March 24, 2023-March 28, 2023)
Scored 10 or more runs in 4 consecutive games _____ 4 games (March 24, 2023-March 28, 2023)
Scored 10 or more runs in 5 or more consecutive games _____ 6 games (April 22-May 1, 2011)
Scored 15 or more runs in a game _____ 25, at Mississippi State (March 24, 2023)
Scored 20 or more runs in a game _____ 20, vs. Indiana State (Feb. 27, 2024)
Scored 20 or more runs in consecutive games _____ 21-10 vs. Tennessee Tech; 22-11 at S. Carolina (April 30; May 3, 2019)

Scored 10 or more runs in a loss _____ 12-14, vs. Arkansas (April 14, 2019)
Scored 15 or more runs in a loss _____ 15-16, 10 inn. - at LSU (May 7, 2010)
Scored 17 or more runs in a loss _____ 17-22, vs. Michigan State (March 20, 1993)
Scored 20 or more runs in a loss _____ Never Happened

Scored 10 or more unanswered runs _____ 12, vs. Tennessee Tech (March 7, 2023)
Scored 15 or more unanswered runs _____ 17, vs. New Mexico State [NCAA Regional] (June 4, 2022)
Scored 20 or more unanswered runs _____ 21, vs. Radford @ NCAA Nashville Regional (June 1, 2015)

Scored in 5 consecutive innings _____ 6, (1st-6th) vs. Indiana State (Feb. 27, 2024)
Scored in 6 consecutive innings _____ 6, (1st-6th) vs. Indiana State (Feb. 27, 2024)
Scored 5 or more runs in the first inning _____ 5, vs. Alabama, 9-2, at SECT (5/26/23)
Scored 6 or more runs in the first inning _____ 7, vs. #11 Mississippi State, 8-2, at CWS (6/28/21)
Scored 7 or more runs in the first inning _____ 7, vs. #11 Mississippi State, 8-2, at CWS (6/28/21)
Scored 9 or more runs in the first inning _____ 9, vs. Samford (March 12, 2019)

Scored in the first inning in 4 or more consecutive games _____ 4 games (May 24-27, 2023)
Scored 7 or more runs in an inning _____ 7, (6th inn.) vs. Indiana State, 20-4 (Feb. 27, 2024)
Scored 10 or more runs in an inning _____ 10, (5th inn.) vs. Belmont, 13-4 (March 22, 2022)
Scored 14 or more runs in an inning _____ 14 (3rd inn.) vs. Middle Tennessee (May 15, 2018)
Scored 4 or more runs in three diff. innings _____ 7 (3rd inn.), 5 (7th inn.) at Mississippi State (March 24, 2023)
Scored 4 or more runs in three diff. innings in consecutive games _____ 6 (1st inn), 5 (3rd inn) & 4 (4th inn)
_____ vs. Tennessee Tech (April 30, 2019) and 7 (4th inn), 9 (6th inn) & 5 (7th inn) at S. Carolina (May 3, 2019)

Scored 10 or more runs in a road game _____ 12, at Louisville (May 9, 2023)
Scored 15 or more runs in a road game _____ 18, at Mississippi State (March 25, 2023)
Scored 20 or more runs in a road game _____ 26, at Mississippi State (March 24, 2023)
Scored 25 or more runs in a road game _____ 26, at Mississippi State (March 24, 2023)

Allowed 10 or more runs in a loss _____ 10, at #7 Florida (May 12, 2023)
Allowed 10 or more runs in a win _____ 11, vs. Florida Atlantic (Feb. 16, 2024)
Allowed 15 or more runs in a game _____ 17, at Tennessee (April 22, 2023)
Allowed 20 or more runs in a game _____ 20, vs. Florida (April 15, 2017)
Allowed 7 or more runs in an inning _____ 7, 8th inn. vs. Dayton (Feb. 20, 2024)
Allowed 10 or more runs in an inning _____ 13, 7th inn. vs. Xavier (June 4, 2016)
Allowed 5 or more runs in the first inning _____ 9, at Tennessee (April 22, 2023)

Overcame a deficit of 4 or more runs in a win _____ 6, vs. Arkansas (May 19, 2023)
Overcame a deficit of 5 or more runs in a win _____ 6, vs. Arkansas (May 19, 2023)
Overcame a deficit of 6 or more runs in a win _____ 6, vs. Arkansas (May 19, 2023)
Overcame a deficit of 7 or more runs in a win _____ 8, vs. Ole Miss @ SEC Tournament (May 26, 2019)
Overcame a deficit of 8 or more runs in a win _____ 8, vs. Ole Miss @ SEC Tournament (May 26, 2019)
Overcame a deficit of 9 or more runs in a win _____ 10, vs. Illinois State (March 1, 2015)

Squandered a lead of 5 or more runs in a loss _____ 5, at #19 Texas A&M (March 16, 2019)
Squandered a lead of 6 or more runs in a loss _____ 7, vs. South Carolina (April 27, 2018)
Squandered a lead of 7 or more runs in a loss _____ 7, vs. South Carolina (April 27, 2018)

Had 15 or more hits in a game _____ 17, vs. Indiana State (Feb. 27, 2024)
Had 15 or more hits in a win _____ 17, vs. Indiana State (Feb. 27, 2024)
Had 18 or more hits in a game _____ 18, vs. Georgia (April 1, 2023)
Had 18 or more hits in a win _____ 18, vs. Georgia (April 1, 2023)
Had 20 or more hits in a win _____ 23, at Auburn (April 9, 2022)
Had 30 or more hits in a game _____ 30, vs. Alabama (April 17, 1988)
Had 50 or more hits in an SEC series _____ 54, vs. Missouri (April 12-14, 2013)
Had 15 or more hits in a loss _____ 17, vs. Florida (April 15, 2017)

Had 10 or more total bases in a game _____ Parker Noland (11) at Mississippi State (March 24, 2023)
Had 11 or more total bases in a game _____ Connor Kaiser (14) at Clemson (June 3, 2018)

Had at least 15 hits in back-to-back games _____ 20, 16 at Mississippi State (March 24-25, 2023)
Had at least 10 hits in 5 or more consecutive games _____ 5 games (March 11-18, 2022)
Had at least 10 hits in 6 or more consecutive games _____ 6 games (Feb. 20-March 1, 2019)
Had at least 10 hits in 7 or more consecutive games _____ 7 games (Feb. 18-27, 2018)
Had at least 10 hits in 8 or more consecutive games _____ 8 games (Feb. 27-March 12, 2010)

Had 5 or more doubles in a game _____ 7, vs. Gonzaga (Feb. 25, 2024)
Had 6 or more doubles in a game _____ 7, vs. Gonzaga (Feb. 25, 2024)
Had 7 or more doubles in a game _____ 7, vs. Gonzaga (Feb. 25, 2024)
Allowed 5 or more doubles in a game _____ 5, at #22 Georgia (May 6, 2022)
Allowed 6 or more doubles in a game _____ 8, vs. Nebraska (March 3, 2023))

Had 2 or more triples in a game _____ 2, vs. Texas (Feb. 19, 2023)
Had 3 or more triples in a game _____ 4, vs. Radford (May 31, 2015)
Had 4 or more triples in a game _____ 4, vs. Radford (May 31, 2015)
Allowed 2 or more triples in a game _____ 2, vs. Duke (June 7, 2019)
Allowed 3 or more triples in a game _____ 3, vs. Texas A&M (April 11, 2014)

THE LAST TIME VANDERBILT ...

Allowed 3 or more home runs in a game _____ 3, vs. Florida at SECT (May 27, 2023)
Allowed 4 or more home runs in a game _____ 4, at Tennessee (April 22, 2023)
Allowed 5 or more home runs in a game _____ 5, vs. South Carolina (April 14, 2023)

Did not draw a walk in a game _____ at Auburn (April 10, 2022)
Walked 10 or more times in a game _____ 10, vs. Lipscomb (March 28, 2023)
Walked 15 or more times in a game _____ 17, vs. Davidson (March 5, 2019)
Walked 18 or more times in a game _____ 19, vs. Middle Tennessee (May 15, 2018)
Allowed 0 walks in a game _____ vs. Indiana State (Feb. 27, 2024)
Allowed 0 walks in back-to-back games _____ at San Diego, DH (Feb. 20, 2011)
Allowed 10 or more walks in a game _____ 10, vs. Indiana State (April 18, 2023)
Allowed 12 or more walks in a game _____ 12, vs. Austin Peay (Feb. 27, 2019)
Allowed 10-plus walks in back-to-back games _____ 12, vs. Illinois State; 12, vs. Evansville (March 1-3, 2015)

Did not strikeout in a game _____ vs. Tennessee-Martin (Feb. 23, 2005)
Struck out 12 or more times in a game _____ 14, vs. Dayton (Feb. 20, 2024)
Struck out 15 or more times in a game _____ 19, at Tennessee (April 21, 2023)
Struck out 15 or more batters in a game _____ 16, vs. Kentucky (April 28, 2023)
Struck out 19 or more batters in a game _____ 24, vs. Evansville (17 inn.) (March 8, 2023)
Struck out 20 or more batters in a game _____ 24, vs. Evansville (17 inn.) (March 8, 2023)
Struck out 10 or more batters in 5 consecutive games _____ 6 games (March 11-20, 2022)
Struck out 10 or more batters in 8 consecutive games _____ 9 games (Feb. 18-March 5, 2022)

Pitching staff held opponent scoreless for 10 consecutive inn. in a game _____ 15 inn. vs. Evansville (March 8, 2023)

Had 5 or more hit batters in a game _____ 5, vs. UAB (Feb. 22, 2023)
Had 6 or more hit batters in a game _____ 6, Tennessee Tech (April 19, 2022)

Had 5 or more stolen bases in a game _____ 5, vs. Evansville (Feb. 28, 2024)
Had 6 or more stolen bases in a game _____ 6, vs. Eastern Kentucky (Feb. 21, 2024)
Had 7 or more stolen bases in a game _____ 7, vs. UMass-Lowell (Feb. 25, 2018)
Had 8 or more stolen bases in a game _____ 8, vs. UNC-Wilmington (June 1, 2012)

Left 13 or more runners on base _____ 18, vs. Evansville (March 8, 2023)
Left 14 or more runners on base _____ 18, vs. Evansville (March 8, 2023)
Left 15 or more runners on base _____ 18, vs. Evansville (March 8, 2023)
Left 16 or more runners on base _____ 18, vs. Evansville (March 8, 2023)

Committed 4 or more errors in a game _____ 4, vs. Arkansas (May 18, 2022)
Committed 5 or more errors in a game _____ 6, at Middle Tennessee (March 22, 2016)
Committed 6 or more errors in a game _____ 6, at Middle Tennessee (March 22, 2016)

Combined for a no-hitter _____ at Minnesota (Carter, Hliboki, Ginther, Maldonado), March 5, 2023
Combined for a perfect game _____ at Western Kentucky (J. Lewis, N. Pilkington, J. Scott, M. Buschmann), May 6, 2003
Combined on a one-hitter _____ vs. Lipscomb, 6 inn. (Devin Futrell, Bryce Cunningham), Feb. 23, 2022
Combined on a two-hitter _____ vs. North Alabama, 7 inn (Carter, Thompson, Horn, Anderson, Regen, Schultz) April 11, 2023
Combined on a three-hitter _____ vs. Evansville, (McElvain, Hawks, Ginther, Kranzler, Seiber) Feb, 28, 2024
Was no-hit _____ at Texas A&M (Kyle Simonds, 9.0), May 7, 2016

Started six true freshmen _____ at Auburn (Austin Martin - LF, Philip Clarke - DH, Pat DeMarco - RF, Jayson Gonzalez - SS, Garrett Blaylock - 3B, Mason Hickman - SP), May 6, 2018

HITTING:

Hit an inside-the-park home run _____ Will Toffey vs. Belmont (March 22, 2017)
Hit a pinch-hit home run _____ Troy LaNeve at Auburn (April 9, 2022)
Hit a grand slam _____ Parker Noland at Mississippi State (March 24, 2023)
Hit a grand slam on the road _____ Parker Noland at Mississippi State (March 24, 2023)

Hit a walk-off home run _____ Troy LaNeve vs. Kentucky (May 20, 2021)
Hit an extra-inning walk-off home run _____ Isaiah Thomas vs. Hawaii, 11th inning (March 1, 2020)
Hit a postseason walk-off home run _____ JJ Bleday vs. Mississippi State (June 9, 2018)
Had a walk-off base hit _____ Camden Kozeal vs. Gonzaga (Feb. 24, 2024)
Drew a walk-off walk _____ Carter Young vs. TCU (March 8, 2020)

Hit 2 or more home runs in a game _____ Davis Diaz at Mississippi State (March 26, 2023)
Hit 2 or more home runs in an SEC game _____ Davis Diaz at Mississippi State (March 26, 2023)
Hit 3 or more home runs in a game _____ Connor Kaiser (3) at Clemson (June 3, 2018)
Hit 2 or more home runs in consecutive games _____ Davis Diaz at Mississippi State (March 25-26, 2023)

Homered in consecutive at-bats _____ Troy LaNeve, 8th inn., 2nd inn. vs. Arkansas (May 19-20, 2023)
Homered in consecutive at-bats in an SEC game _____ Troy LaNeve, 8th inn., 2nd inn. vs. Arkansas (May 19-20, 2023)

Hit for the cycle _____ Clinton Johnston vs. Kentucky (April 28, 1996)
Hit for the cycle in an SEC game _____ Clinton Johnston vs. Kentucky (April 28, 1996)

Had a 20-game hit streak _____ JJ Bleday and Austin Martin, 20 (May 17, 2018-March 1, 2019)
Had a 25-game hit streak _____ Xavier Turner, 27 (March 4-April 22, 2014)
Had a 45-game on-base streak _____ JJ Bleday, 50 (March 19-June 26, 2019)

Had 2 hits in an inning _____ Spencer Jones (HR, 2B), Dominic Keegan (2B, 2B) and Jack Bulger (1B, 2B) at Auburn (April 9, 2022)
Had 5 or more hits in a game _____ Parker Noland (5) at Mississippi State (March 24, 2023)

Had 5 or more RBIs in a game _____ Camden Kozeal (5) vs. Indiana State (Feb. 27, 2024)
Had 6 or more RBIs in a game _____ Parker Noland (11) at Mississippi State (March 24, 2023)
Had 7 or more RBIs in a game _____ Parker Noland (11) at Mississippi State (March 24, 2023)
Had 10 or more RBIs in a game _____ Parker Noland (11) at Mississippi State (March 24, 2023)

Stole home _____ Calvin Hewett vs. Florida Atlantic (Feb. 18, 2024)
Had a triple steal _____ Ethan Paul (home), Jeren Kendall (3rd), Bryan Reynolds (2nd) vs. Auburn (May 19, 2016)
Had 3 or more stolen bases in a game _____ 3, RJ Austin vs. Evansville (Feb. 28, 2024)
Had 2 or more stolen bases in an inning _____ 2, Jacob Humphrey vs. Eastern Kentucky (Feb. 21, 2024)

Drew four or more walks in a game _____ 4, Enrique Bradfield Jr. vs. Belmont (March 14, 2023)

PITCHING:

Threw a 9-inning no-hitter _____ Jack Leiter vs. #16 South Carolina (March 20, 2021)
Kumar Rocker vs. Duke @ Nashville Super Regional (June 8, 2019)
Doug Wessel vs. Belmont (April 19, 1971)

Struck out 10 or more batters in a game _____ Patrick Reilly, 10, vs. Kentucky (April 28, 2023)
Struck out 10 or more batters in an SEC game _____ Patrick Reilly, 10, vs. Kentucky (April 28, 2023)
Struck out 12 or more batters in a game _____ Carter Holton, 13, vs. Wagner - Game 2 (March 11, 2022)
True freshman struck out 10 or more batters in a game _____ Devin Futrell, 10, vs. Austin Peay (April 5, 2022)
True freshman struck out 10 or more batters in debut _____ Jack Leiter, 12, vs. South Alabama (Feb. 18, 2020)
True freshman struck out 15 or more batters in a game _____ Kumar Rocker, 19, vs. Duke (June 8, 2019)
Struck out 15 or more batters in a game _____ Jack Leiter, 15, vs. NC State (June 21, 2021)
Struck out 10 or more batters in consecutive games _____ Kumar Rocker (11) and Jack Leiter (10) vs. #12 East Carolina (June 11-12, 2021)

Pitched a 7-inning, complete game _____ Carter Holton at #4 Arkansas (May 15, 2022)
Pitched 9 or more innings _____ 9.0, Hunter Owen vs. #3 Ole Miss (March 17, 2023)
Pitched 9 or more scoreless innings _____ 9.0, Jack Leiter vs. #16 South Carolina (March 20, 2021)
Pitched a 9-inning, complete game _____ 9.0, Hunter Owen vs. #3 Ole Miss (March 17, 2023)
Pitched a 9-inning, complete-game shutout _____ 9.0, Jack Leiter vs. #16 South Carolina (March 20, 2021)
Picked up 10 or more saves in a season _____ 17, Tyler Brown (2019)
Picked up 15 or more saves in a season _____ 17, Tyler Brown (2019)
Picked up win and save on same day _____ Jackson Gillis vs. Ole Miss, Win - Game 1, Save - Game 2 (April 15, 2018)
Picked up the save (true freshman) _____ Brennan Seiber vs. Florida Atlantic (Feb. 21, 2024)

2024 Game Results

Date	Opponent		Score	Inns	Overall		Pitcher of record	Attend	Time
Feb 16, 2024	FLORIDA ATLANTIC	w	12-11	9	1-0-0	0-0-0	Thompson (W 1-0)	3542	3:17
Feb 17, 2024	FLORIDA ATLANTIC	L	4-5	9	1-1-0	0-0-0	Green (L 0-1)	3383	3:08
Feb 18, 2024	FLORIDA ATLANTIC	w	11-1	9	2-1-0	0-0-0	Futrell (W 1-0)	3579	2:35
Feb 20, 2024	DAYTON	L	5-8	9	2-2-0	0-0-0	McElvain (L 0-1)	3211	3:14
Feb 21, 2024	EKU	w	5-3	9	3-2-0	0-0-0	Huesman (W 1-0)	3307	2:42
Feb 23, 2024	GONZAGA	w	12-2	8	4-2-0	0-0-0	Holton (W 1-0)	3567	2:26
Feb 24, 2024	GONZAGA	w	4-3	9	5-2-0	0-0-0	Seiber (W 1-0)	3511	3:03
Feb 25, 2024	GONZAGA	L	8-9	9	5-3-0	0-0-0	Kranzler (L 0-2)	3587	3:04
Feb 27, 2024	INDIANA STATE	w	20-4	7	6-3-0	0-0-0	Thompson (W 2-0)	3178	2:14
Feb 28, 2024	EVANSVILLE	w	7-3	9	7-3-0	0-0-0	Ginther (W 1-0)	3227	2:28

() extra inning game

2024 Miscellaneous Stats

Multiple Hit Games	2	3	4	5+	Total
13 Jonathan Vastine	3	1	-	-	4
3 Jayden Davis	2	2	-	-	4
42 RJ Austin	2	1	1	-	4
19 Troy LaNeve	2	1	-	-	3
45 Alan Espinal	3	-	-	-	3
16 Jack Bulger	2	1	-	-	3
28 Camden Kozeal	2	-	1	-	3
21 Calvin Hewett	2	-	-	-	2
10 Jacob Humphrey	1	1	-	-	2
11 Davis Diaz	-	1	-	-	1
TEAM	19	8	2	0	29

Multiple RBI Games	2	3	4	5+	Total
3 Jayden Davis	3	1	-	-	4
42 RJ Austin	-	-	2	-	2
19 Troy LaNeve	1	1	-	-	2
16 Jack Bulger	2	-	-	-	2
13 Jonathan Vastine	1	1	-	-	2
21 Calvin Hewett	2	-	-	-	2
26 Braden Holcomb	1	-	-	-	1
45 Alan Espinal	1	-	-	-	1
28 Camden Kozeal	-	-	-	1	1
10 Jacob Humphrey	-	-	1	-	1
11 Davis Diaz	1	-	-	-	1
TEAM	12	3	3	1	19

Hitting Streaks	Longest	Current
45 Alan Espinal	10	10
16 Jack Bulger	6	6
19 Troy LaNeve	6	6
3 Jayden Davis	5	5
10 Jacob Humphrey	5	5
13 Jonathan Vastine	4	4
21 Calvin Hewett	3	-
42 RJ Austin	3	2
8 Chris Maldonado	2	2
28 Camden Kozeal	2	2
11 Davis Diaz	2	-
44 Colin Barczi	1	1
9 Raymond Velazquez	1	1
26 Braden Holcomb	1	-

Reached Base Streaks	Longest	Current
45 Alan Espinal	10	10
3 Jayden Davis	10	10
11 Davis Diaz	8	-
16 Jack Bulger	8	8
42 RJ Austin	7	2
19 Troy LaNeve	6	6
13 Jonathan Vastine	5	5
28 Camden Kozeal	5	5
8 Chris Maldonado	5	5
10 Jacob Humphrey	5	5
21 Calvin Hewett	3	2
26 Braden Holcomb	3	3
5 Logan Poteet	1	1
44 Colin Barczi	1	1
9 Raymond Velazquez	1	1

2024 Individual Game-by-Game Stats

#42 RJ Austin - 10 games (All games)

Date	Opponent	Pos	AB	R	H	RBI	2B	3B	HR	BB	SB	CS	HBP	SAC	SF	GDP	K	PO	A	E	Avg
Feb 16	FLORIDA ATLANTIC	*of/2b	5	2	4	4	1	0	1	0	1	0	0	0	0	0	1	3	0	0	.800
Feb 17	FLORIDA ATLANTIC	*of	4	1	0	0	0	0	0	1	1	0	0	0	0	0	2	4	1	0	.444
Feb 18	FLORIDA ATLANTIC	*3b/2b	3	1	1	1	0	0	0	2	0	0	0	0	0	0	1	0	1	1	.417
Feb 20	DAYTON	*1b	2	2	0	0	0	0	0	2	0	0	0	0	0	0	1	10	0	0	.357
Feb 21	EKU	*of/2b	4	1	1	0	0	0	0	0	2	0	0	0	0	0	1	1	0	0	.333
Feb 23	GONZAGA	*of/of	4	1	2	1	0	0	0	0	0	1	0	0	1	0	0	1	0	0	.364
Feb 24	GONZAGA	*of	5	0	2	1	0	0	0	0	0	1	0	0	0	0	1	2	0	0	.370
Feb 25	GONZAGA	*of/of	4	0	0	1	0	0	0	0	0	0	0	0	1	0	0	4	0	0	.323
Feb 27	INDIANA STATE	*1b	3	2	1	4	0	0	0	1	0	1	1	0	0	0	0	3	0	0	.324
Feb 28	EVANSVILLE	*1b	5	2	3	1	0	0	0	0	3	0	0	0	0	0	1	6	1	0	.359
Totals		10gs	39	12	14	13	1	0	1	6	7	3	1	0	2	0	8	34	3	1	.359

On base pct. .438 • Slugging pct. .462

#44 Colin Barczy - 1 game (All games)

Date	Opponent	Pos	AB	R	H	RBI	2B	3B	HR	BB	SB	CS	HBP	SAC	SF	GDP	K	PO	A	E	Avg
Feb 23	GONZAGA	ph	1	1	1	0	0	0	0	0	0	0	0	0	0	0	0	0	0	0	1.000
Totals		0gs	1	1	1	0	0	0	0	0	0	0	0	0	0	0	0	0	0	0	1.000

On base pct. 1.000 • Slugging pct. 1.000

#16 Jack Bulger - 8 games (All games)

Date	Opponent	Pos	AB	R	H	RBI	2B	3B	HR	BB	SB	CS	HBP	SAC	SF	GDP	K	PO	A	E	Avg
Feb 16	FLORIDA ATLANTIC	*of	5	2	3	1	0	0	1	0	0	0	0	0	0	0	1	2	0	0	.600
Feb 17	FLORIDA ATLANTIC	*of	4	0	0	0	0	0	0	1	0	0	0	0	0	0	2	0	0	0	.333
Feb 18	FLORIDA ATLANTIC	*of	3	1	1	1	0	0	0	0	1	0	2	0	0	0	1	1	0	0	.333
Feb 20	DAYTON	*of	4	0	1	0	0	0	0	0	0	0	1	0	0	0	2	1	0	0	.312
Feb 21	EKU	*c	4	0	1	0	0	0	0	0	0	0	0	0	0	0	0	11	0	0	.300
Feb 23	GONZAGA	*of	3	1	1	2	0	0	1	0	0	0	0	0	1	0	1	0	0	0	.304
Feb 24	GONZAGA	*of	5	0	2	1	0	0	0	0	1	0	0	0	0	0	2	2	0	0	.321
Feb 25	GONZAGA	*of	2	0	2	2	1	0	0	0	0	0	0	0	0	0	0	0	0	0	.367
Totals		8gs	30	4	11	7	1	0	2	1	2	0	3	0	1	0	9	17	0	0	.367

On base pct. .429 • Slugging pct. .600

#98 Greysen Carter - 1 game (All games)

Date	Opponent	Pos	AB	R	H	RBI	2B	3B	HR	BB	SB	CS	HBP	SAC	SF	GDP	K	PO	A	E	Avg
Feb 16	FLORIDA ATLANTIC	*p	0	0	0	0	0	0	0	0	0	0	0	0	0	0	0	0	1	0	.000
Totals		1gs	0	0	0	0	0	0	0	0	0	0	0	0	0	0	0	0	1	0	.000

On base pct. .000 • Slugging pct. .000

#98 Greysen Carter - 2 appearances (All games)

Date	Opponent	GS	IP	H	R	ER	BB	SO	2B	3B	HR	WP	BK	HBP	IBB	Score	W-L	Sv	ERA	NP
Feb 16	FLORIDA ATLANTIC	*	3.0	1	3	3	7	2	1	0	0	1	0	0	0	12-11	0-0	0	9.00	74
Feb 23	GONZAGA		3.0	3	0	0	0	3	0	0	0	0	0	0	0	12-2	0-0	1	4.50	51
Totals		1	6.0	4	3	3	7	5	1	0	0	1	0	0	0	24-13	0-0	1	4.50	-

#97 Bryce Cunningham - 1 game (All games)

Date	Opponent	Pos	AB	R	H	RBI	2B	3B	HR	BB	SB	CS	HBP	SAC	SF	GDP	K	PO	A	E	Avg
Feb 17	FLORIDA ATLANTIC	*p	0	0	0	0	0	0	0	0	0	0	0	0	0	0	0	0	1	0	.000
Totals		1gs	0	0	0	0	0	0	0	0	0	0	0	0	0	0	0	0	1	0	.000

On base pct. .000 • Slugging pct. .000

2024 Individual Game-by-Game Stats

#97 Bryce Cunningham - 2 appearances (All games)

Date	Opponent	GS	IP	H	R	ER	BB	SO	2B	3B	HR	WP	BK	HBP	IBB	Score	W-L	Sv	ERA	NP
Feb 17	FLORIDA ATLANTIC	*	4.0	3	1	1	3	5	2	0	0	0	0	0	0	4-5	0-0	0	2.25	77
Feb 24	GONZAGA	*	3.0	4	3	3	4	7	2	0	0	1	0	0	0	4-3	0-0	0	5.14	75
Totals		2	7.0	7	4	4	7	12	4	0	0	1	0	0	0	8-8	0-0	0	5.14	-

#3 Jayden Davis - 10 games (All games)

Date	Opponent	Pos	AB	R	H	RBI	2B	3B	HR	BB	SB	CS	HBP	SAC	SF	GDP	K	PO	A	E	Avg
Feb 16	FLORIDA ATLANTIC	*2b	4	0	1	0	0	0	0	0	0	0	0	0	0	0	0	0	2	0	.250
Feb 17	FLORIDA ATLANTIC	*2b	4	0	1	2	1	0	0	0	0	0	0	0	0	1	1	2	1	0	.250
Feb 18	FLORIDA ATLANTIC	*2b	3	1	2	2	1	0	0	1	0	0	0	0	0	0	0	0	2	0	.364
Feb 20	DAYTON	*2b	4	0	0	0	0	0	0	1	0	0	0	0	0	0	1	3	4	0	.267
Feb 21	EKU	*2b	2	1	0	0	0	0	0	1	1	0	0	0	0	0	1	1	1	0	.235
Feb 23	GONZAGA	*2b	4	3	3	3	1	0	1	1	0	0	0	0	0	0	0	1	3	0	.333
Feb 24	GONZAGA	*2b	4	0	1	0	1	0	0	0	0	0	0	0	0	0	0	2	3	0	.320
Feb 25	GONZAGA	*2b	4	0	2	1	1	0	0	1	0	0	0	0	0	1	1	0	1	0	.345
Feb 27	INDIANA STATE	*2b	5	2	3	1	1	0	0	0	0	0	0	0	0	0	0	1	0	0	.382
Feb 28	EVANSVILLE	*2b	4	0	1	2	0	0	0	0	0	0	0	0	0	0	0	2	3	1	.368
Totals		10gs	38	7	14	11	6	0	1	5	1	0	0	0	0	2	4	12	20	1	.368

On base pct. .442 • Slugging pct. .605

#11 Davis Diaz - 10 games (All games)

Date	Opponent	Pos	AB	R	H	RBI	2B	3B	HR	BB	SB	CS	HBP	SAC	SF	GDP	K	PO	A	E	Avg
Feb 16	FLORIDA ATLANTIC	*3b	4	2	1	1	0	0	0	1	0	0	0	0	0	0	1	0	1	0	.250
Feb 17	FLORIDA ATLANTIC	*3b	2	0	0	0	0	0	0	2	0	0	0	0	0	0	1	3	1	0	.167
Feb 18	FLORIDA ATLANTIC	3b	0	0	0	0	0	0	0	0	0	0	0	0	0	0	0	0	0	0	.167
Feb 20	DAYTON	*3b	4	2	3	1	2	0	0	0	0	0	0	0	0	0	1	0	2	0	.400
Feb 21	EKU	*3b	4	0	1	2	1	0	0	0	0	0	0	0	0	0	0	0	3	0	.357
Feb 23	GONZAGA	*3b	3	1	0	0	0	0	0	1	0	0	0	0	0	1	0	0	1	0	.294
Feb 24	GONZAGA	*3b	3	0	0	0	0	0	0	1	0	0	0	0	0	0	0	0	1	0	.250
Feb 25	GONZAGA	*3b	4	1	1	0	1	0	0	0	0	0	1	0	0	0	0	0	5	1	.250
Feb 27	INDIANA STATE	*3b	3	1	0	1	0	0	0	1	0	0	0	0	1	0	1	1	0	0	.222
Feb 28	EVANSVILLE	*3b	4	0	0	0	0	0	0	0	0	0	0	0	0	0	1	2	2	0	.194
Totals		9gs	31	7	6	5	4	0	0	6	0	0	1	0	1	1	5	6	16	1	.194

On base pct. .333 • Slugging pct. .323

#80 Andrew Dutkanych IV - 1 game (All games)

Date	Opponent	Pos	AB	R	H	RBI	2B	3B	HR	BB	SB	CS	HBP	SAC	SF	GDP	K	PO	A	E	Avg
Feb 27	INDIANA STATE	p	0	0	0	0	0	0	0	0	0	0	0	0	0	0	0	0	1	0	.000
Totals		0gs	0	0	0	0	0	0	0	0	0	0	0	0	0	0	0	0	1	0	.000

On base pct. .000 • Slugging pct. .000

#80 Andrew Dutkanych IV - 3 appearances (All games)

Date	Opponent	GS	IP	H	R	ER	BB	SO	2B	3B	HR	WP	BK	HBP	IBB	Score	W-L	Sv	ERA	NP
Feb 17	FLORIDA ATLANTIC		1.0	1	0	0	0	2	0	0	0	0	0	0	0	4-5	0-0	0	0.00	15
Feb 21	EKU	*	4.0	1	0	0	3	6	1	0	0	0	0	0	0	5-3	0-0	0	0.00	71
Feb 27	INDIANA STATE		1.0	0	0	0	0	2	0	0	0	0	0	0	0	20-4	0-0	0	0.00	14
Totals		1	6.0	2	0	0	3	10	1	0	0	0	0	0	0	29-12	0-0	0	0.00	-

2024 Individual Game-by-Game Stats

#45 Alan Espinal - 10 games (All games)

Date	Opponent	Pos	AB	R	H	RBI	2B	3B	HR	BB	SB	CS	HBP	SAC	SF	GDP	K	PO	A	E	Avg
Feb 16	FLORIDA ATLANTIC	*c	5	0	1	1	0	0	0	0	0	0	0	0	0	0	2	12	2	0	.200
Feb 17	FLORIDA ATLANTIC	*c	2	1	1	0	0	0	0	2	1	0	0	0	0	0	0	9	0	0	.286
Feb 18	FLORIDA ATLANTIC	*c	3	1	1	1	1	0	0	0	0	0	0	0	1	0	2	7	0	0	.300
Feb 20	DAYTON	*c	4	1	1	0	1	0	0	0	0	0	0	0	0	0	1	11	3	0	.286
Feb 21	EKU	*dh	4	1	2	2	0	0	0	0	1	0	0	0	0	0	0	0	0	0	.333
Feb 23	GONZAGA	*c	4	0	1	1	0	0	0	1	0	0	0	0	0	0	2	11	2	0	.318
Feb 24	GONZAGA	*c	3	1	2	0	0	0	0	1	0	0	0	0	0	0	1	14	0	0	.360
Feb 25	GONZAGA	*c	3	3	2	0	1	0	0	2	0	0	0	0	0	0	1	7	1	0	.393
Feb 27	INDIANA STATE	*c	4	2	1	0	0	0	0	1	0	0	0	0	0	0	1	7	0	0	.375
Feb 28	EVANSVILLE	*c	3	0	1	1	0	0	0	0	0	0	0	1	0	0	1	10	0	0	.371
Totals		10gs	35	10	13	6	3	0	0	7	2	0	0	1	1	0	11	88	8	0	.371

On base pct. .465 • Slugging pct. .457

#95 Devin Futrell - 1 game (All games)

Date	Opponent	Pos	AB	R	H	RBI	2B	3B	HR	BB	SB	CS	HBP	SAC	SF	GDP	K	PO	A	E	Avg
Feb 18	FLORIDA ATLANTIC	*p	0	0	0	0	0	0	0	0	0	0	0	0	0	0	0	0	1	0	.000
Totals		1gs	0	0	0	0	0	0	0	0	0	0	0	0	0	0	0	0	1	0	.000

On base pct. .000 • Slugging pct. .000

#95 Devin Futrell - 2 appearances (All games)

Date	Opponent	GS	IP	H	R	ER	BB	SO	2B	3B	HR	WP	BK	HBP	IBB	Score	W-L	Sv	ERA	NP
Feb 18	FLORIDA ATLANTIC	*	6.0	3	1	1	0	5	2	0	0	0	0	0	0	11-1	1-0	0	1.50	78
Feb 25	GONZAGA	*	5.0	3	1	1	1	3	1	0	0	0	0	1	0	8-9	1-0	0	1.64	91
Totals		2	11.0	6	2	2	1	8	3	0	0	0	0	1	0	19-10	1-0	0	1.64	-

#17 Ryan Ginther - 3 appearances (All games)

Date	Opponent	GS	IP	H	R	ER	BB	SO	2B	3B	HR	WP	BK	HBP	IBB	Score	W-L	Sv	ERA	NP
Feb 16	FLORIDA ATLANTIC		1.0	3	1	1	0	1	1	0	0	0	0	0	0	12-11	0-0	0	9.00	19
Feb 21	EKU		1.0	1	0	0	1	2	0	0	0	0	0	0	0	5-3	0-0	1	4.50	20
Feb 28	EVANSVILLE		2.0	0	0	0	2	2	0	0	0	0	0	0	0	7-3	1-0	1	2.25	29
Totals		0	4.0	4	1	1	3	5	1	0	0	0	0	0	0	24-17	1-0	1	2.25	-

#90 Miller Green - 1 game (All games)

Date	Opponent	Pos	AB	R	H	RBI	2B	3B	HR	BB	SB	CS	HBP	SAC	SF	GDP	K	PO	A	E	Avg
Feb 25	GONZAGA	p	0	0	0	0	0	0	0	0	0	0	0	0	0	0	0	1	0	0	.000
Totals		0gs	0	0	0	0	0	0	0	0	0	0	0	0	0	0	0	1	0	0	.000

On base pct. .000 • Slugging pct. .000

#90 Miller Green - 3 appearances (All games)

Date	Opponent	GS	IP	H	R	ER	BB	SO	2B	3B	HR	WP	BK	HBP	IBB	Score	W-L	Sv	ERA	NP
Feb 17	FLORIDA ATLANTIC		1.0	2	1	1	1	0	0	0	0	0	0	0	0	4-5	0-1	0	9.00	27
Feb 20	DAYTON		1.0	0	0	0	1	2	0	0	0	0	0	0	0	5-8	0-1	0	4.50	16
Feb 25	GONZAGA		2.2	0	0	0	0	3	0	0	0	0	0	1	0	8-9	0-1	0	1.93	35
Totals		0	4.2	2	1	1	2	5	0	0	0	0	0	1	0	17-22	0-1	0	1.93	-

#88 Sawyer Hawks - 1 game (All games)

Date	Opponent	Pos	AB	R	H	RBI	2B	3B	HR	BB	SB	CS	HBP	SAC	SF	GDP	K	PO	A	E	Avg
Feb 16	FLORIDA ATLANTIC	p	0	0	0	0	0	0	0	0	0	0	0	0	0	0	0	0	0	1	.000
Totals		0gs	0	0	0	0	0	0	0	0	0	0	0	0	0	0	0	0	0	1	.000

On base pct. .000 • Slugging pct. .000

2024 Individual Game-by-Game Stats

#88 Sawyer Hawks - 3 appearances (All games)

Date	Opponent	GS	IP	H	R	ER	BB	SO	2B	3B	HR	WP	BK	HBP	IBB	Score	W-L	Sv	ERA	NP
Feb 16	FLORIDA ATLANTIC		1.0	1	2	2	1	2	0	0	1	0	0	0	0	12-11	0-0	0	18.00	25
Feb 20	DAYTON		0.0	1	4	4	3	0	0	0	0	1	0	0	0	5-8	0-0	0	54.00	18
Feb 28	EVANSVILLE		2.0	1	1	1	1	3	1	0	0	0	0	0	0	7-3	0-0	0	21.00	30
Totals		0	3.0	3	7	7	5	5	1	0	1	1	0	0	0	24-22	0-0	0	21.00	-

#21 Calvin Hewett - 9 games (All games)

Date	Opponent	Pos	AB	R	H	RBI	2B	3B	HR	BB	SB	CS	HBP	SAC	SF	GDP	K	PO	A	E	Avg
Feb 16	FLORIDA ATLANTIC	pr/of	1	2	1	0	0	0	0	0	1	0	0	0	0	0	0	0	0	0	1.000
Feb 18	FLORIDA ATLANTIC	*of	3	3	2	1	1	0	0	0	3	0	1	0	0	0	1	4	0	0	.750
Feb 20	DAYTON	*of	3	0	1	2	1	0	0	0	0	0	0	0	0	0	1	0	0	0	.571
Feb 21	EKU	*of	3	0	0	0	0	0	0	0	0	0	0	0	0	0	1	4	0	0	.400
Feb 23	GONZAGA	of	0	0	0	0	0	0	0	0	0	0	1	0	0	0	0	0	0	0	.400
Feb 24	GONZAGA	pr/of	0	0	0	0	0	0	0	0	1	0	0	0	0	0	0	0	0	0	.400
Feb 25	GONZAGA	pr/of	3	1	0	0	0	0	0	0	0	0	0	0	0	0	0	3	0	0	.308
Feb 27	INDIANA STATE	*of	4	2	2	2	0	0	0	1	0	0	0	0	0	0	0	4	0	0	.353
Feb 28	EVANSVILLE	*of	2	1	0	0	0	0	0	1	1	0	1	0	0	0	1	3	0	0	.316
Totals		5gs	19	9	6	5	2	0	0	2	6	0	3	0	0	0	4	18	0	0	.316

On base pct. .458 • Slugging pct. .421

#40 Sam Hliboki - 1 game (All games)

Date	Opponent	Pos	AB	R	H	RBI	2B	3B	HR	BB	SB	CS	HBP	SAC	SF	GDP	K	PO	A	E	Avg
Feb 17	FLORIDA ATLANTIC	p	0	0	0	0	0	0	0	0	0	0	0	0	0	0	0	1	0	0	.000
Totals		0gs	0	0	0	0	0	0	0	0	0	0	0	0	0	0	0	1	0	0	.000

On base pct. .000 • Slugging pct. .000

#40 Sam Hliboki - 3 appearances (All games)

Date	Opponent	GS	IP	H	R	ER	BB	SO	2B	3B	HR	WP	BK	HBP	IBB	Score	W-L	Sv	ERA	NP
Feb 17	FLORIDA ATLANTIC		2.0	4	3	3	0	1	2	0	0	0	0	0	0	4-5	0-0	0	13.50	35
Feb 20	DAYTON		1.1	1	0	0	0	2	0	0	0	0	0	0	0	5-8	0-0	0	8.10	12
Feb 25	GONZAGA		1.1	5	4	3	0	2	1	0	0	0	0	0	0	8-9	0-0	0	11.57	26
Totals		0	4.2	10	7	6	0	5	3	0	0	0	0	0	0	17-22	0-0	0	11.57	-

#26 Braden Holcomb - 4 games (All games)

Date	Opponent	Pos	AB	R	H	RBI	2B	3B	HR	BB	SB	CS	HBP	SAC	SF	GDP	K	PO	A	E	Avg
Feb 18	FLORIDA ATLANTIC	ph/of	1	0	0	0	0	0	0	0	0	0	0	0	0	0	0	0	0	0	.000
Feb 23	GONZAGA	ph	1	1	1	2	0	0	1	0	0	0	0	0	0	0	0	0	0	0	.500
Feb 24	GONZAGA	*1b	3	0	0	0	0	0	0	1	0	0	0	0	0	0	2	5	1	0	.200
Feb 25	GONZAGA	*1b	2	1	0	0	0	0	0	1	0	0	0	0	0	0	1	10	0	1	.143
Totals		2gs	7	2	1	2	0	0	1	2	0	0	0	0	0	0	3	15	1	1	.143

On base pct. .333 • Slugging pct. .571

#20 Carter Holton - 2 appearances (All games)

Date	Opponent	GS	IP	H	R	ER	BB	SO	2B	3B	HR	WP	BK	HBP	IBB	Score	W-L	Sv	ERA	NP
Feb 16	FLORIDA ATLANTIC		3.0	4	5	5	1	5	2	0	0	0	0	0	0	12-11	0-0	0	15.00	54
Feb 23	GONZAGA	*	5.0	2	2	2	2	8	0	0	0	1	0	0	0	12-2	1-0	0	7.88	73
Totals		1	8.0	6	7	7	3	13	2	0	0	1	0	0	0	24-13	1-0	0	7.88	-

2024 Individual Game-by-Game Stats

#36 Levi Huesman - 1 game (All games)

Date	Opponent	Pos	AB	R	H	RBI	2B	3B	HR	BB	SB	CS	HBP	SAC	SF	GDP	K	PO	A	E	Avg
Feb 21	EKU	p	0	0	0	0	0	0	0	0	0	0	0	0	0	0	0	0	2	0	.000
Totals		0gs	0	0	0	0	0	0	0	0	0	0	0	0	0	0	0	0	2	0	.000

On base pct. .000 • Slugging pct. .000

#36 Levi Huesman - 1 appearance (All games)

Date	Opponent	GS	IP	H	R	ER	BB	SO	2B	3B	HR	WP	BK	HBP	IBB	Score	W-L	Sv	ERA	NP
Feb 21	EKU		1.2	4	2	2	2	1	1	0	0	0	0	0	0	5-3	1-0	0	10.80	40
Totals		0	1.2	4	2	2	2	1	1	0	0	0	0	0	0	5-3	1-0	0	10.80	-

#10 Jacob Humphrey - 9 games (All games)

Date	Opponent	Pos	AB	R	H	RBI	2B	3B	HR	BB	SB	CS	HBP	SAC	SF	GDP	K	PO	A	E	Avg
Feb 16	FLORIDA ATLANTIC	pr	0	1	0	0	0	0	0	0	0	0	0	0	0	0	0	0	0	0	.000
Feb 18	FLORIDA ATLANTIC	ph/of	1	1	1	1	0	0	0	1	1	0	0	0	0	0	0	0	0	0	1.000
Feb 20	DAYTON	*of/of	5	0	1	0	1	0	0	0	2	0	0	0	0	0	2	1	0	0	.333
Feb 21	EKU	pr/of	0	1	0	0	0	0	0	0	2	0	0	0	0	0	0	0	0	0	.333
Feb 23	GONZAGA	of	0	0	0	0	0	0	0	0	0	0	0	0	0	0	0	0	0	0	.333
Feb 24	GONZAGA	pr	0	1	0	0	0	0	0	0	0	0	0	0	0	0	0	0	0	0	.333
Feb 25	GONZAGA	of	1	0	1	0	0	0	0	0	0	0	0	0	0	0	0	0	0	0	.429
Feb 27	INDIANA STATE	*of	2	3	2	4	0	1	1	2	0	0	0	1	0	0	0	3	0	0	.556
Feb 28	EVANSVILLE	*of	5	2	3	1	1	0	0	0	1	0	0	0	0	0	2	1	0	0	.571
Totals		3gs	14	9	8	6	2	1	1	3	6	0	0	1	0	0	4	5	0	0	.571

On base pct. .647 • Slugging pct. 1.071

#28 Camden Kozeal - 10 games (All games)

Date	Opponent	Pos	AB	R	H	RBI	2B	3B	HR	BB	SB	CS	HBP	SAC	SF	GDP	K	PO	A	E	Avg
Feb 16	FLORIDA ATLANTIC	*dh	5	1	1	0	0	0	0	0	0	0	0	0	0	0	0	0	0	0	.200
Feb 17	FLORIDA ATLANTIC	*dh	4	0	0	0	0	0	0	1	0	0	0	0	0	0	1	0	0	0	.111
Feb 18	FLORIDA ATLANTIC	*dh	4	0	0	1	0	0	0	0	0	0	0	0	0	0	1	0	0	0	.077
Feb 20	DAYTON	ph	0	0	0	0	0	0	0	1	0	0	0	0	0	0	0	0	0	0	.077
Feb 21	EKU	ph	1	0	0	0	0	0	0	0	0	0	0	0	0	0	0	0	0	0	.071
Feb 23	GONZAGA	*dh	2	2	1	0	0	0	0	2	0	0	0	0	0	0	0	0	0	0	.125
Feb 24	GONZAGA	*dh	5	0	2	1	0	0	0	0	0	0	0	0	0	0	1	0	0	0	.190
Feb 25	GONZAGA	*dh	4	0	0	1	0	0	0	1	0	0	0	0	0	0	0	0	0	0	.160
Feb 27	INDIANA STATE	*dh	5	2	4	5	0	0	1	0	0	0	0	0	0	0	1	0	0	0	.267
Feb 28	EVANSVILLE	*dh	5	1	2	1	1	0	0	0	0	0	0	0	0	0	2	0	0	0	.286
Totals		8gs	35	6	10	9	1	0	1	5	0	0	0	0	0	0	6	0	0	0	.286

On base pct. .375 • Slugging pct. .400

#77 Alex Kranzler - 4 appearances (All games)

Date	Opponent	GS	IP	H	R	ER	BB	SO	2B	3B	HR	WP	BK	HBP	IBB	Score	W-L	Sv	ERA	NP
Feb 20	DAYTON		1.1	0	0	0	0	1	0	0	0	0	0	0	0	5-8	0-0	0	0.00	17
Feb 21	EKU		2.1	2	1	1	0	2	0	0	0	0	0	0	0	5-3	0-0	0	2.45	24
Feb 25	GONZAGA		0.0	1	4	0	0	0	0	0	1	0	0	0	0	8-9	0-1	0	2.45	12
Feb 28	EVANSVILLE		2.0	1	1	1	1	2	0	0	1	0	0	0	0	7-3	0-1	0	3.18	26
Totals		0	5.2	4	6	2	1	5	0	0	2	0	0	0	0	25-23	0-1	0	3.18	-

2024 Individual Game-by-Game Stats

#19 Troy LaNeve - 10 games (All games)

Date	Opponent	Pos	AB	R	H	RBI	2B	3B	HR	BB	SB	CS	HBP	SAC	SF	GDP	K	PO	A	E	Avg
Feb 16	FLORIDA ATLANTIC	*of	3	0	0	1	0	0	0	0	0	0	0	1	0	1	0	3	1	0	.000
Feb 17	FLORIDA ATLANTIC	*of	4	1	1	0	0	0	0	0	0	0	0	0	0	0	1	2	0	0	.143
Feb 18	FLORIDA ATLANTIC	*of	3	0	0	0	0	0	0	0	0	0	0	0	0	0	1	2	0	0	.100
Feb 20	DAYTON	ph/of	1	0	0	0	0	0	0	0	0	0	0	0	0	0	0	0	0	0	.091
Feb 21	EKU	*of	4	1	1	1	1	0	0	0	0	0	0	0	0	0	0	1	0	0	.133
Feb 23	GONZAGA	*of	4	1	2	0	0	0	0	0	0	0	0	0	0	0	1	3	0	0	.211
Feb 24	GONZAGA	*of	3	0	1	1	1	0	0	1	0	0	0	0	0	0	2	1	0	0	.227
Feb 25	GONZAGA	*of	5	1	3	2	2	0	0	0	0	0	0	0	0	0	0	1	0	0	.296
Feb 27	INDIANA STATE	*of	3	3	2	3	0	0	1	1	0	0	1	0	0	0	0	0	0	0	.333
Feb 28	EVANSVILLE	*of	4	0	1	0	1	0	0	0	0	0	0	0	0	0	1	2	0	0	.324
Totals		9gs	34	7	11	8	5	0	1	2	0	0	2	0	1	0	9	13	0	0	.324

On base pct. .385 • Slugging pct. .559

#8 Chris Maldonado - 5 games (All games)

Date	Opponent	Pos	AB	R	H	RBI	2B	3B	HR	BB	SB	CS	HBP	SAC	SF	GDP	K	PO	A	E	Avg
Feb 16	FLORIDA ATLANTIC	*1b	4	0	0	0	0	0	0	1	0	0	0	0	0	0	2	8	1	0	.000
Feb 17	FLORIDA ATLANTIC	*1b	2	1	0	0	0	0	0	1	0	0	1	0	0	0	0	4	2	0	.000
Feb 18	FLORIDA ATLANTIC	*1b	2	1	0	0	0	0	0	1	0	0	1	0	0	0	0	7	1	0	.000
Feb 21	EKU	*1b	3	0	1	0	0	0	0	1	0	0	0	0	0	0	1	8	0	0	.091
Feb 23	GONZAGA	*1b	2	1	1	1	0	0	0	1	0	0	0	0	0	0	0	8	0	0	.154
Totals		5gs	13	3	2	1	0	0	0	5	0	0	2	0	0	0	3	35	4	0	.154

On base pct. .450 • Slugging pct. .154

#89 Ethan McElvain - 1 game (All games)

Date	Opponent	Pos	AB	R	H	RBI	2B	3B	HR	BB	SB	CS	HBP	SAC	SF	GDP	K	PO	A	E	Avg
Feb 28	EVANSVILLE	*p	0	0	0	0	0	0	0	0	0	0	0	0	0	0	0	1	1	0	.000
Totals		1gs	0	0	0	0	0	0	0	0	0	0	0	0	0	0	0	1	1	0	.000

On base pct. .000 • Slugging pct. .000

#89 Ethan McElvain - 4 appearances (All games)

Date	Opponent	GS	IP	H	R	ER	BB	SO	2B	3B	HR	WP	BK	HBP	IBB	Score	W-L	Sv	ERA	NP
Feb 17	FLORIDA ATLANTIC		1.0	0	0	0	0	1	0	0	0	0	0	0	0	4-5	0-0	0	0.00	15
Feb 20	DAYTON		0.2	3	3	3	1	1	2	0	0	1	0	0	0	5-8	0-1	0	16.20	23
Feb 24	GONZAGA		3.0	1	0	0	2	6	0	0	0	0	0	1	0	4-3	0-1	0	5.79	53
Feb 28	EVANSVILLE	*	2.0	0	0	0	2	1	0	0	0	0	0	0	0	7-3	0-1	0	4.05	27
Totals		1	6.2	4	3	3	5	9	2	0	0	1	0	1	0	20-19	0-1	0	4.05	-

#25 Matt Ossenfort - 2 games (All games)

Date	Opponent	Pos	AB	R	H	RBI	2B	3B	HR	BB	SB	CS	HBP	SAC	SF	GDP	K	PO	A	E	Avg
Feb 18	FLORIDA ATLANTIC	ph	1	0	0	0	0	0	0	0	0	0	0	0	0	0	0	0	0	0	.000
Feb 25	GONZAGA	ph/1b	1	0	0	0	0	0	0	0	0	0	0	0	0	1	0	0	0	0	.000
Totals		0gs	2	0	0	0	0	0	0	0	0	0	0	0	0	1	0	0	0	0	.000

On base pct. .000 • Slugging pct. .000

#1 Matthew Polk - 2 games (All games)

Date	Opponent	Pos	AB	R	H	RBI	2B	3B	HR	BB	SB	CS	HBP	SAC	SF	GDP	K	PO	A	E	Avg
Feb 18	FLORIDA ATLANTIC	ph	1	0	0	0	0	0	0	0	0	0	0	0	0	0	0	0	0	0	.000
Feb 20	DAYTON	*dh	3	0	0	0	0	0	0	0	0	0	0	0	0	0	3	0	0	0	.000
Totals		1gs	4	0	0	0	0	0	0	0	0	0	0	0	0	0	3	0	0	0	.000

On base pct. .000 • Slugging pct. .000

2024 Individual Game-by-Game Stats

#5 Logan Poteet - 1 game (All games)

Date	Opponent	Pos	AB	R	H	RBI	2B	3B	HR	BB	SB	CS	HBP	SAC	SF	GDP	K	PO	A	E	Avg
Feb 18	FLORIDA ATLANTIC	ph/c	0	0	0	0	0	0	0	1	0	0	0	0	0	0	0	1	0	0	.000
Totals		0gs	0	0	0	0	0	0	0	1	0	0	0	0	0	0	0	1	0	0	.000

On base pct. 1.000 • Slugging pct. .000

#18 JD Rogers - 2 games (All games)

Date	Opponent	Pos	AB	R	H	RBI	2B	3B	HR	BB	SB	CS	HBP	SAC	SF	GDP	K	PO	A	E	Avg
Feb 18	FLORIDA ATLANTIC	of/of	1	0	0	0	0	0	0	0	0	0	0	0	0	0	1	0	0	0	.000
Feb 25	GONZAGA	pr	0	0	0	0	0	0	0	0	0	0	0	0	0	0	0	0	0	0	.000
Totals		0gs	1	0	0	0	0	0	0	0	0	0	0	0	0	0	1	0	0	0	.000

On base pct. .000 • Slugging pct. .000

#34 Brennan Seiber - 2 games (All games)

Date	Opponent	Pos	AB	R	H	RBI	2B	3B	HR	BB	SB	CS	HBP	SAC	SF	GDP	K	PO	A	E	Avg
Feb 18	FLORIDA ATLANTIC	p	0	0	0	0	0	0	0	0	0	0	0	0	0	0	0	0	0	0	.000
Feb 24	GONZAGA	p	0	0	0	0	0	0	0	0	0	0	0	0	0	0	0	0	1	0	.000
Totals		0gs	0	0	0	0	0	0	0	0	0	0	0	0	0	0	0	1	1	0	.000

On base pct. .000 • Slugging pct. .000

#34 Brennan Seiber - 3 appearances (All games)

Date	Opponent	GS	IP	H	R	ER	BB	SO	2B	3B	HR	WP	BK	HBP	IBB	Score	W-L	Sv	ERA	NP
Feb 18	FLORIDA ATLANTIC		3.0	0	0	0	0	3	0	0	0	0	0	0	0	11-1	0-0	1	0.00	27
Feb 24	GONZAGA		3.0	0	0	0	2	1	0	0	0	0	0	0	0	4-3	1-0	1	0.00	45
Feb 28	EVANSVILLE		1.0	1	1	1	1	2	0	0	0	1	0	0	0	7-3	1-0	1	1.29	31
Totals		0	7.0	1	1	1	3	6	0	0	0	1	0	0	0	22-7	1-0	1	1.29	-

#22 JD Thompson - 2 games (All games)

Date	Opponent	Pos	AB	R	H	RBI	2B	3B	HR	BB	SB	CS	HBP	SAC	SF	GDP	K	PO	A	E	Avg
Feb 20	DAYTON	*p	0	0	0	0	0	0	0	0	0	0	0	0	0	0	0	0	1	0	.000
Feb 27	INDIANA STATE	*p	0	0	0	0	0	0	0	0	0	0	0	0	0	0	0	1	0	0	.000
Totals		2gs	0	0	0	0	0	0	0	0	0	0	0	0	0	0	0	1	1	0	.000

On base pct. .000 • Slugging pct. .000

#22 JD Thompson - 3 appearances (All games)

Date	Opponent	GS	IP	H	R	ER	BB	SO	2B	3B	HR	WP	BK	HBP	IBB	Score	W-L	Sv	ERA	NP
Feb 16	FLORIDA ATLANTIC		1.0	0	0	0	0	2	0	0	0	0	0	0	0	12-11	1-0	0	0.00	16
Feb 20	DAYTON	*	4.2	3	1	1	2	6	0	0	1	0	0	0	0	5-8	1-0	0	1.59	79
Feb 27	INDIANA STATE	*	6.0	8	4	4	0	5	3	0	1	0	0	1	0	20-4	2-0	0	3.86	86
Totals		2	11.2	11	5	5	2	13	3	0	2	0	0	1	0	37-23	2-0	0	3.86	-

2024 Individual Game-by-Game Stats

#13 Jonathan Vastine - 10 games (All games)

Date	Opponent	Pos	AB	R	H	RBI	2B	3B	HR	BB	SB	CS	HBP	SAC	SF	GDP	K	PO	A	E	Avg
Feb 16	FLORIDA ATLANTIC	*ss	4	2	3	3	1	0	1	1	0	0	0	0	0	0	0	1	0	0	.750
Feb 17	FLORIDA ATLANTIC	*ss	4	0	0	1	0	0	0	0	0	0	0	0	0	0	3	2	1	0	.375
Feb 18	FLORIDA ATLANTIC	*ss	3	2	2	2	1	1	0	0	0	0	0	0	1	0	1	2	3	0	.455
Feb 20	DAYTON	*ss	4	0	0	0	0	0	0	0	0	0	0	0	0	0	2	1	2	0	.333
Feb 21	EKU	*ss	3	0	0	0	0	0	0	0	0	0	0	0	0	0	0	1	1	0	.278
Feb 23	GONZAGA	*ss	3	0	0	1	0	0	0	1	0	0	0	0	0	0	0	0	1	0	.238
Feb 24	GONZAGA	*ss	4	2	2	0	0	0	0	0	0	0	0	0	0	0	1	1	1	1	.280
Feb 25	GONZAGA	*ss	3	1	1	1	1	0	0	2	0	0	0	0	0	0	2	1	4	0	.286
Feb 27	INDIANA STATE	*ss	3	3	2	0	1	0	0	1	0	0	0	1	0	0	1	1	1	0	.323
Feb 28	EVANSVILLE	*ss	3	1	1	0	0	0	0	1	0	0	0	0	0	0	1	0	2	0	.324
Totals		10gs	34	11	11	8	4	1	1	6	0	0	0	1	1	0	11	10	16	1	.324

On base pct. .415 • Slugging pct. .588

#9 Raymond Velazquez - 2 games (All games)

Date	Opponent	Pos	AB	R	H	RBI	2B	3B	HR	BB	SB	CS	HBP	SAC	SF	GDP	K	PO	A	E	Avg
Feb 18	FLORIDA ATLANTIC	1b	0	0	0	0	0	0	0	0	0	0	0	0	0	0	0	2	0	0	.000
Feb 23	GONZAGA	ph/1b	1	0	1	0	0	0	0	0	0	0	0	0	0	0	0	0	0	0	1.000
Totals		0gs	1	0	1	0	0	0	0	0	0	0	0	0	0	0	0	2	0	0	1.000

On base pct. 1.000 • Slugging pct. 1.000