



RAZORBACKS®

2023-24 Women's Basketball Game Notes

Kylie Magar | Assistant Director, Communications
E: kmagar@uark.edu | ArkansasRazorbacks.com

2023-24 SCHEDULE

Date	Opponent	Time	TV/RESULT
Nov. 7	ULM	7 PM	W, 81-76
Nov. 10	Murray State	10:30 AM	W, 82-79
Nov. 14	Little Rock	7 PM	W, 77-36
Nov. 17	at Arkansas State	7 PM	W, 82-67
Nov. 20	Central Arkansas	7 PM	W, 81-67
Nov. 24	Wisconsin\$	1 PM	W, 65-62
Nov. 25	Marquette\$	4 PM	L, 74-58
Nov. 30	at No. 15 Florida State~	6 PM	W, 71-58
Dec. 3	No. 2 UCLA	2 PM	L, 81-66
Dec. 7	Louisiana Tech	7 PM	W, 100-60
Dec. 10	UAPB	1 PM	L, 74-70
Dec. 16	Samford!	12:30 PM	W, 68-54
Dec. 20	Illinois#	10 AM	W, 60-59
Dec. 21	UIC#	10 AM	W, 66-58
Dec. 31	Incarinate Word	1 PM	W, 67-48
Jan. 4	at Kentucky*	6 PM	L, 73-63
Jan. 7	Georgia*	1 PM	W, 83-43
Jan. 11	Mississippi State*	8 PM	L, 66-63
Jan. 14	at Alabama*	2 PM	W, 77-59
Jan. 21	at LSU*	4 PM	L, 99-68
Jan. 25	Kentucky*	7 PM	W, 88-61
Jan. 28	at Missouri*	2 PM	W, 67-58
Feb. 1	Alabama*	8 PM	L, 86-70
Feb. 4	Auburn*	5 PM	W, 74-72
Feb. 8	at Florida*	5 PM	L, 85-81
Feb. 12	at Tennessee*	6 PM	L, 81-55
Feb. 18	Missouri*	3 PM	W, 75-68
Feb. 22	at Texas A&M*	7 PM	L, 73-67
Feb. 25	Vanderbilt*	2 PM	SECN+
Feb. 29	South Carolina*	8 PM	SECN
March 3	at Ole Miss*	3 PM	SECN

March 6-10 SEC Tournament (Greenville, S.C.)

*-SEC Contest

\$ - Elevance Health Women's Fort Myers Tip-Off (Fort Myers, Fla.)

~ - SEC/ACC Challenge (Tallahassee, Fla.)

! - Played in Simmons Bank Arena (North Little Rock, Ark.)

- West Palm Beach Classic (West Palm Beach, Fla.)

All Times CT

29 ARKANSAS VS. VANDERBILT | BUD WALTON ARENA | SUNDAY, FEB. 25 AT 2 PM | SECN+

Arkansas Razorbacks



Vanderbilt Commodores

Record 18-10
 Conference Record 6-7
 NET (as of 2/23) 63
 AP Poll N/A
 USA Today Coaches Poll N/A
 Head Coach Mike Neighbors
 HC Record at UofA (Yrs) 138-87 (seventh season)
 HC Career Record (Yrs) 236-128 (11th season)
 Neighbors' Record vs. Vandy 4-3

Record 19-8
 Conference Record 6-7
 NET (as of 2/23) 59
 AP Poll N/A
 USA Today Coaches Poll N/A
 Head Coach Shea Ralph
 HC Record at Vandy (Yrs) 47-46 (third season)
 HC Career Record (Yrs) Same
 Taylor's Record vs. UofA 2-1

Last Starting Five



#43 MAKAYLA DANIELS
Gr. | G | 5-8 | Frederick, Md.

PPG	RPG	APG	MPG
12.3	4.5	2.7	34.0
SEC: 14.4	4.8	2.5	36.0

SNAPSHOT:

- Coming off 15 points, seven rebounds & three assists at Texas A&M
- No. 5 on all-time scoring list (1,806) & school record holder in games started & played (150) & minutes (4421)
- In SEC, third in minutes/gm & 11th in 3PT/gm (1.8)
- SEC Preseason Second Team selection
- Has 97 career wins as a Hog



#2 SAMARA SPENCER
Jr. | G | 5-7 | Fort Lauderdale, Fla.

PPG	RPG	APG	MPG
14.0	4.7	3.6	34.2
SEC: 16.5	5.6	4.3	36.0

SNAPSHOT:

- Registered 15 points, seven rebounds & three assists at Texas A&M
- Had double-double (31 points/14 rebounds) at Alabama
- Came up w/ game-winning assist vs. Illinois
- In SEC, second in minutes/gm, 12th in assists/gm, 15th in scoring, & second in minutes, fourth in assists, 10th in scoring & 11th in FT percentage in SEC games



#20 KARLEY JOHNSON
So. | G | 5-9 | Oklahoma City, Okla.

PPG	RPG	APG	MPG
2.9	1.6	0.3	16.4
SEC: 3.7	1.7	0.3	19.4

SNAPSHOT:

- Made fourth start this season, logging two points, one rebound and one block at Texas A&M
- Has stepped up big for the Hogs, playing four different positions on the court most games
- Delivered a career-high 14 points w/ six rebounds vs. Kentucky in her first career start
- 2022 McDonald's All-American nominee



#4 SAYLOR POFFENBARGER
R-So. | G | 6-2 | Middletown, Md.

PPG	RPG	APG	MPG
10.7	11.8	1.6	32.2
SEC: 11.0	10.6	1.4	33.4

SNAPSHOT:

- Coming off seven points, nine rebounds, two assists & two blocks at Texas A&M
- Broke school record for individual game rebounds with 23 at #15 Florida State
- Leads SEC in def. rebounds/gm (9.8) & second in rebounds/gm, which is second & fifth in NCAA, as well as sixth in league in 3-pointers/gm (1.9)



#30 MARYAM DAUDA
R-So. | F | 6-2 | Bentonville, Ark.

PPG	RPG	APG	MPG
9.7	6.8	1.4	29.1
SEC: 11.4	7.2	1.9	31.0

SNAPSHOT:

- Coming off 17 points, six rebounds, two assists, three steals and two blocks at Texas A&M
- Earned near triple-double w/ a school record 10 blocks, 12 rebounds and eight points at Alabama
- Had game-winning layup vs. Illinois
- No. 3 in blocks/gm (2.4) in the SEC, with her 67 total blocks ranked No. 13 in the NCAA, No. 12 in rebounds/gm & first in blocks in SEC games (2.9) in league

FOLLOW, WATCH & LISTEN



@RAZORBACKWBB

TV: SECN+

On the Call: Josh Haley & Matt Zimmerman

Razorback Sports Network from Learfield (Radio)

Phil Elson - <http://143.223.155.160/audio>

Fayetteville - KQSM-FM-92.1 /// KYNG-AM - 1590*

Fort Smith - KFPW-AM-1230 /// KHGG-AM-1580



2023-24 NOTES

NEIGHBORHOOD WATCH

- The Arkansas women's basketball team will honor fifth-year senior **Makayla Daniels** for her Senior Day, Pack for Mak, vs. Vanderbilt on Sunday
- Arkansas is looking to get win No. 19, seventh in SEC, and get back in the winning column as the Hogs host the Commodores
- With just three SEC regular season games left and the SEC Tournament on the horizon, Arkansas is in a three-way tie for seventh with Vandy and Texas A&M
- Arkansas is 12-27 all-time against the Commodores
- **Taliah Scott** leads the Hogs in scoring with 22.10 points per game, and is the only player in the SEC to average 20.0+ points per game
- **Saylor Poffenbarger** is one of the top defensive rebounders in the country. She leads the SEC in defensive rebounds/game (9.81) and is second in rebounds/game (11.78), which are second and fifth in the NCAA. She has pulled down 318 boards, which surpasses the total she had all season as a redshirt freshman in 2022-23 (255)
- **Poffenbarger** broke the school record for individual game rebounds with 23 against Florida State. She has had four games with 19+ boards this year, which is the only time an Arkansas player has had that many 19+ rebound games in their career
- **Samara Spencer** leads the team with 102 assists. Her 352 career assists is No. 11 on the career list and her 1,313 points is No. 20 on the all-time scoring list
- **Maryam Dauda** has made a big jump this season, pacing the team with 67 blocks, which is third in the league (2.39 per game), and her 2.92 blocks per game in SEC contests paces the league. She is No. 5 on the individual season block list at Arkansas
- **Dauda's** 10 blocks vs. Alabama broke a 35-year single-game record at Arkansas (prior record held by **Robyn Irwin** in 1987) and is tied for the second most by a player in the NCAA this season. She also logged the first double-double through blocks and rebounds in school history
- **Makayla Daniels** is an elite defender and leads the team with 47 steals. She is the highest scoring point guard in school history with 1,806 points, making her a top five scorer in school history, while holding a program's most starts and games played records with 150, as well as career minutes (4,421). **Daniels** was selected on the All-SEC Preseason Second Team, as chosen by the league's coaches
- The Hogs lead the league in 3-pointers per game (9.2), which is 11th in the NCAA, 3-point attempts per game (29.7), a number that is third in the country, as well as turnovers per game (12.6), 18th in the country
- Arkansas is one of two schools in the SEC to have finished in the top 50 in NET/RPI rankings in the past four years (South Carolina the other), and one of three in the SEC to qualify for the past five consecutive postseason tournaments (SC and Tennessee the others, including 2020 when the tournament was cancelled due to COVID-19)
- Head coach **Neighbors** returns three starters from the 2022-23 team, seven total returners, while bringing in the No. 17 ranked recruiting class, according to ESPN
- **Scott** comes to Fayetteville as a five-star prospect, No. 11 in the country, logging 36.2 points, 9.2 rebounds, 4.8 assists and 3.0 steals per game during her senior year of high school. Fellow freshman **Jenna Lawrence** was a four-star recruit, No. 61 recruit in the country, out of Farmington High School down the road, who won the 2023 4A Girls State Championship. **Maryn Archer** was a January enrollee and three-star player out of Kansas, while JUCO transfer **Carly Keats** and Spanish National Team member **Cristina Sanchez Cerqueira** make up one of the most talented recruiting classes Arkansas has seen

SCOUTING VANDERBILT ABOUT THE COMMODORES

- Vanderbilt is 19-8, 6-7 in the SEC
- In the SEC Preseason Polls, Vandy was chosen to finish 13th in the coaches and 14th in the media polls
- **Jordyn Cambridge** was chosen to the SEC Preseason Second Team by the media. She was sidelined last season due to injury, but the year prior in 2021-22, was named to the All-SEC Defensive Team after leading the SEC and nation in steals, averaging 10.7 points and 5.6 rebounds per game with 129 steals
- This season, **Iyana Moore** leads the Commodores with 13.3 points per game
- **Sasha Washington** paces the team with 7.6 rebounds per game and 41 blocks
- **Cambridge** has a team's most 118 assists and 94 steals. Her 3.48 steals per game paces the league, along with her 34.35 minutes per game
- **Barker** averages 12.2 points and 7.8 rebounds per game
- **Justine Pissott** is superb from beyond the arc, tying with **Moore** for a team's most 42 3-pointers on the season

ABOUT THE HEAD COACH

- **Shea Ralph** is in her third season as the head coach of the Commodores and has helped Vandy get back on the national stage, edging on a 20-win season this year
- **Ralph** led her first Vandy team in 2021-22 to their first postseason appearance since 2014, making it to the third round of the Postseason WNIT
- Before heading to Nashville, she was a long-time assistant at UConn, the place where she had an incredible playing career in leading the Huskies to a national championship, All-American honors and Big East Player of the Year in 2000

SERIES HISTORY OF VANDY VS. ARKANSAS

- Vandy leads Arkansas in the series, 27-12, as the first meeting between these two teams was in 1992, the Hogs' first season in the SEC
- Arkansas is 9-8 against Vandy in games played in Fayetteville, winning four straight at Bud Walton against the Commodores
- Head coach **Mike Neighbors** is 4-3 against Vandy
- Arkansas played Vandy twice last season, going 1-1. The Hogs defeated Vandy in the first meeting 84-81 at the buzzer. **Makayla Daniels** hit the buzzer beater halfcourt shot and finished with 16 points, six rebounds and four assists. **Samara Spencer** registered 23 points, five rebounds and three assists, while **Saylor Poffenbarger** had 13 points. The Hogs lost in the second meeting in Nashville, 78-70. **Daniels** registered a season-high 31 points in that game

BENCHMARK PERFORMANCES

10+ POINTS	19-20	20-21	21-22	22-23	23-24	TOT
Samara Spencer	-	-	20	27	21	68
Makayla Daniels	12	19	19	27	19	96
Taliah Scott	-	-	-	-	19	19
Saylor Poffenbarger	-	-	-	13	14	27
Maryam Dauda	-	-	-	4	14	18
Carly Keats	-	-	-	-	6	6
Karley Johnson	-	-	-	0	1	1
Jenna Lawrence	-	-	-	-	1	1
Sasha Goforth	-	12	21	-	-	33
Emrie Ellis	-	-	1	0	-	1

20+ POINTS	19-20	20-21	21-22	22-23	23-24	TOT
Taliah Scott	-	-	-	-	13	13
Samara Spencer	-	-	3	8	6	17
Makayla Daniels	2	1	5	5	4	17
Saylor Poffenbarger	-	-	-	2	2	4
Sasha Goforth	-	2	1	-	-	3

30+ POINTS	19-20	20-21	21-22	22-23	23-24	TOT
Taliah Scott	-	-	-	-	3	3
Samara Spencer	-	-	0	1	1	2
Makayla Daniels	0	0	2	1	-	3

5+ 3-POINTERS	19-20	20-21	21-22	22-23	23-24	TOT
Taliah Scott	-	-	-	-	4	4
Makayla Daniels	1	0	1	0	3	5
Saylor Poffenbarger	-	-	-	0	1	1
Samara Spencer	-	-	1	2	-	3
Sasha Goforth	-	1	0	-	-	1

50+ FG% (8 FGA)	19-20	20-21	21-22	22-23	23-24	TOT
Makayla Daniels	4	3	9	4	6	26
Maryam Dauda	-	-	-	0	7	7
Samara Spencer	-	-	8	8	5	21
Saylor Poffenbarger	-	-	-	5	5	10
Taliah Scott	-	-	-	-	3	3
Sasha Goforth	-	5	7	-	-	12

10+ REBOUNDS	19-20	20-21	21-22	22-23	23-24	TOT
Saylor Poffenbarger	-	-	-	9	17	26
Maryam Dauda	-	-	-	0	5	5
Samara Spencer	-	-	0	0	1	1
Sasha Goforth	-	1	3	-	-	4
Makayla Daniels	0	0	1	0	-	1

20+ REBOUNDS	19-20	20-21	21-22	22-23	23-24	TOT
Saylor Poffenbarger	-	-	-	-	2	2

5+ ASSISTS	19-20	20-21	21-22	22-23	23-24	TOT
Samara Spencer	-	-	5	13	9	27
Makayla Daniels	3	2	6	4	4	20
Maryam Dauda	-	-	-	0	1	1
Saylor Poffenbarger	-	-	-	6	-	6
Sasha Goforth	-	1	0	-	-	1

3+ BLOCKS	19-20	20-21	21-22	22-23	23-24	TOT
Maryam Dauda	-	-	-	1	10	11
Saylor Poffenbarger	-	-	-	3	5	8
Sasha Goforth	-	1	11	-	3	15
Emrie Ellis	-	-	2	0	2	4

10+ BLOCKS	19-20	20-21	21-22	22-23	23-24	TOT
Maryam Dauda	-	-	-	0	1	1

3+ STEALS	19-20	20-21	21-22	22-23	23-24	TOT
Makayla Daniels	5	4	1	10	7	27
Saylor Poffenbarger	-	-	-	0	5	5
Maryam Dauda	-	-	-	0	3	3
Samara Spencer	-	-	2	5	2	9
Sasha Goforth	-	1	2	-	1	4

DOUBLE-DOUBLES	19-20	20-21	21-22	22-23	23-24	TOT
Saylor Poffenbarger	-	-	-	4	9	13
Maryam Dauda	-	-	-	0	3	3
Samara Spencer	-	-	0	2	1	3
Sasha Goforth	-	1	3	-	-	4
Makayla Daniels	0	0	1	0	-	1

Stat Comparison

UA	VANDY
72.3	69.0
67.0	62.1
.384	.414
.387	.402
.310	.325
9.2	6.6
.734	.711
39.1	37.6
11.3	15.0
12.6	14.3
+2.3	+3.4
6.4	10.4
5.6	3.7

2023-24 SOUTHEASTERN CONFERENCE STANDINGS

	CONFERENCE				OVERALL					Streak	vs. T10	vs. T25
	W-L	Pct.	H	A	W-L	Pct.	H	A	N			
South Carolina	13-0	1.000	7-0	6-0	26-0	1.000	14-0	10-0	2-0	W26	4-0	6-0
LSU	10-3	.769	6-1	4-2	23-4	.852	15-1	6-2	2-1	W5	1-1	1-2
Ole Miss	9-4	.692	5-2	4-2	19-7	.731	10-4	6-3	3-0	W3	0-2	0-3
Tennessee	9-4	.692	5-1	4-3	16-9	.640	10-3	5-4	1-2	W1	0-1	1-5
Alabama	7-6	.538	3-3	4-3	20-8	.714	13-3	5-4	2-1	L1	0-2	1-3
Mississippi State	7-6	.538	3-3	4-3	20-8	.714	10-4	7-4	3-0	L3	1-1	1-1
Arkansas	6-7	.462	4-2	2-5	18-10	.643	10-4	4-5	4-1	L1	0-2	1-2
Texas A&M	6-7	.462	3-4	3-3	18-8	.692	12-4	5-4	1-0	W1	0-2	0-3
Vanderbilt	6-7	.462	2-5	4-2	19-8	.704	11-5	6-3	2-0	L1	0-2	0-3
Auburn	5-8	.385	4-2	1-6	16-10	.615	12-3	4-7	0-0	L2	1-2	1-2
Florida	5-8	.385	4-3	1-5	14-11	.560	8-4	3-7	3-0	W1	0-2	0-3
Kentucky	4-9	.308	3-3	1-6	11-16	.407	10-5	1-8	0-3	W2	0-3	0-6
Missouri	2-11	.154	1-5	1-6	11-15	.423	8-5	2-8	1-2	L8	0-3	1-4
Georgia	2-11	.154	2-4	0-7	11-15	.423	7-6	1-8	3-1	L4	0-1	0-1

2023-24 SEC Preseason Media Poll	2023-24 SEC Preseason Coaches' Poll
1. LSU	1. LSU
2. South Carolina	2. South Carolina
3. Tennessee	3. Tennessee
4. Ole Miss	4. Ole Miss
5. Mississippi State	5. Mississippi State
6. Arkansas	6. Texas A&M
7. Georgia	7. Arkansas
8. Texas A&M	8. Alabama
9. Alabama	9. Georgia
10. Florida	10. Florida
11. Missouri	11. Missouri
12. Auburn	12. Auburn
13. Kentucky	13. Vanderbilt
14. Vanderbilt	14. Kentucky

LAST TIME OUT

- Arkansas fell to Texas A&M on the road, 73-67, in a game that saw 13 lead changes and five ties. The Hogs took the lead with less than three minutes to play in the game, but TAMU closed the game out on a 9-2 run, while making free throws down the stretch to ice the game
- **Samara Spencer** led the game with 24 points, three rebounds, two assists, two blocks and one steal
- **Maryam Dauda** registered 17 points, six rebounds, two assists, three steals and two blocks
- **Makayla Daniels** logged 15 points, seven rebounds and three assists. She drew eight fouls
- **Saylor Poffenbarger** recorded seven points, nine rebounds, two assists and two blocks

AN ARKANSAS WIN MEANS...

- Getting back in the win column
- Going back to .500 in SEC play
- A separation game with teams in the middle of the pack in the SEC standings
- Winning five straight against the Commodores in Fayetteville
- Elevating home record against Vandy to 10-8
- Reaching seven SEC wins for the 12th time, fourth time in a row in the **Mike Neighbors** era, in school history
- **Makayla Daniels'** 98th career victory

SUNSHINE STATE SAM

- South Florida product **Samara Spencer** has made an impact for the Hogs from the moment she stepped foot on campus
- One of the fastest on the court by easily beating her defenders to the rack, gets to the free throw line frequently and catches fire from beyond the arc
- Registered a game-high 24 points with three rebounds, two assists, two blocks and one steal at Texas A&M
- One of the best performances of her career came at Alabama, where she tallied her third career double-double, first this season, behind a season-high 31 points and a career-high 14 rebounds
- Surpassed 1,000 career points to become the 33rd member of the 1K club at Arkansas at No. 15 Florida State with 15 points
- SEC statistical rankings: second in free throw makes (109) and minutes/game (34.25), third in free throw attempts (145), eighth in field goal attempts (371), 13th in assists/game (3.64), 14th in free throw percentage (.752) and scoring (14.04) and 15th in assist/turnover ratio (1.29)
- SEC statistical rankings: second in minutes/game (37.07), fourth in assists/game (4.31), 10th in scoring (16.46), 11th in free throw percentage (.780) and assist/turnover ratio (1.27) and 15th in defensive rebounds/game (4.54)
- NCAA statistical rankings: 35th in free throw attempts and 42nd in free throw makes
- Leads team in assists (102), free throw makes and free throw attempts
- Her 29 field goal attempts vs. Alabama is the most by a player in the SEC. She is one of 10 in the league to go 1,000 from the line (w/ minimum seven attempts) when she was 7-of-7 from the charity stripe at Florida
- Among active SEC players, fourth in career assists (352) and eighth in career scoring (1,303), being one of 13 in the league to score 1K points in their SEC playing careers
- Sits No. 11 in the career assists and No. 20 in career points in Arkansas history
- In a single season, No. 10 in free throws made and 11 in free throws attempted in school history
- Finished her sophomore campaign with 27 double-digit scoring games, eight 20-point performances, two double-doubles in points and assists and had 13 games with 5+ assists
- Logged a career-high 32 points vs. Oral Roberts, shooting 10-of-17 from the field with a career-high six 3-pointers last season
- Named the 2022 SEC Freshman of the Year

POFF OFF, QUEEN SAYLOR

- **Saylor Poffenbarger** is a big guard who can be placed at all five positions on offense and defense. She has established herself as one of the best defensive rebounders in the country
- Coming off seven points, nine rebounds (all nine defensive), two assists and two blocks at Texas A&M
- Logged back-to-back 20-point games behind a double-double of 23 points and 11 rebounds against Alabama after she matched a career-high 24 points off a career-high eight 3-pointers at Missouri during her mother, **Amy Fordham's**, Alumni Weekend
- She was one 3-pointer shy of tying the school record for most 3-pointers in a game, with her eight tying for second with **Amber Ramirez** (vs. Alabama on Feb. 28, 2021), **Lyndsay Harris** (vs. Georgia on Jan. 13, 2011) and **Wendi Willits** (vs. Oral Roberts on Nov. 28, 1996)
- Has four games with 19+ rebounds this season, being the only player in Arkansas history to achieve this feat in their career
- Broke the single-game rebounding record with 23 boards at No. 15 Florida State. The rebounding record was previously held by **Shelly Wallace** for 35 years, who had 22 rebounds vs. SMU on Feb. 13, 1988
- Notable rebounding performances: 21 (3 0, 18 D) vs. ULM, 14 (4 0, 10 D) at Arkansas State, 23 (4 0, 19 D) at Florida State, 19 (5 0, 14 D) vs. Illinois, 19 (2 0, 17 D) vs. UIW, 15 (2 0, 13 D) at Kentucky, 17 (4 0, 13 D) vs. Georgia and 14 (5 0, 9 D) at Alabama
- Logged 10+ boards in 18 games, 15+ boards in six games and 20+ boards in two games
- SEC statistical rankings: first in defensive rebounds/game (9.78), second in rebounds/game (11.78) and 3-point field goal attempts (148), sixth in 3-pointers made/game (1.93), seventh in minutes/game (32.18) and 10th in blocks/game (1.26)
- SEC games statistical rankings: first in defensive rebounds/game (9.00), fourth in rebounds/game (10.58) and 3-pointers made/game (2.25), fifth

in 3-point field goal percentage (.375), 10th in blocks/game (1.00) and 14th in minutes/game (33.39)

■ NCAA statistical rankings: second in defensive rebounds/game, fourth in rebounds (318) and fifth in rebounds/game

■ **Poffenbarger's** 23 rebounds vs. Florida State is the most by an SEC player this season, which is second in the NCAA, while her 21 vs. ULM is tied for the third most by league players. Her eight 3-pointers at Missouri is the most by a player in an SEC game and second most overall in the league, as well as 16th most in the nation

■ Among active SEC players, sits No. 12 in career rebounds (573) in 64 games

■ Leads team in rebounds, defensive rebounds (264) and double-doubles (9)

■ Has logged 24 more offensive rebounds in 26 games this year than she registered all season in 2022-23 (54 vs. 30)

■ In the Arkansas record book, sits second in career defensive rebounds (489), single-season defensive rebounds and a tie for second in individual season double-doubles and fourth in single-season rebounds (318), which surpassed her 255 in 37 games last season as a redshirt freshman

■ Named to All-SEC Freshman Team and racked up five SEC Freshman of the Week awards, which tied a school record, in 2022-23

■ Spent second half of the 2020-21 season at UConn as an early enrollee, the No. 30th ranked player in the 2021 class

RETURN OF THE MAK

■ Granted a fifth year of eligibility due to COVID-19, **Makayla Daniels** is making the most of it and finishing what she started at Arkansas

■ Scrappy player, creates for herself and teammates and an incredibly underrated defender who can hold a team's leading perimeter player to below their scoring average

■ Coming off 15 points, seven rebounds and three assists at Texas A&M

■ Logged a season-high 26 points at Florida, where she had a perfect 1.000 field goal percentage going into the fourth quarter. She finished shooting 8-of-12 from the field, 5-of-6 from 3-point and 5-of-5 from the line

■ Named to Fort Myers Tip-Off All-Tournament Team, having logged a game-high 22 points off five 3-pointers with eight rebounds vs. Wisconsin, as well as registered six assists vs. Marquette

■ SEC statistical rankings: third in minutes/game (33.86) and 11th in 3-pointers/game (1.78)

■ SEC games statistical rankings: third in minutes/game (36.02), sixth in 3-point field goal percentage (.365), seventh in 3-pointers/game (2.08), 15th in free throw percentage (.742) and 18th in scoring (14.38)

■ Holds second most steals (239), third most points (1,806) and assists (389) and 13th most rebounds (552) among active players in the SEC

■ School record holder in games played and started, both with 150, and minutes (4,421)

■ **Daniels** has started in every game since her freshman year, being just one of 16 in the country to start in all games available for with 100+ starts

■ Highest scoring point guard in school history and just moved to No. 5 on the all-time scoring list on Sunday

■ Arkansas records: holds games started, games played and minutes records, tied for third in steals, fourth in free throws attempted (574), fifth in free throws made (437) and 3-pointers attempted (659), sixth in 3-pointers made (229), ninth in assists and 25th in rebounds

■ Leads team in steals (47) and 3-point FG percentage (.351)

■ The only player in school history to register 1,700 points, 500 rebounds, 300 assists and 200 steals in their career

■ One of three SEC WBB players selected to participate in the NCAA Above the Rim Summit during the Final Four Weekend in Cleveland from

WHAT'S HE SAYIN'?

Trying to figure out what Coach Neighbors is saying on the bench? Don't worry – he has a language all his own.

Coach Neighbors plays Positionless Basketball. Instead of having guards, forwards and centers, he has Rabbits, Rackers, Locks and Dragons.



Rabbits run the floor and look to score quickly with a layup.



Rackers bring the ball up the floor and are trying to get to the rack.



Locks, generally good three-point shooters, are trying to win the race to the corners.



The Dragon is the last player down the court, dragging behind the others.

April 5-7

■ Named All-SEC Preseason Second Team twice in a row, including at the beginning of this 2023-24 season

■ Paced the team with 56 steals and was third in scoring with 13.2 points/game last season

■ Logged 27 double-digit scoring games with 12 4+ assists contests in 2022-23

■ Was No. 1 on Sportscenter for her buzzer beater against Vanderbilt

KEEPING IT 100

→ **Makayla Daniels** is one of 16 players in collegiate women's basketball to start in all games they have appeared in with a minimum 100 contests

→ Third most starts among active players (as of games played through 2/22)

■ 152 - Kyla McMakin (St. Louis)

■ **150 - Makayla Daniels (Arkansas)**

■ 150 - Jordan King (Marquette)

■ 148 - Elizabeth Kitley (Virginia Tech)

■ 147 - Courtney Whitson (Middle Tennessee)

■ 137 - Anna DeWolfe (Notre Dame)

■ 137 - Ivy Turner (EKU)

■ 1312 - Kenna Squier (NJIT)

■ 127 - Caitlin Clark (Iowa)

■ 127 - Delaney Richason (Vermont)

■ 127 - Emma Utterback (Vermont)

■ 125 - Leilani McIntosh (Cal)

■ 118 - Amber Brown (St. Johns)

■ 117 - Sammi Mikonowicz (Toledo)

■ 113 - Lauren Gustin (BYU)

■ 100 - Kayla Padilla (USC)

NEVER A DAUDA

■ **Maryam Dauda** has made a big jump from her first year on the court to this season, starting in all 28 games at the post. She brings a great inside game and has the ability to knock down the 3-ball

■ Coming off 17 points, six rebounds, two assists, three steals and two blocks at Texas A&M

■ Registered a career-high 18 points off 8-of-12 shooting from the field, while logging 13 points in the third quarter vs. Missouri

■ Logged a near triple-double behind eight points, 12 rebounds and 10 blocks, as well as five assists, two steals and zero fouls at Alabama. Her 10 blocks set a single-game school record, which was previously held by **Robyn Irwin**, in which she had nine in 1988

OUR RECORD WHEN...

Overall	18-10
Home / Away / Neutral	10-4/4-5/5-1
SEC	6-7
Home / Away	4-2/2-5
White Uniforms	12-3
White w/ Pink Uniforms	1-1
Cardinal Uniforms	4-4
Anthracite Uniforms	1-0
Turquoise Uniforms	1-0
Pink Uniforms	0-1

LEADS/QUARTERS/HALFTIME/OT

Leading after the 1st quarter	11-2
Leading after the 2nd quarter/Half	14-3
Leading after the 3rd quarter	15-2
Leading at the half, home	8-1
Leading at the half, road/neutral	6-2
Tied at the half, home	0-0
Tied at the half, road/neutral	0-0
Games decided by 5 points or fewer	6-3
Games decided by 10 points or fewer	7-5
Leading with 5:00 left	18-1
Leading with 2:00 left	17-0
Overtime games	0-0

OFFENSE

Scoring less than 70 points	6-7
Scoring 70-79 points	5-2
Scoring 80-89 points	6-1
Scoring 90-99 points	0-0
Scoring 100+ points	1-0
2 Players Or Less in Double Figures	3-2
3 Players in Double Figures	6-4
4 Players in Double Figures	5-2
5 Players in Double Figures	4-1
5+ Players in Double Figures	0-0
When shooting 50 percent or higher	1-0
When shooting less than 50 percent	17-10

REBOUNDING/TURNOVERS

When outrebounding opponent	12-0
When outrebounded	6-10
When rebounds are even	0-0
When grabbing 10+ offensive reb	11-3
When forcing 15+ turnovers	9-5
When committing less than 15 turnovers	12-6
When committing 15+ turnovers	6-4

Top Scorers (Includes Ties)

Scott	
ULM, MSU, LR, @A-State, UCA, MU, @FSU, UCLA, LA Tech, UAPB, UofI, UIC, UIW, AUB, @TENN	
Spencer	SAM, UofI, @UK, @Bama, @LSU, @TAMU
Daniels	UW, UGA, UK, @UF
Poffenbarger	UCA, @MIZ, Bama
Dauda	MSU, MIZ

Top Rebounders (Includes Ties)

Poffenbarger	
ULM, MSU, LR, @A-State, MU, @FSU, UCLA, LA Tech, UAPB, SAM, UofI, UIC, UIW, @UK, UGA, @Bama, @MIZ, Bama, AUB, @UF, @TENN, MIZ, @TAMU	
Dauda	UCA, UW, MSU, UK
Daniels	@LSU, @TENN
Spencer	@Bama, UK

Months

November	7-1
December	5-2
January	4-3
February	2-4
March	0-0

- Was the first Hog in school history to have a double-double behind rebounds and blocks
- Her 10 blocks is second most by an NCAA player in a game this year, most against a DI team, and most by an SEC player this season
- Registered back-to-back double-doubles vs. Mississippi State (17 points & 13 rebounds) and at Alabama (10 blocks & 12 rebounds), the firsts of her career
- Came up with a buzzer-beater layup vs. Illinois, the first buzzer beater of her career
- Has tallied 14 double-digit scoring games, as well as 16 games with 6+ rebounds and 21 with 2+ blocks
- **Dauda** has swatted 2+ shots in 18 of the past 21 games
- SEC statistical rankings: third in blocks/game (2.39), 12th in rebounds/game (6.75) and 13th in offensive rebounds/game (2.54)
- SEC games statistical rankings: first in blocks/game (2.92), sixth in offensive rebounds/game (3.15) and 12th in rebounds/game (7.23)
- NCAA statistical rankings: 14th in total blocks (67) and 19th in blocks/game
- Among active SEC players, sits No. 10 in career blocks (87)
- Leads team in blocks, offensive rebounds (71) and field goal percentage (.462)
- Her 67 blocks is the fourth most in a single season by a Hog
- A part of the SEC Basketball Leadership Council
- Last season, appeared in 35 games off the bench, finishing second in offensive rebounds (45) and fourth in blocks (22) on the team
- A top player out of high school as the No. 13 player in the country and a McDonald's All-American

T MONEY!

- **Taliah Scott** brings a lot of hype after an incredible high school/prep career
- Shifty guard with great shooting ability, can get to the free throw line and take charges
- Did not play vs. Missouri or Texas A&M due to serious family issue
- Logged back-to-back 20-point games, including 23 points, two rebounds, two assists and two steals at Tennessee
- Has logged 13 20-point games, marking the first time since 2020-21 a Hog has recorded 10+ 20-point games in a season (Chelsea Dungee did it three consecutive seasons from 2018-21)
- Named to the West Palm Beach Classic All-Tournament Team after tying a game-high 17 points vs. Illinois and following that up with another game-high 26 points while matching a career-high six rebounds vs. UIC
- Tabbed SEC Freshman of the Week five times in eight weeks of the season, which tied a program record with **Saylor Poffenbarger** and **C'eira Ricketts**
- Recognized as back-to-back-to-back-to-back SEC Freshman of the Week in weeks 2-5, becoming the first player to win a weekly award in four straight weeks
- **Scott's** 29 points against ULM marked a best for an Arkansas freshman in their debut
- Was the only player in the SEC to average 20.0+ points per game
- Her 14 3-point attempts vs. UAPB and at Tennessee (tied for most in SEC games) is tied for the second most by a player in the SEC. The 27 field goal attempts at Tennessee is also the second most by an SEC player this season. She is one of 10 players in the league to go 1,000 from the line in a game (with seven minimum attempts) after going 9-of-9 from the charity stripe at Arkansas State. Also went 6-of-6 from the line at Florida, one of 10 in the league to go 1,000 from the line (six minimum attempts) in SEC games
- Leads team in points (442), field goal makes (151), field goal attempts (371), tied

for 3-pointers (52), 3-point attempts (176), free throw percentage (.838) and minutes/game (36.4)

- Five-star prospect and No. 11 ranked player, according to HoopGurlz Recruiting Rankings, along with being named a McDonald's All-American and Gatorade Florida Girls Basketball Player of the Year
- During her senior season, led the country most of the year in scoring with 36.2 points per game, along with 9.2 rebounds, 4.8 assists and 3.0 steals per game

IN GOOD COMPANY

- **Taliah Scott** has 442 points in her first 20 games, which is 41 more than **Kelsey Plum's** 401 to start out her freshman year for **Mike Neighbors** at Washington and 110 more than **Chelsea Dungee's** first 20 at Arkansas (333)

KJ WAS READY FOR THIS

- **Karley Johnson** has been stepping up big time for the Hogs when the team has really needed her
- Coming off fourth start of the season, in which she had two points, one rebound and one block at Texas A&M
- Had her breakout game vs. Kentucky when the Hogs had two starters out, registering a career-high 14 points and six rebounds in a career-high 36 minutes in the start vs. the Wildcats
- Averages 2.9 points and 1.6 rebounds per game in 16 games played and four starts. Has played in all but one of the team's 13 SEC contests
- Made her first appearance of the season against Little Rock, playing all 10 minutes in the fourth quarter
- Played in 10 games as a freshman in 2022-23

SKEATS-SKEAT!!

- Juco product **Carly Keats** started in six straight games before suffering a broken nose at Missouri
- Played 22.5 minutes off the bench at Texas A&M, finishing with two points, one rebound and one assist
- After missing four games, made her return vs. Missouri at home, logging 11 points with two 3-pointers off the bench in 25 minutes. Had all of her points in the first half to provide an offensive spark for the Hogs
- Delivered when her number was called vs. Georgia, earning her first career start and recording a career-high 16 points with two assists, while playing all 40 minutes
- Has six double-digit scoring games and five with 3+ 3-pointers made, while scoring double digits in five of nine SEC contests

BY THE NUMBERS

1,806 Makayla Daniels cracked the top five in career scoring at Arkansas, now with 1,806 points to surpass Delmonica DeHorney. She is also the highest scoring point guard in school history

1,303 Samara Spencer surpassed 1,000 points in her home state, logging 15 points at Florida State to become the 33rd member of the 1K club at Arkansas, sixth in the Mike Neighbors' era. She has 1,303 points, which is No. 20 in school history

318 Saylor Poffenbarger has 318 total rebounds this season, which passed her freshman record-breaking total from last season. She also has 489 total defensive rebounds in her career, which is No. 2 in school history

14 Prior to Arkansas' game vs. Kentucky, the most points Karley Johnson ever scored in a game was six. Stepping up when her name was called, she scored a career-high 14 points in her first career start

10 Maryam Dauda broke a 35-year-old school record in single-game blocks with 10 vs. Alabama. The previous record was nine by Robyn Irwin, who had nine on Dec. 19, 1987

8 Poffenbarger drained eight 3-pointers at Missouri to mark a career-high and become the second most triples scored in a game by a player in school history to tie Amber Ramirez, Lyndsay Harris and Wendi Willits, who each had eight 3-pointers in a single game

2 Only two schools have finished in the top 50 in the RPI/NET for the past four seasons: Arkansas and South Carolina

GAME-BY-GAME STARTERS

OPPONENT	1	2	3	4	5
ULM	Daniels	Spencer	Scott	Poffenbarger	Dauda
Murray State	Daniels	Spencer	Scott	Poffenbarger	Dauda
Little Rock	Daniels	Spencer	Scott	Poffenbarger	Dauda
at Arkansas State	Daniels	Spencer	Scott	Poffenbarger	Dauda
Central Arkansas	Daniels	Spencer	Scott	Poffenbarger	Dauda
Wisconsin	Daniels	Spencer	Scott	Poffenbarger	Dauda
Marquette	Daniels	Spencer	Scott	Poffenbarger	Dauda
at #15 Florida State	Daniels	Spencer	Scott	Poffenbarger	Dauda
#2 UCLA	Daniels	Spencer	Scott	Poffenbarger	Dauda
LA Tech	Daniels	Spencer	Scott	Poffenbarger	Dauda
UAPB	Daniels	Spencer	Scott	Poffenbarger	Dauda
Samford	Daniels	Spencer	Scott	Poffenbarger	Dauda
Illinois	Daniels	Spencer	Scott	Poffenbarger	Dauda
UIC	Daniels	Spencer	Scott	Poffenbarger	Dauda
UIW	Daniels	Spencer	Scott	Poffenbarger	Dauda
at Kentucky	Daniels	Spencer	Scott	Poffenbarger	Dauda
Georgia	Daniels	Keats	Spencer	Poffenbarger	Dauda
Mississippi State	Daniels	Keats	Spencer	Poffenbarger	Dauda
at Alabama	Daniels	Keats	Spencer	Poffenbarger	Dauda
at #10 LSU	Daniels	Keats	Spencer	Poffenbarger	Dauda
Kentucky	Daniels	Keats	Spencer	Johnson	Dauda
at Missouri	Daniels	Keats	Spencer	Poffenbarger	Dauda
Alabama	Daniels	Spencer	Johnson	Poffenbarger	Dauda
Auburn	Daniels	Spencer	Scott	Poffenbarger	Dauda
at Florida	Daniels	Spencer	Scott	Poffenbarger	Dauda
at Tennessee	Daniels	Spencer	Scott	Poffenbarger	Dauda
Missouri	Daniels	Spencer	Johnson	Poffenbarger	Dauda
at Texas A&M	Daniels	Spencer	Johnson	Poffenbarger	Dauda

The different starting lineup combos this season is the most Coach Neighbors has ever had, to his knowledge
 Daniels, Spencer, Scott, Poffenbarger, Dauda: 13-6
 Daniels, Keats, Spencer, Poffenbarger, Dauda: 3-2
 Daniels, Spencer, Keats, Johnson, Dauda: 1-0
 Daniels, Spencer, Johnson, Poffenbarger, Dauda: 1-2

- Named an All-Region 23 Team at Jones College, making 55 3-pointers for a 34.8 percentage and averaging 9.7 points, 3.7 rebounds and 3.5 assists per game
- Big in Jones winning its seventh straight region crown to punch a ticket to the NJCAA D1 Tournament and an Elite 8 appearance

LET'S GO 55

- **Emrie Ellis** is always ready to take the court when her name is called, benefitting from playing a lot as a freshman
- Played nearly six minutes off the bench at Texas A&M
- Has missed eight total games this year dealing with Tommy John, a rare basketball injury to her elbow
- Logged season-high three blocks at No. 15 Florida State and at Tennessee
- Her presence was huge at Arkansas State, where she knocked down back-to-back 3-pointers to finish with six points and one assist, while tallying a +20 efficiency in less than 13 minutes played
- Last year as a sophomore, she played in 28 games, tacking on more valuable minutes in the latter part of the season
- As a freshman, **Ellis** rejected five shots against UAPB, which was the most blocks in a single game by a Hog freshman since 2014
- No. 48 overall recruit in ASGR's 2021 recruiting rankings and named Ada News All-Area Co-Player of the Year in 2021

REPPIN' HER HOME STATE

- **Jenna Lawrence** was a four-star prospect and No. 61 overall player in the 2023 HoopGurlz Recruiting Rankings
- Talled three points and two rebounds in 11 minutes played at Tennessee
- Played nearly nine minutes at Missouri, nailing down a 3-pointer at the buzzer at the end of the third quarter, which put the Hogs up for good. Finished with game with three points, three rebounds, two steals and one block
- Provided a big spark for the Hogs when the team was in an extended scoring drought vs. Mississippi State, logging six points off two 3-pointers, her first multi-3-pointer game of her career
- Recorded her first career double-digit scoring game with 10 points off 3-of-4 shooting from the field vs. LA Tech
- Led Farmington High School to a 4A girls state championship, being named the MVP after averaging 18.7 points and 7.1 rebounds per game as a senior

SPANISH SPECIAL

- Arkansas WBB's seventh ever international player in **Cristina Sanchez Cerqueira** is a member of the Spanish National Team
- Registered one block and played four minutes at Tennessee
- Has played in five SEC games
- Played nearly two minutes vs. Kentucky, finishing that game with two points and one rebound
- Logged first collegiate field goal vs. Marquette
- Represents her country in 3x3 tournaments, including just recently at the FIBA 3x3 World Cup in Debrecen, Hungary
- With Segle XXI, played in 26 games, averaging 6.4 points, 5.4 rebounds and 1.3 steals per game last season

WHO IS READY FOR SOME BEA-BALL?

- All-American soccer player **Bea Franklin** has joined the Hogs (as of late November) after an incredible five-year collegiate career on the pitch
- Has not been with the team for the past month, as she has been drafted in the NWSL by the Chicago Red Stars in the third round, 41st overall pick. Camp started Tuesday, Jan. 23

- Has played in three basketball games, most recently 2.5 minutes vs. Georgia
- **Franklin** was a three-sport athlete at Seattle Prep, playing soccer, basketball and tennis
- She led Seattle Prep to a 20-9 record in 2016-17, averaging 9.9 points, 4.6 rebounds, 4.1 assists and 1.5 steals per game that year. This was all happening while **Mike Neighbors** was the head coach at Washington
- She is coming off being named the 2023 SEC Midfielder of the Year and Scholar-Athlete of the Year, while a two-time All-SEC recipient

PHENOM PHOENIX

- Fall signee **Phoenix Stotijn** is enrolling early to Arkansas, and is a member of the Netherlands National Team
- Will not play in the second half of the season, but will be a practice player and travel with the team
- The 5-9 combo guard of the Netherlands played for Triple Threat, logging 13.6 points, 3.6 rebounds and 1.5 steals per game in the team's eight games
- Eighth ever international player at Arkansas

YEAH, THAT'S A DEEP BACKCOURT

- Arkansas has one, if not the most, stacked backcourts in the country led by guards **Makayla Daniels** and **Samara Spencer**, who are joined by newcomers **Taliah Scott** and **Carly Keats**
- Among **Daniels, Scott** and **Spencer**, the three average 48.4 points per game (66.9 percent of the team's 72.3 points per game)
- **Daniels, Spencer, Scott** and **Keats** accounted for 69 of the team's 100 points (69 percent) vs. LA Tech
- In Arkansas' season opener vs. ULM, **Daniels, Scott** and **Spencer** combined for 62 of the team's 81 points (76 percent)
- Last season, **Daniels** and **Spencer** combined for 27.6 points, 7.8 rebounds, 7.1 assists and 2.7 steals per game
- The dynamic duo of **Daniels** and **Spencer** has combined for a career 246 games played, 3,109 points and 741 assists with the eight years of collegiate ball added up between the two

CLEAN BASKETBALL

- Arkansas is tied for the least turnovers per game in the SEC with 12.6, which is 18th in the country
- The Hogs played nearly 17 minutes before committing a turnover vs. Georgia
- Arkansas had a season-low six turnovers committed at Texas A&M

DISCIPLINED BALL

- Arkansas averages 14.3 fouls per game, which is the third lowest average in the SEC and 40th in the country

RAINING TREYS

- The Hogs lead the SEC in 3-pointers with 9.2 per game, which is 11th in the country
- Arkansas leads the SEC and is third in the country in 3-point attempts/game (29.7)
- Has registered 10+ 3-pointers in 14 games this season
- Arkansas' season-high in 3-pointers made is 14, which the Hogs made vs. Louisiana Tech and Georgia
- The Hogs attempted a program record 47 3-pointers at No. 10/9 LSU
- Arkansas is tied for fourth in 3-point attempts in a season (809) and sixth in most 3-pointers made in a season (251)

FINDING A HOME AT THE CHARITY STRIPE

- The team is third in free throw makes/game (14.18), fourth in free throw percentage (73.4) and sixth in free throw attempts/game

- (19.32) in the SEC
- Arkansas is 49th in free throw makes/game in the NCAA
- Arkansas went 20-of-20 from the free throw line at Florida, marking the fifth time in school history the Hogs have been perfect from the line with 10+ free throw makes. The 20-for-20 performance is one of the best showings for the Hogs in school history
- The Hogs' 44 free throw attempts vs. ULM was the third most in a single game in school history. It is also tied for the ninth most in the country by a team this season

WORKING ON DEFENSE

- Arkansas has held two opponents to zero 3-pointers, including Illinois (0-8) and Kentucky (0-10)
- Top defensive performances this year: holding Little Rock to 36 points (season best for Arkansas), limiting a hot shooting Florida State team to 28.6 percent shooting and 58 points, holding UIW to 48 points and 26.7 percent shooting, limiting Georgia to 26.6 percent shooting and a season-low 43 points, holding Alabama to 59 points on their home court and forcing 21 Kentucky turnovers

SHOT BLOCKERS

- Arkansas has some talented shot blockers on the team this season
- The Hogs are No. 3 in blocks/game (5.6) in the SEC, which is ninth in the country
- Arkansas' 158 total blocks through 28 games is the fourth most in a single season
- **Maryam Dauda** has logged 67 blocks this season, which accounts for 42 percent of the team's total

REBOUND IT!

- Arkansas is fifth in defensive rebounds/game (28.7) in the SEC
- Nationally, the Hogs are 32nd in defensive rebounds/game
- **Saylor Poffenberger's** 11.8 rebounds/game accounts for 30 percent of the team's 39.1 boards/game, as well as her 264 defensive boards is 33 percent of the team's 803 on the defensive end

CONSISTENCY IN THE NEIGHBORS' ERA

- Head coach **Mike Neighbors** has led the program to consistency, now entering his seventh season at the helm
- Guided his teams to five straight postseason berths (including 2020 season, where team would have been lock for NCAA Tournament)
- With another postseason appearance after this season, **Neighbors** will have matched the program record of six consecutive postseason qualifications, tying with his mentor **Gary Blair**
- Only one of two teams in the SEC to have finished in the top 50 in the NET/RPI over the past four seasons (other team being South Carolina)

SIGNED, SEALED, DELIVERED

- **Jada Bates** announced signing with Arkansas on Tuesday, Nov. 21
- **Bates** is 6-3 and chose Arkansas over 16 other D1 schools
- She is one of the top small forwards in the state of Georgia, playing for McEachern High School. She is logging 9.1 points, 4.4 rebounds and 1.3 blocks per game in her senior year

EUROPE TRIP

- The Hogs went to Croatia and Greece this past summer, playing games and sightseeing Split and Dubrovnik in Croatia and Athens, Greece



HOME GROWN HOGS

MARYAM DAUDA
R-SO. | F | BENTONVILLE, ARKANSAS

SASHA GOFORTH
R-JR. | G | FAYETTEVILLE, ARKANSAS

JENNA LAWRENCE
FR. | F | FARMINGTON, ARKANSAS

LOREN LINDSEY
SO. | G | FAYETTEVILLE, ARKANSAS

- Four players on the roster are Arkansas natives and that starts from the top down with Mike Neighbors, who was born and raised in Greenwood, Arkansas and a UofA alum
- Maryam Dauda was a star at Bentonville HS, having left the school as the program record holder in scoring (1,401), rebounding (867) and blocks (339), She was No. 11 player in the country in the 2021 class and a McDonald's All-American
- Sasha Goforth is a Fayetteville HS product, rated as the No. 21 overall player in the 2020 class and named a McDonald's All-American
- Jenna Lawrence made her name known in NWA at Farmington HS, leading FHS to the 2023 4A state title and being named the MVP. She was the No. 61 ranked player in the 2023 recruiting class
- Loren Lindsey is another Fayetteville HS product, who was named to the All-Conference 6A West All-Defensive Team. She joined Arkansas as a walk-on



OKLAHOMIES

EMRIE ELLIS
JR. | F | VANOSS, OKLAHOMA

KARLEY JOHNSON
SO. | G | OKLAHOMA CITY, OKLAHOMA

- Emrie Ellis is from a small town in Southeast Oklahoma and led Vanoss HS to the Class A State Final. She led the state in rebounds and blocks in 2018
- Karley Johnson is an Oklahoma City product and made her name known at Mustang HS, where she led the Broncos to a No. 12 state ranking as a junior and was second in state in taking charges



SPAIN SPECIAL

CRISTINA SANCHEZ CERQUEIRA
FR. | G | GRANADA, SPAIN

- Cristina Sanchez Cerqueira is Arkansas' seventh ever international player and represents her country by playing on the Spain National Team



MARYLAND MAGIC

MAKAYLA DANIELS
GR. | G | FREDERICK, MARYLAND

SAYLOR POFFENBARGER
R-SO. | G | MIDDLETOWN, MARYLAND

- Makayla Daniels was the first ever Maryland signee at Arkansas
- Daniels was named Maryland Miss Basketball and left Frederick HS as the all-time leading scorer (boys and girls)
- Saylor Poffenbarger was also a Maryland Miss Basketball winner and a two-time conference player of the year at Middletown HS. She was also the No. 30th ranked player in the 2021 class



NOT IN KANSAS ANYMORE

MARYN ARCHER
FR. | G | DERBY, KANSAS

- Took Derby HS to the 6A Semifinals as a sophomore and paced the team in steals and assists during her junior year



SUNSHINE STATE STARS

TALIAH SCOTT
FR. | G | ORANGE PARK, FLORIDA

SAMARA SPENCER
JR. | G | FORT LAUDERDALE, FLORIDA

- Taliah Scott is coming into Arkansas as a five-star, No. 11 ranked player in the country out of Orange Park, Florida. At St. Johns Country Day, she averaged 36.2 points per game as a senior and was named the Gatorade Florida Girls Basketball Player of the Year
- Samara Spencer led St. Thomas Aquinas to the state title during her senior season and was named the 2021 Broward County's 7A-6A Player of the Year



THE SIP

CARLY KEATS
SO. | G | CHOCTAW, MISSISSIPPI

- Led Neshoba Central to an unblemished 33-0 record and a 5A State Championship in Mississippi as a senior and was an All-Region 3-5A selection

RECORD WATCH

CAREER POINTS

1.	Bettye Fiscus (81-85)	2,073
2.	Shameka Christon (00-04)	1,951
3.	Chelsea Dungee (18-21)	1,903
4.	Jessica Jackson (14-17)	1,865
5.	Makayla Daniels (19-pres.)	1,806
6.	Delmonica DeHorney (87-91)	1,785
7.	Kimberly Wilson (93-97)	1,733
...		
19.	India Lewis (99-03)	1,308
20.	Samara Spencer (21-pres.)	1,303
21.	Amber Ramirez (19-22)	1,298
22.	Cheryl Orchofski (80-84)	1,239

CAREER REBOUNDS

1.	Shelly Wallace (85-89)	1,013
2.	Bettye Fiscus (81-85)	785
...		
20.	Sarah Watkins (10-13)	604
21.	Sytia Messer (95-99)	603
22.	Erynn Barnum (19-23)	579
23.	Saylor Poffenbarger (22-pres.)	573
24.	Dana Cherry (99-03)	563
25.	Kiara Williams (16-20)	557
26.	Makayla Daniels (19-pres.)	555
27.	Quistelle Williams (10-13)	548
28.	Kelly Johnson (92-96)	534

CAREER DEFENSIVE REBOUNDS

(Since 05-06)

1.	Jessica Jackson (14-17)	513
2.	Saylor Poffenbarger (22-pres.)	489
...		
1.	C'eira Ricketts (09-12)	470

CAREER ASSISTS

1.	Amy Wright (98-02)	717
2.	Calli Berna (12-15)	667
3.	Amber Nicholas (88-92)	538
...		
7.	Brittney Vaughn (04-08)	424
8.	Rochelle Vaughn (02-06)	421
9.	Makayla Daniels (19-pres.)	391
10.	Malica Monk (16-19)	369
11.	Samara Spencer (21-pres.)	362
12.	Donna Wilson (87-89)	332
...		
1.	Kimberly Wilson (93-97)	332

CAREER FREE THROWS MADE

1.	Chelsea Dungee (18-21)	552
2.	Bettye Fiscus (81-85)	485
3.	Christy Smith (94-98)	461
4.	Delmonica DeHorney	451
5.	Makayla Daniels (19-pres.)	437
6.	Jessica Jackson (14-17)	389

CAREER FREE THROWS ATTEMPTED

1.	Chelsea Dungee (18-21)	688
2.	Delmonica DeHorney (87-91)	648
3.	Bettye Fiscus (81-85)	622
4.	Makayla Daniels (19-pres.)	573
5.	Christy Smith (94-98)	551

CAREER 3-POINTERS MADE

1.	Wendi Willits (97-01)	316
2.	Lyndsay Harris (09-12)	283
3.	Kimberly Wilson (93-97)	267
...		
1.	India Lewis (99-03)	267
5.	Amber Ramirez (19-22)	261
6.	Makayla Daniels (19-pres.)	229
7.	Jessica Jackson (14-17)	198

CAREER 3-POINTERS ATTEMPTED

1.	Lyndsay Harris (09-12)	858
2.	India Lewis (99-03)	787
3.	Wendi Willits (97-01)	771
4.	Kimberly Wilson (93-97)	673
5.	Makayla Daniels (19-pres.)	659
6.	Amber Ramirez (19-22)	608

CAREER STEALS

1.	C'eira Ricketts (09-12)	321
2.	Tracy Webb (83-87)	293
3.	Makayla Daniels (19-pres.)	239
...		
1.	Christy Smith (94-98)	239
5.	Calli Berna (12-15)	223
6.	Amber Nicholas (88-92)	220

CAREER GAMES STARTED

1.	Makayla Daniels (19-pres.)	150
2.	C'eira Ricketts (09-12)	128
3.	Amy Wright (99-02)	125
4.	Malica Monk (16-19)	122

CAREER GAMES PLAYED

1.	Makayla Daniels (19-pres.)	150
2.	Sarah Watkins (09-13)	131
...		
1.	Amy Wright (98-02)	131
...		
1.	Wendi Willits (98-01)	131

CAREER MINUTES

1.	Makayla Daniels (19-pres.)	4421
2.	Calli Berna (11-15)	4239
3.	C'eira Ricketts (09-12)	4231
4.	Christy Smith (94-98)	3960

INDIVIDUAL SEASON DEF. REBOUNDS

1.	Shelly Wallace (88-89)	270
2.	Saylor Poffenbarger (23-24)	264
3.	Shelly Wallace (87-88)	247
4.	Saylor Poffenbarger (22-23)	225
5.	Lauren Ervin (06-07)	190

INDIVIDUAL SEASON REBOUNDS

1.	Shelly Wallace (88-89)	381
2.	Shelly Wallace (87-88)	329
3.	Lauren Ervin (06-07)	319
4.	Saylor Poffenbarger (23-24)	318
5.	Saylor Poffenbarger (22-23)	255
6.	Melissa Wolff (14-15)	251
7.	Ashley Daniels (10-11)	248

INDIVIDUAL SEASON FREE THROWS MADE

1.	Chelsea Dungee (18-19)	229
2.	Chelsea Dungee (20-21)	177
...		
7.	Shameka Christon (03-04)	126
8.	Malica Monk (17-18)	114
9.	Kristin Peoples (04-05)	113
10.	Samara Spencer (22-23)	112
11.	Jessica Jackson (13-14)	111
12.	Makayla Daniels (21-22)	103
13.	Sarah Watkins (12-13)	101
...		
1.	C'eira Ricketts (10-11)	101
15.	Jessica Jackson (14-15)	99
16.	Sarah Watkins (10-11)	97
17.	Alexis Tolefree (19-20)	95
18.	Dana Cherry (19-20)	93
...		
1.	India Lewis (02-03)	93
...		
1.	Dana Cherry (01-02)	93
...		
1.	Outside Looking in: Taliah Scott (23-24)	88

INDIVIDUAL SEASON FREE THROW ATTEMPTS

1.	Chelsea Dungee (18-19)	275
2.	Chelsea Dungee (20-21)	224
...		
9.	Kristin Peoples (04-05)	163
10.	Malica Monk (10-11)	146
11.	Samara Spencer (23-24)	145
12.	Sarah Watkins (10-11)	141
13.	Jessica Jackson (13-14)	138
14.	Shameka Christon (01-02)	133

INDIVIDUAL SEASON BLOCKS

1.	Delmonica DeHorney (89-90)	83
2.	Lauren Ervin (06-07)	76
3.	Delmonica DeHorney (90-91)	70
4.	Maryam Dauda (23-24)	67
5.	Sasha Goforth (21-22)	66
6.	Saraq Watkins (11-12)	63
7.	Sarah Watkins (10-11)	58
8.	Kiara Williams (18-19)	54
...		
1.	Delmonica DeHorney (87-88)	54
10.	Shameka Christon (01-02)	53
...		
16.	Erynn Barnum (22-23)	38
17.	Shameka Christon (02-03)	35
18.	Saylor Poffenbarger (23-24)	34
19.	Jessica Jackson (15-16)	33
...		
1.	Jessica Jackson (14-15)	33
...		
1.	Ayana Brereton (07-08)	33
...		
1.	Whitney Jones (06-07)	33

INDIVIDUAL SEASON DOUBLE-DOUBLES

(Since 02-03)

1.	Lauren Ervin (06-07)	14
2.	Saylor Poffenbarger (23-24)	9
...		
1.	Lauren Ervin (07-08)	9
...		
4.	Devin Cospier (17-18)	7
...		
1.	Ashley Daniels (10-11)	7

TEAM 3-POINTERS MADE

1.	314 (32 games)	2019-20
2.	305 (37 games)	2022-23
3.	296 (37 games)	2018-19
4.	267 (28 games)	2020-21
5.	258 (28 games)	2023-24
...		
1.	258 (32 games)	2021-22
7.	237 (31 games)	2017-18
8.	202 (29 games)	2005-06
...		
1.	202 (33 games)	2000-01

TEAM 3-POINTERS ATTEMPTED

1.	1007 (37 games)	2022-23
2.	922 (37 games)	2018-19
3.	831 (28 games)	2023-24
4.	826 (31 games)	2017-18
5.	809 (32 games)	2021-22
6.	808 (32 games)	2019-20
7.	658 (28 games)	2008-09
8.	636 (28 games)	2005-06

TEAM BLOCKS

1.	165 (31 games)	2006-07
2.	161 (37 games)	2022-23
3.	160 (32 games)	2021-22
4.	158 (28 games)	2023-24
5.	146 (37 games)	2018-19
6.	139 (30 games)	2013-14
7.	137 (31 games)	2009-10
...		
1.	136 (32 games)	2001-02

2023-24 ROSTER @RAZORBACKWBB

NUMERICAL

NO.	NAME	POS	HT	CL	HOMETOWN/PREVIOUS SCHOOL	TWITTER
0	Taliah Scott	G	5-9	Fr.	Orange Park, Fla./St. Johns Country Day School	@thetaliahscott
1	Phoenix Stotijn*	G	5-9	Fr.	Amsterdam, Netherlands	@Phoenixstotijn
2	Samara Spencer	G	5-7	Jr.	Fort Lauderdale, Fla./St. Thomas Aquinas	@samaraaspencer
4	Saylor Poffenbarger	G	6-2	R-So.	Middletown, Md./UConn	@saylorpoff
8	Bea Franklin	G	5-10	Gr.	Seattle, Wash./Seattle Prep	@beafranklin2000
10	Cristina Sanchez Cerqueira	F	6-1	Fr.	Granada, Spain/Segle XXI	@cristiinita7
13	Sasha Goforth	G	6-1	R-Jr.	Fayetteville, Ark./Oregon State	@goforthsasha
20	Karley Johnson	G	5-9	So.	Oklahoma City, Okla./Mustang	@karleyjohnsonOK
21	Loren Lindsey	G	5-11	So.	Fayetteville, Ark./Fayetteville	@lorenbailey7766
23	Carly Keats	G	5-8	So.	Choctaw, Miss./Jones College	@keatscarly
30	Maryam Dauda	F	6-4	R-So.	Bentonville, Ark./Bentonville	@maryamdauda30
34	Jenna Lawrence	F	6-3	Fr.	Farmington, Ark./Farmington	@jennalawrence34
43	Makayla Daniels	G	5-8	Gr.	Frederick, Md./Frederick	@makayladaniels5
44	Maryn Archer	G	5-7	Fr.	Derby, Kan./Derby	@marynarcher
55	Emrie Ellis	F	6-3	Jr.	Vanoss, Okla./Vanoss	@ellisemrie

COACHING STAFF

Title	Name	Year	Alma Mater
Head Coach	Mike Neighbors	7th Season	Arkansas, 1993
Associate Head Coach	Todd Schaefer	7th Season	Thomas More College, 1995
Assistant Coach	Pauline Love	7th Season	Southern Miss, 2010
Assistant Coach	Lacey Goldwire	5th Season	Oklahoma State, 2010
Director of Operations	Amber Shirey	36th Season	Arkansas, 1992
Dir. of Student-Athlete Devel.	Jayci Stone	2nd Season	Kansas State, 2008
Dir. of Video/Special Ast. to HC	Evan Johnston	1st Season	Arkansas, 2022

ELIGIBILITY

Seniors (2)

Makayla Daniels (5th)
Bea Franklin

Juniors (3)

Emrie Ellis
Sasha Goforth (RS)
Samara Spencer

Sophomores (5)

Maryam Dauda (RS)
Karley Johnson
Carly Keats
Loren Lindsey
Saylor Poffenbarger (RS)

Freshman (5)

Maryn Archer
Jenna Lawrence
Cristina Sanchez Cerqueira
Taliah Scott
Phoenix Stotijn

ALPHABETICAL

NO.	NAME	POS	HT	CL	HOMETOWN/PREVIOUS SCHOOL
44	Maryn Archer	G	5-7	Fr.	Derby, Kan./Derby
43	Makayla Daniels	G	5-8	Gr.	Frederick, Md./Frederick
30	Maryam Dauda	F	6-4	R-So.	Bentonville, Ark./Bentonville
55	Emrie Ellis	F	6-3	Jr.	Vanoss, Okla./Vanoss
8	Bea Franklin	G	5-10	Gr.	Seattle, Wash./Seattle Prep
13	Sasha Goforth	G	6-1	R-Jr.	Fayetteville, Ark./Oregon State
20	Karley Johnson	G	5-9	So.	Oklahoma City, Okla./Mustang
23	Carly Keats	G	5-8	So.	Choctaw, Miss./Jones College
34	Jenna Lawrence	F	6-3	Fr.	Farmington, Ark./Farmington
21	Loren Lindsey	G	5-11	So.	Fayetteville, Ark./Fayetteville
4	Saylor Poffenbarger	G	6-2	R-So.	Middletown, Md./UConn
10	Cristina Sanchez Cerqueira	F	6-1	Fr.	Granada, Spain/Segle XXI
0	Taliah Scott	G	5-9	Fr.	Orange Park, Fla./St. Johns Country Day School
2	Samara Spencer	G	5-7	Jr.	Fort Lauderdale, Fla./St. Thomas Aquinas
1	Phoenix Stotijn*	G	5-9	Fr.	Amsterdam, Netherlands

* Sitting out 2023-24



BY STATE

ARKANSAS (4)

Maryam Dauda Bentonville
Sasha Goforth Fayetteville
Jenna Lawrence Farmington
Loren Lindsey Fayetteville

FLORIDA (2)

Taliah Scott Orange Park
Samara Spencer Fort Lauderdale

KANSAS (1)

Maryn Archer Derby

MARYLAND (2)

Makayla Daniels Frederick
Saylor Poffenbarger Middletown

OKLAHOMA (2)

Emrie Ellis Vanoss
Karley Johnson Mustang

WASHINGTON (1)

Bea Franklin Seattle

NETHERLANDS (1)

Phoenix Stotijn Amsterdam

SPAIN (1)

Cristina Sanchez Cerqueira Granada

FA-NETIK PRONUNCIATIONS

- 1 Stow-Tyne
- 2 Suh-MARE-uh
- 4 like burger but bar
- 30 Mair-ee-um DOW-duh
- 44 Mair-en
- 55 em-REE

OFFENSE

Scored 110+ ----- 110, vs. Providence (11-16-98)
 Scored 100+ points at home ----- 100, vs. LA Tech (12-7-23)
 Scored 100+ points on the road ----- 108, at Ole Miss (2-16-20) | 108, Baylor (3-6-91)
 Scored 90-99 points ----- 92, vs. Oral Roberts (12-4-22)
 Scored 90+ points at home ----- 92, vs. Oral Roberts (12-4-22)
 Scored 90+ points on the road ----- 93, at Little Rock (11-20-22)
 Scored 80-89 points ----- 81, at Florida (2-8-24)
 Scored 80-89 points at home ----- 88, vs. Kentucky (1-25-24)
 Scored 80-89 points on the road ----- 81, at Florida (2-8-23)
 Was held to 50-59 ----- 55, at Tennessee (2-12-24)
 Was held to 49-40 ----- 48 at Georgia (2-19-23)
 Was held to 39-20 ----- 34, at LSU, 2-7-19
 Was held to 20 or less ----- N/A
 Made 40+ field goals ----- 40, vs. Central Arkansas (12-13-20)
 Made 17+ three-point field goals ----- 19, vs. Alabama (2-28-21)
 Made 10+ three-point field goals ----- 11, at Florida (2-8-24)
 Did not make 3-pointer (since 1986) ----- 0-10, at LSU, (2-7-19)
 Made 30 free throws ----- 30 (30-39), vs. No. 4 Baylor (12-6-20)
 Made 25 free throws ----- 25 (25-35), vs. Vanderbilt (1-16-23)
 Shot 50-59 or better ----- 55.4, vs. LA Tech (12-7-23)
 Shot 60 percent or better ----- .625 (30-48), vs. Little Rock (11-20-22)
 Held to less than 30 percent ----- .278 (20-72), at No. 10/9 LSU (1-21-24)
 Held to less than 20 percent ----- .182 (10-55), vs. No. 6 Tennessee (1-8-12; L, 38-69)
 Had 20 or more assists in a game ----- 20, vs. LA Tech (3-16-23)

DEFENSE

Allowed 100 points ----- 104, at No. 4 South Carolina (1-18-21)
 Allowed 80-99 points ----- 81, at Tennessee (2-12-24)
 Held opponent to 40-49 points ----- 43, vs. Georgia (1-7-24)
 Held opponent to 39-30 ----- 36, vs. Little Rock (11-14-23)
 Held an SEC opponent under 50 points in 3 cons. games ----- 47, vs. Auburn (1-29-15; W, 52-47),
 ----- Alabama (2-1-15; W, 53-42), No. 24/21 Georgia (2-9-15; W, 54-48)
 Held opponent to 29 points or less ----- 23, vs. Binghamton, 11-30-13
 Held an opponent under 15 points in a half ----- 14, vs. Little Rock (11-14-23)
 Held an opponent to 2 points in a quarter ----- 2, vs. UCA (12-13-20)
 Held opponent under 15 field goals ----- 14, vs. Little Rock (11-14-23)
 Held opponent to less than 30 percent shooting ----- 26.6 (17-64), vs. Georgia (1-7-24)
 Held opponent to less than 20 percent shooting ----- 19.7 (13-66), vs. Northwestern State (12-15-19)
 Held opponent under 15 percent from 3-point ----- 14.3 (2-14), vs. Mississippi State (1-11-24)
 ----- 0.0 (0-10), at Kentucky (1-4-24)
 ----- 0.0 (0-8), vs. Illinois (12-20-23)
 Opponent did not make a 3-pointer ----- 0, at Kentucky (1-4-24)
 ----- 0, vs. Illinois (12-20-23)
 Had 70+ rebounds ----- 74, vs. Mississippi Valley State (11-24-89)
 Had 60-69 rebounds ----- 64, vs. Prairie View A&M (12-16-18)
 Had 50-59 rebounds ----- 52, at Alabama (1-14-24)
 Had 10 or more blocked shots in a game ----- 11, at Alabama (1-14-24)
 Had 20 or more steals in a game ----- 20, vs. ORU (11-13-13)
 Had 15 or more steals in a game ----- 18, vs. UT Martin (12-29-19)
 Forced 25+ turnovers in a game ----- 28, vs. Northern Arizona (11-24-22)

OTHER

Won an overtime game ----- 61-52, vs. Missouri (3-3-22)
 Lost an overtime game ----- 76-73, vs. Ole Miss (1-29-23)
 Won a double overtime game ----- 73-72, vs. Florida (1-29-12)
 Lost a double overtime game ----- N/A
 Won a triple overtime game ----- 91-80, Win in 3OT, 2-10-13, at Alabama
 Won at the buzzer ----- 60-59, vs. Illinois (Maryam Dauda, 12-20-23)
 Played consecutive OT games ----- 1-24-16 at Auburn (lost); 1-28-16 vs. Florida (lost)
 Won regular season tournament ----- Paradise Jam (St. Thomas, U.S. Virgin Islands, Nov. 24-26, 2022)
 Defeated ranked team ----- 71-58, at No. 15 Florida State (11-30-23)
 Defeated a ranked team on the road ----- 71-58, at No. 15 Florida State (11-30-23)
 All-time SEC win streak ----- 8 games (1-15-12: Auburn through 2-15-12: at Auburn)
 All-time SEC home win streak ----- 5 games (1-15-12: Auburn -- 2-9-12: South Carolina)
 ----- 5 games (1-14-21: Florida -- 2-28-21: Alabama)

A RAZORBACK PLAYER ...

Scored 20-24 points ----- 24, Samara Spencer, at Texas A&M (2-22-24)
 Scored 25-29 points ----- 26, Makayla Daniels, at Florida (2-8-24)
 Scored 30+ points ----- 33, Taliah Scott, vs. Auburn (2-4-23)
 Scored 40+ points ----- 41, Chelsea Dungee vs. Auburn (2-10-19)
 Scored 20+ points 10 times in a season ----- Taliah Scott (13x | 2023-24)
 ----- Chelsea Dungee (17x | 2020-21), Chelsea Dungee (11x | 2019-20) & Chelsea Dungee (20x | 2018-19)
 Double figures in 15 consecutive games (season) ----- Jessica Jackson, 11/11/16, LSU 1-8-17
 ----- Chelsea Dungee, 26 games, (2018-19 & 2019-20)
 ----- Chelsea Dungee, 31 games, (2019-20 & 2020-21)
 ----- Amber Ramirez, 16 games (2021-22)
 Five players scored double figures in 1 game ----- vs. Missouri (2-18-24)
 ----- Dauda (18), Daniels (14), Spencer (14), Poffenbarger (13), Keats (11)
 Five starters in double figures ----- vs. Kentucky (1-25-24)
 ----- Daniels (22), Dauda (16), Johnson (14), Keats (14), Spencer (13)
 Seven players scored in double figures in 1 game ----- vs. Northwestern State (11-9-18)
 ----- (Tolefree 19, Galden 16, Monk 12, Doumbia 11, Dungee 11, Thomas 11, Williams 10)
 Made 10+ field goals in a game ----- 10, Taliah Scott, at Tennessee (2-12-24)
 Attempted 20+ field goals in a game ----- 27, Taliah Scott, at Tennessee (2-12-24)
 Made 10 free throws in a game ----- 10, Samara Spencer, vs. ULM (11-7-23)
 Made 7 or more 3-pt FG in a game ----- 8, Saylor Poffenbarger, at Missouri (1-28-24)
 Attempted 10 or more 3-pt FG in a game ----- 14, Taliah Scott, at Tennessee (2-12-24)
 Had 10-14 rebounds ----- 11, Saylor Poffenbarger, vs. Missouri (2-18-24)
 Had 15-19 rebounds ----- 17, Saylor Poffenbarger, vs. Georgia (1-7-24)
 Had 20+ rebounds ----- 23, Saylor Poffenbarger, at No. 15 Florida State (11-30-23) (school record)
 Had 10 offensive reb - Records go back to 05-06 ----- 11, Melissa Wolff
 ----- vs. New Orleans (1-30-15)
 Had 10+ defensive reb - Records go back to 05-06 ----- 10, Saylor Poffenbarger, vs. Missouri (2-18-24)
 Had 10+ assists ----- 11, Samara Spencer, vs. LA Tech (3-16-23)
 Had 10+ assists in consecutive games ----- Jailyn Mason (11 vs. HBU, 12-28-16 and 10 at Ole
 ----- Miss, 1-1-17) & Calli Berna (11 vs. No. 10/8 Kentucky, 2/7/13 and 11 at Alabama, 2/10/13)
 Had 5+ blocks in a game ----- 10, Maryam Dauda, at Alabama (1-14-24)
 Had 10+ blocks in a game ----- 10, Maryam Dauda, at Alabama (1-14-24) (school record)
 Had 5 or more steals in a game ----- 5, Makayla Daniels, vs. Georgia (1-7-24)
 Had a double-double ----- 13 points and 11 rebounds, Saylor Poffenbarger, vs. Missouri (2-18-24)
 Had a double-double in two consecutive games ----- Maryam Dauda, vs. Mississippi State & at Alabama (2024)
 ----- 17 pts & 13 rbd vs. Mississippi State (1/11/24)/12 rbd & 10 blks at Alabama (1/14/24)
 Had two players record a double-double ----- Samara Spencer (31 pts/14 reb) &
 ----- Maryam Dauda (12 rbd/10blks), at Alabama (1-14-24)
 Had seven double-doubles in a season ----- Saylor Poffenbarger, 8, 2023-24
 ----- (MSU @FSU, LA TECH, UAPB, UIC, UGA, BAMA, @UF)
 Had 10+ double-doubles in a season ----- 2006-07, Lauren Ervin (14)
 Had a triple-double ----- 14 pts, 13 rbd, 12 asts, C'eira Ricketts vs. Auburn (1-18-09)

MORE ABOUT MIKE

Hometown: Greenwood, Ark. (Greenwood HS)
 Family: Daughter Abby; Sons Alec, Bowen and Barrett; granddaughter Emzey
 Alma Mater: Arkansas, 1993

NEIGHBORS BY THE NUMBERS

- 231 Wins (218-118, 10 seasons)
- 16 Signed McDonalds' All-Americans
- 11 Years as a head coach
- 9 Postseason appearances
- 5 Players drafted in the WNBA (HC)
- 1 Final Four appearance

LEARN MORE



Sign up for Mike Neighbors' news-letter and listen to his podcasts at CoachNeighbors.com

NABES FAVES

TOP 10 MOVIES

1. A Few Good Men
2. The Hunt For Red October
3. The Silence Of The Lambs
4. Hoosiers
5. O Brother, Where Art Thou?
6. Moneyball
7. Top Gun
8. Zero Dark Thirty
9. The Lion King
10. Purple Rain

See the entire list here: <http://imdb.to/2royaEO>

TOP 10 SONGS

1. Sweet Child O' Mine (Guns N' Roses)
2. You Shook Me All Night Long (AC/DC)
3. Man In The Mirror (Michael Jackson)
4. Amarillo By Morning (George Strait)
5. Jessie's Girl (Rick Springfield)
6. Hysteria (Def Leppard)
7. Fishin' In The Dark (Nitty Gritty Dirt Band)
8. The Ballad of Curtis Loew (Lynyrd Skynyrd)
9. Wanted Dead Or Alive (Bon Jovi)
10. Let's Go Crazy (Prince)

TOP 10 TV SHOWS

1. West Wing (first three seasons)
2. Ted Lasso
3. The Wire
4. Breaking Bad
5. Seinfeld
6. The Newsroom
7. Prison Break
8. Arrested Development
9. Game of Thrones
10. The Goldbergs



MIKE NEIGHBORS

Seventh Season | Career Record: 235-128 (11) | Arkansas Record: 137-87 (7)

Arkansas women's basketball has been transformed into a nationally recognized program in just six short years thanks to head coach Mike Neighbors. During his time back home at his alma mater, Neighbors has guided his Hogs to the best six-year period of sustained success in program history with 120 wins and five postseason qualifications in that time. The proof of his success, and the success of his system, lies in the numbers - Neighbors has accumulated 218 wins during his 10 seasons as a head coach, the most of any Power 5 head coaches in 10 or fewer seasons, as well as one of only two NCAA Division I Head Coaches.

Entering his seventh season on the bench for Arkansas, the program is coming off its fifth consecutive winning season, four straight postseason appearance (would be five had the 2020 NCAA Tournament had not been cancelled due to the COVID-19 pandemic, as Arkansas was a lock to make the Big Dance) and third 20+ win season in the Neighbors' era.

In 2022-23, the Hogs started out the season 13-0, which was tied for the second-best start in program history. Going into Mid-December, the Hogs were ranked as high as No. 17 in the AP Poll. The Hogs won another SEC Tournament game in comeback fashion versus Missouri to make it to the quarterfinals and hold the best winning percentage in the SEC Tournament among all coaches in Arkansas history with an 8-6 record. Continuing into postseason, Arkansas became the automatic bid out of the SEC to the Postseason WNIT, making it to the Great 8, while being able to host three of its four games at Bud Walton Arena. Neighbors led the Hogs to two All-SEC selections, including Second Team choice Erynn Barnum, who was also on the Midseason Top 10 List for the Katrina McClain Award, as well as All-Freshman selection Saylor Poffenbarger, who broke a school record for five SEC Freshman of the Week accolades. The Hogs finished the season with 24 wins, which tied for the most in the Neighbors' era and matches the fourth most in a single season in program history. Additionally, four players averaged double digits in scoring, the most in the Southeastern Conference.

Prior to Arkansas, Neighbors guided Washington to four seasons of unprecedented success, highlighted by the 2016 NCAA Final Four and two NCAA Sweet 16 appearances. Neighbors was an assistant for the Huskies prior to this promotion and also has had stops at Xavier, Tulsa, Colorado and Arkansas as an assistant.

A native of Greenwood, Arkansas, Neighbors received his associate degree at the University of Arkansas - Fort Smith and his bachelor's degree from the University of Arkansas in 1993. Neighbors is married to Jayci Stone. He has four children, a daughter, Abby and three sons, Alec, Bowen and Barrett, as well as a granddaughter, Emzey.

TIMELINE

- Bentonville HS Head Coach 1994-98
- Cabot HS Head Coach 1998-99
- Arkansas Director of Ops 1999-01
- Tulsa Univ. Assistant Coach 2001-05
- Univ. of Colorado Assistant Coach 2005-06
- Univ. of Arkansas Assistant Coach 2006-07
- Xavier Assistant Coach 2007-11
- Univ. of Washington Assistant Coach 2011-13
- Univ. of Washington Head Coach 2013-17
- Univ. of Arkansas Head Coach 2017-present

COACHING DEVELOPMENT

Coach	w/Nabes	Now
Adia Barnes	'14-15	HC Arizona
Adam Call	'14	AC George Washington
Morgan Valley	'16	AC UConn
Todd Schaefer	'16-Pres.	AHC Arkansas
Chelsea Dungee	'18-21	AC Troy
Evann Johnston	'18-22	Special Ast. to HC Arkansas

COACHING HISTORY

University of Washington

Year	Overall	Pac-12	Finish
2013-14	20-14 (.588)	10-8 (.556)	6
2014-15	23-10 (.697)	11-7 (.611)	5
2015-16	26-11 (.703)	11-7 (.611)	5
2016-17	29-6 (.829)	15-3 (.833)	T2
UW	98-41 (.705)	47-25 (.662)	

University of Arkansas

Year	Overall	SEC	Finish
2017-18	13-18 (.419)	3-13 (.188)	T11
2018-19	22-15 (.611)	6-10 (.375)	10
2019-20	24-8 (.750)	10-6 (.625)	T3
2020-21	19-9 (.679)	9-6 (.600)	T5
2021-22	18-14 (.563)	7-9 (.438)	T8
2022-23	24-13 (.649)	7-9 (.438)	8
2023-24	18-10 (.643)	6-7 (.462)	-
Ark	138-87 (.613)	48-60 (.444)	7 yrs
Totals	236-128 (.649)	96-85 (.530)	11 yrs

PLAYER DEVELOPMENT

YEAR	UNIVERSITY	PLAYER	ROUND	OVERALL	TEAM NOTE
2021	Arkansas	Chelsea Dungee	1	5	Dallas Wings 1 @
2021	Arkansas	Destiny Slocum	2	14	Las Vegas Aces 1 @
2021	Arizona	Aari McDonald	1	3	Atlanta Dream @
2017	Washington	Kelsey Plum	1	1	San Antonio Stars 1 @ Las Vegas Aces
	Washington	Chantel Osahor	2	21	Chicago Sky 1 @
2016	Washington	Talia Walton	3	29	Los Angeles Sparks 1 @
2011	Xavier	Amber Harris	1	4	Minnesota Lynx 1 #
	Xavier	Ta'Shia Phillips	1	8	Atlanta Dream 1 #
	TAMU/UAFA	Tanisha Smith	2	22	Seattle Storm #
	Colorado	Brittany Spears	2	19	Phoenix Mercury *
2009	Arkansas	Shameka Christon	1	5	New York Liberty S
2008	Arkansas	Lauren Ervin	3	37	Connecticut Sun 1 #
2006	Tulsa	Megan Moody	-	-	Houston Comets Free Agent #
2003	Tulsa	Allison Curtin	1	12	Houston Comets 1 # Traded to Detroit Shock
	Arkansas	Dana Cherry	2	23	Charlotte Sting S

* - Signed but did not coach

! - At the school when player was drafted

@ - Worked with player as a head coach

- Worked with player as an assistant coach


S - Worked with player as other (GA, etc)

NABES VS. ARKANSAS HISTORY


Category	NABES	All Others In Program History
Winning Record In SEC Play	2 Seasons	2 Seasons
SEC Tourney Finals	1	0
Top 5 Wins	2	2
Weeks Ranked in AP Top 25	39	63
Top 15 WBNA Draft Picks	2	1
McDonald's AAs Signed	8	1
WBCA AAs	1	1

MORE NABES FACTS

- Movies: His expansive movie collection includes digital, disk and VHS copies. Did you know he used to work at BlockBuster? On a related note, he also collects books that have been turned into movies.
- Baseballs autographed by movie stars: Ask him about this collection – talk about some good stories.
- Lunch Boxes: Coach collects tin lunch boxes that he carried to school and has them displayed in his home. His first lunch box had KISS on it.
- Hamilton: Nabes is a huge Hamilton fan, and routinely quotes the Broadway musical to players, fans and media alike.
- Athens City Champion: Coach stumbled upon a dart tournament while on a trip to Athens, Georgia. He joined in and was one of the two–man winning team.
- Ask him about shoes, music, movies, guitars, bas–ketball nostalgia – just about anything!



NEIGHBORS VERSUS ...	Grambling State	2	0	Northwestern State	2	0	Tennessee State	1	0		
Abilene Christian	2	0	Grand Canyon	1	0	Notre Dame	0	1	Tennessee Tech	1	0
Alabama	6	3	Hartford	1	0	Oklahoma	1	2	Texas A&M	4	9
Arizona State	2	6	Hawai'i	1	0	Ole Miss	5	3	Texas Tech	2	0
Arizona	6	0	Houston	2	0	Oral Roberts	5	0	Troy	1	0
Arkansas State	3	0	Idaho	1	0	Oregon State	1	6	Tulsa	4	0
Auburn	8	1	Illinois	1	0	Oregon	5	4	UAB	1	0
Baylor	1	0	Iowa State	0	1	Pennsylvania	1	0	UAPB	3	1
Belmont	2	0	Jackson State	2	0	Pittsburgh	1	1	UC Irvine	1	0
Boise State	1	0	Kansas	0	2	Portland	3	1	UC Riverside	2	0
BYU	1	0	Kansas State	2	0	Prairie View A&M	1	0	UCLA	4	3
California	5	4	Kent State	1	0	Saint Mary's	0	1	UIC	1	0
Central Arkansas	4	0	Kentucky	3	6	Sam Houston	2	0	UIW	1	0
Central Florida	0	1	Lamar	1	0	Samford	2	0	USC	6	0
Charlotte	1	0	Little Rock	5	0	San Diego State	2	0	USF	0	1
Clemson	1	0	Louisiana–Monroe	3	0	San Diego	1	0	Utah	7	4
Colorado State	1	0	Louisiana Tech	2	0	Santa Clara	1	0	UT–Arlington	2	0
Colorado	9	0	LSU	3	5	Savannah State	1	0	UTEP	0	2
Connecticut	1	1	Marquette	0	1	Seattle	4	0	Vanderbilt	4	3
Creighton	1	1	McNeese State	1	0	SFA	1	0	Wake Forest	1	0
CSUN	1	0	Maryland	1	1	SMU	2	0	Washington State	5	3
DePaul	0	1	Miami	0	1	South Carolina	1	10	Weber State	1	0
Eastern Washington	1	0	Mississippi State	3	7	South Dakota	2	0	Wisconsin	4	0
Florida State	2	0	Missouri	14	4	Stanford	3	5	Wright State	0	1
Florida	4	4	Montana State	2	0	Stony Brook	1	0	Yale	1	0
FGCU	1	0	Murray State	1	0	Syracuse	0	2	TOTALS	236	128
Fordham	1	0	Nebraska	1	1	Tarleton State	1	0			
Fresno State	2	0	New Mexico State	1	0	TCU	0	1			
Furman	1	0	New Orleans	1	0	Tennessee	2	6			
Georgia	2	7	Northern Arizona	1	0	Tennessee Martin	1	0			





2023-24 Arkansas Women's Basketball Combined Team Statistics All games

Page 1/1
as of Feb 23, 2024

Game Records

Record	Overall	Home	Away	Neutral
ALL GAMES	18-10	11-4	4-5	3-1
CONFERENCE	6-7	4-2	2-5	0-0
NON-CONFERENCE	12-3	7-2	2-0	3-1

Score by Periods

Team	1st	2nd	3rd	4th	OT	TOT
Arkansas	451	485	588	501	0	2025
Opponents	446	438	489	504	0	1877

Team Box Score

No.	Player	Total			3-Point			F-Throw		Rebounds				PF DQ A			TO BLK STL			PTS	AVG	
		GP-GS	MIN	AVG	FG-FGA	FG%	3FG-3FGA	3FG%	FT-FTA	FT%	OFF	DEF	TOT	AVG	PF	DQ	A	TO	BLK			STL
0	SCOTT, Taliah	20-19	728:40	36.4	151-371	.407	52-176	.295	88-105	.838	8	57	65	3.3	39	0	29	68	2	12	442	22.1
2	SPENCER, Samara	28-28	958:55	34.2	125-355	.352	34-126	.270	109-145	.752	19	113	132	4.7	50	2	102	79	5	35	393	14.0
43	DANIELS, Makayla	28-28	952:51	34.0	111-266	.417	50-140	.357	71-106	.670	38	89	127	4.5	71	0	75	47	8	47	343	12.3
4	POFFENBARGER, Saylor	27-27	868:44	32.2	102-282	.362	52-148	.351	34-50	.680	54	264	318	11.8	55	1	43	46	34	39	290	10.7
30	DAUDA, Maryam	28-28	814:53	29.1	97-210	.462	24-70	.343	54-70	.771	71	118	189	6.8	82	1	38	55	67	21	272	9.7
23	KEATS, Carly	24-6	484:04	20.2	53-156	.340	29-100	.290	12-15	.800	3	25	28	1.2	17	0	13	16	4	6	147	6.1
13	GOFORTH, Sasha	7-0	112:36	16.1	7-30	.233	0-10	.000	7-16	.438	8	11	19	2.7	6	0	2	6	13	6	21	3.0
20	JOHNSON, Karley	16-4	261:48	16.4	14-40	.350	5-21	.238	14-22	.636	12	14	26	1.6	23	0	5	4	1	6	47	2.9
34	LAWRENCE, Jenna	19-0	164:46	8.7	14-35	.400	8-27	.296	5-8	.625	10	27	37	1.9	19	0	3	6	8	6	41	2.2
55	ELLIS, Emrie	19-0	163:12	8.6	7-21	.333	4-10	.400	2-2	1.000	5	15	20	1.1	25	0	3	6	13	0	20	1.1
10	SÁNCHEZ CERQUEIRA, Cristina	16-0	77:12	4.8	4-18	.222	0-3	.000	1-2	.500	5	13	18	1.1	12	0	2	5	3	0	9	0.6
21	LINDSEY, Loren	1-0	03:36	3.6	0-0	.000	0-0	.000	0-0	.000	0	0	0	0.0	0	0	1	0	0	0	0	0.0
8	FRANKLIN, Bea	3-0	08:42	2.9	0-1	.000	0-0	.000	0-0	.000	1	0	1	0.3	1	0	0	1	0	0	0	0.0
Team											57	57	114							14		
Total		28	5600		685-1785	.384	258-831	.310	397-541	.734	291	803	1094	39.1	400	4	316	353	158	178	2025	72.3
Opponents		28	5600		707-1827	.387	178-565	.315	285-398	.716	344	851	1195	42.7	524	9	370	417	89	176	1877	67.0

Team Statistics

	ARK	OPP
Scoring	2025	1877
Points per game	72.3	67.0
Scoring margin	+5.3	-
Field goals-att	685-1785	707-1827
Field goal pct	.384	.387
3 point fg-att	258-831	178-565
3-point FG pct	.310	.315
3-pt FG made per game	9.2	6.4
Free throws-att	397-541	285-398
Free throw pct	.734	.716
F-Throws made per game	14.2	10.2
Rebounds	1094	1195
Rebounds per game	39.1	42.7
Rebounding margin	-3.6	-
Assists	316	370
Assists per game	11.3	13.2
Turnovers	353	417
Turnovers per game	12.6	14.9
Turnover margin	+2.3	-
Assist/turnover ratio	0.9	0.9
Steals	178	176
Steals per game	6.4	6.3
Blocks	158	89
Blocks per game	5.6	3.2
Winning streak	0	-
Home win streak	2	-
Attendance	60053	42010
Home games-Avg/Game	15-4004	9-4668
Neutral site-Avg/Game	-	4-412

Team Results

Date	Opponent	Score	Att.
11/07/2023	ULM	W 81-76	2630
11/10/2023	Murray St.	W 82-79	11026
11/14/2023	Little Rock	W 77-36	2608
11/17/2023	at Arkansas St.	W 82-67	3208
11/20/2023	Central Ark.	W 81-67	4194
11/24/2023	vs Wisconsin	W 65-62	654
11/25/2023	vs Marquette	L 58-74	227
11/30/2023	at Florida St.	W 71-58	2216
12/03/2023	UCLA	L 66-81	4261
12/07/2023	Louisiana Tech	W 100-60	2599
12/10/2023	Ark.-Pine Bluff	L 70-74	3330
12/16/2023	Samford	W 68-54	2513
12/20/2023	vs Illinois	W 60-59	313
12/21/2023	vs UIC	W 66-58	452
12/31/2023	UIW	W 67-48	3420
01/04/2024	at Kentucky	L 63-73	2998
01/07/2024	Georgia	W 83-43	3993
01/11/2024	Mississippi St.	L 63-66	2627
01/14/2024	at Alabama	W 77-59	2467
01/21/2024	at LSU	L 68-99	12873
01/25/2024	Kentucky	W 88-61	3719
01/28/2024	at Missouri	W 67-58	4968
02/01/2024	Alabama	L 70-86	2756
02/04/2024	Auburn	W 74-72	4450
02/08/2024	at Florida	L 81-85	1407
02/12/2024	at Tennessee	L 55-81	8161
02/18/2024	Missouri	W 75-68	5927
02/22/2024	at Texas A&M	L 67-73	3712



2023-24 Arkansas Women's Basketball Combined Team Statistics In Conference games

Page 1/1
as of Feb 23, 2024

Game Records

Record	Overall	Home	Away	Neutral
ALL GAMES	6-7	4-2	2-5	0-0
CONFERENCE	6-7	4-2	2-5	0-0
NON-CONFERENCE	0-0	0-0	0-0	0-0

Score by Periods

Team	1st	2nd	3rd	4th	OT	TOT
Arkansas	210	206	287	228	0	931
Opponents	234	201	241	248	0	924

Team Box Score

No.	Player	Total					3-Point		F-Throw		Rebounds				Other							
		GP-GS	MIN	AVG	FG-FGA	FG%	3FG-3FGA	3FG%	FT-FTA	FT%	OFF	DEF	TOT	AVG	PF	DQ	A	TO	BLK	STL	PTS	AVG
0	SCOTT, Taliah	5-4	187:30	37.5	35-99	.354	13-52	.250	14-15	.933	1	11	12	2.4	13	0	6	13	1	7	97	19.4
2	SPENCER, Samara	13-13	481:55	37.1	68-199	.342	14-60	.233	64-82	.780	14	59	73	5.6	30	1	56	44	2	17	214	16.5
43	DANIELS, Makayla	13-13	468:18	36.0	57-145	.393	27-74	.365	46-62	.742	19	43	62	4.8	31	0	33	19	6	18	187	14.4
30	DAUDA, Maryam	13-13	403:16	31.0	55-119	.462	13-40	.325	25-32	.781	41	53	94	7.2	41	1	25	32	38	14	148	11.4
4	POFFENBARGER, Saylor	12-12	400:39	33.4	47-127	.370	27-72	.375	11-15	.733	19	108	127	10.6	34	1	17	24	12	12	132	11.0
23	KEATS, Carly	9-6	255:19	28.4	31-82	.378	14-48	.292	4-5	.800	2	10	12	1.3	10	0	8	8	1	3	80	8.9
20	JOHNSON, Karley	12-4	232:36	19.4	13-34	.382	5-20	.250	13-18	.722	9	11	20	1.7	21	0	4	4	1	3	44	3.7
34	LAWRENCE, Jenna	9-0	73:19	8.1	7-18	.389	5-16	.313	1-2	.500	5	16	21	2.3	8	0	2	4	3	2	20	2.2
55	ELLIS, Emrie	11-0	79:02	7.2	3-12	.250	1-6	.167	0-0	.000	3	6	9	0.8	12	0	1	4	7	0	7	0.6
10	SÁNCHEZ CERQUEIRA, Cristina	5-0	15:42	3.1	1-4	.250	0-2	.000	0-0	.000	0	3	3	0.6	1	0	0	1	2	0	2	0.4
8	FRANKLIN, Bea	1-0	02:23	2.4	0-0	.000	0-0	.000	0-0	.000	0	0	0	0.0	0	0	0	1	0	0	0	0.0
Team														26	33	59						
Total		13	2600		317-839	.378	119-390	.305	178-231	.771	139	353	492	37.8	201	3	152	157	73	76	931	71.6
Opponents		13	2600		346-847	.409	87-247	.352	145-208	.697	168	400	568	43.7	243	5	187	189	42	72	924	71.1

Team Statistics

	ARK	OPP
Scoring	931	924
Points per game	71.6	71.1
Scoring margin	+0.5	-
Field goals-att	317-839	346-847
Field goal pct	.378	.409
3 point fg-att	119-390	87-247
3-point FG pct	.305	.352
3-pt FG made per game	9.2	6.7
Free throws-att	178-231	145-208
Free throw pct	.771	.697
F-Throws made per game	13.7	11.2
Rebounds	492	568
Rebounds per game	37.8	43.7
Rebounding margin	-5.8	-
Assists	152	187
Assists per game	11.7	14.4
Turnovers	157	189
Turnovers per game	12.1	14.5
Turnover margin	+2.5	-
Assist/turnover ratio	1.0	1.0
Steals	76	72
Steals per game	5.8	5.5
Blocks	73	42
Blocks per game	5.6	3.2
Winning streak	0	-
Home win streak	2	-
Attendance	23472	36586
Home games-Avg/Game	6-3912	7-5227
Neutral site-Avg/Game	-	0-0

Team Results

Date	Opponent		Score	Att.
01/04/2024	at Kentucky	L	63-73	2998
01/07/2024	Georgia	W	83-43	3993
01/11/2024	Mississippi St.	L	63-66	2627
01/14/2024	at Alabama	W	77-59	2467
01/21/2024	at LSU	L	68-99	12873
01/25/2024	Kentucky	W	88-61	3719
01/28/2024	at Missouri	W	67-58	4968
02/01/2024	Alabama	L	70-86	2756
02/04/2024	Auburn	W	74-72	4450
02/08/2024	at Florida	L	81-85	1407
02/12/2024	at Tennessee	L	55-81	8161
02/18/2024	Missouri	W	75-68	5927
02/22/2024	at Texas A&M	L	67-73	3712



2023-24 Arkansas Women's Basketball Team High/Low Analysis All games

Page 1/4
as of Feb 23, 2024

Arkansas - Game Highs

POINTS	100	Louisiana Tech (12/07/2023)
	88	Kentucky (01/25/2024)
	83	Georgia (01/07/2024)
	82	at Arkansas St. (11/17/2023)
	82	Murray St. (11/10/2023)
FIELD GOALS MADE	36	Louisiana Tech (12/07/2023)
	32	Kentucky (01/25/2024)
FIELD GOAL ATTEMPTS	79	at Florida St. (11/30/2023)
	72	at LSU (01/21/2024)
	72	at Alabama (01/14/2024)
FIELD GOAL PERCENTAGE	.554 (36-65)	Louisiana Tech (12/07/2023)
	.476 (30-63)	at Arkansas St. (11/17/2023)
3 PT FG MADE	14	Georgia (01/07/2024)
	14	Louisiana Tech (12/07/2023)
3 PT FG ATTEMPTS	47	at LSU (01/21/2024)
	41	at Florida St. (11/30/2023)
	41	vs Wisconsin (N) (11/24/2023)
3 PT FG PERCENTAGE	.500 (14-28)	Louisiana Tech (12/07/2023)
	.462 (12-26)	at Missouri (01/28/2024)
FREE THROWS MADE	28	ULM (11/07/2023)
	20	at Florida (02/08/2024)
	20	Samford (12/16/2023)
	20	Central Ark. (11/20/2023)
FREE THROW ATTEMPTS	44	ULM (11/07/2023)
	29	Samford (12/16/2023)
FREE THROW PERCENTAGE	1.000 (20-20)	at Florida (02/08/2024)
	1.000 (12-12)	at Arkansas St. (11/17/2023)
REBOUNDS	57	ULM (11/07/2023)
	52	at Alabama (01/14/2024)
ASSISTS	19	Louisiana Tech (12/07/2023)
	18	Kentucky (01/25/2024)
STEALS	13	Louisiana Tech (12/07/2023)
	12	Georgia (01/07/2024)
BLOCKED SHOTS	11	at Alabama (01/14/2024)
	9	at Florida St. (11/30/2023)
TURNOVERS	18	at Kentucky (01/04/2024)
	18	Murray St. (11/10/2023)
FOULS	20	at Kentucky (01/04/2024)
	19	at Tennessee (02/12/2024)



2023-24 Arkansas Women's Basketball Team High/Low Analysis All games

Arkansas - Game Lows

POINTS	55	at Tennessee (02/12/2024)
	58	vs Marquette (N) (11/25/2023)
	60	vs Illinois (N) (12/20/2023)
	63	Mississippi St. (01/11/2024)
	63	at Kentucky (01/04/2024)
FIELD GOALS MADE	18	vs Marquette (N) (11/25/2023)
	20	at LSU (01/21/2024)
FIELD GOAL ATTEMPTS	49	at Missouri (01/28/2024)
	54	UIW (12/31/2023)
	54	vs Marquette (N) (11/25/2023)
FIELD GOAL PERCENTAGE	.278 (20-72)	at LSU (01/21/2024)
	.300 (21-70)	vs Wisconsin (N) (11/24/2023)
3 PT FG MADE	4	at Kentucky (01/04/2024)
	4	vs Illinois (N) (12/20/2023)
3 PT FG ATTEMPTS	20	Missouri (02/18/2024)
	22	at Texas A&M (02/22/2024)
3 PT FG PERCENTAGE	.148 (4-27)	at Kentucky (01/04/2024)
	.167 (5-30)	ULM (11/07/2023)
FREE THROWS MADE	3	at Tennessee (02/12/2024)
	8	vs Illinois (N) (12/20/2023)
	8	at Florida St. (11/30/2023)
FREE THROW ATTEMPTS	5	at Tennessee (02/12/2024)
	11	at Florida St. (11/30/2023)
FREE THROW PERCENTAGE	.500 (8-16)	vs Illinois (N) (12/20/2023)
	.538 (14-26)	Louisiana Tech (12/07/2023)
REBOUNDS	26	UCLA (12/03/2023)
	29	at Tennessee (02/12/2024)
ASSISTS	5	ULM (11/07/2023)
	7	at Kentucky (01/04/2024)
	7	UCLA (12/03/2023)
STEALS	2	Auburn (02/04/2024)
	3	vs Marquette (N) (11/25/2023)
BLOCKED SHOTS	1	at Florida (02/08/2024)
	2	Louisiana Tech (12/07/2023)
TURNOVERS	6	at Texas A&M (02/22/2024)
	7	at LSU (01/21/2024)
FOULS	7	Little Rock (11/14/2023)
	10	Mississippi St. (01/11/2024)



2023-24 Arkansas Women's Basketball
Category Leaders
All games

Page 1/3
as of Feb 23, 2024

Points

##	Player	G	Pts	Pts/G
0	Scott, Taliah	20	442	22.1
2	Spencer, Samara	28	393	14.0
43	Daniels, Makayla	28	343	12.3
4	Poffenbarger, Saylor	27	290	10.7
30	Dauda, Maryam	28	272	9.7
23	Keats, Carly	24	147	6.1
20	Johnson, Karley	16	47	2.9
34	Lawrence, Jenna	19	41	2.2
13	Goforth, Sasha	7	21	3.0
55	Ellis, Emrie	19	20	1.1
10	Sánchez Cerqueira, Cristina	16	9	0.6

Scoring Average

##	Player	G	Pts	Pts/G
0	Scott, Taliah	20	442	22.1
2	Spencer, Samara	28	393	14.0
43	Daniels, Makayla	28	343	12.3
4	Poffenbarger, Saylor	27	290	10.7
30	Dauda, Maryam	28	272	9.7
23	Keats, Carly	24	147	6.1
13	Goforth, Sasha	7	21	3.0
20	Johnson, Karley	16	47	2.9
34	Lawrence, Jenna	19	41	2.2
55	Ellis, Emrie	19	20	1.1
10	Sánchez Cerqueira, Cristina	16	9	0.6

Field Goal Percentage

##	Player	FG	Att	Pct
30	Dauda, Maryam	97	210	.462
43	Daniels, Makayla	111	266	.417
0	Scott, Taliah	151	371	.407
34	Lawrence, Jenna	14	35	.400
4	Poffenbarger, Saylor	102	282	.362
2	Spencer, Samara	125	355	.352
20	Johnson, Karley	14	40	.350
23	Keats, Carly	53	156	.340
55	Ellis, Emrie	7	21	.333
13	Goforth, Sasha	7	30	.233
10	Sánchez Cerqueira, Cristina	4	18	.222

Field Goal Attempts

##	Player	G	Att	Att/G
0	Scott, Taliah	20	371	18.6
2	Spencer, Samara	28	355	12.7
4	Poffenbarger, Saylor	27	282	10.4
43	Daniels, Makayla	28	266	9.5
30	Dauda, Maryam	28	210	7.5

Field Goals Made

##	Player	G	Made	Made/G
0	Scott, Taliah	20	151	7.6
2	Spencer, Samara	28	125	4.5
43	Daniels, Makayla	28	111	4.0
4	Poffenbarger, Saylor	27	102	3.8
30	Dauda, Maryam	28	97	3.5

3-Point FG Percentage

##	Player	3FG	Att	Pct
55	Ellis, Emrie	4	10	.400
43	Daniels, Makayla	50	140	.357
4	Poffenbarger, Saylor	52	148	.351
30	Dauda, Maryam	24	70	.343
34	Lawrence, Jenna	8	27	.296
0	Scott, Taliah	52	176	.295
23	Keats, Carly	29	100	.290
2	Spencer, Samara	34	126	.270
20	Johnson, Karley	5	21	.238

3-Point FG Attempts

##	Player	G	Att	Att/G
0	Scott, Taliah	20	176	8.8
4	Poffenbarger, Saylor	27	148	5.5
43	Daniels, Makayla	28	140	5.0
2	Spencer, Samara	28	126	4.5
23	Keats, Carly	24	100	4.2

3-Point FG Made

##	Player	G	Made	Made/G
0	Scott, Taliah	20	52	2.6
4	Poffenbarger, Saylor	27	52	1.9
43	Daniels, Makayla	28	50	1.8
2	Spencer, Samara	28	34	1.2
23	Keats, Carly	24	29	1.2



2023-24 Arkansas Women's Basketball Category Leaders All games

Page 2/3
as of Feb 23, 2024

Free Throw Percentage

##	Player	Made	Att	Pct
55	Ellis, Emrie	2	2	1.000
0	Scott, Taliah	88	105	.838
23	Keats, Carly	12	15	.800
30	Dauda, Maryam	54	70	.771
2	Spencer, Samara	109	145	.752
4	Poffenbarger, Saylor	34	50	.680
43	Daniels, Makayla	71	106	.670
20	Johnson, Karley	14	22	.636
34	Lawrence, Jenna	5	8	.625
10	Sánchez Cerqueira, Cristina	1	2	.500
13	Goforth, Sasha	7	16	.438

Free Throw Attempts

##	Player	G	Att	Att/G
2	Spencer, Samara	28	145	5.2
43	Daniels, Makayla	28	106	3.8
0	Scott, Taliah	20	105	5.3
30	Dauda, Maryam	28	70	2.5
4	Poffenbarger, Saylor	27	50	1.9

Free Throws Made

##	Player	G	Made	Made/G
2	Spencer, Samara	28	109	3.9
0	Scott, Taliah	20	88	4.4
43	Daniels, Makayla	28	71	2.5
30	Dauda, Maryam	28	54	1.9
4	Poffenbarger, Saylor	27	34	1.3

Rebounds

##	Player	G	Reb	Reb/G
4	Poffenbarger, Saylor	27	318	11.8
30	Dauda, Maryam	28	189	6.8
2	Spencer, Samara	28	132	4.7
43	Daniels, Makayla	28	127	4.5
0	Scott, Taliah	20	65	3.3

Assists

##	Player	G	Ast	Ast/G
2	Spencer, Samara	28	102	3.6
43	Daniels, Makayla	28	75	2.7
4	Poffenbarger, Saylor	27	43	1.6
30	Dauda, Maryam	28	38	1.4
0	Scott, Taliah	20	29	1.5

Rebounds Average

##	Player	G	Reb	Reb/G
4	Poffenbarger, Saylor	27	318	11.8
30	Dauda, Maryam	28	189	6.8
2	Spencer, Samara	28	132	4.7
43	Daniels, Makayla	28	127	4.5
0	Scott, Taliah	20	65	3.3

Steals

##	Player	G	Stl	Stl/G
43	Daniels, Makayla	28	47	1.7
4	Poffenbarger, Saylor	27	39	1.4
2	Spencer, Samara	28	35	1.3
30	Dauda, Maryam	28	21	0.8
0	Scott, Taliah	20	12	0.6

Offensive Rebounds

##	Player	G	OReb	OReb/G
30	Dauda, Maryam	28	71	2.5
4	Poffenbarger, Saylor	27	54	2.0
43	Daniels, Makayla	28	38	1.4
2	Spencer, Samara	28	19	0.7
20	Johnson, Karley	16	12	0.8

Blocked Shots

##	Player	G	Blk	Blk/G
30	Dauda, Maryam	28	67	2.4
4	Poffenbarger, Saylor	27	34	1.3
13	Goforth, Sasha	7	13	1.9
55	Ellis, Emrie	19	13	0.7
43	Daniels, Makayla	28	8	0.3

Defensive Rebounds

##	Player	G	DReb	DReb/G
4	Poffenbarger, Saylor	27	264	9.8
30	Dauda, Maryam	28	118	4.2
2	Spencer, Samara	28	113	4.0
43	Daniels, Makayla	28	89	3.2
0	Scott, Taliah	20	57	2.9

Minutes

##	Player	G	Min	Min/G
2	Spencer, Samara	28	959	34:15
43	Daniels, Makayla	28	953	34:02
4	Poffenbarger, Saylor	27	869	32:11
30	Dauda, Maryam	28	815	29:06
0	Scott, Taliah	20	729	36:26

Fouls

##	Player	G	PF	PF/G
30	Dauda, Maryam	28	82	2.9
43	Daniels, Makayla	28	71	2.5
4	Poffenbarger, Saylor	27	55	2.0
2	Spencer, Samara	28	50	1.8
0	Scott, Taliah	20	39	2.0

Turnovers

##	Player	G	TO	TO/G
2	Spencer, Samara	28	79	2.8
0	Scott, Taliah	20	68	3.4
30	Dauda, Maryam	28	55	2.0
43	Daniels, Makayla	28	47	1.7
4	Poffenbarger, Saylor	27	46	1.7

Foul Outs

##	Player	G	FO
2	Spencer, Samara	28	2
4	Poffenbarger, Saylor	27	1
30	Dauda, Maryam	28	1



2023-24 Arkansas Women's Basketball Player Highs Analysis All games

Page 1/4
as of Feb 23, 2024

Arkansas - Individual Game Highs

POINTS	34		Taliah Scott at Arkansas St. (11/17/2023)
	33		Taliah Scott vs Auburn (02/04/2024)
	31		Samara Spencer at Alabama (01/14/2024)
	31		Taliah Scott vs Ark.-Pine Bluff (12/10/2023)
	29		Taliah Scott vs Louisiana Tech (12/07/2023)
	29		Taliah Scott vs ULM (11/07/2023)
FIELD GOALS MADE	12		Taliah Scott vs Louisiana Tech (12/07/2023)
	12		Taliah Scott at Arkansas St. (11/17/2023)
FIELD GOAL ATTEMPTS	29		Samara Spencer at Alabama (01/14/2024)
	27		Taliah Scott at Tennessee (02/12/2024)
FIELD GOAL PERCENTAGE (min 5 made)	.857	(6-7)	Saylor Poffenbarger vs UIC (N) (12/21/2023)
	.750	(12-16)	Taliah Scott vs Louisiana Tech (12/07/2023)
3 PT FG MADE	8		Saylor Poffenbarger at Missouri (01/28/2024)
	6		Taliah Scott vs Auburn (02/04/2024)
	6		Taliah Scott vs UIC (N) (12/21/2023)
	6		Taliah Scott vs Ark.-Pine Bluff (12/10/2023)
3 PT FG ATTEMPTS	14		Taliah Scott at Tennessee (02/12/2024)
	14		Taliah Scott vs Ark.-Pine Bluff (12/10/2023)
3 PT FG PERCENTAGE (min 2 made)	1.000	(2-2)	Emrie Ellis at Arkansas St. (11/17/2023)
	.833	(5-6)	Makayla Daniels at Florida (02/08/2024)
FREE THROWS MADE	10		Samara Spencer vs ULM (11/07/2023)
	9		Samara Spencer at Kentucky (01/04/2024)
	9		Taliah Scott at Arkansas St. (11/17/2023)
	9		Taliah Scott vs ULM (11/07/2023)
FREE THROW ATTEMPTS	14		Samara Spencer at Kentucky (01/04/2024)
	13		Taliah Scott vs ULM (11/07/2023)
FREE THROW PERCENTAGE (min 3 made)	1.000	(9-9)	Taliah Scott at Arkansas St. (11/17/2023)
	1.000	(7-7)	Samara Spencer at Florida (02/08/2024)
	1.000	(7-7)	Taliah Scott vs Murray St. (11/10/2023)
	1.000	(6-6)	Taliah Scott at Florida (02/08/2024)
	1.000	(6-6)	Maryam Dauda vs Samford (12/16/2023)
	1.000	(5-5)	Makayla Daniels at Florida (02/08/2024)
	1.000	(5-5)	Taliah Scott vs Auburn (02/04/2024)
	1.000	(5-5)	Makayla Daniels at LSU (01/21/2024)
	1.000	(5-5)	Maryam Dauda vs Mississippi St. (01/11/2024)
	1.000	(5-5)	Samara Spencer vs Georgia (01/07/2024)
	1.000	(5-5)	Maryam Dauda vs UIW (12/31/2023)
	1.000	(4-4)	Makayla Daniels at Missouri (01/28/2024)
	1.000	(4-4)	Samara Spencer vs Kentucky (01/25/2024)
	1.000	(4-4)	Maryam Dauda vs Georgia (01/07/2024)
	1.000	(4-4)	Saylor Poffenbarger vs UIW (12/31/2023)
	1.000	(4-4)	Taliah Scott vs UIW (12/31/2023)
	1.000	(4-4)	Taliah Scott at Florida St. (11/30/2023)
	1.000	(4-4)	Samara Spencer vs Central Ark. (11/20/2023)
1.000	(4-4)	Saylor Poffenbarger vs Little Rock (11/14/2023)	
1.000	(3-3)	Saylor Poffenbarger vs UIC (N) (12/21/2023)	
REBOUNDS	23		Saylor Poffenbarger at Florida St. (11/30/2023)
	21		Saylor Poffenbarger vs ULM (11/07/2023)
ASSISTS	7		Makayla Daniels vs Kentucky (01/25/2024)
	7		Samara Spencer at LSU (01/21/2024)
	7		Makayla Daniels vs Louisiana Tech (12/07/2023)
	7		Samara Spencer vs Murray St. (11/10/2023)
STEALS	5		Makayla Daniels vs Georgia (01/07/2024)
	5		Saylor Poffenbarger vs UIC (N) (12/21/2023)
	5		Saylor Poffenbarger vs Louisiana Tech (12/07/2023)
BLOCKED SHOTS	10		Maryam Dauda at Alabama (01/14/2024)
	5		Saylor Poffenbarger vs Ark.-Pine Bluff (12/10/2023)
TURNOVERS	9		Taliah Scott at Arkansas St. (11/17/2023)
	7		Samara Spencer at Alabama (01/14/2024)
	7		Taliah Scott vs UIW (12/31/2023)
	7		Taliah Scott vs Ark.-Pine Bluff (12/10/2023)
FOULS	5		Saylor Poffenbarger at Texas A&M (02/22/2024)
	5		Samara Spencer vs Kentucky (01/25/2024)
	5		Maryam Dauda at Kentucky (01/04/2024)
	5		Samara Spencer vs Ark.-Pine Bluff (12/10/2023)



0 Taliah Scott | Fr. | 5-9 | G | Orange Park, Fla. (St. Johns Country Day School)

SCOTT BENCHMARK STATS

Points	34	at A-State	11-17-23
FG Made	12	vs. LA Tech	12-7-23*
FG Att.	27	at Tennessee	2-12-24
3FG Made	6	vs. Auburn	2-4-24*
3FG Att.	14	at Tennessee	2-12-24*
FT Made	9	at A-State	11-17-23*
FT Att.	13	vs. ULM	11-7-23
Off. Reb.	2	vs. UAPB	12-10-23*
Def. Reb.	6	vs. UIC	12-21-23
Rebounds	6	vs. UIC	12-21-23*
Assists	4	vs. UIW	12-31-23
Blocks	1	at Kentucky	1-4-24*
Steals	2	at Tennessee	2-12-24*
Minutes	40	vs. Auburn	2-4-24*

SEASON HIGHS

Points	34	at A-State	11-17-23
FG Made	12	vs. LA Tech	12-7-23*
FG Att.	27	at Tennessee	2-12-24
3FG Made	6	vs. Auburn	2-4-24*
3FG Att.	14	at Tennessee	2-12-24*
FT Made	9	at A-State	11-17-23*
FT Att.	13	vs. ULM	11-7-23
Off. Reb.	2	vs. UAPB	12-10-23*
Def. Reb.	6	vs. UIC	12-21-23
Rebounds	6	vs. UIC	12-21-23*
Assists	4	vs. UIW	12-31-23
Blocks	1	at Kentucky	1-4-24*
Steals	2	at Tennessee	2-12-24*
Minutes	40	vs. Auburn	2-4-24*

CAREER HIGHS

Points	33	vs. Auburn	2-4-24
FG Made	11	vs. Auburn	2-4-24
FG Att.	27	at Tennessee	2-12-24
3FG Made	6	vs. Auburn	2-4-24
3FG Att.	14	at Tennessee	2-12-24
FT Made	6	at Florida	2-8-24
FT Att.	6	at Florida	2-8-24
Off. Reb.	1	vs. Alabama	2-1-24
Def. Reb.	3	at Kentucky	1-4-24
Rebounds	3	vs. Alabama	2-1-24*
Assists	2	at Tennessee	2-12-24*
Blocks	1	at Kentucky	1-4-24
Steals	2	at Tennessee	2-12-24*
Minutes	40	vs. Auburn	2-4-24

SEC HIGHS

Stat	23-24	Career
Double Figure Pts	19	19
Double Figure Rebs	-	-
Double-Doubles	-	-
5+ Assists	-	-
3+ Blocks	-	-
3+ Steals	-	-
Led Team in Pts	15	15
Led Team in Reb	-	-
20+ Points	13	13
30+ Points	3	3

NOTABLES

* Most Recent

GAME NOTES

- Out for Missouri and Texas A&M games due to a serious family issue
- Missed six games due to injury, and has averaged 25.3 PPG in her last three game appearances
- Named to West Palm Beach Classic All-Tournament Team, averaging 21.5 PPG vs. Illinois and UIC
- Matched program record of five SEC Freshman of the Week awards just seven weeks into the season
- Led SEC in scoring (22.1) as the only player averaging 20.0+ PPG – all stats don't show up on SEC report due to playing less than 75 percent of games
- Her 442 points is higher than Kelsey Plum (401) & Chelsea Dungee (333) through their first 20 games
- No. 11 ranked player in the 2023 HoopGurlz Recruiting Rankings – ESPNW 100 and five-star prospect
- McDonald's All-American, Gatorade Florida Girls Basketball Player of the Year & Florida Dairy Farmers Miss Basketball
- Finished high school with 2,735 points, which is third most points by a NE Florida girls basketball player
- Led the country in scoring for the majority of the year during her senior year with an incredible 36.2 points, 9.2 rebounds, 4.8 assists and 3.0 steals per game at St. Johns Country Day

FASTBREAK WITH TALIAH SCOTT

- Daughter of Derrick and Marika Scott
- Her dad played basketball at UNF
- Majoring in psychology
- Was nine when she started playing basketball and seeing her brother play inspired her to do so, while she was doing gymnastics at the time
- Shot her first 3-pointer ever at an Orlando Magic game family shooting contest
- Dedicating this season to her best friend, Mike, who passed away a couple years ago

#0 SCOTT, Taliah

Opponent	Date	GS	MIN	Total		3-Pointers		Free throws		Rebounds				PF	A	TO	BLK	STL	PTS	AVG		
				FG-FGA	PCT	3FG-3FGA	PCT	FT-FTA	PCT	OFF	DEF	TOT	AVG									
ULM	11/07/2023	*	32:13	9-20	.450	2-8	.250	9-13	.692	1	5	6	6.0	2	1	2	0	0	29	29.0		
Murray St.	11/10/2023	*	34:30	9-20	.450	0-4	.000	7-7	1.000	0	3	3	4.5	0	1	5	0	0	25	27.0		
Little Rock	11/14/2023	*	28:50	6-11	.545	1-4	.250	5-6	.833	1	2	3	4.0	1	0	4	0	0	18	24.0		
at Arkansas St.	11/17/2023	*	40:00	12-21	.571	1-9	.111	9-9	1.000	2	3	5	4.3	2	2	9	0	1	34	26.5		
Central Ark.	11/20/2023	*	35:55	7-17	.412	0-3	.000	3-3	1.000	0	4	4	4.2	2	3	3	0	0	17	24.6		
vs Wisconsin	11/24/2023	*	37:56	6-20	.300	4-12	.333	2-2	1.000	0	5	5	4.3	1	1	1	0	1	18	23.5		
vs Marquette	11/25/2023	*	35:09	6-14	.429	2-7	.286	7-8	.875	0	3	3	4.1	3	0	2	0	0	21	23.1		
at Florida St.	11/30/2023	*	33:56	8-21	.381	4-13	.308	4-4	1.000	0	4	4	4.1	2	2	2	0	0	24	23.3		
UCLA	12/03/2023	*	38:55	6-21	.286	3-7	.429	8-9	.889	0	2	2	3.9	1	1	4	0	1	23	23.2		
Louisiana Tech	12/07/2023	*	31:00	12-16	.750	5-8	.625	0-4	.000	0	2	2	3.7	1	1	3	0	1	29	23.8		
Ark-Pine Bluff	12/10/2023	*	40:00	9-20	.450	6-14	.429	7-8	.875	2	4	6	3.9	3	2	7	0	0	31	24.5		
Samford	12/16/2023	*	36:54	2-12	.167	0-5	.000	5-9	.556	0	0	0	3.6	2	2	3	1	1	9	23.2		
vs Illinois	12/20/2023	*	37:55	7-15	.467	1-6	.167	2-2	1.000	1	0	1	3.4	3	1	3	0	0	17	22.7		
vs UIC	12/21/2023	*	40:00	9-24	.375	6-12	.500	2-2	1.000	0	6	6	3.6	2	2	0	0	0	26	22.9		
UIW	12/31/2023	*	37:56	8-20	.400	4-12	.333	4-4	1.000	0	3	3	3.5	1	4	7	0	0	24	23.0		
at Kentucky	01/04/2024	*	39:59	5-16	.313	1-8	.125	0-0	.000	0	3	3	3.5	4	0	4	1	2	11	22.3		
Alabama	01/04/2024	*	28:54	3-14	.214	1-8	.125	3-4	.750	1	2	3	3.5	2	2	1	0	2	10	21.5		
Auburn	02/04/2024	*	40:00	11-23	.478	6-12	.500	5-5	1.000	0	2	2	3.4	2	0	4	0	1	33	22.2		
at Florida	02/08/2024	*	39:01	6-19	.316	2-10	.200	6-6	1.000	0	2	2	3.3	4	2	3	0	0	20	22.1		
at Tennessee	02/12/2024	*	39:36	10-27	.370	3-14	.214	0-0	.000	0	2	2	3.3	1	2	1	0	2	23	22.1		
Totals			19	728:40	.407	151-371	.407	52-176	.295	88-105	.838	8	57	65	33	39	29	68	2	12	442	22.1

Player Averages

Games Played	Minutes/game	Points/game	FG Pct	3FG Pct	FT Pct	Rebounds/game	Assists/game	Turnovers/game	Assist/Turnover ratio	Steals/game	Blocks/game
20	36.4	22.1	40.7	29.5	83.8	3.3	1.5	3.4	0.4	0.6	0.1

CAREER STATISTICS

SEASON	TEAM	GP-GS	MIN/AVG	Field Goals		3-Point		F-Throws		Rebounds				Scoring						
				FG-FGA	FG%	3FG-3FGA	3FG%	FT-FTA	FT%	OFF	DEF	TOT	AVG	PF-FO	A	TO	BLK	STL	PTS	AVG
2023-24	Ark	20-19	729/36.4	151-371	.407	52-176	.295	88-105	.838	8	57	65	3.3	39-0	29	68	2	12	442	22.1
TOTAL		20-19	729/36.4	151-371	.407	52-176	.295	88-105	.838	8	57	65	3.3	39-0	29	68	2	12	442	22.1



2 Samara Spencer | Jr. | 5-7 | G | Fort Lauderdale, Fla. (St. Thomas Aquinas HS)

SPENCER BENCHMARK STATS

Points	31	at Alabama	1-14-24
FG Made	11	at Alabama	1-14-24
FG Att.	29	at Alabama	1-14-24
3FG Made	3	at #10/9 LSU	1-21-24*
3FG Att.	11	vs. Wisconsin	11-24-23
FT Made	10	vs. ULM	11-7-23
FT Att.	14	at Kentucky	1-4-24
Off. Reb.	3	vs. Alabama	2-1-24
Def. Reb.	12	at Alabama	1-14-24
Rebounds	14	at Alabama	1-14-24
Assists	7	at #10/9 LSU	1-21-24*
Blocks	2	at Texas A&M	2-22-24*
Steals	3	at #10/9 LSU	1-21-24*
Minutes	39	at Florida	2-8-24*

SEASON HIGHS

Points	32	vs. Oral Roberts	12-4-22
FG Made	11	at Alabama	1-14-24
FG Att.	29	at Alabama	1-14-24
3FG Made	6	vs. Oral Roberts	12-4-22
3FG Att.	11	vs. Wisconsin	11-24-23*
FT Made	10	vs. ULM	11-7-23
FT Att.	16	vs. Lamar	12-8-22
Off. Reb.	3	vs. Alabama	2-1-24
Def. Reb.	12	at Alabama	1-14-24
Rebounds	14	at Alabama	1-14-24
Assists	11	vs. IA Tech	3-16-23
Blocks	2	at Texas A&M	2-22-24*
Steals	4	vs. NAU	11-24-22*
Minutes	43	vs. Ole Miss	1-29-23*

CAREER HIGHS

Points	31	at Alabama	1-14-24
FG Made	11	at Alabama	1-14-24
FG Att.	29	at Alabama	1-14-24
3FG Made	5	vs. Miss. State	1-23-22
3FG Att.	8	vs. Alabama	2-1-24
FT Made	9	at Kentucky	1-4-24
FT Att.	14	at Kentucky	1-4-24
Off. Reb.	3	vs. Alabama	2-1-24
Def. Reb.	12	at Alabama	1-14-24
Rebounds	14	at Alabama	1-14-24
Assists	9	vs. Tennessee	2-16-23
Blocks	2	at Texas A&M	2-22-24*
Steals	3	at #10/9 LSU	1-21-24*
Minutes	43	vs. Ole Miss	1-29-23*

SEC HIGHS

Stat	21-22	22-23	23-24	Career
Double Figure Pts	20	27	21	68
Double Figure Rebs	-	-	1	1
Double-Doubles	-	2	1	3
5+ Assists	5	13	9	27
3+ Blocks	2	-	-	2
3+ Steals	2	4	2	8
Led Team in Pts	5	14	6	25
Led Team in Reb	1	2	2	5
20+ Points	3	8	6	17
30+ Points	-	1	1	2

NOTABLES

* Most Recent

GAME NOTES

- Coming off 24 points, three rebounds, two assists and two blocks vs. Texas A&M
- Registered third career double-double w/ 31 points & 14 rebounds w/ three assists at Alabama
- Tied a game-high 17 points with the game-winning assist vs. Illinois at the West Palm Beach Classic
- Became 33rd member of the 1K club at Arkansas, sixth in the Mike Neighbors era at No. 15 Florida State
- Ranks second in free throw makes (109) & minutes/gm (34.1), third in free throw attempts (145) in SEC, & in league games, sits second in minutes/gm (37.07), fourth in assists/gm (4.3) & 10th in scoring (16.5)
- Among active SEC players, fourth in assists (352), which is 11th most in school history and eighth in scoring (1,303), 20th most in Arkansas history
- Leading returning scorer with 14.4 PPG and a team-leading 154 assists last season
- Logged a near triple-double with 14 points, 11 assists and six rebounds vs. LA Tech in WNIT First Round
- Named 2022 SEC Freshman of the Year

FASTBREAK WITH SAMARA SPENCER

- Majoring in recreation and sport management
- Realized she wanted to play basketball when she saw her was watching a Tennessee WBB game when she was 7
- Loves to take pictures as a hobby
- Wears #2 because it's her favorite number
- Most notable skills on court: speed and IQ
- Proudest accomplishment in basketball: winning SEC Freshman of the Year

#2 SPENCER, Samara


Opponent	Date	GS	MIN	Total		3-Pointers		Free throws		Rebounds			PF	A	TO	BLK	STL	PTS	AVG		
				FG-FGA	PCT	3FG-3FGA	PCT	FT-FTA	PCT	OFF	DEF	TOT								AVG	
ULM	11/07/2023	*	30:29	3-7	.429	0-1	.000	10-12	.833	1	7	8	8.0	0	2	5	0	1	16	16.0	
Murray St.	11/10/2023	*	38:09	4-9	.444	2-5	.400	1-2	.500	0	5	5	6.5	2	7	4	0	0	11	13.5	
Little Rock	11/14/2023	*	25:00	3-8	.375	0-3	.000	0-0	.000	0	2	2	5.0	0	5	0	0	1	6	11.0	
at Arkansas St.	11/17/2023	*	31:42	3-6	.500	0-2	.000	3-3	1.000	0	3	3	4.5	2	3	1	0	2	9	10.5	
Central Ark.	11/20/2023	*	23:16	5-9	.556	2-4	.500	4-4	1.000	0	2	2	4.0	0	1	1	0	1	16	11.6	
vs Wisconsin	11/24/2023	*	35:15	3-17	.176	3-11	.273	4-6	.667	1	5	6	4.3	1	2	3	1	2	13	11.8	
vs Marquette	11/25/2023	*	32:44	2-8	.250	1-3	.333	3-5	.600	0	2	2	4.0	1	3	3	2	1	8	11.3	
at Florida St.	11/30/2023	*	37:34	5-15	.333	3-7	.429	2-2	1.000	0	1	1	3.6	1	6	2	0	0	15	11.8	
UCLA	12/03/2023	*	21:41	1-4	.250	0-0	.000	0-0	.000	0	2	2	3.4	3	1	2	0	3	2	10.7	
Louisiana Tech	12/07/2023	*	29:24	7-12	.583	3-8	.375	3-6	.500	1	7	8	3.9	0	6	3	0	2	20	11.6	
Ark-Pine Bluff	12/10/2023	*	33:05	1-11	.091	1-4	.250	1-2	.500	1	7	8	4.3	5	1	2	0	2	4	10.9	
Samford	12/16/2023	*	35:18	7-12	.583	0-2	.000	6-8	.750	0	5	5	4.3	1	4	1	0	0	20	11.7	
vs Illinois	12/20/2023	*	35:15	7-19	.368	2-7	.286	1-4	.250	0	4	4	4.3	2	1	4	0	1	17	12.1	
vs UIC	12/21/2023	*	37:52	3-14	.214	2-6	.333	5-6	.833	0	0	0	4.0	0	2	3	0	0	13	12.1	
UIW	12/31/2023	*	30:16	3-5	.600	1-3	.333	2-3	.667	1	2	3	3.9	2	2	1	0	2	9	11.9	
at Kentucky	01/04/2024	*	39:15	8-17	.471	0-2	.000	9-14	.643	2	5	7	4.1	2	3	4	0	2	25	12.8	
Georgia	01/07/2024	*	37:37	4-15	.267	2-6	.333	5-5	1.000	1	5	6	4.2	1	4	3	0	1	15	12.9	
Mississippi St.	01/11/2024	*	38:45	5-20	.250	1-7	.143	2-2	1.000	1	3	4	4.2	0	6	2	0	0	13	12.9	
at Alabama	01/14/2024	*	39:24	11-29	.379	2-7	.286	7-8	.875	2	12	14	4.7	3	3	7	0	2	31	13.8	
at LSU	01/21/2024	*	35:26	5-22	.227	3-9	.333	7-8	.875	0	5	5	4.8	4	7	3	0	3	20	14.2	
Kentucky	01/25/2024	*	29:29	4-15	.267	1-5	.200	4-4	1.000	1	6	7	4.9	5	4	3	0	1	13	14.1	
at Missouri	01/28/2024	*	38:51	4-8	.500	0-2	.000	5-8	.625	0	6	6	4.9	2	6	6	0	1	13	14.0	
Alabama	02/01/2024	*	36:48	4-14	.286	2-8	.250	4-5	.800	3	4	7	5.0	2	2	4	0	1	14	14.0	
Auburn	02/04/2024	*	38:14	4-11	.364	0-2	.000	2-4	.500	0	3	3	4.9	3	5	2	0	1	10	13.9	
at Florida	02/08/2024	*	38:35	3-9	.333	0-2	.000	7-7	1.000	2	1	3	4.8	1	4	3	0	2	13	13.8	
at Tennessee	02/12/2024	*	37:26	3-8	.375	0-2	.000	3-4	.750	0	3	3	4.8	2	4	3	0	2	9	13.7	
Missouri	02/18/2024	*	37:16	4-13	.308	1-5	.200	5-8	.625	1	4	5	4.8	2	6	4	0	0	14	13.7	
at Texas A&M	02/22/2024	*	34:50	9-18	.500	2-3	.667	4-5	.800	1	2	3	4.7	3	2	0	2	1	24	14.0	
Totals			28	958:55	125-355	.352	34-126	.270	109-145	.752	19	113	132	4.7	50	102	79	5	35	393	14.0

Player Averages

Games Played	Minutes/game	Points/game	FG Pct	3FG Pct	FT Pct	Rebounds/game	Assists/game	Turnovers/game	Assist/Turnover ratio	Steals/game	Blocks/game
28	34.2	14.0	35.2	27.0	75.2	4.7	3.6	2.8	1.3	1.3	0.2

CAREER STATISTICS

SEASON	TEAM	GP-GS	MIN/AVG	Field Goals		3-Point		F-Throws		Rebounds				Scoring						
				FG-FGA	FG%	3FG-3FGA	3FG%	FT-FTA	FT%	OFF	DEF	TOT	AVG	PF-FO	A	TO	BLK	STL	PTS	AVG
2021-22	Ark	31-27	930/30.0	138-325	.425	44-128	.344	59-98	.602	18	96	114	3.7	49-0	96	82	8	36	379	12.2
2022-23	Ark	37-37	1256/33.9	183-459	.399	65-201	.323	100-182	.549	6	133	139	3.8	70-2	154	112	10	41	531	14.4
2023-24	Ark	28-28	959/34.2	125-355	.352	34-126	.270	109-145	.752	19	113	132	4.7	50-2	102	79	5	35	393	14.0
TOTAL		96-92	3145/32.8	446-1139	.392	143-455	.314	268-425	.631	43	342	385	4.0	169-4	352	273	23	112	1303	13.6



8 Bea Franklin | Gr. | 5-10 | G | Seattle, Wash. (Seattle Prep)

FRANKLIN BENCHMARK STATS

SEASON HIGHS

Points	N/A
FG Made	N/A
FG Att.	1 vs. LA Tech 12-7-23
3FG Made	N/A
3FG Att.	N/A
FT Made	N/A
FT Att.	N/A
Off. Reb.	1 vs. LA Tech 12-7-23
Def. Reb.	N/A
Rebounds	1 vs. LA Tech 12-7-23
Assists	N/A
Blocks	N/A
Steals	N/A
Minutes	5 vs. LA Tech 12-7-23

CAREER HIGHS

Points	N/A
FG Made	N/A
FG Att.	1 vs. LA Tech 12-7-23
3FG Made	N/A
3FG Att.	N/A
FT Made	N/A
FT Att.	N/A
Off. Reb.	1 vs. LA Tech 12-7-23
Def. Reb.	N/A
Rebounds	1 vs. LA Tech 12-7-23
Assists	N/A
Blocks	N/A
Steals	N/A
Minutes	5 vs. LA Tech 12-7-23

SEC HIGHS

Points	N/A
FG Made	N/A
FG Att.	N/A
3FG Made	N/A
3FG Att.	N/A
FT Made	N/A
FT Att.	N/A
Off. Reb.	N/A
Def. Reb.	N/A
Rebounds	N/A
Assists	N/A
Blocks	N/A
Steals	N/A
Minutes	2 vs. Georgia 1-7-24

NOTABLES

Stat	23-24	Career
Double Figure Pts	-	-
Double Figure Rebs	-	-
Double-Doubles	-	-
5+ Assists	-	-
3+ Blocks	-	-
3+ Steals	-	-
Led Team in Pts	-	-
Led Team in Reb	-	-
20+ Points	-	-
30+ Points	-	-

* Most Recent

GAME NOTES

- Has been away from the team the past month to attend training camp for the Chicago Red Stars, the franchise who drafted her in the third round, No. 41 overall, in the NWSL Draft
- Made SEC debut on the basketball court, logging nearly 2.5 minutes vs. Georgia
- Logged first collegiate basketball appearance vs. LA Tech, pulling down an offensive board in five minutes
- Three-sport athlete in high school with soccer, basketball and tennis
- Led Seattle Prep to a 20-9 record, 12-4 in 3A Metro Girls Basketball standings in 2016-17
- During the 2016-17 season, averaged 9.9 points, 4.6 rebounds, 4.1 assists & 1.5 steals per game
- On the soccer pitch, tabbed 2023 SEC Midfielder of the Year and SEC Scholar-Athlete of the Year
- Named All-American in her graduate season, leading Hogs in goals (9), assists (9) and points
- Two-time All-SEC Team recipient and All-Tournament Team honoree for Arkansas soccer
- Served as Student-Athlete Advisory Committee President in 2022-23

DUAL SPORT WBB STUDENT-ATHLETES IN NCAA

- Anaya Brown – track & field and basketball at UT Martin
- Nadiyah Byard – track & field (high jump) and basketball at App State
- Maggie Pina – field hockey and basketball at BU, now at Northwestern
- Tori Tollefson – softball and basketball at South Dakota State

#8 FRANKLIN, Bea

Opponent	Date	GS	MIN	Total		3-Pointers		Free throws		Rebounds				PF A TO BLK STL PTS AVG						
				FG-FGA	PCT	3FG-3FGA	PCT	FT-FTA	PCT	OFF	DEF	TOT	AVG	PF	A	TO	BLK	STL	PTS	AVG
Louisiana Tech	12/07/2023		05:13	0-1	.000	0-0	.000	0-0	.000	1	0	1	1.0	0	0	0	0	0	0	0.0
UIW	12/31/2023		01:06	0-0	.000	0-0	.000	0-0	.000	0	0	0	0.5	1	0	0	0	0	0	0.0
Georgia	01/07/2024		02:23	0-0	.000	0-0	.000	0-0	.000	0	0	0	0.3	0	0	1	0	0	0	0.0
Totals			08:42	0-1	.000	0-0	.000	0-0	.000	1	0	1	0.3	1	0	1	0	0	0	0.0

Player Averages

Games Played	Minutes/game	Points/game	FG Pct	3FG Pct	FT Pct	Rebounds/game	Assists/game	Turnovers/game	Assist/Turnover ratio	Steals/game	Blocks/game
3	2.9	0.0	0.0	0.0	0.0	0.3	0.0	0.3	0.0	0.0	0.0

CAREER STATISTICS

SEASON	TEAM	GP-GS	MIN/AVG	Field Goals		3-Point		F-Throws		Rebounds				Scoring						
				FG-FGA	FG%	3FG-3FGA	3FG%	FT-FTA	FT%	OFF	DEF	TOT	AVG	PF-FO	A	TO	BLK	STL	PTS	AVG
2023-24	Ark	3-0	9/2.9	0-1	.000	0-0	.000	0-0	.000	1	0	1	0.3	1-0	0	1	0	0	0	0.0
TOTAL		3-0	9/2.9	0-1	.000	0-0	.000	0-0	.000	1	0	1	0.3	1-0	0	1	0	0	0	0.0



10 Cristina Sanchez Cerqueira | Fr. | 6-1 | F | Granada, Spain (Segle XXI)

SANCHEZ BENCHMARK STATS

SEASON HIGHS

Points	2	vs. Kentucky	1-25-24*
FG Made	1	vs. Kentucky	1-25-24*
FG Att.	3	vs. Marquette	11-25-23
3FG Made	N/A		
3FG Att.	1	at Kentucky	1-4-24*
FT Made	1	at Tennessee	2-12-24
FT Att.	2	vs. Little Rock	11-14-23
Off. Reb.	2	vs. Little Rock	11-14-23
Def. Reb.	2	vs. UIW	12-31-23*
Rebounds	3	vs. UIW	12-31-23
Assists	1	vs. Murray State	11-10-23
Blocks	1	at Tennessee	2-12-24*
Steals	N/A		
Minutes	11	vs. LA Tech	12-7-23

CAREER HIGHS

Points	2	vs. Kentucky	1-25-24*
FG Made	1	vs. Kentucky	1-25-24*
FG Att.	3	vs. Marquette	11-25-23
3FG Made	N/A		
3FG Att.	1	at Kentucky	1-4-24*
FT Made	1	at Tennessee	2-12-24
FT Att.	2	vs. Little Rock	11-14-23
Off. Reb.	2	vs. Little Rock	11-14-23
Def. Reb.	2	vs. UIW	12-31-23*
Rebounds	3	vs. UIW	12-31-23
Assists	1	vs. Murray State	11-10-23
Blocks	1	at Tennessee	2-12-24*
Steals	N/A		
Minutes	11	vs. LA Tech	12-7-23

SEC HIGHS

Points	2	vs. Kentucky	1-25-24
FG Made	1	vs. Kentucky	1-25-24
FG Att.	1	vs. Kentucky	1-25-24*
3FG Made	N/A		
3FG Att.	1	at Kentucky	1-4-24
FT Made	N/A		
FT Att.	N/A		
Off. Reb.	N/A		
Def. Reb.	1	vs. Kentucky	1-25-24*
Rebounds	1	vs. Kentucky	1-25-24*
Assists	N/A		
Blocks	1	at Tennessee	2-12-24*
Steals	N/A		
Minutes	4	at Tennessee	2-12-24

NOTABLES

Stat	23-24	Career
Double Figure Pts	-	-
Double Figure Rebs	-	-
Double-Doubles	-	-
5+ Assists	-	-
3+ Blocks	-	-
3+ Steals	-	-
Led Team in Pts	-	-
Led Team in Reb	-	-
20+ Points	-	-
30+ Points	-	-

* Most Recent

GAME NOTES

- In her fifth SEC game appearance, registered one block and played four minutes at Tennessee
- Scored first collegiate field goal vs. Marquette at the Fort Myers Tip-Off
- A member of the Spanish National Team
- Played at FIBA U18 3x3 World Cup in Hungary and the European Youth Olympic Festival 3x3 in Slovenia
- With Segle XXI, played in 26 games during the 2022-23 season, averaging 6.4 points, 5.4 rebounds and 1.3 steals per game
- Efficient rebounder with Segle XXI, logging 15 games with 5+ rebounds
- Earned gold and silver medals at the Andalucian Cup U14
- Chosen to the Andalucias Team three times and won a silver and bronze medal at the nationals cup

FASTBREAK WITH CRISTINA SANCHEZ CERQUEIRA

- Daughter of Peque and Felix and has a little brother
- Her parents both played basketball and inspire her the most
- Majoring in kinesiology
- She was 13 when she first started playing basketball and was a gymnast before that until she was getting too tall
- Loves going to Jenna Lawrences' family's house for dinner
- Favorite professional team is FCB (Barcelona) and favorite professional athlete is Rafa Nadal

#10 SANCHEZ CERQUEIRA, Cristina

Opponent	Date	GS	MIN	Total		3-Pointers		Free throws		Rebounds				Other							
				FG-FGA	PCT	3FG-3FGA	PCT	FT-FTA	PCT	OFF	DEF	TOT	AVG	PF	A	TO	BLK	STL	PTS	AVG	
ULM	11/07/2023		02:09	0-2	.000	0-0	.000	0-0	.000	1	1	2	2.0	0	0	0	0	0	0	0	0
Murray St.	11/10/2023		04:58	0-1	.000	0-0	.000	0-0	.000	0	2	2	2.0	2	1	0	0	0	0	0	0
Little Rock	11/14/2023		05:43	0-2	.000	0-0	.000	1-2	.500	2	0	2	2.0	0	0	0	1	0	1	0	3
Central Ark.	11/20/2023		06:27	0-0	.000	0-0	.000	0-0	.000	0	0	0	1.5	2	1	0	0	0	0	0	3
vs Marquette	11/25/2023		09:02	1-3	.333	0-1	.000	0-0	.000	1	0	1	1.4	0	0	3	0	0	0	2	6
UCLA	12/03/2023		03:39	0-0	.000	0-0	.000	0-0	.000	0	1	1	1.3	2	0	0	0	0	0	0	5
Louisiana Tech	12/07/2023		10:56	0-1	.000	0-0	.000	0-0	.000	0	2	2	1.4	2	0	0	0	0	0	0	4
Ark.-Pine Bluff	12/10/2023		05:59	0-0	.000	0-0	.000	0-0	.000	0	1	1	1.4	2	0	0	0	0	0	0	4
Samford	12/16/2023		03:14	1-1	1.000	0-0	.000	0-0	.000	0	1	1	1.3	0	0	0	0	0	0	2	6
vs Illinois	12/20/2023		04:03	0-2	.000	0-0	.000	0-0	.000	0	0	0	1.2	1	0	0	0	0	0	0	5
UIW	12/31/2023		05:21	1-2	.500	0-0	.000	0-0	.000	1	2	3	1.4	0	0	1	0	0	0	2	6
at Kentucky	01/04/2024		03:26	0-1	.000	0-1	.000	0-0	.000	0	0	0	1.3	0	0	1	0	0	0	0	6
Georgia	01/07/2024		02:23	0-0	.000	0-0	.000	0-0	.000	0	1	1	1.2	1	0	0	1	0	0	0	5
at LSU	01/21/2024		04:04	0-1	.000	0-0	.000	0-0	.000	0	1	1	1.2	0	0	0	0	0	0	0	5
Kentucky	01/25/2024		01:46	1-1	1.000	0-0	.000	0-0	.000	0	1	1	1.2	0	0	0	0	0	0	2	6
at Tennessee	02/12/2024		04:03	0-1	.000	0-1	.000	0-0	.000	0	0	0	1.1	0	0	0	1	0	0	0	6
Totals			0	77:12	4-18	.222	0-3	.000	1-2	.500	5	13	18	1.1	12	2	5	3	0	9	0.6

Player Averages

Games Played	Minutes/game	Points/game	FG Pct	3FG Pct	FT Pct	Rebounds/game	Assists/game	Turnovers/game	Assist/Turnover ratio	Steals/game	Blocks/game
16	4.8	0.6	22.2	0.0	50.0	1.1	0.1	0.3	0.4	0.0	0.2

CAREER STATISTICS

SEASON	TEAM	GP-GS	MIN/AVG	Field Goals		3-Point		F-Throws		Rebounds				Scoring						
				FG-FGA	FG%	3FG-3FGA	3FG%	FT-FTA	FT%	OFF	DEF	TOT	AVG	PF-FO	A	TO	BLK	STL	PTS	AVG
2023-24	Ark	16-0	77/4.8	4-18	.222	0-3	.000	1-2	.500	5	13	18	1.1	12-0	2	5	3	0	9	0.6
TOTAL		16-0	77/4.8	4-18	.222	0-3	.000	1-2	.500	5	13	18	1.1	12-0	2	5	3	0	9	0.6



20 Karley Johnson | So. | 5-9 | G | Oklahoma City, Okla. (Mustang HS)

JOHNSON BENCHMARK STATS

SEASON HIGHS

Points	14	vs. Kentucky	1-25-24
FG Made	4	vs. Kentucky	1-25-24
FG Att.	7	at Missouri	1-28-24
3FG Made	2	vs. Kentucky	1-25-24
3FG Att.	4	at Missouri	1-28-24
FT Made	4	vs. Kentucky	1-25-24
FT Att.	6	vs. Kentucky	1-25-24
Off. Reb.	2	at Missouri	1-28-24*
Def. Reb.	4	vs. Kentucky	1-25-24
Rebounds	6	vs. Kentucky	1-25-24
Assists	3	at Florida	2-8-24
Blocks	1	at Texas A&M	2-22-24
Steals	1	vs. Missouri	2-18-24*
Minutes	36	vs. Kentucky	1-25-24

CAREER HIGHS

Points	14	vs. Kentucky	1-25-24
FG Made	4	vs. Kentucky	1-25-24
FG Att.	7	at Missouri	1-28-24
3FG Made	2	vs. Kentucky	1-25-24
3FG Att.	4	at Missouri	1-28-24
FT Made	4	vs. Kentucky	1-25-24
FT Att.	6	vs. Kentucky	1-25-24
Off. Reb.	2	at Missouri	1-28-24*
Def. Reb.	4	vs. Kentucky	1-25-24
Rebounds	6	vs. Kentucky	1-25-24
Assists	3	at Florida	2-8-24
Blocks	1	at Texas A&M	2-22-24
Steals	1	vs. Missouri	2-18-24*
Minutes	36	vs. Kentucky	1-25-24

SEC HIGHS

Points	14	vs. Kentucky	1-25-24
FG Made	4	vs. Kentucky	1-25-24
FG Att.	7	at Missouri	1-28-24
3FG Made	2	vs. Kentucky	1-25-24
3FG Att.	4	at Missouri	1-28-24
FT Made	4	vs. Kentucky	1-25-24
FT Att.	6	vs. Kentucky	1-25-24
Off. Reb.	2	at Missouri	1-28-24*
Def. Reb.	4	vs. Kentucky	1-25-24
Rebounds	6	vs. Kentucky	1-25-24
Assists	3	at Florida	2-8-24
Blocks	1	at Texas A&M	2-22-24
Steals	1	vs. Missouri	2-18-24*
Minutes	36	vs. Kentucky	1-25-24

NOTABLES

Stat	22-23	23-24	Career
Double Figure Pts	-	1	1
Double Figure Rebs	-	-	-
Double-Doubles	-	-	-
5+ Assists	-	-	-
3+ Blocks	-	-	-
3+ Steals	-	-	-
Led Team in Pts	-	-	-
Led Team in Reb	-	-	-
20+ Points	-	-	-
30+ Points	-	-	-

* Most Recent

GAME NOTES

- Coming off fourth start of the season with two points, one rebound and one block at Texas A&M
- Registered seven points and three rebounds in 34 minutes off the bench at Missouri
- Tallied career highs in points w/ 14, rebounds with six and minutes with 36 vs. Kentucky in first start
- Has played in 12 of the team's 13 SEC games for 16 total game appearances this season
- Scored in 10 games this season, while grabbing a steal in six contests
- Appeared in 10 games as a freshman in 2022-23
- Recognized as a 2022 McDonald's All-American nominee
- Tabbed a four-time Oklahoman's Super 5 Honorable Mention choice
- As a senior at Mustang, averaged 12.3 points, 4.3 rebounds and 3.1 assists per game

FASTBREAK WITH KARLEY JOHNSON

- One of nine children
- Majoring in family science
- Wears #20 because her grandpa wore it
- Notes how much she loved how the staff treated her and her family during the recruiting process
- Pregame ritual: puts everything on left to right
- Has English bulldogs named Roxie and Gus and a cat named Toast

#20 JOHNSON, Karley

Opponent	Date	GS	MIN	Total		3-Pointers		Free throws		Rebounds				PF	A	TO	BLK	STL	PTS	AVG	
				FG-FGA	PCT	3FG-3FGA	PCT	FT-FTA	PCT	OFF	DEF	TOT	AVG								
Little Rock	11/14/2023		10:00	0-3	.000	0-1	.000	1-2	.500	2	0	2	2.0	0	0	0	0	1	1	1.0	
vs Marquette	11/25/2023		04:09	0-0	.000	0-0	.000	0-0	.000	0	2	2	2.0	0	0	0	0	1	0	0.5	
Louisiana Tech	12/07/2023		12:57	0-2	.000	0-0	.000	0-2	.000	1	1	2	2.0	2	1	0	0	1	0	0.3	
UIW	12/31/2023		02:06	1-1	1.000	0-0	.000	0-0	.000	0	0	0	1.5	0	0	0	0	0	2	0.8	
at Kentucky	01/04/2024		00:01	0-0	.000	0-0	.000	0-0	.000	0	0	0	1.2	1	0	0	0	0	0	0.6	
Georgia	01/07/2024		05:15	1-1	1.000	1-1	1.000	2-4	.500	0	1	1	1.2	0	0	1	0	0	5	1.3	
at Alabama	01/14/2024		20:31	1-4	.250	0-2	.000	1-2	.500	2	0	2	1.3	3	0	0	0	0	3	1.6	
at LSU	01/21/2024		17:13	2-6	.333	0-3	.000	2-2	1.000	1	0	1	1.3	2	0	0	0	0	6	2.1	
Kentucky	01/25/2024	*	35:48	4-5	.800	2-3	.667	4-6	.667	2	4	6	1.8	3	1	1	0	0	14	3.4	
at Missouri	01/28/2024		34:25	2-7	.286	1-4	.250	2-2	1.000	2	1	3	1.9	1	0	1	0	0	7	3.8	
Alabama	02/01/2024	*	25:22	1-4	.250	0-2	.000	0-0	.000	0	0	0	1.7	3	0	1	0	1	2	3.6	
Auburn	02/04/2024		10:55	0-0	.000	0-0	.000	0-0	.000	0	0	0	1.6	1	0	0	0	0	0	3.3	
at Florida	02/08/2024		17:54	0-0	.000	0-0	.000	0-0	.000	1	1	2	1.6	2	3	0	0	0	0	3.1	
at Tennessee	02/12/2024		10:43	0-0	.000	0-0	.000	0-0	.000	0	0	0	1.5	3	0	0	0	1	0	2.9	
Missouri	02/18/2024	*	26:49	2-3	.667	1-2	.500	0-0	.000	1	3	4	1.7	1	0	0	0	1	5	3.0	
at Texas A&M	02/22/2024	*	27:39	0-4	.000	0-3	.000	2-2	1.000	0	1	1	1.6	1	0	1	0	2	2.9		
Totals			4	261:48	14-40	.350	5-21	.238	14-22	.636	12	14	26	1.6	23	5	4	1	6	47	2.9

Player Averages

Games Played	Minutes/game	Points/game	FG Pct	3FG Pct	FT Pct	Rebounds/game	Assists/game	Turnovers/game	Assist/Turnover ratio	Steals/game	Blocks/game
16	16.4	2.9	35.0	23.8	63.6	1.6	0.3	0.3	1.3	0.4	0.1

CAREER STATISTICS

SEASON	TEAM	GP-GS	MIN/AVG	Field Goals		3-Point		F-Throws		Rebounds				Scoring						
				FG-FGA	FG%	3FG-3FGA	3FG%	FT-FTA	FT%	OFF	DEF	TOT	AVG	PF-FO	A	TO	BLK	STL	PTS	AVG
2022-23	Ark	10-0	26/2.6	0-1	.000	0-0	.000	1-2	.500	1	1	2	0.2	1-0	1	0	0	3	1	0.1
2023-24	Ark	16-4	262/16.4	14-40	.350	5-21	.238	14-22	.636	12	14	26	1.6	23-0	5	4	1	6	47	2.9
TOTAL		26-4	288/11.1	14-41	.341	5-21	.238	15-24	.625	13	15	28	1.1	24-0	6	4	1	9	48	1.8



21 Loren Lindsey | So. | 5-11 | G | Fayetteville, Ark. (Fayetteville HS)

LINDSEY BENCHMARK STATS

SEASON HIGHS

Points	N/A
FG Made	N/A
FG Att.	N/A
3FG Made	N/A
3FG Att.	N/A
FT Made	N/A
FT Att.	N/A
Off. Reb.	N/A
Def. Reb.	N/A
Rebounds	N/A
Assists	1 vs. Little Rock 11-14-23
Blocks	N/A
Steals	N/A
Minutes	3 vs. Little Rock 11-14-23

CAREER HIGHS

Points	N/A
FG Made	N/A
FG Att.	N/A
3FG Made	N/A
3FG Att.	N/A
FT Made	N/A
FT Att.	N/A
Off. Reb.	N/A
Def. Reb.	1 vs. LA Tech 3-16-23
Rebounds	1 vs. LA Tech 3-16-23
Assists	1 vs. Little Rock 11-14-23
Blocks	N/A
Steals	N/A
Minutes	5 at Little Rock 11-20-22

SEC HIGHS

Points	N/A
FG Made	N/A
FG Att.	N/A
3FG Made	N/A
3FG Att.	N/A
FT Made	N/A
FT Att.	N/A
Off. Reb.	N/A
Def. Reb.	N/A
Rebounds	N/A
Assists	N/A
Blocks	N/A
Steals	N/A
Minutes	2 vs. Florida 1-5-23

NOTABLES

Stat	22-23	23-24	Career
Double Figure Pts	-	-	-
Double Figure Rebs	-	-	-
Double-Doubles	-	-	-
5+ Assists	-	-	-
3+ Blocks	-	-	-
3+ Steals	-	-	-
Led Team in Pts	-	-	-
Led Team in Reb	-	-	-
20+ Points	-	-	-
30+ Points	-	-	-

* Most Recent

GAME NOTES

- Made season debut vs. Little Rock, playing over three minutes and tallying her first career assist
- Appeared in nine games as a true freshman
- Appeared in two SEC games and two of four Postseason WNIT contests
- Played season-high five minutes at Little Rock
- Played at Fayetteville High School, coming to Arkansas as a walk-on
- Tabbed to All-Conference 6A West All-Defensive Team
- Northwest Arkansas Democrat Gazette Player of the Week (Feb. 2, 2022)

FASTBREAK WITH LOREN LINDSEY

- Finance major
- Grew up in Northwest Arkansas so it was always a dream to play for the Razorbacks, especially with her grandad, dad, uncle and cousins all playing football here
- Wears #21 because her grandpa did
- Favorite food is hibachi and her favorite restaurant in Fayetteville is Kobe
- Favorite movie: Hoosiers
- Has a mini lab, Sadie, and a shih-poo, Coco

#21 LINDSEY, Loren

Opponent	Date	GS	MIN	Total		3-Pointers		Free throws		Rebounds				PF	A	TO	BLK	STL	PTS	AVG
				FG-FGA	PCT	3FG-3FGA	PCT	FT-FTA	PCT	OFF	DEF	TOT	AVG							
Little Rock	11/14/2023		03:36	0-0	.000	0-0	.000	0-0	.000	0	0	0	0.0	0	1	0	0	0	0	0.0
Totals		0	03:36	0-0	.000	0-0	.000	0-0	.000	0	0	0	0.0	0	1	0	0	0	0	0.0

Player Averages

Games Played	Minutes/game	Points/game	FG Pct	3FG Pct	FT Pct	Rebounds/game	Assists/game	Turnovers/game	Assist/Turnover ratio	Steals/game	Blocks/game
1	3.6	0.0	0.0	0.0	0.0	0.0	1.0	0.0	1.0	0.0	0.0

CAREER STATISTICS

SEASON	TEAM	GP-GS	MIN/AVG	Field Goals		3-Point		F-Throws		Rebounds				Scoring						
				FG-FGA	FG%	3FG-3FGA	3FG%	FT-FTA	FT%	OFF	DEF	TOT	AVG	PF-FO	A	TO	BLK	STL	PTS	AVG
2022-23	Ark	9-0	17/1.9	0-0	.000	0-0	.000	0-0	.000	0	1	1	0.1	0-0	0	0	0	0	0	0.0
2023-24	Ark	1-0	4/3.6	0-0	.000	0-0	.000	0-0	.000	0	0	0	0.0	0-0	1	0	0	0	0	0.0
TOTAL		10-0	20/2.0	0-0	.000	0-0	.000	0-0	.000	0	1	1	0.1	0-0	1	0	0	0	0	0.0



23 Carly Keats | So. | 5-8 | G | Choctaw, Miss. (Neshoba Central HS/Jones College)

KEATS BENCHMARK STATS

Points	16	vs. Georgia	1-7-24
FG Made	7	vs. Georgia	1-7-24
FG Att.	16	vs. Georgia	1-7-24
3FG Made	4	vs. Little Rock	11-14-23
3FG Att.	10	vs. Georgia	1-7-24*
FT Made	4	vs. ULM	11-7-23
FT Att.	5	vs. ULM	11-7-23
Off. Reb.	1	vs. Kentucky	1-25-24*
Def. Reb.	4	vs. Little Rock	11-14-23
Rebounds	4	at #10/9 LSU	1-21-24*
Assists	3	vs. Kentucky	1-25-24
Blocks	2	vs. UIC	12-21-23
Steals	2	vs. Kentucky	1-25-24*
Minutes	40	vs. Georgia	1-7-24

SEASON HIGHS

Points	16	vs. Georgia	1-7-24
FG Made	7	vs. Georgia	1-7-24
FG Att.	16	vs. Georgia	1-7-24
3FG Made	4	vs. Little Rock	11-14-23
3FG Att.	10	vs. Georgia	1-7-24*
FT Made	4	vs. ULM	11-7-23
FT Att.	5	vs. ULM	11-7-23
Off. Reb.	1	vs. Kentucky	1-25-24*
Def. Reb.	4	vs. Little Rock	11-14-23
Rebounds	4	at #10/9 LSU	1-21-24*
Assists	3	vs. Kentucky	1-25-24
Blocks	2	vs. UIC	12-21-23
Steals	2	vs. Kentucky	1-25-24*
Minutes	40	vs. Georgia	1-7-24

CAREER HIGHS

Points	16	vs. Georgia	1-7-24
FG Made	7	vs. Georgia	1-7-24
FG Att.	16	vs. Georgia	1-7-24
3FG Made	3	vs. Miss. State	1-11-24*
3FG Att.	10	vs. Georgia	1-7-24
FT Made	1	vs. Missouri	2-18-24*
FT Att.	2	at Kentucky	1-4-24
Off. Reb.	1	vs. Kentucky	1-25-24*
Def. Reb.	3	at #10/9 LSU	1-21-24
Rebounds	4	at #10/9 LSU	1-21-24
Assists	3	vs. Kentucky	1-25-24
Blocks	1	at Kentucky	1-4-24
Steals	2	vs. Kentucky	1-25-24
Minutes	40	vs. Georgia	1-7-24

SEC HIGHS

Stat	23-24	Career
Double Figure Pts	6	6
Double Figure Rebs	-	-
Double-Doubles	-	-
5+ Assists	-	-
3+ Blocks	-	-
3+ Steals	-	-
Led Team in Pts	-	-
Led Team in Reb	-	-
20+ Points	-	-
30+ Points	-	-

NOTABLES

* Most Recent

GAME NOTES

- Coming off two points, one rebound and one assist off the bench at Texas A&M
- After missing four games due to a broken nose, made her return vs. Missouri with 11 points
- Recorded 14 points, two rebounds, three assists and two steals vs. Kentucky
- Made first career start, playing all 40 minutes and logging a career-high 16 points, vs. Georgia
- Has tallied 29 triples this season
- JUCO transfer from Jones College, leading JC to its seventh straight region crown to punch a ticket to the NJCAA DI Tournament with 9.7 points, 3.7 rebounds and 3.5 assists per game
- Named to the All-Region 23 Team at JC
- Started in 28 games as a freshman, finishing the year with 55 made 3-pointers for a 34.8 percentage
- Led Neshoba Central HS to an unblemished 33-0 record and a 5A State Championship in Mississippi

FASTBREAK WITH CARLY KEATS

- Majoring in anthropology
- Native American part of the Mississippi Band of Choctaw Indians
- An incredible stickball player
- Sister, Cori, plays basketball at East Central and brother, Cohen, plays baseball at Rust College
- Wears #23 because Michael Jordan is her favorite player, and she compares her game to his
- Loves the energy/chemistry Arkansas has as a team

#23 KEATS, Carly

Opponent	Date	GS	MIN	Total		3-Pointers		Free throws		Rebounds				PF	A	TO	BLK	STL	PTS	AVG		
				FG-FGA	PCT	3FG-3FGA	PCT	FT-FTA	PCT	OFF	DEF	TOT	AVG									
ULM	11/07/2023		18:09	0-7	.000	0-6	.000	4-5	.800	0	0	0	0.0	1	0	2	0	2	4	4.0		
Murray St.	11/10/2023		12:28	3-7	.429	3-5	.600	0-0	.000	0	0	0	0.0	0	0	0	0	0	14	9.0		
Little Rock	11/14/2023		24:49	5-13	.385	4-10	.400	0-0	.000	0	4	4	1.3	0	0	1	0	0	14	9.0		
at Arkansas St.	11/17/2023		06:38	1-2	.500	1-2	.500	0-0	.000	0	1	1	1.3	0	1	0	0	0	3	7.5		
Central Ark.	11/20/2023		11:50	0-2	.000	0-2	.000	0-0	.000	0	2	2	1.4	0	0	1	0	0	0	6.0		
vs Wisconsin	11/24/2023		08:27	1-2	.500	0-1	.000	2-2	1.000	1	1	2	1.5	1	0	0	0	0	4	5.7		
vs Marquette	11/25/2023		15:47	3-6	.500	3-5	.600	0-0	.000	0	0	0	1.3	1	0	2	0	0	9	6.1		
at Florida St.	11/30/2023		15:17	1-5	.200	1-3	.333	0-0	.000	0	1	1	1.3	1	0	2	1	0	3	5.8		
UCLA	12/03/2023		26:24	0-6	.000	0-4	.000	2-2	1.000	0	1	1	1.2	1	1	0	0	0	2	5.3		
Louisiana Tech	12/07/2023		22:02	3-9	.333	2-5	.400	0-0	.000	0	2	2	1.3	0	1	0	0	1	8	5.6		
Ark.-Pine Bluff	12/10/2023		12:60	0-2	.000	0-2	.000	0-0	.000	0	0	0	1.2	0	1	0	0	0	0	5.1		
Samford	12/16/2023		13:15	3-6	.500	1-3	.333	0-0	.000	0	0	0	1.1	1	0	0	0	0	7	5.3		
vs Illinois	12/20/2023		10:25	1-2	.500	0-1	.000	0-1	.000	0	0	0	1.0	0	0	0	0	0	2	5.0		
vs UIC	12/21/2023		15:15	1-4	.250	0-2	.000	0-0	.000	0	2	2	1.1	0	0	0	2	0	2	4.8		
UIW	12/31/2023		14:57	0-1	.000	0-1	.000	0-0	.000	0	1	1	1.1	1	1	0	0	0	0	4.5		
at Kentucky	01/04/2024		18:12	3-5	.600	3-5	.600	1-2	.500	0	1	1	1.1	1	0	0	1	0	10	4.8		
Georgia	01/07/2024	*	40:00	7-16	.438	2-10	.200	0-0	.000	0	1	1	1.1	2	2	1	0	1	16	5.5		
Mississippi St.	01/11/2024	*	36:53	4-11	.364	3-8	.375	1-1	1.000	0	0	0	1.0	4	1	3	0	0	12	5.8		
at Alabama	01/14/2024	*	34:30	3-9	.333	0-5	.000	1-1	1.000	0	1	1	1.0	1	0	1	0	0	7	5.9		
at LSU	01/21/2024	*	33:05	3-9	.333	2-7	.286	0-0	.000	1	3	4	1.2	1	1	0	0	0	8	6.0		
Kentucky	01/25/2024	*	39:22	6-15	.400	2-5	.400	0-0	.000	1	1	2	1.2	0	3	1	0	2	14	6.4		
at Missouri	01/28/2024	*	05:35	0-1	.000	0-1	.000	0-0	.000	0	1	1	1.2	1	0	0	0	0	0	6.1		
Missouri	02/18/2024		25:11	4-9	.444	2-4	.500	1-1	1.000	0	1	1	1.2	0	0	1	0	0	11	6.3		
at Texas A&M	02/22/2024		22:31	1-7	.143	0-3	.000	0-0	.000	0	1	1	1.2	0	1	1	0	0	2	6.1		
Totals			6	484:04	.340	53-156	.340	29-100	.290	12-15	.800	3	25	28	1.2	17	13	16	4	6	147	6.1

Player Averages

Games Played	Minutes/game	Points/game	FG Pct	3FG Pct	FT Pct	Rebounds/game	Assists/game	Turnovers/game	Assist/Turnover ratio	Steals/game	Blocks/game
24	20.2	6.1	34.0	29.0	80.0	1.2	0.5	0.7	0.8	0.3	0.2

CAREER STATISTICS

SEASON	TEAM	GP-GS	MIN/AVG	Field Goals		3-Point		F-Throws		Rebounds				Scoring						
				FG-FGA	FG%	3FG-3FGA	3FG%	FT-FTA	FT%	OFF	DEF	TOT	AVG	PF-FO	A	TO	BLK	STL	PTS	AVG
2023-24	Ark	24-6	484/20.2	53-156	.340	29-100	.290	12-15	.800	3	25	28	1.2	17-0	13	16	4	6	147	6.1
TOTAL		24-6	484/20.2	53-156	.340	29-100	.290	12-15	.800	3	25	28	1.2	17-0	13	16	4	6	147	6.1



34 Jenna Lawrence | Fr. | 6-3 | F | Farmington, Ark. (Farmington HS)

LAWRENCE BENCHMARK STATS

SEASON HIGHS

Points	10	vs. LA Tech	12-7-23
FG Made	3	vs. LA Tech	12-7-23
FG Att.	5	at #10/9 LSU	1-21-24
3FG Made	2	vs. Miss. State	1-11-24
3FG Att.	5	at #10/9 LSU	1-21-24
FT Made	3	vs. LA Tech	12-7-23
FT Att.	4	vs. LA Tech	12-7-23
Off. Reb.	2	vs. Samford	12-16-23*
Def. Reb.	4	vs. Kentucky	1-25-24
Rebounds	5	vs. Kentucky	1-25-24*
Assists	1	vs. Kentucky	1-25-24*
Blocks	1	at Missouri	1-28-24*
Steals	2	at Missouri	1-28-24*
Minutes	17	at #10/9 LSU	1-21-24

CAREER HIGHS

Points	10	vs. LA Tech	12-7-23
FG Made	3	vs. LA Tech	12-7-23
FG Att.	5	at #10/9 LSU	1-21-24
3FG Made	2	vs. Miss. State	1-11-24
3FG Att.	5	at #10/9 LSU	1-21-24
FT Made	3	vs. LA Tech	12-7-23
FT Att.	4	vs. LA Tech	12-7-23
Off. Reb.	2	vs. Samford	12-16-23*
Def. Reb.	4	vs. Kentucky	1-25-24
Rebounds	5	vs. Kentucky	1-25-24
Assists	1	vs. Kentucky	1-25-24*
Blocks	1	at Missouri	1-28-24*
Steals	2	at Missouri	1-28-24*
Minutes	17	at #10/9 LSU	1-21-24

SEC HIGHS

Points	6	vs. Miss. State	1-11-24
FG Made	2	vs. Miss. State	1-11-24
FG Att.	5	at #10/9 LSU	1-21-24
3FG Made	2	vs. Miss. State	1-11-24
3FG Att.	5	at #10/9 LSU	1-21-24
FT Made	1	at Tennessee	2-12-24*
FT Att.	2	at Alabama	1-14-24
Off. Reb.	1	at Missouri	1-28-24*
Def. Reb.	4	vs. Kentucky	1-25-24
Rebounds	5	vs. Kentucky	1-25-24
Assists	1	vs. Kentucky	1-25-24*
Blocks	1	at Missouri	1-28-24*
Steals	2	at Missouri	1-28-24
Minutes	17	at #10/9 LSU	1-21-24

NOTABLES

Stat	23-24	Career
Double Figure Pts	1	1
Double Figure Rebs	-	-
Double-Doubles	-	-
5+ Assists	-	-
3+ Blocks	-	-
3+ Steals	-	-
Led Team in Pts	-	-
Led Team in Reb	-	-
20+ Points	-	-
30+ Points	-	-

* Most Recent

GAME NOTES

- Logged three points and two rebounds in 11 minutes at Tennessee
- Came up with a huge 3-pointer at buzzer to put the Hogs up for good at Missouri
- Logged first career double-digit scoring game vs. LA Tech, tallying 10 points off 3-of-4 shooting
- Four-star prospect, No. 61 player in the country, according to 2023 HoopGurlz Recruiting Rankings
- A proven winner, coming off leading Farmington HS to the 4A girls state championship and being named MVP, as the Cardinals finished the season on a 26-game winning streak and ended 36-1
- Averaged 18.7 points, 7.1 rebounds & 1.5 blocks per game, while knocking down 99 3-pointers, as a senior
- Won state championships at Melbourne HS as a sophomore before transferring to Farmington
- Tabbed Arkansas Democrat Gazette Player of the Year this past season
- Eclipsed 2,000 career points and 1,000 career rebounds in high school

FASTBREAK WITH JENNA LAWRENCE

- Wears #34 because it was her mom's number
- Calls Farmington home now but wants everyone to know her roots are in Melbourne, Arkansas
- Loves being so close to home so her family and friends can watch her play all of the time
- Her parents are her biggest inspiration
- Was a talented softball player who could pitch and hit homers
- Greatest strength is shooting but also is a great defender, can block shots and has good coordination for her size

#34 LAWRENCE, Jenna

Opponent	Date	GS	MIN	Total			3-Pointers		Free throws		Rebounds				PF	A	TO	BLK	STL	PTS	AVG
				FG-FGA	PCT	3FG-3FGA	PCT	FT-FTA	PCT	OFF	DEF	TOT	AVG								
Murray St	11/10/2023		08:20	0-3	.000	0-2	.000	0-0	.000	0	1	1	1.0	0	0	1	1	1	0	0.0	
Little Rock	11/14/2023		08:00	1-3	.333	0-2	.000	1-2	.500	2	1	3	2.0	1	1	0	1	0	3	1.5	
Central Ark.	11/20/2023		05:02	0-1	.000	0-1	.000	0-0	.000	1	0	1	1.7	1	0	0	0	0	1.0		
vs Marquette	11/25/2023		05:11	0-0	.000	0-0	.000	0-0	.000	0	0	0	1.3	0	0	0	0	0	0.8		
UCLA	12/03/2023		07:39	0-0	.000	0-0	.000	0-0	.000	0	0	0	1.0	0	0	1	1	2	0.6		
Louisiana Tech	12/07/2023		11:59	3-4	.750	1-2	.500	3-4	.750	0	1	1	1.0	3	0	0	0	10	2.2		
Samford	12/16/2023		08:37	1-2	.500	1-2	.500	0-0	.000	2	3	5	1.6	0	0	0	0	0	3	2.3	
vs Illinois	12/20/2023		12:45	1-1	1.000	0-0	.000	0-0	.000	0	2	2	1.6	1	0	0	1	1	2	2.3	
vs UIC	12/21/2023		09:45	1-2	.500	1-1	1.000	0-0	.000	0	1	1	1.6	3	0	0	1	0	3	2.3	
UIW	12/31/2023		14:10	0-1	.000	0-1	.000	0-0	.000	0	2	2	1.6	2	0	0	0	0	0	2.1	
at Kentucky	01/04/2024		04:37	0-1	.000	0-1	.000	0-0	.000	0	2	2	1.6	0	0	2	0	0	0	1.9	
Georgia	01/07/2024		03:38	0-1	.000	0-1	.000	0-0	.000	0	0	0	1.5	0	0	0	0	0	0	1.8	
Mississippi St.	01/11/2024		06:31	2-3	.667	2-3	.667	0-0	.000	1	1	2	1.5	0	1	0	1	0	6	2.1	
at Alabama	01/14/2024		05:20	1-1	1.000	0-0	.000	1-2	.500	1	3	4	1.7	0	0	0	0	0	3	2.1	
at LSU	01/21/2024		17:36	1-5	.200	1-5	.200	0-0	.000	0	3	3	1.8	1	0	0	0	0	3	2.2	
Kentucky	01/25/2024		14:39	1-3	.333	0-2	.000	0-0	.000	1	4	5	2.0	2	1	1	1	0	2	2.2	
at Missouri	01/28/2024		08:39	1-1	1.000	1-1	1.000	0-0	.000	1	2	3	2.1	2	0	0	1	2	3	2.2	
Alabama	02/01/2024		01:17	0-0	.000	0-0	.000	0-0	.000	0	0	0	1.9	1	0	1	0	0	0	2.1	
at Tennessee	02/12/2024		11:01	1-3	.333	1-3	.333	0-0	.000	1	1	2	1.9	2	0	0	0	0	3	2.2	
Totals		0	164:46	14-35	.400	8-27	.296	5-8	.625	10	27	37	1.9	19	3	6	8	6	41	2.2	

Player Averages

Games Played	Minutes/game	Points/game	FG Pct	3FG Pct	FT Pct	Rebounds/game	Assists/game	Turnovers/game	Assist/Turnover ratio	Steals/game	Blocks/game
19	8.7	2.2	40.0	29.6	62.5	1.9	0.2	0.3	0.5	0.3	0.4

CAREER STATISTICS

SEASON	TEAM	GP-GS	MIN/AVG	Field Goals		3-Point		F-Throws		Rebounds				Scoring						
				FG-FGA	FG%	3FG-3FGA	3FG%	FT-FTA	FT%	OFF	DEF	TOT	AVG	PF	FO	A	TO	BLK	STL	PTS
2023-24	Ark	19-0	165/8.7	14-35	.400	8-27	.296	5-8	.625	10	27	37	1.9	19-0	3	6	8	6	41	2.2
TOTAL		19-0	165/8.7	14-35	.400	8-27	.296	5-8	.625	10	27	37	1.9	19-0	3	6	8	6	41	2.2



44 Maryn Archer | Fr. | 5-8 | G | Derby, Kan. (Derby HS)

ARCHER BENCHMARK STATS

N/A

SEASON HIGHS

CAREER HIGHS

SEC HIGHS

NOTABLES

N/A

N/A

Stat	23-24	Career
Double Figure Pts	-	-
Double Figure Rebs	-	-
Double-Doubles	-	-
5+ Assists	-	-
3+ Blocks	-	-
3+ Steals	-	-
Led Team in Pts	-	-
Led Team in Reb	-	-
20+ Points	-	-
30+ Points	-	-

* Most Recent

GAME NOTES

- Has not seen the court as a Hog
- Enrolled early in January
- Three-star prospect and ranked as No. 29 by Prep Girls and No. 75 by Blue Star
- Voted to the Run 4 Roses All-Tournament First Team after dropping 31 points on just 11 shots to lead SW Elite, her AAU team, to the championship game in Louisville
- Paced Derby HS in assists and steals during her junior season, finishing with 10.0 points, 3.5 rebounds, 4.6 assists and 2.8 steals per game
- Played on two different high school teams, leading those squads to state during freshman and junior seasons
- Tabbed DerbyInformer.com Female Comeback Player of the Year

FASTBREAK WITH MARYN ARCHER

- Majoring in clinical psychology
- One of six siblings (second to youngest)
- Wears #44 because her brother (Braden) wore it in college (football player)
- Favorite memory of playing basketball is going up against her brothers in their driveway
- Ran the 400m and 4x400 relay in high school
- Favorite ice cream flavor: Oreo

Has not appeared in an Arkansas game during 2023-24 season

CAREER STATISTICS

Has not appeared in an Arkansas game



55 Emrie Ellis | Jr. | 6-3 | F | Vanoss, Okla. (Vanoss HS)

ELLIS BENCHMARK STATS

Points	6	at A-State	11-17-23
FG Made	2	vs. Kentucky	1-25-24*
FG Att.	3	vs. Kentucky	1-25-24*
3FG Made	2	at A-State	11-17-23
3FG Att.	2	at #10/9 LSU	1-21-24*
FT Made	2	vs. UCA	11-20-23
FT Att.	2	vs. UCA	11-20-23
Off. Reb.	1	at Florida	2-8-24*
Def. Reb.	4	vs. Little Rock	11-14-23
Rebounds	4	vs. Little Rock	11-14-23
Assists	1	vs. LA Tech	12-7-23*
Blocks	3	at Tennessee	2-12-24*
Steals	N/A		
Minutes	16	vs. Kentucky	1-25-24

SEASON HIGHS

Points	11	vs. Auburn	2-10-22
FG Made	4	vs. Auburn	2-10-22
FG Att.	7	vs. Auburn	2-10-22*
3FG Made	2	at A-State	11-17-23
3FG Att.	3	vs. 1/1 SC	1-17-22*
FT Made	3	vs. Auburn	2-10-22
FT Att.	4	vs. Auburn	2-10-22
Off. Reb.	3	at Vanderbilt	2-9-23*
Def. Reb.	5	at Missouri	2-13-22
Rebounds	8	at Missouri	2-13-22
Assists	2	at Vanderbilt	1-6-22*
Blocks	5	vs. UAPB	11-12-21
Steals	1	vs. Texas Tech	3-24-23*
Minutes	27	vs. Auburn	2-10-22

CAREER HIGHS

Points	11	vs. Auburn	2-10-22
FG Made	4	vs. Auburn	2-10-22
FG Att.	7	vs. Auburn	2-10-22*
3FG Made	1	vs. Kentucky	1-25-24*
3FG Att.	3	vs. 1/1 SC	1-17-22
FT Made	3	vs. Auburn	2-10-22
FT Att.	4	vs. Auburn	2-10-22
Off. Reb.	3	at Vanderbilt	2-9-23*
Def. Reb.	5	at Missouri	2-13-22
Rebounds	8	at Missouri	2-13-22
Assists	2	vs. Vanderbilt	1-6-22*
Blocks	3	at Tennessee	2-12-24
Steals	1	at Alabama	1-20-22
Minutes	27	vs. Auburn	2-10-22

SEC HIGHS

Stat	21-22	22-23	23-24	Career
Double Figure Pts	1	-	-	1
Double Figure Rebs	-	-	-	-
Double-Doubles	-	-	-	-
5+ Assists	-	-	-	-
3+ Blocks	2	-	2	4
3+ Steals	-	-	-	-
Led Team in Pts	-	-	-	-
Led Team in Reb	-	-	-	-
20+ Points	-	-	-	-
30+ Points	-	-	-	-

NOTABLES

* Most Recent

GAME NOTES

- Played six minutes off the bench at Texas A&M
- Has been out eight total games this season dealing w/ Tommy John, a rare basketball injury in her elbow
- Logged six points going 2-of-2 from 3-point at Arkansas State, which provided a huge spark
- Coach Neighbors regularly credits how tough of a player she is
- Played 28 games off the bench last season
- Recorded a season-high seven points with two blocks against Texas A&M last season
- Blocked five shots against UAPB in 2021, the most by a freshman Razorback since 2014
- Best career performance came against Auburn, tallying 11 points and five boards as a freshman
- Led the state of Oklahoma in rebounds and blocks in 2018

FASTBREAK WITH EMRIE ELLIS

- Majoring in recreation and sport management
- Wears #55 because it was her dad's number
- Chose Arkansas because of Coach Neighbors' style of play
- Favorite type of food is Mexican and favorite place to eat in Fayetteville is Mojitos
- Started playing basketball when she was four and quit to play softball but quickly came back to it after realizing it was her favorite sport to play
- Would tell people she wanted to be a nurse when she grew up

#55 ELLIS, Emrie

Opponent	Date	GS	MIN	Total		3-Pointers		Free throws		Rebounds				PF	A	TO	BLK	STL	PTS	AVG		
				FG-FGA	PCT	3FG-3FGA	PCT	FT-FTA	PCT	OFF	DEF	TOT	AVG									
Little Rock	11/14/2023		05:35	1-3	.333	0-1	.000	0-0	.000	0	4	4	4.0	1	0	0	0	0	2	2.0		
at Arkansas St.	11/17/2023		12:56	2-2	1.000	2-2	1.000	0-0	.000	0	0	0	2.0	4	1	0	0	0	6	4.0		
Central Ark.	11/20/2023		09:47	0-0	.000	0-0	.000	2-2	1.000	1	1	2	2.0	1	0	1	0	2	3.3			
vs Wisconsin	11/24/2023		09:30	0-0	.000	0-0	.000	0-0	.000	1	0	1	1.8	2	0	0	0	0	2.5			
vs Marquette	11/25/2023		11:16	0-1	.000	0-0	.000	0-0	.000	0	0	0	1.4	2	0	0	0	0	2.0			
at Florida St.	11/30/2023		12:07	0-1	.000	0-0	.000	0-0	.000	0	2	2	1.5	1	0	1	0	0	1.7			
UCLA	12/03/2023		11:29	1-1	1.000	1-1	1.000	0-0	.000	0	1	1	1.4	1	0	0	2	0	3	1.9		
Louisiana Tech	12/07/2023		11:29	0-1	.000	0-0	.000	0-0	.000	0	1	1	1.4	1	1	0	0	0	1.6			
Georgia	01/07/2024		05:09	0-0	.000	0-0	.000	0-0	.000	0	0	0	1.2	0	0	0	0	0	1.4			
Mississippi St.	01/11/2024		02:25	0-1	.000	0-0	.000	0-0	.000	0	1	1	1.2	2	0	0	0	0	1.3			
at LSU	01/21/2024		09:59	0-2	.000	0-2	.000	0-0	.000	0	1	1	1.2	2	0	0	0	0	1.2			
Kentucky	01/25/2024		16:18	2-3	.667	1-2	.500	0-0	.000	0	1	1	1.2	2	0	1	2	0	5	1.5		
at Missouri	01/28/2024		05:43	0-0	.000	0-0	.000	0-0	.000	0	1	1	1.2	0	0	0	0	0	1.4			
Alabama	02/01/2024		08:03	0-3	.000	0-1	.000	0-0	.000	2	0	2	1.2	1	1	0	0	0	1.3			
Auburn	02/04/2024		08:46	0-0	.000	0-0	.000	0-0	.000	0	0	0	1.1	2	0	0	2	0	1.2			
at Florida	02/08/2024		03:03	1-2	.500	0-1	.000	0-0	.000	1	1	2	1.2	0	0	2	0	0	2	1.3		
at Tennessee	02/12/2024		09:40	0-0	.000	0-0	.000	0-0	.000	0	0	0	1.1	3	0	1	3	0	1.2			
Missouri	02/18/2024		04:15	0-1	.000	0-0	.000	0-0	.000	0	1	1	1.1	0	0	0	0	0	1.1			
at Texas A&M	02/22/2024		05:42	0-0	.000	0-0	.000	0-0	.000	0	0	0	1.1	0	0	0	0	0	1.1			
Totals				0	163:12	7-21	.333	4-10	.400	2-2	1.000	5	15	20	1.1	25	3	6	13	0	20	1.1

Player Averages

Games Played	Minutes/game	Points/game	FG Pct	3FG Pct	FT Pct	Rebounds/game	Assists/game	Turnovers/game	Assist/Turnover ratio	Steals/game	Blocks/game
19	8.6	1.1	33.3	40.0	100.0	1.1	0.2	0.3	0.5	0.0	0.7

CAREER STATISTICS

SEASON	TEAM	GP-GS	MIN/AVG	Field Goals		3-Point		F-Throws		Rebounds				Scoring						
				FG-FGA	FG%	3FG-3FGA	3FG%	FT-FTA	FT%	OFF	DEF	TOT	AVG	PF-FO	A	TO	BLK	STL	PTS	AVG
2021-22	Ark	27-0	293/10.9	33-85	.388	3-24	.125	9-13	.692	19	37	56	2.1	40-1	15	22	22	2	78	2.9
2022-23	Ark	28-0	218/7.8	10-32	.313	4-13	.308	5-8	.625	6	30	36	1.3	25-0	4	11	3	2	29	1.0
2023-24	Ark	19-0	163/8.6	7-21	.333	4-10	.400	2-2	1.000	5	15	20	1.1	25-0	3	6	13	0	20	1.1
TOTAL		74-0	675/9.1	50-138	.362	11-47	.234	16-23	.696	30	82	112	1.5	90-1	22	39	38	4	127	1.7



Official Basketball Box Score - Final
Georgia at Arkansas
01/07/24 Bud Walton Arena, Fayetteville
2023-24 Women's Basketball

Game Time: 1:00 PM
Game Duration: 1:45
Attendance: 3,993

Officials: Gina Cross, Kevin Pethel, Angelica Siffren

Main box score table for Georgia vs Arkansas, including player stats, team totals, and shooting by period.

Main box score table for Arkansas vs Georgia, including player stats, team totals, and shooting by period.

Summary statistics table for Georgia vs Arkansas, including Biggest lead, Best Scoring Run, and other key metrics.



Official Basketball Box Score - Final
Mississippi St. at Arkansas
01/11/24 Bud Walton Arena, Fayetteville
2023-24 Women's Basketball

Game Time: 8:00 PM
Game Duration: 1:50
Attendance: 2,627

Officials: Dee Kantner, Fatou Cassoko-Stephens, Brenda Partaja

Main box score table for Mississippi State vs Arkansas, including player stats, team totals, and shooting by period.

Main box score table for Arkansas vs Mississippi State, including player stats, team totals, and shooting by period.

Summary statistics table for Arkansas vs Mississippi State, including Biggest lead, Best Scoring Run, and other key metrics.



Official Basketball Box Score - Final
Arkansas at Alabama
01/14/24 Coleman Coliseum, Tuscaloosa
2023-24 Women's Basketball

Game Time: 2:00 PM
Game Duration: 1:52
Attendance: 2,467

Officials: Michael McConnell, Natasha Camy, Teresa Stack

Main box score table for Arkansas vs Alabama, including player stats, team totals, and shooting by period.

Main box score table for Alabama vs Arkansas, including player stats, team totals, and shooting by period.

Summary statistics table for Alabama vs Arkansas, including Biggest lead, Best Scoring Run, and other key metrics.



Official Basketball Box Score - Final
Arkansas at LSU
01/21/24 Maravich Assembly Center, Baton Rouge
2023-24 Women's Basketball

Game Time: 4:00 PM
Game Duration: 1:48
Attendance: 12,873

Officials: Angelica Siffren, Marj Forsburg, Billy Smith

Main box score table for Arkansas vs LSU, including player stats, team totals, and shooting by period.

Main box score table for LSU vs Arkansas, including player stats, team totals, and shooting by period.

Summary statistics table for LSU vs Arkansas, including Biggest lead, Best Scoring Run, and other key metrics.

TV/RADIO CHART



Taliah Scott

0

Fr. | G | FR | 5-9
Orange Park, Fla.
St. Johns Country Day
Major: History

GP-GS	PPG	RPG	APG	MPG
20-19	22.1	3.3	1.5	36.4
Season Highs:	34 (11/17)	6 (12/21)	4 (12/31)	40 (2/4)

- Career Highs: Same
- Averaged 25.3 PPG in her past three game appearances, missed past two games due to serious family issue
 - Tied SEC Freshman of the Week record at Arkansas with five
 - Logged 29 points vs. ULM, most by a freshman in Arkansas debut
 - Was leading SEC in points/gm and only player to average 20.0+ PPG
 - Doesn't show up on stats due to playing less than 75 percent of games
 - No. 11 ranked 2023 player in the country and five-star prospect
 - Named McDonald's All-American and Florida Gatorade POY



Samara Spencer

2

Jr. | G | 2L | 5-7
Fort Lauderdale, Fla.
St. Thomas Aquinas
Major: Rec & Sport Management

GP-GS	PPG	RPG	APG	MPG
28-28	14.0	4.7	3.6	34.2
Season Highs:	31 (1/14)	14 (1/14)	7 (1/21)	39 (1/14)

- Career Highs: 32 (12/4/22)
- Logged 24 points, three rebounds, two assists & two blocks at TAMU
 - Second in FTM (109) & minutes/gm & third FTA (145) in the SEC
 - In SEC games, second in minutes/gm (37.1), fourth in assists/gm (4.3) & 10th in scoring (16.5)
 - Became 33rd member of 1K club at Arkansas w/ 15 points at FSU
 - No. 11 in career assists (352), fourth in SEC among active players
 - Leading returning scorer w/ 14.4 PPG and a team-leading 154 assists
 - 2022 SEC Freshman of the Year, first for Arkansas since 2009



Saylor Poffenbarger

4

R-So. | G | 1L/TR | 6-2
Middletown, Md.
Middletown/UConn
Major: Communications

GP-GS	PPG	RPG	APG	MPG
27-27	10.7	11.8	1.6	32.2
Season Highs:	24 (1/28)	23 (11/30)	4 (1/7)	32 (1/11)

- Career Highs: 24 (1/28)
- Logged seven points, nine rebounds, two assists & two blocks at TAMU
 - Matched career-high 24 points off eight 3-pointers, second most in a game in school history at Missouri
 - Has logged four 19+ rebound games & has eight double-doubles
 - Broke single-game record in rebounds w/ 23 at #15 FSU
 - Leads SEC in def. rebounds/gm (9.8) & second in rebounds/gm, second & fifth in NCAA, & 318 boards is fourth most in school history
 - No. 2 in career defensive rebounds in school history (489)
 - Tabbed to All-SEC Freshman Team and five-time SEC FOW



Bea Franklin

8

Gr. | G | GR | 5-10
Seattle, Wash.
Seattle Prep
Major: Nursing

GP-GS	PPG	RPG	APG	MPG
3-0	0.0	0.3	0.0	2.9
Season Highs:	N/A	1 (12/7)	N/A	5 (12/7)

- Career Highs: Same
- Drafted third round, No. 41 overall, to Chicago Red Stars in NWSL, has been at training camp for past month
 - Made SEC debut on basketball court w/ 2.5 minutes vs. Georgia
 - Three-sport athlete in HS (soccer, bball and tennis)
 - Led Seattle Prep to 20-9 record, 12-4 in 3A Metro in 2016-17
 - On soccer pitch, named 2023 SEC Midfielder of the Year and SEC Scholar Athlete of the Year
 - Named All-American in grad season, leading Hogs in goals (9), assists (9) and points, and two-time All-SEC recipient



Cristina Sanchez Cerqueira

10

Fr. | F | FR | 6-1
Granada, Spain
Segle XXI
Major: Kinesiology

GP-GS	PPG	RPG	APG	MPG
16-0	0.6	1.1	0.1	4.8
Season Highs:	2 (1/25)	3 (12/31)	1 (11/20)	11 (12/7)

- Career Highs: Same
- Coming off one block and played four minutes at Tennessee
 - Has scored in five games and pulled down 2+ rebounds in five
 - A member of the Spanish National Team
 - Played at FIBA U18 3x3 World Cup in Hungary and European Youth Olympic Festival 3x3 in Slovenia
 - With Segle XXI, played in 26 games during the 2022-23 season to average 6.4 points, 5.4 rebounds and 1.3 steals per game



Karley Johnson

20

So. | G | 1L | 5-9
Oklahoma City, Okla.
Mustang
Major: Family Science

GP-GS	PPG	RPG	APG	MPG
16-4	2.9	1.6	0.3	16.4
Season Highs:	6 (1/25)	6 (1/25)	3 (2/8)	36 (1/25)

- Career Highs: 14 (1/25)
- Coming off fourth start with two points, one rebound and one block vs. Texas A&M
 - Tallied seven points & three rebounds in 34.5 minutes off the bench at Missouri
 - Earned first start w/ 14 points & six rebounds in 36 minutes vs. Kentucky
 - Has played in 12 of the team's 13 SEC games this season
 - Appeared in 10 games as a true freshman
 - Tabbed a 2022 McDonald's All-American nominee



Loren Lindsey

21

So. | G | 1L | 5-11
Fayetteville, Ark.
Fayetteville
Major: Finance

GP-GS	PPG	RPG	APG	MPG
1-0	0.0	0.0	1.0	3.6
Season Highs:	N/A	N/A	1 (1/14)	3 (11/14)

- Career Highs: N/A
- Made appearance vs. Little Rock, finishing with first career assist
 - Appeared in nine games as a true freshman
 - Made collegiate debut against Central Arkansas
 - Tabbed to the All-Conference 6A West All-Defensive Team
 - Named Northwest Arkansas Democrat Gazette Player of the Week
 - Born and raised in Fayetteville & always wanted to be a Hog



Carly Keats

23

So. | G | JUCO | 5-8
Choctaw, Miss.
Neshoba Central/Jones JC
Major: Anthropology

GP-GS	PPG	RPG	APG	MPG
24-6	6.1	2.2	0.5	20.2
Season Highs:	16 (1/7)	4 (1/21)	3 (1/25)	40 (1/7)

- Career Highs: Same
- Coming off two points, one rebound and one block at TAMU
 - First game back vs. Missouri after being out for four games due to a broken nose, logging 11 points in 25 minutes off the bench
 - Earned first career start & logged career-high 16 points vs. Georgia
 - Has logged 29 triples this year, averaging 1.7/gm in SEC play
 - UCO transfer from Jones College, having led the team to its seventh straight region crown and ticket to NJCAA Tournament
 - Named to All-Region 23 Team at JC
 - Started in 28 games as a freshman at JC, finishing w/ 55 3-pointers



Maryam Dauda

30

R-So. | F | 1L | 6-4
Bentonville, Ark.
Bentonville
Major: International Business

GP-GS	PPG	RPG	APG	MPG
28-28	9.7	1.4	1.4	29.1
Season Highs:	18 (2/18)	13 (1/11)	5 (1/14)	40 (1/14)

- Career Highs: 18 (2/18)
- Coming off 17 points, three steals & two blocks at TAMU
 - Had career-high 18 points vs. Missouri at home
 - Broke school record in single-game blocks w/ 10 & a double-double w/ 12 rebounds & eight points & five assists w/ no fouls at Alabama
 - Delivered buzzer-beater layup vs. Illinois
 - Third in blocks/gm (2.4) in SEC (first in SEC games w/ 2.9), 12th in rebounds/gm & 14th in total blocks (67) in NCAA
 - Appeared in 35 games off the bench, first year back from ACL injury
 - 13th-ranked player, five-star prospect & top post out of high school



Jenna Lawrence

34

Fr. | F | FR | 6-3
Farmington, Ark.
Farmington
Major: Human Nutrition

GP-GS	PPG	RPG	APG	MPG
19-0	2.2	1.9	0.2	8.7
Season Highs:	10 (12/7)	5 (12/16)	1 (1/25)	17 (1/21)

- Career Highs: Same
- Played 11 minutes, logging three points & two rebounds at Tennessee
 - Had buzzer beater 3-pointer at end of third quarter at Missouri
 - Provided spark w/ six points, two boards & one block vs. Miss. State
 - Recorded a career-high 10 points vs. LA Tech
 - Fourth-star prospect, No. 61 player in the country
 - Proven winner, coming off 4A girls state championship & was MVP
 - Averaged 18.7 points, 7.1 rebounds and 1.5 blocks per game with 99 3-pointers made as a senior



Makayla Daniels

43

Gr. | G | 4L | 5-8
Frederick, Md.
Frederick
Major: Rec & Sport Management

GP-GS	PPG	RPG	APG	MPG
28-28	12.3	4.5	2.7	34.0
Season Highs:	26 (2/8)	8 (11/24)	7 (1/25)	40 (1/28)

- Career Highs: 34 (12/21/21)
- Coming off 15 points, seven rebounds and three assists at TAMU
 - Tallied season-high 26 points off five 3-pointers at Florida
 - In SEC, third in minutes/gm, 11th in 3-pointers/gm (1.8) in the SEC, & in league games, sixth in 3% (.365) & seventh in 3s/gm (2.1)
 - Made Fort Myers Tip-Off All-Tournament team
 - Earned spot on All-SEC Preseason Second Team
 - No. 5 on all-time scoring list (896), broke starts & games played records (150) & career minutes (4,421) & tied for No. 3 in all-time steals (239)
 - Started in every game since freshman year & has 97 career wins



Maryn Archer

44

Fr. | G | FR | 5-8
Derby, Kan.
Derby
Major: Sociology

GP-GS	PPG	RPG	APG	MPG
N/A	N/A	N/A	N/A	N/A
Season Highs:	N/A	N/A	N/A	N/A

- Career Highs: Same
- Has not made an appearance in a game
 - Enrolled early last January
 - Three-star prospect out of high school
 - Voted Run 4 Roses All-Tournament First Team after 31-point performance on just 11 shots in championship game
 - Paced Derby HS in assists and steals during junior year
 - Played on two different high school teams, leading both to state



Emrie Ellis

55

Jr. | F | 2L | 6-3
Vanoss, Okla.
Vanoss
Major: Human Resources

GP-GS	PPG	RPG	APG	MPG
19-0	1.1	1.1	0.2	8.6
Season Highs:	6 (1/17)	4 (11/14)	1 (2/1)	16 (1/25)

- Career Highs: 11 (2/10/22)
- Played four minutes at Texas A&M
 - Logged season-high three blocks at Florida State & Tennessee
 - Has missed eight total games this year, recovering from a rare basketball injury in her elbow
 - Splashed two 3-pointers for six points w/ +20 efficiency at A-State
 - Played 28 games off the bench last season
 - Logged five blocks vs. UAPB in 2021, which was the most by a freshman Hog since 2014



Mike Neighbors

HC

7th Year at Arkansas
11th Year Overall
Career: 236-128, Arkansas: 138-87

- Holds the most wins among active Power 5 coaches with 11 years or less of experience
- Has led teams to nine postseason appearances (6 NCAA, 3 WNIT)
- Guided teams to Final Four and two Sweet 16s as head coach
- Coached 11 WNBA Draft picks, six as a head coach
- Holds Arkansas head coaching record for SEC winning percentage
- Has 42 wins over AP Top 25 opponents
- WBCA Board of Directors member






Taliah Scott
Fr. | 5-9 | G
Orange Park, Fla.



Phoenix Stotijn
Fr. | 5-9 | G
Amsterdam, Netherlands



Samara Spencer
Jr. | 5-7 | G
Fort Lauderdale, Fla.



Saylor Poffenbarger
R-So. | 6-2 | G
Middletown, Md.



Bea Franklin
Gr. | 5-10 | G
Seattle, Wash.



Cristina Sánchez Cerqueira
Fr. | 6-1 | G
Granada, Spain



Karley Johnson
So. | 5-9 | G
Oklahoma City, Okla.



Loren Lindsey
So. | 5-11 | G
Fayetteville, Ark.



Carly Keats
So. | 5-8 | G
Choctaw, Miss.



Maryam Dauda
R-So. | 6-4 | F
Bentonville, Ark.



Jenna Lawrence
Fr. | 6-3 | F
Farmington, Ark.



Makayla Daniels
Gr. | 5-9 | G
Frederick, Md.



Maryn Archer
Fr. | 5-7 | G
Derby, Kan.



Emrie Ellis
Jr. | 6-3 | F
Vanoss, Okla.



Mike Neighbors
Head Coach
Seventh Season



Todd Schaefer
Associate Head Coach
Seventh Season



Pauline Love
Assistant Coach
Seventh Season



Lacey Goldwire
Assistant Coach
Fifth Season



Amber Shirey
Director of Operations




Jayci Stone
Director of SA Development



Evan Johnston
Special Assistant to HC/Dir. of Video



Simone Rush
Head Athletic Trainer



Tyler Beckman
S&C Coach