



# GEORGIA BASKETBALL



SID: MIKE MOBLEY // EMAIL: MMOBLEY@SPORTS.UGA.EDU // PHONE: 706-540-7486

## ► 2023-24 SCHEDULE

**OVERALL RECORD: 14-11**

**HOME: 11-4 | AWAY: 3-4 | NEUTRAL: 0-3**

**SEC RECORD: 4-8**

**HOME: 2-4 | AWAY: 2-4**

### NOVEMBER

6	& vs. Oregon (truTV)	L	71-82
10	Wake Forest (SECN)	W	80-77
12	N.C. Central (SECN+)	W	64-54
17	# vs. 12/11 Miami (Fla.) (CBSSN)	L	68-79
19	# vs. Providence (CBSSN)	L	64-71
24	Winthrop (SECN+)	W	78-69
29	% at Florida State (ACCN)	W	68-66

### DECEMBER

1	Mercer (SECN+)	W	80-69
5	Georgia Tech (SECN)	W	76-62
16	High Point (SECN)	W	66-58
20	Mount St. Mary's (SECN+)	W	94-82
22	North Florida (SECN+)	W	78-60
30	Alabama A&M (SECN+)	W	93-73

### JANUARY

6	* at Missouri (SECN)	W	75-68
10	* Arkansas (ESPN)	W	76-66
13	* 5/5 Tennessee (ESPN2)	L	79-85
16	* at South Carolina (ESPN)	W	74-69
20	* at 8/10 Kentucky (SECN)	L	96-105
24	* LSU (SECN)	W	68-66
27	* at Florida (ESPN2)	L	OT-98-102
31	* 24/22 Alabama (SECN)	L	76-85

### FEBRUARY

3	* South Carolina (SECN)	L	62-72
7	* at Mississippi State (SECN)	L	62-75
10	* at Arkansas (SECN)	L	75-78
17	* Florida (SECN)	L	82-88
21	* at Vanderbilt (SECN)		8:30
24	* Auburn (SECN)		6:00
27	* at LSU (SECN)		7:00

### MARCH

2	* Texas A&M (SECN)		6:00
5	* Ole Miss (SECN)		7:00
9	* at Auburn (SECN)		6:30
13-17	SEC Tournament		

& Naismith Hall of Fame Series (Las Vegas)  
# Baha Mar Championship (Nassau, Bahamas)  
% ACC/SEC Challenge  
\* SEC Games  
ALL TIMES EASTERN

## PRO-NUN-SEE-Ā-SHUN GUY'D

0	JABRI (Juh-bree) ABDUR-RAHIM (ab-duhr rah-heem)
2	LAMARIYON (luh-mar-ee-on) "MARI" (mar-ee) Jordan
4	Silas DEMARY (DEM-uh-REE) Jr.
5	Frank ANSELEM-IBE (ann-suh-lem ee-bay)
10	RJ SUNUHARA (soon-uh-har-uh)
12	Matthew-Alexander MONCRIEFFE (mahn-creef)
22	Brandon KLATSKY (klat-ski)
24	Jaden NEWELL (new-uhl)
54	Rusel TCHEWA (chee-wuh)

## GAME 26

## GEORGIA AT VANDERBILT

Wednesday, February 21 || 8:30 p.m. ET || Memorial Gymnasium (14,316) || Nashville, Tenn.



### BULLDOGS

Records: 14-11 overall, 4-8 SEC  
Head Coach: Mike White  
Record at UGA: 30-27 (2nd season)  
Career Record: 273-155 (13th season)



### COMMODORES

Records: 7-18, 2-10 SEC  
Head Coach: Jerry Stackhouse  
Record at VU: 68-87 (5th season)  
Career Record: 68-87 (5th season)

### TV: SEC NETWORK

PLAY-BY-PLAY: Kevin Fitzgerald

COLOR ANALYST: Pat Bradley

RADIO: Georgia Bulldog Network (SiriusXM 392)

PLAY-BY-PLAY: Scott Howard

COLOR ANALYST: Chuck Dowdle

PRODUCER: Adam Gillespie

### SERIES HISTORY VS. VANDERBILT

OVERALL: VU leads, 95-56

IN ATHENS: UGA leads, 37-30

AT VANDERBILT: VU leads, 57-15

NEUTRAL: VU leads, 8-4

LAST MEETING: VU, 85-82, on 1/21/23

WHITE VS. VANDERBILT: 10-7

STACKHOUSE VS. GEORGIA: 4-2

### GEORGIA'S MOST RECENT STARTERS

						GP-GS	MPG	PPG	RPG	Ast.	Blk.	Stl.
1	Jabri Abdur-Rahim	6-8	215	Sr.	G	South Orange, N.J.	25-24	26.7	12.7	3.6	9	9
3	Noah Thomasson	6-4	210	Gr.	G	Houston, Texas	25-25	27.7	12.5	2.9	38	1
4	Silas Demary Jr.	6-5	190	Fr.	G	Raleigh, N.C.	25-25	26.7	9.7	3.9	60	11
23	Jalen DeLoach	6-9	220	Jr.	F	Savannah, Ga.	21-3	12.8	3.5	3.7	10	8
54	Russel Tchewa	7-0	275	Gr.	C	Douala, Cameroon	25-25	24.4	7.6	6.6	26	16

### BULLDOGS OFF THE BENCH

						GP-GS	MPG	PPG	RPG	Ast.	Blk.	Stl.
0	Blue Cain	6-5	194	Fr.	G	Knoxville, Tenn.	25-0	19.5	7.0	2.0	20	6
5	Frank Anselem-Ibe	6-10	215	Sr.	C	Lagos, Nigeria	19-0	8.0	2.4	1.7	2	14
10	RJ Sunahara	6-8	205	Gr.	F	Bay Village, Ohio	12-11	10.3	1.9	1.6	5	3
11	Justin Hill	6-0	185	Sr.	G	Houston, Texas	25-2	24.2	9.2	1.9	92	0
12	Matthew-Alexander Moncrieffe	6-8	217	Sr.	F	Toronto, Ontario	10-3	10.0	1.2	2.1	6	8
13	Dylan James	6-9	207	Fr.	F	Winter Haven, Fla.	10-0	8.2	2.5	1.3	5	3
15	RJ Melendez	6-7	210	Jr.	G	Arecibo, P.R.	25-7	22.4	10.2	4.4	24	5
22	Brandon Klatsky	6-4	170	R-Fr.	G	Colts Neck, N.J.	2-0	2.0	0.0	0.0	0	0
24	Jaden Newell	6-8	219	R-Fr.	F	Destin, Fla.	2-0	2.8	1.0	0.5	0	0

## THE STARTING FIVE:

● Nine Bulldogs have been mixed and matched to comprise eight different starting lineups this season, including five variations in the last six games. Silas Demary Jr., Russel Tchewa and Noah Thomasson have started every game for Georgia.

● Georgia is 24-1 when holding its opponents to less than 70 points during Mike White's two seasons with the Bulldogs – 2-0 in 40s, 7-0 in the 50s and 15-1 in the 60s.

● Noah Thomasson is coming off a season-high 26-point outing against Florida last Saturday. The graduate transfer from Houston leads Georgia with 16 double-digit scoring performances this season and is tied with Jabri Abdur-Rahim for the most 20-point outings with four.

● Silas Demary Jr. is the only freshman in the SEC start every game this season. The Raleigh, N.C., native averaged 8.5 ppg in non-conference play but has upped that to 10.9 ppg in SEC action.

● Georgia entered this week No. 17 nationally in bench points, with UGA's reserves contributing 29.3 ppg. The Bulldogs sport a bench scoring margin of +275 (+11.0 ppg).

## ► INDIVIDUAL LEADERS & TALE OF THE TAPE

GEORGIA					VANDERBILT				
INDIVIDUAL	TEAM	STATISTIC	TEAM	INDIVIDUAL	INDIVIDUAL	TEAM	STATISTIC	TEAM	INDIVIDUAL
Jabri Abdur-Rahim	12.7	76.1	Points Per Game	84.6	14.5	Ezra Manjon			
Russel Tchewa	.556	.433	Field Goal Pct.	.455	.507	Ven-Allen, Lubin			
Jabri Abdur-Rahim	2.2	8.2	3-Pointers Per Game	7.7	1.6	Evan Taylor			
Jabri Abdur-Rahim	.371	.347	3-Point Pct.	.334	.333	Evan Taylor			
Jabri Abdur-Rahim	.880	.730	Free Throw Pct.	.688	.830	Ezra Manjon			
Russel Tchewa	6.6	35.8	Rebounds Per Game	44.4	6.6	Colin Smith			
Justin Hill	3.7	11.9	Assists Per Game	15.2	3.6	Ezra Manjon			
Justin Hill	2.49	1.00	Assist-to-Turnover Ratio	1.24	1.78	Ezra Manjon			
Russel Tchewa	0.6	3.4	Blocks Per Game	5.5	1.1	Ven-Allen Lubin			
Silas Demary Jr.	1.4	6.4	Steals Per Game	6.8	1.7	Tyrin Lawrence			
Noah Thomasson	27.7		Minutes Per Game		31.1	Tyrin Lawrence			

GEORGIA VS. VANDERBILT GAME NOTES // 1

## ► INSIDE THE SERIES(ES)

### TODAY: VANDERBILT

GAMES:	151
STANDING:	VU leads 95-56
LAST WIN:	73-70 on 2/6/21
LAST HOME WIN:	73-70 on 2/6/21
LAST ROAD WIN:	80-78 on 2/22/20
LAST NEUTRAL WIN:	78-62 on 3/7/18
LAST LOSS:	82-86 on 1/21/23
LAST HOME LOSS:	82-86 on 1/21/23
LAST ROAD LOSS:	77-85 on 1/29/22
LAST NEUTRAL LOSS:	51-86 on 3/9/22
LARGEST VICTORY:	31, 101-70 on 2/12/86
LARGEST DEFEAT:	35, 3x last 51-86 on 3/9/22
CURRENT STREAK:	L4

### LAST 5 MEETINGS (VU, 4-1)

2/6/21	Athens	W	73-70
1/15/22	Athens	L	66-73
1/29/22	Nashville	L	77-85
3/9/22	Tampa (SEC)	L	51-86
1/21/23	Athens	L	82-85

### UP NEXT: AUBURN

GAMES:	197
STANDING:	AU leads 100-97
LAST WIN:	76-64 on 1/4/23
LAST HOME WIN:	76-64 on 1/4/23
LAST ROAD WIN:	91-86 on 2/2/21
LAST NEUTRAL WIN:	69-51 on 3/10/11
LAST LOSS:	72-94 on 2/1/23
LAST HOME LOSS:	72-74 on 2/5/22
LAST ROAD LOSS:	72-94 on 2/1/23
LAST NEUTRAL LOSS:	71-79 (OT) on 2/27/80
LARGEST VICTORY:	80, 92-12 on 1/10/1913
LARGEST DEFEAT:	36, 47-83 on 1/27/62
CURRENT STREAK:	L1

### LAST 5 MEETINGS (AU, 3-2)

2/2/21	Auburn	W	91-86
1/19/22	Auburn	L	60-83
2/5/22	Athens	L	72-74
1/4/23	Athens	W	76-64
2/1/23	Auburn	L	72-94

## ► UGA QUICK FACTS

LOCATION:	Athens, Ga.
ENROLLMENT:	40,607 (30,714 undergrad)
FOUNDED:	1785
CONFERENCE:	Southeastern
NICKNAME:	Bulldogs
MASCOT:	Uga XI
COLORS:	Red & Black
PRESIDENT:	Jere W. Morehead (UGA J.D. '80)
FACULTY ATHLETICS REPRESENTATIVE:	David Shipley (Oberlin '72)
J. REID PARKER DIRECTOR OF ATHLETICS:	Josh Brooks (LSU '02)

### UGA: FIRST & STILL FOREMOST

- The University of Georgia was chartered on Jan. 27, 1785 – two years before the U.S. Constitution was signed and four years prior to George Washington was inaugurated as President.
- The nation's first state-chartered university, UGA serves as the birthplace of public higher education in the U.S.
- UGA has been ranked among the nation's top-25 public universities by U.S. News & World Report every year since 2000. UGA was No. 20 in the most recent rankings released in Sept. 2023.

## THE OPENING TIP

Georgia treks to Nashville on Wednesday to face Vanderbilt at Memorial Gymnasium. **The Bulldogs enter the contest at 14-11 overall and 4-8 in SEC play** and looking to end a couple of losing streaks – a six-game overall skid and a four-game road stretch.

The 2023-24 campaign has been a streaky one for the Bulldogs. **Contrary to Georgia's current situation, the Bulldogs recorded winning streaks of 10 games overall, 10 contests at Stegeman Coliseum and three road outings earlier this season.**

**Jabri Abdur-Rahim leads a trio of Bulldogs scoring at a double-digit pace for Georgia at 12.7 ppg.** Noah Thomasson and RJ Melendez are contributing 12.5 ppg and 10.2 ppg, respectively.

Georgia has been more productive and balanced offensively in conference action.

**The Bulldogs are one of three teams with a higher scoring offense in SEC play over non-league games.** Four Bulldogs are averaging double figures in conference games, with Thomasson sporting a team-leading 12.8 ppg. **Five Bulldogs have upped their scoring averages from their non-conference contributions, including Russel Tchewa's jump of 3.1 ppg (from 6.1 to 9.2).**

## SCOUTING THE COMMODORES

**Vanderbilt is 7-18 overall and 2-10 in the SEC entering Wednesday's game. The Commodores are 7-8 at Memorial Gymnasium, including a buzzer-beating 74-73 win over Texas A&M last Tuesday.**

**Ezra Manjon leads Vanderbilt offensively, averaging 14.1 ppg and 3.6 apg.** Tyrin Lawrence and Ven-Allen Lubin also are scoring at a double-figure pace for the Commodores, contributing 13.4 ppg and 11.0 ppg, respectively.

Lawrence has been Vandy's leading scorer in league play, upping his average to 13.7 ppg.

## SERIES HISTORY WITH VANDERBILT

**Vanderbilt owns a 95-56 lead in the all-time series between the Bulldogs and the Commodores, including a 57-15 advantage at games played on the Vandy campus.**

**Georgia last won at Memorial Gymnasium on Feb. 22, 2020, when Tyree Crump knocked-down a 35-footer at the buzzer to give the Bulldogs an 80-78 victory.**

Last season on Jan. 21 in Athens, Jabri Abdur-Rahim posted what was then a career-high 21 points; however, the Bulldogs suffered their first home loss of the season, 85-82, at a sold-out Stegeman Coliseum. The setback snapped

**Georgia's 10-game winning streak at home, which matched the sixth-longest overall and fifth-best single-season stretches of home success ever by the Bulldogs.**

A 3-pointer 85 seconds into the game put Vanderbilt up 3-2, and the Commodores never trailed again.

Georgia trimmed an eight-point halftime deficit to a single possession six times in the second stanza. After Vanderbilt matched its largest lead of the day at 77-65 with 4:51 left, the Bulldogs scored 11 straight to close the gap to 77-76 at the 2:13 mark.

Georgia had possession with a chance to tie or take the lead three times in the final 11 seconds but could not complete the comeback.

**In the Bulldogs' last trip to Memorial Gymnasium on Jan. 29, 2022, Aaron Cook's 18-point performance led a quartet of Bulldogs in double figures in an 85-77 setback.** Noah Baumann and Kario Oquendo chipped in 15 points apiece, and Braelen Bridges added 14.

The Commodores scored the game's first four points and never trailed.

Georgia shot 51.9 percent from the field and 81.0 percent from the line but only connected on just 23.5 percent of its 3-pointers. Conversely, Vanderbilt shot better from 3-point range (52.2 percent) than overall (50.9 percent).

## LAST TIME OUT

Noah Thomasson put up a season-high 26 points to lead a quartet of Bulldogs in double figures; however, Florida rallied from an 11-point, first-half deficit to secure an 88-82 decision over Georgia before a sellout crowd at Stegeman Coliseum last Saturday.

Thomasson scored 17 first-half points to help the Bulldogs open up a 22-11 lead. The Gators trimmed that margin to 46-40 by halftime, took their first lead at 52-50 and never trailed again.

## ► LAST TIME VS. VU

# 19

**Vanderbilt 85,  
Georgia 82**  
1/21/23 • Athens, Ga.

### VANDERBILT (10-9, 3-3)

Player	FGs	3FGs	FTs	Rb	Pf	Pts	A	T	B	S	MP
Lawrence	4-11	0-3	7-11	4	0	15	2	0	0	2	32
Lewis	2-4	2-3	0-0	1	2	6	0	0	0	0	13
Wright	4-12	2-5	2-3	2	4	12	2	4	0	2	34
Stute	5-6	4-4	0-3	6	4	14	2	4	0	1	24
Millora-Brown	2-6	0-0	3-3	11	4	7	2	1	1	0	29
Smith	0-0	0-0	0-0	0	0	0	0	0	0	0	4
Manjon	8-12	0-1	3-3	3	2	19	2	0	1	2	27
Thomas	2-4	2-4	6-6	1	2	12	3	0	0	0	27
Ansong	0-0	0-0	0-0	0	1	0	0	0	0	0	4
Dia	0-1	0-1	0-0	1	3	0	0	1	2	0	6
TEAM						1					
TOTALS	27-56	10-21	21-29	30	22	85	13	10	4	7	200

### GEORGIA (13-6, 3-3)

Player	FGs	3FGs	FTs	Rb	Pf	Pts	A	T	B	S	MP
Roberts	6-14	1-4	2-2	6	4	15	6	1	0	2	26
Oquendo	3-10	1-6	6-9	3	3	13	4	3	1	1	29
Moncrieffe	3-4	0-0	2-4	3	5	8	1	0	0	0	18
McBride	1-5	1-4	1-2	2	1	4	0	1	0	1	29
Bridges	3-5	0-0	4-5	8	3	10	0	3	0	0	24
Abdur-Rahim	6-10	5-8	4-4	1	4	21	1	0	0	0	27
Holt	1-2	1-2	0-0	5	3	3	0	1	0	0	20
Anselem	3-5	0-0	0-0	3	1	6	0	0	1	0	10
Hill	0-2	0-2	2-2	1	0	2	4	1	0	0	14
Ingram	0-2	0-1	0-0	1	0	0	0	0	0	0	3
TEAM						7					2
TOTALS	26-59	9-27	21-28	40	24	82	16	12	2	4	200

Score by Periods	1st	2nd	Tot.	Deadball Rebs.	Tot.
Vanderbilt	44	41	85	Vanderbilt	5
Georgia	36	46	82	Georgia	2

OFFICIALS: Wil Howard, Byron Jarrett, Terry Oglesby. ATT: 10,523.

	VU	UGA
Points in the paint	34	32
Points off turnovers	23	10
2nd chance points	10	10
Bench points	31	32

## NEXT GEN TOP DAWG

Asa Newell, the No. 8 overall prospect in the 247Sports.com composite rankings for the Class of 2024, inked scholarship papers with Georgia during the NCAA's fall signing period. The 6-10, 215-pound power forward is the fifth top-100 prospect to sign with Georgia in the last two recruiting classes.

Newell was one of 12 players selected by USA Basketball for the National Team that will face a team of World team of top 19-and-under international players in the Nike Summit on April 13 in Portland, Ore.

Newell, the younger brother of current Bulldog Jaden Newell, is the second-highest ESPN.com and third-highest 247Sports.com ranked recruit to sign with Georgia during the internet era. He trails only Anthony Edwards (No. 4 in 2019) on the ESPN.com ledger and only Edwards (No. 2) and Lou Williams (No. 6 in 2005) in the 247Sports.com composite list. Edwards went on to become the No. 1 overall pick in the 2020 NBA Draft and is a rising superstar with the Minnesota Timberwolves, while Williams elected to turn pro and enjoyed a 17-year NBA career that includes three NBA Sixth Man of the Year awards.

Newell was a member of USA National Teams for FIBA World Cups the past two summers, capturing a Gold Medal at the 2022 U17 tourney and finishing fourth at the 2023 U19 event.



"Turnovers, live ball turnovers, continue to harm us in some of these close games," head coach Mike White said. "If we take away live ball turnovers and a couple of their offensive rebounds, we'd probably be sitting here feeling a lot different."

## A LOT OF ENTERTAINING OUTINGS DURING THE LAST SIX OUTINGS

Georgia's losing streak has featured a six competitive and somewhat dramatic setbacks. The Bulldogs rallied from 21 points down to force overtime at Florida before falling 102-98. Georgia then owned double-digit leads over both No. 24/22 Alabama and South Carolina before the Tide and Gamecocks rallied. The Bulldogs led for a combined 56:55 of those contests – 33:49 against Alabama and 23:06 versus South Carolina. Georgia trimmed a 13-point deficit to three in Starkville before State surged to victory. The Bulldogs matchup at Arkansas on Feb. 10 featured three ties and five lead changes in the final 3:47 before the Razorbacks secured a three-point decision. Last Saturday, Georgia again led for more than half the game – 21:11 to be exact – and built an 11-point, first-half lead over Florida before the Gators rallied in the second stanza.

## GEORGIA'S MAGIC NUMBER IS ON THE "OTHER" END OF THE FLOOR

The 13th and final rule Dr. James Naismith listed when creating basketball was "The side making the most goals in that time shall be declared the winner." Quite simply, the team that scores the most points wins.

For Georgia, the number of points the opposing team scores has been an extremely strong indicator of success during Mike White's two seasons with the Bulldogs.

Georgia is 24-1 when holding its opponents to less than 70 points during that span and 6-24 when opponents reach the 70-point plateau. The lone loss on that ledger was a 61-55 setback at South Carolina in the 2022-23 regular-season finale.

## BULLDOGS CONTINUE TO SHUFFLE STARTING LINEUP

Nine Bulldogs players have been used to comprise eight different starting fives this season. Georgia mixed and matched seven players to form three different starting quintets over the first 10 outings.

The Bulldogs then settled into the same starting unit for the next 10 contests.

Over the last six games, Georgia has used five different sets of starters.

Silas Demary Jr., Russel Tchewa and Noah Thomasson are the three constants who have started every game. In fact, Demary is the only freshman in the SEC to start every game this season.

## UGA STUDENTS PACKING STEGEMAN

During each of Georgia's six home SEC contests, the Stegeman Coliseum student section has overflowed its capacity of 2,065. When more than 2,065 students show up and there are still remaining unsold seats in Stegeman, they are allowed to occupy the empty locations.

Georgia drew 3,026 students for Arkansas; 2,330 for Tennessee; 2,806 for LSU; 3,208 for Alabama; 2,726 for South Carolina; and 2,175 for Florida

The Stegeman student capacity for six games should be 12,390. In reality, 15,804 students have come through the turnstiles for those contests. The student attendance average of 2,634 per game is 128 percent of "capacity."

## ▶ MIKE WHITE BIO



### MIKE WHITE QUICK FACTS

- Named UGA Basketball's 23rd head coach at 7:54 p.m. ET on March 13, 2022 – just as the NCAA Selection Show ended.
- In 27 seasons as a player and coach, has been part of teams that captured seven conference regular-season titles and earned 17 postseason bids.
- Owns the unique distinction of being named Coach of the Year in three different conferences – 2017 SEC, 2015 Conference USA and 2014 WAC.
- As a head coach, eight of his 12 teams reached 20 wins and nine of 11 earned postseason bids. In 2020, when the NCAA Tournament was canceled, UF was a consensus NCAA pick.
- Florida was one of only six DI programs to win a game during the four NCAA Tournaments held between 2017-21, including a trip to the 2017 "Elite Eight."
- Led Louisiana Tech to three conference titles – 2013 WAC and 2014 and 2015 Conference USA – and produced the best winning percentage (.716) of any coach in program history.
- As an assistant and associate head coach at Ole Miss and Jacksonville State, helped five teams reach 20 wins during his 11 seasons, with the Rebels capturing 2007 and 2010 SEC West titles.
- As a player, was a four-year starter at Ole Miss, including SEC West title teams in 1997 and 1998, and helped the Rebels string together three-consecutive NCAA Tournament bids from 1997-99
- Lists his proudest playing moment as dribbling out the clock of a 72-70 win over Villanova in 1999 to give Ole Miss its first NCAA Tournament victory.
- Married to the former Kira Zschau, an All-SEC volleyball player who has a law degree from Ole Miss, with five children – daughters, Rylee and Maggie; and sons, twins Collin and Keegan and Dillon.

## WHITE SEASON-BY-SEASON

LOUISIANA TECH: 101-40 (.716)			
SEASON	OVERALL	CONF.	POST
2011-12	18-16	6-8	
2012-13	27-7	16-2	NIT
2013-14	29-8	13-3	NIT
2014-15	27-9	15-3	NIT
FLORIDA: 142-88 (.617)			
SEASON	OVERALL	CONF.	POST
2015-16	21-15	9-9	NIT
2016-17	27-9	14-4	NCAA
2017-18	21-13	11-7	NCAA
2018-19	20-16	9-9	NCAA
2019-20	19-12	11-7	Canceled
2020-21	15-10	9-7	NCAA
2021-22	19-13	9-9	NIT
GEORGIA: 30-27 (.526)			
SEASON	OVERALL	CONF.	POST
2022-23	16-16	6-12	
2023-24	14-11	4-8	



## ▶ DOGS IN THE PROS

### CURRENT NBA PLAYERS

#### Kentavious Caldwell-Pope

- The 2013 SEC Player of the Year who is in his 11th season in the league after being the No. 8 overall pick by Detroit in the 2013 NBA Draft.
- **Starter for two NBA Championship teams over the past four seasons – the 2020 L.A. Lakers and the 2023 Denver Nuggets.**
- One of just 33 players to win NBA titles with multiple franchises.

#### Nicolas Claxton

- Selected by Brooklyn with the first pick of the second round in the 2019 NBA Draft, the No. 31 overall player chosen.
- Started 76 games for the Nets during the 2022-23 season, averaging 12.6 ppg and 9.2 rpg.
- **Led the NBA in field goal percentage in 2022-23 (705) and finished second in blocks (2.5 bpg).**

#### Anthony Edwards

- The 2020 SEC Freshman of the Year who was then selected by Minnesota with the No. 1 overall pick in the 2020 Draft.
- **Named an NBA All-Star in 2023, joining Dominique Wilkins as the only former Bulldog to play in the All-Star game.**
- Led the Timberwolves to back-to-back Playoff appearances in 2022 and 2023, a first for the franchise since.
- Scored 4871 points (21.8 ppg) in his first three seasons in the NBA.

#### Terry Roberts

- Georgia's leading scorer last season has joined the Long Island Nets, the NBA G League affiliate of the Brooklyn Nets.

### CURRENT BULLDOGS OVERSEAS

#### Aaron Cook

- Peja of the Kosovo's Superliga

#### Tyree Crump

- Al Kohr of Qatari's QBL

#### Nemanja Djuricic

- Ostrow Wielkopolski of Poland's OBL

#### Mike Edwards

- Orji of Georgia's Superleague

#### John Florveus

- Levsk of the Bulgaria's NBL

#### J.J. Frazier

- Bornova Belediye of Turkey's TBL

#### Rayshaun Hammonds

- Avtodor of the Russia's VTB United League

#### Jordan Harris

- Circus Brussels of Belgium's PBL

#### Jailyn Ingram

- Gostivar of North Macedonian's Prva Liga

#### Travis Leslie

- Kazma of Kuwait's D1

#### Yante Maten

- San-en NP of Japan's B1 League

#### Derek Ogbeide

- Pistoia of Italy's Serie A

#### Gerald Robinson

- Scafati of Italy's Serie A

#### Terrance Woodbury

- Kumamoto Volters of Japan's B2 League

## DESIGNER GENES

We believe that Georgia Basketball's family tree may be the most athletic in the country. Almost every Bulldog has immediate family who competed at the collegiate or professional levels, including:

**Jabari Abdur-Rahim** – his dad, Shareef, was a 2000 Olympic Gold Medalist, 2002 NBA All-Star and current president of the NBA's G League; and five of his uncles (Amir, Muhammad, Tahir, Bilal and Malik) played college basketball.

**Blue Cain** – his mom, the former Myriah Lonergan, played basketball at George Washington and is in GWU's Athletic Hall of Fame; his dad, Chris, played golf at Duke; and his sister, Sophie, is a senior setter on Appalachian State's volleyball team.

**Jalen DeLoach** – his brother, Kalen, is in his third season as a starting linebacker at Florida State; and his sister, Taylor, was a Big Ten champion in the 400-meter relay at Ohio State.

**Silas Demary Jr.** – his dad, Silas Sr., played at Virginia State and was the 2005 Arena Football League Defensive Player of the Year for the L.A. Avengers.

**Justin Hill** – his dad, Keith, played basketball at Michigan State and New Mexico State, where he helped the Aggies reach the NCAA

Tourney; his mom, the former Donna Holt (pictured above), played basketball at Virginia, where she was 1988 ACC Player of the Year and was named to the ACC's Silver Anniversary team in 2002;

**Dylan James** – his brother, Dorian, is a redshirt senior of North Florida's basketball team; and two additional siblings – brother Darius and sister Charla – played basketball at Lynn University.

**Markel Jennings** – is distant cousins on his dad's side with NFL players Vernon and Vontae Davis, who both were multiple Pro Bowl selections.

**Brandon Klatsky** – his dad, Brian, played college basketball at DIII Skidmore; and his brother, Alex, is a redshirt senior on Florida's basketball team.

**Jaden Newell** – his brother, Asa, the No. 8 overall prospect in 247Sports.com Class of 2024 composite rankings, has signed to join him in Athens next season.

**RJ Sunahara** – his dad, Reed, was a two-time All-American in volleyball at UCLA and is the current women's volleyball coach at West Virginia; his mom, the former Laura Rekstis, played volleyball at Cincinnati; his grandfather, Peter Rekstis, played football at Cincinnati; his uncle, Chet Moeller, played football at Navy and was inducted into the College Football Hall of Fame in 2010.

**Noah Thomasson** – his dad, Leon, played football at Texas Southern and for the Atlanta Falcons; and he's distant cousins with Spud Webb on his mom's size.



Justin Hill's mother, the former Donna Holt, was 1988 ACC Player of the Year and owns the league's single-season and career steals records.

### BULLDOGS' BENCH PROVIDING PRODUCTIVITY

Georgia entered this week ranked No. 17 nationally in benching scoring at 29.3 ppg – 38.5 percent of the Bulldogs' average of 75.9 ppg.

The Bulldogs' reserves have outscored their counterparts in 20 of 25 games – every outing other than versus Oregon, at No. 8/10 Kentucky, against South Carolina in Athens, at Arkansas and versus Florida at Stegeman.

Georgia sports an impressive +275 scoring margin in bench points – an advantage of +11.0 ppg.

### DOGS' STATS TRENDING UPWARD IN SEC PLAY

Generally, teams' statistical performances slip slightly once SEC play starts...the whole tougher competition thing.

Conversely, several of Georgia's stats have improved over the Bulldogs' non-conference numbers as outlined to the right.

The Bulldogs are one of only three league teams – along with Tennessee and LSU – scoring more points and SEC foes than they did during November and December.

### INDIVIDUAL SCORING IN SEC ACTION UP TOO

As you would expect with Georgia's team scoring offense improving during SEC play.

No less than five Bulldogs have boosted their point production from non-conference outings to league competition, led by Russel Tchewa's increase of 3.1ppg as outlined to the right.

### ▶ NON.CONF. VS. SEC

STAT	NON	SEC
Scoring Offense.....	75.4	76.9
3FG Pct.....	.344	.350
3FGs Per Game.....	8.0	8.3
Free Throw Pct.....	.696	.771

### ▶ SEC PPG INCREASES

PLAYER	NON	SEC
Noah Thomasson.....	12.5	12.8
Silas Demary Jr.....	8.5	10.9
RJ Melendez.....	9.8	10.7
Justin Hill.....	8.5	9.8
Russel Tchewa.....	6.1	9.2

## A VERY "MADDENING" SCHEDULE

Four of the Bulldogs' six remaining regular-season outings are against teams now featured in the 68-team field of ESPN.com's most recently published edition of Bracketology.

All told, Georgia's 31-game regular-season slate includes 15 matchups – 48.4 percent of the schedule – against teams mentioned in the Feb. 16 version Bracketology. Of those, 13 games are against teams projected to reach the tournament and two are versus Wake Forest and Providence, two of the "first four out" of the bracket.

In addition, Georgia defeated another projected tourney team, Eastern Kentucky, in a preseason charity exhibition.

## ABDUR-RAHIM, MELENDEZ OWN TOP-5 SEASON FT PERCENTAGE MARKS

Jabri Abdur-Rahim and RJ Melendez now own two of the five best single-season free throw percentages in Georgia Basketball history.

A minimum of 50 made free throws are required for inclusion on the Bulldogs' all-time single-season percentage leaders ledger.

Abdur-Rahim surpassed that standard during the Mount St. Mary's game on Dec. 20, just the 11th outing of the season. He has now connected on 103-of-117 (.880) free throws, which equals the fourth-best percentage in school history as outlined to the right.

Melendez met the 50 makes standard while going 4-of-4 at the stripe versus No. 24/22 Alabama on Jan. 31. He is currently 54-of-62 at the line this season, an 87.1 percent conversion rate that is No. 5 all-time among Bulldogs as outlined to the right.

## JABRI SETS GAME MARK, JOINS CAREER PERCENTAGE LINE LEADERS TOO

In addition to his aforementioned season efforts, Jabri Abdur-Rahim owns spots among Georgia's best game and career performers among the Bulldogs' best free throw shooters ever.

Abdur-Rahim's school-record 10-of-10 effort against Mount St. Mary's tied Georgia's single-game record, representing the 15th time a Bulldog converted on nine or more FTs in a single contest.

A minimum of 125 made free throws are needed to be featured among UGA's career FT percentage leaders. Abdur-Rahim has made 223-of-269 FTs while at Georgia, a sizzling 82.9 percent that currently has him tied at No. 3 all-time among Bulldogs as outlined to the right.

## MELENDEZ HAS BULLDOGS' BIGGEST GAME EVER OFF BENCH...WE THINK

RJ Melendez's 35-point performance at Florida on Jan. 27 tied the 20th-highest single-game output ever by a Bulldog. It may be the most points ever off the bench for Georgia.

Box scores determined the vast majority of the scoring efforts tied with and ahead of Melendez were done by starters. In fact, there are only four performances where research has yet to confirm were accomplished by starters as outlined to the right.

It's hard to fathom that Alfred Scott did not start Georgia's 122-2 – yes 122-2, that's not a typo – win over Southeast Christian on Jan. 12, 1918. FYI, that performance stands as the largest margin of victory by any Division I team.

Jacky Dorsey was known to start throughout his career in Athens; however, box scores for the two games haven't been located...we've emailed LSU and Southern Miss, by the way.

Zippy Morocco's contest came during the same season when he set what was the SEC's season scoring record, compiling 590 points...and we've emailed Tennessee too.

## "DON'T LOOK, ETHEL!"...OF BULLDOGS WINNING STREAKS & STUFF

Much of Georgia's 2023-24 season has been of the streaky nature.

Georgia put together a 10-game winning streak from Nov. 24-Jan. 10, tying the fourth-longest in program history and the longest in 75 years since the 1947-48 season as outlined to the right.

Within their 12-3 start, the Bulldogs were 10-0 at Stegeman, equaling the seventh-longest home winning streak and the fifth-longest home streak since Georgia moved into the Coliseum in 1964.

### ▶ UGA SEASON FT PCT.

RK.	PLAYER (SEASON)	PCT.
1.	Channing Toney ('05)	.910
2.	Joe Ward ('84)	.902
3.	J.J. Frazier ('17)	.886
4.	JABRI ABDUR-RAHIM..	.880
5.	RJ MELENDEZ	.871
6.	Lanny Taylor ('70)	.864
7.	Christian Wright ('22)	.861
8.	Juwan Parker ('18)	.859
9.	Jerry Epling ('69)	.858
10.	Juwan Parker ('17)	.856

### ▶ UGA CAREER FT PCT.

RK.	PLAYER	PCT.
1.	J.J. Frazier	.841
2.	Dick McIntosh	.831
3.	JABRI ABDUR-RAHIM..	.829
4.	Juwan Parker	.828
5.	Jerry Epling	.822

### ▶ DID HE GET THE NOD???

#### PTs. PLAYER, GAME

62	Alfred Scott vs. SE Christian (1/12/1918)
43	Jacky Dorsey vs. So. Miss (12/21/74)
41	Jacky Dorsey vs. LSU (1/20/75)
38	Zippy Morocco vs. Tennessee (2/25/53)

### ▶ UGA WIN STREAKS

RK.	SEASON(S)	NO.
1.	1912-13 & 1913-14	16
2.	1930-31	13
3.	1947-48	11
4.	2023-24	10
	1930-31	10

## ▶ HIGHS & LOWS

### UNDER MIKE WHITE

Longest Winning Streak:	.....10, current 11/24/23-1/10/24
Longest SEC Winning Streak:	.....2, 3x most recent 1/6/24-1/10/24
Longest Home Winning Streak:	.....10, 2x most recent 11/24/23-1/10/14
Longest Losing Streak:	.....6, 2x most recent 1/27/24-present
Most points in a game:	.....96 vs. Kentucky (1/20/24)
Most points in a regulation game:	....96 vs. Kentucky
Most points in a home game:	.....94 vs. Mount St. Mary's (12/20/23)
Most points in a road game:	....98 vs. Florida (1/27/24)
Most points in a win:	.....94 vs. The Mount
Most points in a loss:	.....98 vs. Florida (1/27/24)
Fewest points in a game:	..41 vs. Tennessee (1/25/23)
Most points allowed in a game:	.....108 vs. Alabama (2/18/23)
Most points allowed in a home game:	.....88, vs. Florida (2/17/24)
Most points allowed in a road game:	.....108 vs. Alabama (2/18/23)
Most points allowed in a win:	.....82 vs. Mount St. Mary's (2/20/23)
Fewest points allowed in a win:	.....46 vs. Florida A&M (12/2/22)
Largest victory margin:	.....22, 68-46 vs. Florida A&M (12/2/22)
Largest victory margin in an SEC game:	.....12, 76-64 vs. Auburn (1/4/23)
Largest victory margin at home:	.....22, 68-46 vs. Florida A&M (12/2/22)
Largest victory margin on road:	.....7, 75-68 vs. Missouri (1/6/24)
Largest lead:	.....33, 75-42 vs. Alabama A&M (12/20/23)
Largest lead in a loss:	.....16, 37-21 (lost 85-76) vs. Alabama (1/31/2024)
Largest deficit:	.....50, 100-50 vs. Alabama (2/18/23)
Largest deficit in a win:	....17, 61-44 at Florida State (11/29/23) (won 68-66)
Highest FG percentage:	......534 (31-58) vs. Ga Tech (12/6/22)
Highest FG percentage in an SEC game:	......520 (39-75) vs. Florida (1/27/24)
Lowest FG percentage – overall & in SEC game:	......291 (16-55) vs. Tennessee (1/25/23)
Most 3FGs – overall & in SEC game:	.....14, twice last vs. Tennessee (1/13/24)
Highest 3FG percentage:	......550 (11-20) vs. North Florida (12/22/23)
Highest 3FG percentage in an SEC game:	......500 (10-20) vs. Mississippi St. (1/11/23)
Lowest 3FG percentage – overall & in SEC game:	......161 (5-31) vs. Texas A&M (2/4/23)
Most FTs – overall & in SEC game:	.....35 vs. Kentucky (1/20/24)
Highest FT percentage – overall & in SEC game:	......929 (13-14) vs. Ole Miss (1/14/23)
Lowest FT percentage – overall & in SEC game:	......417 (5-12) vs. Tennessee (1/25/23)
Most assists:	.....21 vs. North Florida (12/22/23)
Most assists in an SEC game:	.....16, twice last vs. Kentucky (1/20/24)
Most blocks – overall & in SEC game:	.....7, twice last vs. S. Carolina (1/16/24)
Most steals:	.....15, twice last vs. Alabama A&M (12/30/23)
Most steals in SEC game:	.....15 vs. S. Carolina (1/28/23)



## ► SEC STAT LEADERS

### Among leaders overall...

#### Jabri Abdur-Rahim

- is ranked No. 2 in FT pct at .880
- is ranked No. 10 in 3FGs per game at 2.24

#### Silas Demary Jr.

- is ranked No. 12 in steals at 1.44 spg

#### Justin Hill

- is ranked No. 3 in assist-to-TOs at 2.49
- is ranked No. 10 in assists at 3.68 apg

#### Russel Tchewa

- is ranked No. 10 in rebounds at 6.56 rpg
- is ranked No. 11 in def. rebs. at 4.52 rpg

#### Noah Thomasson

- is ranked No. 13 in 3FGs per game at 2.04

### Among leaders for SEC games only...

#### Jabri Abdur-Rahim

- is ranked No. 8 in FT pct at .878
- is ranked No. 12 in 3FGs per game at 2.25

#### Silas Demary Jr.

- is ranked No. 12 in steals at 1.33 spg

#### Justin Hill

- is ranked No. 5 in assists at 4.17
- is ranked No. 6 in assist-to-TOs at 2.17

#### Russel Tchewa

- is ranked No. 8 in rebounds at 6.83 rpg
- is ranked No. 10 in off. rebs. at 2.58 rpg
- is ranked No. 11 in def. rebs. at 4.25 rpg

#### Noah Thomasson

- is ranked No. 11 in 3FGs per game at 2.33

## ► KEEPING AN EYE ON

### Among UGA's career leaders...

#### Jabri Abdur-Rahim is

- 9 3FGs from co No. 13s Ty Wilson and Ray Harrison
- 15 3FGs from No. 12 Kentavious Caldwell-Pope
- 15 3FGAs from No. 17 Ty Wilson
- 18 3FGAs from No. 16 Terrance Woodbury

### Career statistics wise...

#### Justin Hill is

- 1 assists from 400



## FORZA DOGS...GEORGIA'S TOUR OF ITALY

Georgia got a jump on preparations for the 2023-24 season during the summer when the Bulldogs ventured to Italy for a three-game international tour from July 20-29.

On the hardwood, Georgia defeated different teams from the Italian Club Orange Basket Bassano by 39.3 points per game. Each Bulldog dressed out for two of the three games, with nine different players recording one or more double-figure scoring outputs.

Away from basketball, Georgia spent four days in Rome, one day in Florence and two days in Sorrento. The team toured the traditional sites such as The Vatican City, The Colosseum, The Forum, Pompeii, Amalfi and Positano. The Bulldogs also enjoyed a cooking class where they prepared – and then dined on – their own pasta and tiramisu.

## ANY SCORING COMPARISON TO "ANT" IS IMPRESSIVE

Jabri Abdur-Rahim's 34 points at No. 8/10 Kentucky represented the most by a Bulldog versus a top-10 team since Anthony Edwards' 37-point showing against No. 3 Michigan State on Nov. 26, 2019 in the 2019 Maui Jim Maui Invitational.

Silas Demary Jr.'s 22 points at Kentucky represented the most by a Georgia freshman against a top-10 team since Edwards' 37-point showing against Spartans in Maui.

FYI, Edwards scored 33 points in the second half against the Spartans and those 20 minutes played a pivotal part in him becoming the No. 1 overall pick in the 2020 NBA Draft.

## CAIN, DEMARY MAKE STRONG DEBUTS

Blue Cain and Silas Demary Jr. made key contributions for Georgia in their collegiate debuts against Oregon in the Naismith Hall of Fame Classic.

Demary became the first true freshman to get a starting nod for the Bulldogs in a season opener since Anthony Edwards in 2019. The Raleigh, N.C., native produced a thorough linescore of eight points, five rebounds, two assists and two steals.

Cain became the first true freshman to notch a double-digit scoring output in the season opener since Edwards and Sahvir Wheeler did so in 2019. Cain posted 12 points off the bench by connecting on 5-of-11 shots from the field and matched Demary for the team high with two steals.

## BEWARE: BARKING BENCH MEANS BULLDOGS MAY BITE

Getting "three stops in a row" is an extremely popular analytical indicator quoted by basketball coaches competing on just about every level. At Georgia, a sequence of three stops in a row is recorded as a "bite" for the Bulldogs.

If you notice various members of the bench barking loudly while Georgia is on the defensive end of the floor, that indicates that the Bulldogs have already posted two consecutive defensive stops and are just shy of taking a "bite" out of their opponent's offensive efforts.

## A "MARCH MADNESS" PEDIGREE

Seven Bulldogs played in the NCAA tourney at previous schools.

Third-year Bulldog Jabri Abdur-Rahim was a member of Virginia's roster in 2021 when the Cavaliers won the ACC regular-season title en route to March Madness.

Frank Anselem-Ibe, Justin Hill and Matthew-Alexander Moncrieffe, who are in their second seasons in Athens, also reached the Big Dance. Anselem-Ibe helped Syracuse reach the 2021 Sweet 16. Hill led Longwood to the 2022 tournament. Moncrieffe played in the 2021 NCAA Tournament while at Syracuse.

Georgia newcomers Jalen DeLoach, RJ Melendez and RJ Sunahara bring NCAA Tournament experience as well. DeLoach helped VCU earn an NCAA bid last spring. Melendez was on Illinois teams that reached the 2022 and 2023 tourneys. Sunahara played in a trio of Division II tournaments at Nova Southeastern, including the Sharks perfect 36-0 march to the 2023 national title.

In addition, Russel Tchewa's Texas Tech team was on the NCAA bubble in 2020 before the championship was canceled due to the onset of the COVID-19 pandemic.

## ► 2023-24 OVERALL STATISTICS (14-11) (HOME: 11-4; ROAD: 3-4; NEUTRAL: 0-3)

NO. PLAYER	G-GS	MP-Avg.	FG-FGA	Pct.	3FG-FGA	Pct.	FT-FTA	Pct.	OR	DR	Tot.-Avg.	PF-DQ	A	TO	B	S	Pts.-Avg
1 ABDUR-RAHIM, Jabri	25-24	667:32-26.7	79-213	.371	56-151	.371	103-117	.880	20	70	90-3.6	65-2	9	29	9	19	317-12.7
3 THOMASSON, Noah	25-25	692:39-27.7	118-273	.432	51-137	.372	26-46	.565	13	59	72-2.9	26-0	38	19	1	14	313-12.5
15 MELENDEZ, RJ	25-7	559:12-22.4	90-207	.435	22-82	.268	54-62	.871	32	78	110-4.4	40-0	24	39	5	32	256-10.2
4 DEMARY JR., Silas	25-25	666:42-26.7	71-163	.436	13-42	.310	87-121	.719	8	88	96-3.8	64-2	60	52	11	36	242-9.7
11 HILL, Justin	25-2	606:02-24.2	75-197	.381	22-71	.310	57-88	.648	5	42	47-1.9	28-0	92	37	0	14	229-9.2
54 TCHEWA, Russel	25-25	609:04-24.4	69-124	.556	0-1	.000	51-73	.699	51	113	164-6.6	58-1	26	50	16	12	189-7.6
0 CAIN, Blue	25-0	487:60-19.5	67-160	.419	35-95	.368	6-11	.545	7	43	50-2.0	40-0	20	19	6	15	175-7.0
23 DELOACH, Jalen	21-3	268:15-12.8	29-57	.509	0-0	.000	16-25	.640	27	50	77-3.7	49-1	10	15	8	9	74-3.5
13 JAMES, Dylan	10-0	81:53-8.2	10-16	.625	4-6	.667	1-4	.250	7	6	13-1.3	8-0	5	5	3	2	25-2.5
5 ANSELEM-IBE, Frank	19-0	152:24-8.0	14-23	.609	0-0	.000	18-26	.692	15	18	33-1.7	25-0	2	3	14	1	46-2.4
10 SUNAHARA, RJ	12-11	123:24-10.3	10-18	.556	1-2	.500	2-2	1.000	4	15	19-1.6	13-0	5	8	3	4	23-1.9
12 MONCRIEFFE, M-A	10-3	100:04-10.0	3-13	.231	0-0	.000	6-11	.545	7	14	21-2.1	10-0	6	9	8	2	12-1.2
24 NEWELL, Jaden	2-0	05:39-2.8	0-0	.000	0-0	.000	2-2	1.000	0	1	1-0.5	2-0	0	2	0	1	2-1.0
22 KLATSKY, Brandon	2-0	03:59-2.0	0-1	.000	0-1	.000	0-0	.000	0	0	0-0.0	0-0	0	0	0	0	0-0.0
Team									53	50	103-4.1			9			
<b>Total</b>	<b>25</b>	<b>5025</b>	<b>635-1465</b>	<b>.433</b>	<b>204-588</b>	<b>.347</b>	<b>429-588</b>	<b>.730</b>	<b>249</b>	<b>647</b>	<b>896-35.8</b>	<b>428-6</b>	<b>297</b>	<b>296</b>	<b>84</b>	<b>161</b>	<b>1903-76.1</b>
<b>Opponents</b>	<b>25</b>	<b>5025</b>	<b>670-1547</b>	<b>.433</b>	<b>187-581</b>	<b>.322</b>	<b>334-461</b>	<b>.725</b>	<b>288</b>	<b>659</b>	<b>947-37.9</b>	<b>471-6</b>	<b>361</b>	<b>299</b>	<b>103</b>	<b>163</b>	<b>1861-74.4</b>

BY PERIOD	1st	2nd	OT	Total
Georgia	895	995	13	1903
Opponents	842	1002	17	1861

## TEAM STATISTICS

	UGA	OPP
<b>Scoring</b>	<b>1903</b>	<b>1861</b>
Points per game	76.1	74.4
Scoring margin	+1.7	-
<b>Field goals-att</b>	<b>635-1465</b>	<b>670-1547</b>
Field goal pct	.433	.433
<b>3 point fg-att</b>	<b>204-588</b>	<b>187-581</b>
3-point FG pct	.347	.322
3-pt FG made per game	8.2	7.5
<b>Free throws-att</b>	<b>429-588</b>	<b>334-461</b>
Free throw pct	.730	.725
F-Throws made per game	17.2	13.4
<b>Rebounds</b>	<b>896</b>	<b>947</b>
Rebounds per game	35.8	37.9
Rebounding margin	-2.0	-
<b>Assists</b>	<b>297</b>	<b>361</b>
Assists per game	11.9	14.4
<b>Turnovers</b>	<b>296</b>	<b>299</b>
Turnovers per game	11.8	12.0
Turnover margin	+0.1	-
Assist/turnover ratio	1.0	1.2
<b>Steals</b>	<b>161</b>	<b>163</b>
Steals per game	6.4	6.5
<b>Blocks</b>	<b>84</b>	<b>103</b>
Blocks per game	3.4	4.1
<b>Winning streak</b>	<b>0</b>	<b>-</b>
Home win streak	0	-
<b>Attendance</b>	<b>120751</b>	<b>89782</b>
Home games-Avg/Game	15-8050	7-12826
Neutral site-Avg/Game	-	3-3782

## TEAM RESULTS

DATE	OPPONENT	W-L	SCORE	ATT.
11/06/2023	vs Oregon	L	71-82	7595
11/10/2023	Wake Forest	W	80-77	8176
11/12/2023	N.C. Central	W	64-54	5699
11/17/2023	vs Miami (FL)	L	67-79	1856
11/19/2023	vs Providence	L	64-71	1895
11/24/2023	Winthrop	W	78-69	6046
11/29/2023	at Florida St.	W	68-66	6688
12/01/2023	Mercer	W	80-69	5694
12/05/2023	Georgia Tech	W	76-62	9017
12/16/2023	High Point	W	66-58	6523
12/20/2023	Mount St. Mary's	W	94-82	6045
12/22/2023	North Florida	W	78-60	6603
12/30/2023	Alabama A&M	W	93-73	7793
01/06/2024	at Missouri	W	75-68	12407
01/10/2024	Arkansas	W	76-66	7820
01/13/2024	Tennessee	L	79-85	10523
01/16/2024	at South Carolina	W	74-69	12404
01/20/2024	at Kentucky	L	96-105	20283
01/24/2024	LSU	W	68-66	9243
01/27/2024	at Florida	Lot	98-102	10045
01/31/2024	Alabama	L	76-85	10523
02/03/2024	South Carolina	L	62-72	10523
02/07/2024	at Mississippi St.	L	62-75	8755
02/10/2024	at Arkansas	L	75-78	19200
02/17/2024	Florida	L	82-88	10523

## ► BY THE NUMBERS

### GEORGIA'S RECORD IS...

	Overall	SEC	White
Overall	14-11	4-8	30-27
at Stegeman Coliseum:	11-4	2-4	24-8
on the road:	3-4	2-4	4-14
at a neutral site:	0-3	0-0	2-5
Day Games:	6-8	1-5	11-13
Night Games:	8-3	3-3	19-13
In November:	4-3	0-0	10-5
In December:	6-0	0-0	10-1
In January:	4-4	4-4	8-8
In February:	0-4	0-4	2-11
In March:	0-0	0-0	0-2
On Sunday:	1-1	0-0	3-1
On Monday:	0-1	0-0	3-1
On Tuesday:	2-0	1-0	3-6
On Wednesday:	4-2	2-2	9-5
On Thursday:	0-0	0-0	0-0
On Friday:	4-1	0-0	6-2
On Saturday:	3-8	1-6	6-12

### GEORGIA'S RECORD WHEN...

	Overall	SEC	White
Leading at the half:	11-4	3-3	23-9
Trailing (or tied) at the half:	3-7	1-5	7-18
Shooting 50% or better:	4-3	0-3	5-4
Shooting less than 50%:	10-8	4-5	25-23
Opp. shooting 50% or better:	1-5	0-5	1-12
Opp. shooting 50% or less:	13-6	4-3	29-15
UGA outrebounds opponent:	8-1	3-1	19-6
Opp. outrebounds (or ties) UGA:	6-10	1-7	11-21
UGA shooting 70% or better FTs:	8-8	4-7	20-17
UGA shooting 70% or less FTs:	6-3	0-1	10-10
Game is decided by 1-4 points:	3-2	0-2	7-5
Game is decided by 5-10 points:	6-6	3-5	11-10
Game is decided by >10 pts:	5-3	0-1	12-12
Scoring less than 59 points:	0-0	0-0	1-4
Scoring 60-69 points:	4-4	1-2	11-8
Scoring 70-79 points:	6-4	3-3	13-11
Scoring 80-89 points:	2-1	0-1	3-2
Scoring 90-99 points:	2-2	0-2	2-2
Scoring > 100 points:	0-0	0-0	0-0
Allowing less than 50 points:	0-0	0-0	2-0
Allowing 50-59 points:	2-0	0-0	7-0
Allowing 60-69 points:	9-0	4-0	15-1
Allowing 70-79 points:	2-5	0-3	5-10
Allowing 80-89 points:	1-4	0-3	1-11
Allowing 90 or more points:	0-2	0-2	0-5
0 players in double digits:	0-0	0-0	0-0
1 player in double digits:	0-0	0-0	0-1
2 players in double digits:	1-2	0-1	5-6
3 players in double digits:	5-5	3-3	11-13
4 or more players in double digits:	8-4	1-4	14-7
UGA scores more bench points:	14-6	4-4	28-14
Winning the opening tip:	13-8	4-6	20-15
Scoring first:	9-5	2-4	19-14
Playing overtime:	0-1	0-1	1-1

## ► 2023-24 GAME-BY-GAME TEAM STATISTICS

Game	FGs	Pct.	3FGs	Pct.	FTs	Pct.	OR+DR=Tot.	A	TO	BL	ST	PF	1st+2nd=Pts
vs. Oregon	31-73	.425	6-15	.400	14-29	.483	21+42=63	13	15	9	2	23	40+42=82
Georgia	22-65	.338	10-30	.333	17-30	.567	11+30+41	11	16	8	4	26	30+41=71
Wake Forest	25-64	.391	11-30	.367	16-18	.889	13+28=41	14	13	4	3	18	36+41=77
Georgia	31-55	.470	6-21	.286	12-18	.667	10+28=38	11	7	2	7	15	40+40=80
N.C. Central	18-55	.327	5-21	.238	13-18	.722	12+26=38	11	14	7	6	9	23+31=54
Georgia	19-53	.358	6-25	.240	20-25	.800	10+27=37	12	12	3	9	15	27+37=64
Miami (Fla.)	27-60	.450	7-24	.292	18-19	.947	8+29=37	11	12	1	5	19	39+40=79
Georgia	22-60	.367	9-31	.290	15-22	.682	10+24=34	12	15	2	4	20	29+39=68
Providence	26-56	.464	7-26	.269	12-14	.857	9+30=39	11	15	6	3	15	32+39=71
Georgia	24-63	.381	6-19	.316	10-12	.833	9+20=29	7	11	1	7	15	34+30=64
Winthrop	25-59	.424	3-20	.150	16-23	.696	10+23=33	12	7	2	5	18	29+40=69
Georgia	25-28	.431	9-28	.321	19-21	.905	12+27=39	13	10	5	4	21	36+42=78
at Florida State	22-64	.344	8-22	.364	14-18	.778	13+29=42	10	9	2	2	24	25+41=66
Georgia	22-55	.400	8-25	.320	16-26	.615	10+28=38	11	9	1	4	20	21+47=68
Mercer	27-67	.403	10-23	.435	5-10	.500	10+19=29	20	7	1	8	28	31+38=69
Georgia	21-40	.525	8-15	.533	30-42	.714	6+33=39	10	14	5	4	14	44+36=80
Georgia Tech	24-75	.320	8-27	.296	6-13	.462	17+26=43	15	8	5	7	18	20+42=62
Georgia	26-65	.400	10-33	.303	14-21	.667	13+27=50	14	9	4	4	14	36+40=76
High Point	17-73	.233	9-36	.250	15-19	.789	25+26=51	10	9	4	6	17	33+25=58
Georgia	23-52	.442	4-12	.333	16-23	.696	7+33=40	9	9	7	5	15	30+36=66
Mount St. Mary's	33-59	.559	3-15	.200	13-16	.813	6+24=30	18	16	3	9	21	34+48=82
Georgia	30-58	.517	7-19	.368	27-33	.818	8+21=29	17	12	2	11	14	45+49=94
North Florida	23-64	.359	12-42	.286	2-5	.400	11+22=33	12	9	4	6	16	29+31=60
Georgia	27-52	.519	11-20	.550	13-22	.591	8+32=40	21	10	4	4	10	45+33=78
Alabama A&M	25-53	.472	5-11	.455	18-23	.783	6+27=33	12	22	4	8	21	24+49=73
Georgia	34-67	.507	10-24	.417	15-27	.556	13+23=37	19	12	6	15	22	46+47=93
at Missouri	28-63	.444	6-19	.316	6-7	.857	9+22=31	14	8	7	5	18	38+30=68
Georgia	24-51	.471	12-28	.429	15-21	.714	7+33=40	12	12	1	4	10	40+35=75
Arkansas	24-60	.400	3-21	.143	15-22	.682	10+29=39	11	15	7	6	22	24+42=66
Georgia	25-60	.417	9-27	.333	17-22	.773	9+31=40	13	13	5	7	21	34+42=76
Tennessee	29-61	.475	9-26	.346	18-23	.783	13+33=46	17	14	6	6	16	42+43=85
Georgia	23-69	.333	14-33	.424	19-23	.826	15+23=38	14	9	1	6	18	37+42=79
at South Carolina	23-58	.397	6-26	.231	17-32	.531	15+21=36	12	9	8	2	24	34+35=69
Georgia	23-61	.377	3-13	.231	25-32	.781	18+27=45	8	8	7	5	20	33+41=74
at Kentucky	39-63	.619	14-25	.560	13-17	.765	4+27=31	27	14	6	9	23	54+51=105
Georgia	31-62	.500	7-24	.292	27-35	.771	6+23=29	16	12	3	8	17	361=96
LSU	22-57	.386	10-23	.435	12-14	.857	13+21=34	11	16	2	9	19	33+33=66
Georgia	22-51	.431	5-17	.294	19-24	.792	11+23=34	6	18	5	7	17	35+33=68
at Florida	39-71	.549	7-20	.350	17-20	.850	16+32=48	21	19	3	7	16	47+38+17=102
Georgia	39-75	.520	11-26	.423	9-17	.529	8+19=27	18	9	3	10	18	34+51+13=98
Alabama	32-60	.533	8-23	.348	13-19	.684	7+19=26	14	9	5	13	17	27+58=85
Georgia	27-61	.443	7-17	.412	15-18	.833	17+22=39	10	19	3	8	18	41+35=76
South Carolina	29-56	.518	7-20	.350	7-11	.636	9+25=34	25	9	0	5	10	38+34=72
Georgia	22-56	.393	9-28	.321	9-9	1.000	8+20=28	10	9	6	5	14	40+22=62
at Mississippi State	25-60	.417	9-28	.321	16-19	.842	11+32=43	19	10	6	8	12	36+39=75
Georgia	20-57	.351	12-33	.364	10-13	.769	7+26=33	16	13	1	7	15	28+34=62
at Arkansas	28-49	.571	5-14	.357	17-26	.654	5+23=28	10	12	6	9	15	34+44=78
Georgia	26-54	.481	4-18	.222	19-23	.826	8+19=27	10	14	2	6	17	29+46=75
Florida	29-67	.433	9-24	.375	21-26	.808	15+24=39	11	8	2	7	23	40+48=88
Georgia	27-54	.500	7-22	.318	21-29	.724	7+24=31	7	14	1	3	21	48+36=82
at Vanderbilt													
Georgia													
Auburn													
Georgia													
at LSU													
Georgia													
Texas A&M													
Georgia													
Ole Miss													
Georgia													
at Auburn													
Georgia													



# ► 2023-24 SEC STATISTICS (4-8) (HOME: 2-4; ROAD: 2-4)

NO. PLAYER	G-GS	MP-Avg.	FG-FGA	Pct.	3FG-FGA	Pct.	FT-FTA	Pct.	OR	DR	Tot.-Avg.	PF-DQ	A	TO	B	S	Pts.-Avg
3 THOMASSON, Noah	12-12	351:58-29.3	58-136	.426	28-73	.384	9-16	.563	5	21	26-2.2	14-0	15	11	1	4	153-12.8
1 ABDUR-RAHIM, Jabri	12-11	336:42-28.1	38-110	.345	27-83	.325	43-49	.878	10	34	44-3.7	40-2	7	19	6	8	146-12.2
4 DEMARY JR., Silas	12-12	325:25-27.1	35-77	.455	5-16	.313	56-71	.789	3	33	36-3.0	28-2	21	27	9	16	131-10.9
15 MELENDEZ, RJ	12-2	255:35-21.3	45-94	.479	14-39	.359	24-27	.889	16	28	44-3.7	19-0	6	12	1	14	128-10.7
11 HILL, Justin	12-2	305:46-25.5	38-103	.369	9-31	.290	33-46	.717	4	21	25-2.1	13-0	50	23	0	8	118-9.8
54 TCHEWA, Russel	12-12	320:47-26.7	42-69	.609	0-0	.000	26-39	.667	31	51	82-6.8	30-1	12	30	8	7	110-9.2
0 CAIN, Blue	12-0	253:40-21.1	30-77	.390	15-40	.375	4-4	1.000	3	25	28-2.3	20-0	11	5	1	10	79-6.6
23 DELOACH, Jalen	11-1	124:28-11.3	13-27	.481	0-0	.000	5-6	.833	13	19	32-2.9	22-0	4	8	5	4	31-2.8
13 JAMES, Dylan	4-0	29:12-7.3	4-7	.571	2-3	.667	0-0	.000	2	1	3-0.8	4-0	0	2	0	1	10-2.5
5 ANSELEM-IBE, Frank	8-0	53:46-6.7	3-4	.750	0-0	.000	3-6	.500	3	11	14-1.8	9-0	1	1	6	0	9-1.1
10 SUNAHARA, RJ	8-8	67:41-8.5	3-7	.429	0-1	.000	2-2	1.000	2	7	9-1.1	8-0	3	6	1	3	8-1.0
Team									30	32	62-5.2			6			
<b>Total</b>	<b>12</b>	<b>2425</b>	<b>309-711</b>	<b>.435</b>	<b>100-286</b>	<b>.350</b>	<b>205-266</b>	<b>.771</b>	<b>122</b>	<b>283</b>	<b>405-33.8</b>	<b>207-5</b>	<b>130</b>	<b>150</b>	<b>38</b>	<b>75</b>	<b>923-76.9</b>
<b>Opponents</b>	<b>12</b>	<b>2425</b>	<b>347-725</b>	<b>.479</b>	<b>93-269</b>	<b>.346</b>	<b>172-236</b>	<b>.729</b>	<b>127</b>	<b>308</b>	<b>435-36.3</b>	<b>214-2</b>	<b>192</b>	<b>143</b>	<b>58</b>	<b>86</b>	<b>959-79.9</b>

BY PERIOD	1st	2nd	OT	Total
Georgia	432	478	13	923
Opponents	447	495	17	959

## TEAM STATISTICS

	UGA	OPP
<b>Scoring</b>	<b>923</b>	<b>959</b>
Points per game	76.9	79.9
Scoring margin	-3.0	-
<b>Field goals-att</b>	<b>309-711</b>	<b>347-725</b>
Field goal pct	.435	.479
<b>3 point fg-att</b>	<b>100-286</b>	<b>93-269</b>
3-point FG pct	.350	.346
3-pt FG made per game	8.3	7.8
<b>Free throws-att</b>	<b>205-266</b>	<b>172-236</b>
Free throw pct	.771	.729
F-Throws made per game	17.1	14.3
<b>Rebounds</b>	<b>405</b>	<b>435</b>
Rebounds per game	33.8	36.3
Rebounding margin	-2.5	-
<b>Assists</b>	<b>130</b>	<b>192</b>
Assists per game	10.8	16.0
<b>Turnovers</b>	<b>150</b>	<b>143</b>
Turnovers per game	12.5	11.9
Turnover margin	-0.6	-
Assist/turnover ratio	0.9	1.3
<b>Steals</b>	<b>75</b>	<b>86</b>
Steals per game	6.3	7.2
<b>Blocks</b>	<b>38</b>	<b>58</b>
Blocks per game	3.2	4.8
<b>Winning streak</b>	<b>0</b>	<b>-</b>
Home win streak	0	-
<b>Attendance</b>	<b>59155</b>	<b>83094</b>
Home games-Avg/Game	6-9859	6-13849

## TEAM RESULTS

DATE	OPPONENT	W-L	SCORE	ATT.
01/06/2024	at Missouri	W	75-68	12407
01/10/2024	Arkansas	W	76-66	7820
01/13/2024	Tennessee	L	79-85	10523
01/16/2024	at South Carolina	W	74-69	12404
01/20/2024	at Kentucky	L	96-105	20283
01/24/2024	LSU	W	68-66	9243
01/27/2024	at Florida	Lot	98-102	10045
01/31/2024	Alabama	L	76-85	10523
02/03/2024	South Carolina	L	62-72	10523
02/07/2024	at Mississippi St.	L	62-75	8755
02/10/2024	at Arkansas	L	75-78	19200
02/17/2024	Florida	L	82-88	10523

## ► BIG GAMES & LEADING THE BULLDOGS

NO.	PLAYER	10+ POINTS		20+ POINTS		30+ POINTS		10+ BOARDS		10+ ASSISTS		DOUBLE-DOUBLES		PT.	LEADING GEORGIA IN...			
		23-24	CAREER	23-24	CAREER	23-24	CAREER	23-24	CAREER	23-24	CAREER	23-24	CAREER		REB.	AST.	BLK.	STL.
0	Blue Cain	8	8	–	–	–	–	–	–	–	–	–	–	2	1	–	5	
1	Jabri Abdur-Rahim	15	34	4	6	1	1	–	1	–	–	–	1	7	2	1	5	3
2	Mari Jordan	–	–	–	–	–	–	–	–	–	–	–	–	–	–	–	–	–
3	Noah Thomasson	16	66	4	26	–	1	–	–	–	–	–	–	7	–	4	1	3
4	Silas Demary Jr.	13	13	1	1	–	–	–	–	–	–	–	–	5	2	7	7	13
5	Frank Anselem-Ibe	–	2	–	–	–	–	–	3	–	–	–	–	–	–	–	7	–
10	RJ Sunahara	–	78	–	35	–	4	–	12	–	–	–	11	–	–	–	1	–
11	Justin Hill	11	60	–	9	–	–	–	2	–	1	–	1	1	–	19	–	2
12	M-A Moncrieffe	–	15	–	3	–	–	–	5	–	–	–	3	–	–	1	4	1
13	Dylan James	–	–	–	–	–	–	–	–	–	–	–	–	–	–	–	2	–
14	Markel Jennings	–	–	–	–	–	–	–	–	–	–	–	–	–	–	–	–	–
15	RJ Melendez	14	24	1	1	1	1	2	3	–	–	2	3	3	6	3	3	10
22	Brandon Klatsky	–	–	–	–	–	–	–	–	–	–	–	–	–	–	–	–	–
23	Jalen DeLoach	–	19	–	–	–	–	6	–	–	–	–	5	–	4	–	4	2
24	Jaden Newell	–	–	–	–	–	–	–	–	–	–	–	–	–	–	–	–	–
54	Russel Tchewa	8	38	–	3	–	–	3	18	–	–	3	12	1	13	2	9	4

## ► 2023-24 GAME-BY-GAME STARTERS & FIRST SUB

DATE	OPPONENT	1	2	3	4	5	FIRST OFF THE BENCH
11/6	vs. Oregon	Demary Jr.	Thomasson	Abdur-Rahim	Melendez	Tchewa	DeLoach, Hill (16:33)
11/10	Wake Forest	Demary Jr.	Thomasson	Abdur-Rahim	Melendez	Tchewa	Cain, DeLoach, Hill (15:49)
11/12	N.C. Central	Demary Jr.	Thomasson	Abdur-Rahim	Melendez	Tchewa	Cain, Hill (14:49)
11/17	vs. Miami (Fla.)	Demary Jr.	Thomasson	Abdur-Rahim	Melendez	Tchewa	Cain, DeLoach, Hill, James (13:37)
11/19	vs. Providence	Demary Jr.	Thomasson	Abdur-Rahim	Melendez	Tchewa	DeLoach, Hill (16:49)
11/24	Winthrop	Demary Jr.	Thomasson	Abdur-Rahim	DeLoach	Tchewa	Hill, Melendez, Moncrieffe (15:37)
11/29	at Florida St.	Demary Jr.	Thomasson	Abdur-Rahim	DeLoach	Tchewa	Melendez, Moncrieffe (15:49)
12/1	Mercer	Demary Jr.	Thomasson	Abdur-Rahim	Moncrieffe	Tchewa	Cain, Hill, Melendez (15:09)
12/5	Georgia Tech	Demary Jr.	Thomasson	Abdur-Rahim	Moncrieffe	Tchewa	Melendez (16:44)
12/16	High Point	Demary Jr.	Thomasson	Abdur-Rahim	Moncrieffe	Tchewa	Hill, Melendez (15:54)
12/20	Mount St. Mary's	Demary Jr.	Thomasson	Abdur-Rahim	Sunahara	Tchewa	Cain, Hill, Melendez (14:18)
12/22	North Florida	Demary Jr.	Thomasson	Abdur-Rahim	Sunahara	Tchewa	Cain, DeLoach, Hill (13:55)
12/30	Alabama A&M	Demary Jr.	Thomasson	Abdur-Rahim	Sunahara	Tchewa	Cain, Hill (16:33)
1/6	at Missouri	Demary Jr.	Thomasson	Abdur-Rahim	Sunahara	Tchewa	Hill (16:56)
1/10	Arkansas	Demary Jr.	Thomasson	Abdur-Rahim	Sunahara	Tchewa	Hill, Melendez (15:46)
1/13	Tennessee	Demary Jr.	Thomasson	Abdur-Rahim	Sunahara	Tchewa	Hill (16:26)
1/16	at South Carolina	Demary Jr.	Thomasson	Abdur-Rahim	Sunahara	Tchewa	Cain, DeLoach, Hill, Melendez (15:42)
1/20	at Kentucky	Demary Jr.	Thomasson	Abdur-Rahim	Sunahara	Tchewa	Melendez (18:22)
1/24	LSU	Demary Jr.	Thomasson	Abdur-Rahim	Sunahara	Tchewa	Hill, Melendez (15:54)
1/27	at Florida	Demary Jr.	Thomasson	Abdur-Rahim	Sunahara	Tchewa	Hill (17:14)
1/31	Alabama	Demary Jr.	Thomasson	Abdur-Rahim	Melendez	Tchewa	Hill (15:57)
2/3	South Carolina	Demary Jr.	Thomasson	Abdur-Rahim	Melendez	Tchewa	Cain, Hill (16:14)
2/7	at Mississippi St.	Hill	Demary Jr.	Thomasson	Sunahara	Tchewa	Anselem-Ibe (16:37))
2/10	at Arkansas	Hill	Demary Jr.	Thomasson	Abdur-Rahim	Tchewa	Cain (17:23)
2/17	Florida	Demary Jr.	Thomasson	Abdur-Rahim	DeLoach	Tchewa	Hill, Melendez (17:07)
2/21	at Vanderbilt						
2/24	Auburn						
2/27	at LSU						
3/2	Texas A&M						
3/5	Ole Miss						
3/9	at Auburn						

## ► 2023-24 GAME-BY-GAME RESULTS & LEADERS

DATE	OPPONENT		SCORE	POINTS	REBOUNDS	ASSISTS	BLOCKS	STEALS
11/6	vs. Oregon	L	71-82	18 - Abdur-Rahim	9 - Tchewa	4 - Hill	1 - 4 Players	2 - Cain, Demary
11/10	Wake Forest	W	80-77	21 - Thomasson	7 - DeLoach	3 - Thomasson	1 - DeLoach, Tchewa	2 - Melendez
11/12	N.C. Central	W	64-54	13 - Abdur-Rahim	7 - Cain	4 - Hill	2 - Dain	4 - Demary
11/17	vs. 12/11 Miami (Fla.)	L	68-79	18 - Cain	8 - Demary Jr.	7 - Demary	1 - DeLoach, Moncrieffe	3 - Demary
11/19	vs. Providence	L	64-71	19 - Thomasson	6 - DeLoach	3 - Hill, Melendez	1 - Moncrieffe	3 - Melendez
11/24	Winthrop	W	78-69	24 - Thomasson	8 - Tchewa	3 - Demary, Hill	3 - Moncrieffe	1 - Four Players
11/29	at Florida St.	W	68-66	15 - Demary	11 - Melendez	3 - Three Players	1 - Demary	2 - Melendez
12/1	Mercer	W	80-69	18 - Melendez	8 - Tchewa	2 - Three Players	1 - Five Players	1 - Four Players
12/5	Georgia Tech	W	76-62	16 - Thomasson	9 - Tchewa	4 - Hill	2 - Anselem-Ibe	3 - Thomasson
12/16	High Point	W	66-58	12 - Demary	7 - Melendez	4 - Demary	3 - Tchewa	2 - Demary, Melendez
12/20	Mount St. Mary's	W	94-82	23 - Abdur-Rahim	6 - Melendez	8 - Hill	1 - Anselem-Ibe, Melendez	3 - Abdur-Rahim, Demary
12/22	North Florida	W	78-60	18 - Abdur-Rahim	6 - Tchewa	4 - Hill	1 - 4 Players	2 - DeLoach
12/30	Alabama A&M	W	93-73	18 - Cain	8 - Tchewa	5 - Demary, Hill	2 - Anselem-Ibe, James	4 - Melendez
1/6	at Missouri	W	75-68	18 - Tchewa	11 - Tchewa	4 - Hill	1 - DeLoach	4 - 4 Players
1/10	Arkansas	W	76-66	19 - Hill	8 - Tchewa	2 - Four Players	2 - Demary	2 - Demary
1/13	5/5 Tennessee	L	79-85	21 - Abdur-Rahim	6 - Melendez	4 - Hill	1 - Demary	2 - Demary
1/16	at South Carolina	W	74-69	15 - Demary	8 - Abdur-Rahim	2 - Melendez	2 - Three Players	2 - Cain, Demary
1/20	at 8/10 Kentucky	L	95-106	34 - Abdur-Rahim	9 - Tchewa	6 - Hill	1 - Three Players	2 - Demary, Tchewa
1/24	LSU	W	68-66	15 - Demary	11 - Tchewa	2 - Thomasson	2 - Tchewa	2 - Abdur-Rahim, Demary
1/27	at Florida	L	OT 98-102	35 - Melendez	11 - Tchewa	9 - Hill	1 - Three Players	5 - Melendez
1/31	24/22 Alabama	L	76-85	15 - Melendez, Thomasson	10 - Melendez	4 - Hill	1 - Three Plaeyrs	3 - Melendez
2/3	South Carolina	L	62-72	20 - Abdur-Rahim	6 - Tchewa	4 - Hill	2 - Abdur-Rahim	2 - Tchewa
2/7	at Mississippi St.	L	62-75	20 - Thomasson	5 - Abdur-Rahim, Demary	4 - Hill	1 - Demary	2 - Cain
2/10	at Arkansas	L	75-78	19 - Demary	4 - Three Players	3 - Three Players	1 - Abdur-Rahim, Demary	2 - Demary
2/17	Florida	L	82-88	26 - Thomasson	6 - DeLoach	4 - Hill	1 - Abdur-Rahim	1 - Three Players
2/21	at Vanderbilt							
2/24	Auburn							
2/27	at LSU							
3/2	Texas A&M							
3/5	Ole Miss							
3/9	at Auburn							

## ► 2023-24 GAME-BY-GAME SPECIALTY STATS & TIES/LEADS INFO

DATE	OPPONENT	PAINT POINTS			POINTS OFF TOs			2nd CHANCE POINTS			BENCH POINTS			LEAD		TIME LEADING	LARGEST LEAD	TIME TRAILING	LARGEST DEFICIT	TIME TIED
		UGA	OPP.	DIFF.	UGA	OPP.	DIFF.	UGA	OPP.	DIFF.	UGA	OPP.	DIFF.	TIES	CHANGES					
11/6	vs. Oregon	20	48	-28	20	28	-8	9	15	-6	22	28	-6	0	1	0:21	1 (19:18, 1st)	38:57	20 (9:47, 2nd)	0:42
11/10	Wake Forest	46	26	+20	12	6	+6	16	18	-2	11	8	+3	5	12	28:54	13 (9:30, 2nd)	6:06	8 (10:49, 1st)	5:00
11/12	N.C. Central	26	18	+8	21	8	+13	7	4	+3	31	10	+21	4	4	33:22	15 (2:52, 2nd)	2:21	3 (14:22, 2nd)	4:17
11/17	vs. Miami (Fla.)	26	34	-8	14	16	-2	9	11	-2	26	8	+18	3	6	7:18	8 (11:03, 1st)	29:06	20 (9:52, 2nd)	3:36
11/19	vs. Providence	32	34	-2	13	12	+1	10	11	-1	13	7	+6	11	14	6:35	3 (17:52, 1st)	26:56	7 (0:06, 2nd)	6:29
11/24	Winthrop	30	36	-6	8	11	-3	7	13	-6	27	14	+13	1	3	32:06	15 (15:28, 2nd)	6:39	4 (8:00, 1st)	1:15
11/29	at Florida St.	26	20	+6	17	11	+6	8	11	-3	33	15	+18	4	4	2:36	5 (19:00, 1st)	35:54	17 (7:53, 2nd)	1:40
12/1	Mercer	22	24	-2	6	12	-6	8	2	+6	38	32	+6	4	2	37:15	18 (13:59, 2nd)	00:35	3 (12:22, 1st)	2:10
12/5	Georgia Tech	28	32	-4	13	10	+3	16	23	-7	33	25	+8	1	0	39:29	23 (10:21, 2nd)	00:00	-	0:31
12/16	High Point	34	14	+20	10	8	+2	3	13	-10	25	8	+17	3	5	10:19	9 (3:15, 2nd)	27:19	10 (8:34, 1st)	2:22
12/20	Mount St. Mary's	44	44	=	20	18	+2	6	1	+5	43	27	+16	4	5	27:51	15 (16:37, 2nd)	9:42	9 (11:48, 1st)	2:27
12/22	North Florida	32	18	+14	10	11	-1	4	10	-6	35	18	+17	1	1	28:35	21 (7:05, 2nd)	10:01	8 (18:35, 1st)	1:24
12/30	Alabama A&M	48	36	+12	24	10	+14	19	9	+10	56	29	+27	2	2	36:11	33 (9:27, 2nd)	00:20	2 (16:33, 1st)	3:29
1/6	at Missouri	22	36	-14	12	14	-2	4	15	-11	23	3	+20	5	6	33:11	17 (5:50, 1st)	3:48	3 (9:57, 2nd)	3:01
1/10	Arkansas	26	34	-8	25	10	+15	9	10	-1	40	19	+21	0	0	39:02	13 (4:57, 1st)	00:00		0:58
1/13	Tennessee	18	36	-18	13	13	-	16	14	+2	30	11	+19	5	5	14:28	11 (8:29, 2nd)	21:37	14 (4:01, 1st)	3:55
1/16	at South Carolina	30	32	-2	8	9	-1	17	17	-	32	13	+19	6	9	17:07	7 (6:37, 2nd)	19:18	9 (14:05, 2nd)	3:35
1/20	at Kentucky	42	42	-	11	15	-4	7	4	+3	25	31	-6	2	3	4:59	3 (19:46, 1st)	34:11	28 (7:55, 2nd)	0:50
1/24	LSU	32	22	+10	12	18	-6	11	14	-3	22	14	+8	5	9	25:20	9 (5:48, 2nd)	10:30	6 (12:44, 1st)	4:10
1/27	at Florida	54	56	-2	24	15	+9	3	12	-9	62	15	+47	1	0	00:00	-	42:52	21 (14:56, 2nd)	2:08
1/31	Alabama	34	42	-8	9	19	-10	20	11	+9	19	12	+7	2	1	33:49	16 (6:49, 1st)	04:26	9 (0:13, 2nd)	1:45
2/3	South Carolina	24	40	-16	9	7	+2	2	6	-4	15	20	-5	6	4	23:06	10 (8:05, 1st)	12:45	12 (2:30, 2nd)	4:09
2/7	at Mississippi St.	14	28	-14	17	21	-4	7	8	-1	25	15	+10	0	2	1:07	1 (18:01, 1st)	37:52	15 (0:26, 2nd)	1:01
2/10	at Arkansas	44	42	+2	8	21	-13	11	9	+2	20	44	-24	15	10	7:05	4 (15:07, 1st)	25:45	12 (17:38, 2nd)	7:10
2/17	Florida	34	36	-2	15	18	-3	4	16	-12	27	32	-5	4	1	21:11	11 (13:34, 1st)	14:53	8 (11:01, 2nd)	3:56
<b>TOTALS</b>		<b>724</b>	<b>740</b>	<b>-16</b>	<b>351</b>	<b>341</b>	<b>+10</b>	<b>233</b>	<b>277</b>	<b>-44</b>	<b>733</b>	<b>458</b>	<b>+275</b>	<b>93</b>	<b>109</b>	<b>5:01:17</b>		<b>421:53</b>		<b>58:50</b>
2/21	at Vanderbilt																			
2/24	Auburn																			
2/27	at LSU																			
3/2	Texas A&M																			
3/5	Ole Miss																			
3/9	at Auburn																			



## ► 2023-24 SINGLE-GAME INDIVIDUAL SUPERLATIVES

GEORGIA	CATEGORY	OPPONENT
35 RJ Melendez vs. Florida-1	POINTS	36 Dalton Knecht – Tennessee
11 Russel Tchewa vs. Florida-1, LSU, Missouri 11 RJ Melendez vs. Florida State	REBOUNDS	21 N'Faly Dante – Oregon
13 RJ Melendez vs. Florida-1	FIELD GOALS	12 Dalton Knecht – Tennessee
21 Noah Thomasson vs. Providence	FIELD GOAL ATTEMPTS	20 Dalton Knecht – Tennessee 20 Sean East II – Missouri 20 Devin Carter – Providence
.875 Russel Tchewa (7-8) vs. Florida-1	FIELD GOAL PERCENTAGE	.875 Aidan Shaw (7-8) – Missouri
7 Jabri Abdur-Rahim vs. Kentucky	3-POINT GOALS	5 Dalton Knecht – Tennessee
12 Jabri Abdur-Rahim vs. S. Carolina-2	3-POINT GOAL ATTEMPTS	12 Devin Carter – Providence
.714 Noah Thomasson (5-7) vs. Winthrop	3-POINT GOAL PERCENTAGE	.800 Reed Sheppard (4-5) – Kentucky
11 Justin Hill vs. Arkansas-2 11 Jabri Abdur-Rahim vs. Kentucky	FREE THROWS	10 Tramon Mark – Arkansas-1
13 Jabri Abdur-Rahim vs. Kentucky	FREE THROW ATTEMPTS	10 Collin Murray-Boyles – S. Carolina-1 10 Zakai Zeigler – Tennessee 10 Tramon Mark – Arkansas-1 10 N'Faly Dante, Oregon
1.000 Jabri Abdur-Rahim Florida-2, Tennessee, Mount St. Mary's, Miami 1.000 Silas Demary Jr. vs. LSU 1.000 RJ Melendez vs. Arkansas-1, Mercer	FREE THROW PERCENTAGE	1.000 Eight players, last Zyon Pullin & Will Richard, Florida-2
9 Justin Hill vs. Florida-1	ASSISTS	10 D.J. Wagner – Kentucky
3 Russel Tchewa vs. High Point 3 Matthew-Alexander Moncrieffe vs. Winthrop	BLOCKS	5 Jonas Aidoo – Tennessee
5 RJ Melendez vs. Florida-1	STEALS	4 M. Sears & L Wrightsell, Alabama; J. Cook – LSU; J. McCready – Mercer
36:02 Justin Hill vs. Florida-1	MINUTES	41:31 Walter Clayton Jr. – Florida-1

## ► 2023-24 SINGLE-GAME TEAM HIGHS & LOWS

UGA HIGH	UGA LOW	CATEGORY	OPP HIGH	OPP LOW
98 Florida-1 46 Alabama A&M 61 Kentucky	62 Miss. St, S. Carolina-2 21 Florida St. 22 S. Carolina-2	POINTS 1ST HALF POINTS 2ND HALF POINTS	106 Kentucky 54 Kentucky 58 Alabama	54 N.C. Central 20 Ga. Tech 25 High Point
50 Ga. Tech	27 Florida-1	REBOUNDS	63 Oregon	26 Alabama
39 Florida-1 75 Florida-1 .525 Mercer (21-40)	19 N.C. Central 40 Mercer .338 Oregon (22-65)	FGs FGAs FG Pct.	39 Florida-1, Kentucky 75 Ga. Tech .619 Kentucky (39-63)	17 High Point 51 LSU .233 High Point (17-73)
14 Tennessee	3 S. Carolina-1	3-FGs	14 Kentucky	3 Mount St. Mary's, Winthrop
33 Miss. St., Tennessee, Ga. Tech .550 N. Florida (11-20)	12 High Point .231 S. Carolina-1 (3-13)	3-FGAs 3-FG PCT.	42 N. Florida .560 Kentucky (14-25)	11 Alabama A&M .143 Arkansas-1 (3-21)
30 Mercer 42 Mercer 1.000 S. Carolina-2 (9-9)	9 Florida-1 12 Providence .529 Florida-1 (9-17)	FTs FTAs FT Pct.	21 Florida-2 32 S. Carolina-1 .947 Miami (18-19)	2 N. Florida 5 N. Florida .400 N. Florida (2-5)
21 N. Florida	6 Miss. St., LSU	ASSISTS	27 Kentucky	10 High Point, Florida St.
19 Alabama	7 Wake Forest	TURNOVERS	22 Alabama A&M	7 Mercer, Winthrop
7 High Point	1 6X, last Florida-2	BLOCKS	8 S. Carolina-1	0 S. Carolina-2
15 Alabama A&M	3 Florida-2	STEALS	13 Alabama	2 S. Carolina-1, Florida St.
26 Oregon	10 Missouri, N. Florida-1	FOULS	28 Mercer	10 S. Carolina-2

## ▶ LAST TIME A GEORGIA TEAM

Scored 90+ points in a non-conference game:	93 (93-73) vs. Alabama A&M on 2/30/2023
Scored 90+ points in an SEC game:	98 (98-102 in OT) vs. Florida on 1/27/2024
Scored 100+ points:	102 (102-105) vs. Alabama on 2/8/2020
Scored 100+ points in an SEC game:	102 (102-105) vs. Alabama on 2/8/2020
Scored 100+ points and lost:	102 (102-105) vs. Alabama on 2/8/2020
Scored 110+ points:	110 (110-78 W) vs. Savannah St. on 11/9/2018
Scored 115+ points:	116 (116-59 W) vs. Charleston So. on 11/22/1997
Scored 60+ points in a half:	61 (2nd half) vs. Kentucky on 1/20/2024
Scored 50+ points in a half:	61 (2nd half) vs. Kentucky on 1/20/2024
Rallied from a 15+ point deficit to win:	17 (61-44 to 68-66) vs. Florida State on 11/29/2023
Shot less than 30 percent for a game:	291 (16-55) vs. Tennessee on 1/25/2023
Shot 50 percent or higher for a game and lost:	500 (27-54) vs. Florida on 2/17/2024
Shot 55 percent or higher for a game:	600 (27-45) vs. Texas A&M on 2/22/22
Shot 60 percent or higher for a game:	600 (27-45) vs. Texas A&M on 2/22/22
Attempted 5 free throws or less:	5 vs. Missouri on 1/10/2018
Attempted 35+ free throws:	35 vs. Kentucky on 1/20/2024
Attempted 40+ free throws:	42 vs. Mercer on 12/1/2023
Made 25+ free throws:	27 vs. Kentucky (1/20/2024)
Made 30+ free throws:	30 vs. Mercer on 12/1/2023
Shot 90 percent from the line (min. 10 attempts):	905 (19-21) vs. Winthrop on 11/24/2023
Shot 100 percent from the line (min. 10 attempts):	12-12 vs. Vanderbilt on 1/13/1989
Made 10+ 3-point field goals:	12 vs. Mississippi St. on 2/7/2024
Made 0 3-point field goals:	0 (0-6) vs. Ole Miss on 2/2/2002 (676 games entering 2023-24)
Shot 50 percent or higher on 3-pointers (min. 10 attempts):	550 (11-20) vs. N. Florida on 2/22/2023
Shot less than 15 percent on 3-pointers (min. 10 attempts):	118 (2-17) vs. Vanderbilt on 3/9/2022
Had 20+ assists:	21 vs. N. Florida on 2/22/2023
Had 10+ blocks:	12 vs. Vanderbilt on 1/9/2019
Had 10+ steals:	11 vs. Mount St. Mary's on 12/20/2023
Had 50+ rebound game:	50 vs. Ga. Tech on 12/5/2023
Had 10+ rebound margin:	+13 (39-26) vs. Alabama on 1/31/2024
Had 20+ rebound margin:	+20 (50-30) vs. Austin Peay on 12/30/2019
Beat a team ranked in the AP Poll:	No. 22 Auburn (76-64) on 1/4/2023
Beat a team ranked in the top 10 of AP Poll:	No. 9 Memphis (65-62) on 1/4/2020
Won an overtime game:	81-78 vs. South Carolina on 1/28/2023
Lost an overtime game:	98-102 vs. Florida on 1/27/2024
Played a double overtime game:	W, 87-85 vs. SMU on 12/20/2019
Played a triple overtime game:	W, 86-77 vs. Mercer on 12/27/2014

## ▶ LAST TIME AN OPPOSING TEAM

Scored 90+ points in a non-conference game:	91 (67-91 L) by Georgia St. on 11/21/2018
Scored 90+ points in an SEC game:	102 (98-102) vs. Florida on 1/27/2024
Scored 100+ points:	102 (98-102) vs. Florida on 1/27/2024
Scored 100+ points in an SEC game:	102 (98-102) vs. Florida on 1/27/2024
Scored 110+ points:	115 (82-115 L) by Alabama on 2/13/2021
Scored 115+ points:	115 (82-115 L) by Alabama on 2/13/2021
Scored 60+ points in a half:	64 (2nd half) by Alabama on 2/13/2021
Scored 50+ points in a half:	58 (2nd half) by Alabama on 1/31/2024
Shot less than 30 percent for a game:	299 (18-61) by Mississippi St. on 1/11/2023
Shot 50 percent or higher for a game and lost:	559 (33-59) by Mount St. Mary's on 2/20/2023
Shot 55 percent or higher for a game:	619 (39-63) by Kentucky on 1/20/2024
Shot 60 percent or higher for a game:	619 (39-63) by Kentucky on 1/20/2024
Attempted 5 free throws or less:	5 by N. Florida on 2/22/2023
Attempted 25+ free throws:	26 by Arkansas on 2/10/2024
Attempted 30+ free throws:	32 by South Carolina on 1/16/2024
Made 20+ free throws:	21 by Florida on 2/17/2024
Made 25+ free throws:	25 by Alabama on 2/13/2021
Shot 100 percent from the line (min. 10 attempts):	12-12 by Miami (Ohio) on 11/14/2022
Made 0 3-point field goals:	0 (0-15) by Mississippi St. on 3/5/2014 (295 games entering 2023-24)
Made 15+ 3-point field goals:	16 by Alabama on 2/18/2023
Shot less than 15 percent on 3-pointers (min. 10 attempts):	143 (3-21) by Arkansas on 1/10/2024
Shot 50 percent or higher on 3-pointers (min. 10 attempts):	560 (14-25) by Kentucky on 1/20/2024
Had 50+ rebound game:	51 by High Point on 12/16/2023
Had 20+ rebound margin:	+22 (63-41) by Oregon on 11/6/2023
Had 10+ rebound margin:	+19 (43-33) by Mississippi St. on 2/7/2024
Had 20+ assists:	25 by South Carolina on 2/3/2024
Had 10+ blocks:	10 by Auburn on 1/19/2021
Had 10+ steals:	12 by Tennessee on 1/25/2023

## ▶ LAST TIME A GEORGIA PLAYER

Scored 25+ points:	Noah Thomasson (26) vs. Florida (2/17/2024)
Scored 30+ points:	RJ Melendez (35) vs. Florida on 1/27/2024
Scored 35+ points:	RJ Melendez (35) vs. Florida on 1/27/2024
Scored 40+ points:	Jacky Dorsey (41) vs. LSU on 1/20/1975
Scored 50+ points:	Alfred Scott (62) vs. SE Christian on 1/12/1918
Scored 60+ points:	Alfred Scott (62) vs. SE Christian on 1/12/1918
Had 15+ rebounds:	Toumani Camara (17) vs. Montana on 12/8/2020
Had 20+ rebounds:	Tim Bassett (25) vs. Mississippi St. on 1/29/1973
Had 25+ rebounds:	Tim Bassett (25) vs. Mississippi St. on 1/29/1973
Had 30+ rebounds:	Bob Linehard (32) vs. Sewanee on 12/3/1968
Recorded a double-double:	RJ Melendez (15 pts. & 10 rebs.) vs. Alabama on 1/31/2024
Recorded back-to-back double-doubles:	Russel Tchewa (11 pts. & 11 rebs.) vs. LSU on 1/24/2024 & (15 pts. & 11 rebs.) vs. Florida on 1/17/2024
Had two players with 10+ rebounds:	Sahvir Wheeler (11) & Toumani Camara (10) vs. LSU on 2/23/2021
Had 20 points and 20 rebounds:	Tim Bassett (23 pts., 25 rebs.) vs. Mississippi St. on 1/29/1973
Recorded a triple-double:	Sahvir Wheeler (14 pts., 13 asts., 11 rebs.) vs. LSU on 2/23/2021
Had only one player scored in double figures:	Terry Roberts (10) vs. Tennessee on 1/25/2023
Had five players scored in double figures:	RJ Melendez (18), Jabri Abdur-Rahim (13), Silas Demary Jr. (13), Justin Hill (11) & Russel Tchewa (10) vs. Mercer on 12/1/2023
Two players scored 20 points:	Jabri Abdur-Rahim (34) & Silas Demary Jr. (22) vs. Kentucky on 1/20/2024
Recorded back-to-back 20-point games:	Kario Oquendo (33 vs. Texas A&M on 2/22/2022 & 20 vs. Florida on 2/26/2022)
Recorded back-to-back-to-back 20-point games:	Kario Oquendo (21 vs. Texas A&M, 22 vs. Kentucky & 28 vs. Mississippi St. on 1/4-12/2022)
Recorded back-to-back-to-back-to-back 20-point games:	Yante Maten (25 vs. Winthrop, 20 vs. Massachusetts, 24 vs. Georgia Tech & 30 vs. Temple on 12/5-22/17)
Attempted 20+ field goals:	Noah Thomasson (21) vs. Providence on 11/19/23
Attempted 25+ field goals:	Anthony Edwards (26) vs. Michigan St. on 11/26/2019
Made 10+ field goals:	Noah Thomasson (10) vs. Florida on 2/17/2024
Made 5+ 3-point field goals:	Noah Thomasson (5) vs. Florida on 2/17/2024
Had 5+ blocks:	Nicolas Claxton (6) vs. Missouri on 3/13/2019
Had 5+ steals:	RJ Melendez (5) vs. Florida on 1/27/2024
Had 10+ assists:	Aaron Cook (12) vs. Western Carolina on 12/20/2021
Had 15+ assists:	Gino Gianfrancesco (15) vs. Georgia Tech on 3/7/1972
Played 40 minutes in a regulation game:	Sahvir Wheeler (40) vs. South Carolina on 2/27/2021
Played more than 40+ minutes:	Terry Roberts (41) vs. South Carolina on 1/28/2023

## ▶ LAST TIME AN OPPOSING PLAYER

Scored 25+ points:	Dalton Knecht (36) of Tennessee on 1/13/2024
Scored 30+ points:	Dalton Knecht (36) of Tennessee on 1/13/2024
Scored 35+ points:	Dalton Knecht (36) of Tennessee on 1/13/2024
Scored 40+ points:	Ronnie Battle (43) of Auburn on 2/1/1992
Scored 50+ points:	Pete Maravich (58) of LSU on 3/8/1969
Had 15+ rebounds:	Micah Handlogten (17) of Florida on 1/27/2024
Had 20+ rebounds:	N'Faly Dante (21) of Oregon on 11/6/2023
Had 25+ rebounds:	Clyde Lee (27) of Vanderbilt on 1/11/1965
Recorded a double-double:	Tolu Smith III of Mississippi St. (19 pts. & 12 rebs.) on 2/7/2024
Two players with 10+ rebounds:	Tolu Smith III (12) & Cameron Matthews (11) of Miss. St. on 2/7/2024
Scored 20 points and had 20 rebounds:	Oscar Tshiebwe of Kentucky (37 pts., 24 rebs.) on 1/17/2023
Recorded a triple-double:	Nick Calathes (20 pts., 13 rebs., 10 asts.) of Florida on 1/28/2009
Had only one player scored in double figures:	KJ Williams (18) of LSU on 2/14/2023
Had five players scored in double figures:	Walter Clayton Jr. (21), Thomas Haugh (17), Zyron Pullin (16), Alex Condon (10) & Will Richard (10) of Florida on 2/17/2024
Had two players scored 20 points:	Mark Sears (23) & Grant Nelson (20) of Alabama on 1/31/2024
Attempted 20+ field goals:	Dalton Knecht (20) of Tennessee on 1/13/2024
Attempted 25+ field goals:	Jock Landale (25) of St. Mary's (Calif.) on 11/26/2017
Made 10+ field goals:	Micah Handlogten (10) of Florida on 1/27/2024
Made 5+ 3-point field goals:	Dalton Knecht (5) of Tennessee on 1/13/2024
Had 5+ blocks:	Jonas Aidoo (5) of Tennessee on 1/13/2024
Had 5+ steals:	Santiago Vescovi (5) of Tennessee on 1/25/2023
Had 10+ assists:	Xavier Pinson (10) of LSU on 2/16/2022
Had 15+ assists:	TyTy Washington (17) of Kentucky on 1/8/2022
Played 40 minutes in a regulation game:	Sean East II of Missouri on 1/6/2024
Played more than 40+ minutes:	Walter Clayton Jr. (41:31) & Zyron Pullin (41:14) of Florida on 1/27/2024
Played 45+ minutes:	45 by Kendrick Davis, Feron Hunt & Tyson Jolly of SMU on 12/20/2019

# 1

## Oregon 82, Georgia 71

11/6/23 • Las Vegas, Nev.

### GEORGIA (0-1)

Player	FGs	3FGs	FTs	Rb	Pf	Pts	A	T	B	S	MP
Tchewa	2-5	0-0	1-2	9	3	5	0	1	0	0	20:02
Abdur-Rahim	3-8	3-6	9-12	5	4	18	0	0	0	1	32:19
Thomasson	2-9	1-4	1-1	2	2	6	3	3	0	0	28:40
Demary	3-9	1-4	1-3	5	4	8	2	1	0	2	23:17
Melendez	4-9	1-3	3-5	3	3	12	0	5	1	1	22:25
Hill	3-9	2-6	1-3	3	0	9	4	3	0	1	21:34
DeLoach	0-3	0-0	1-2	5	4	1	1	0	0	0	14:38
Cain	5-11	2-7	0-1	2	3	12	0	1	1	2	19:58
James	0-1	0-0	0-1	2	1	0	0	1	1	1	05:13
Moncrieffe	0-1	0-0	0-0	0	0	0	1	1	1	9	04:33
Anselem-Ibe	0-0	0-0	0-0	1	2	0	0	0	0	0	07:22
Team				4							
<b>TOTALS</b>	<b>22-65</b>	<b>10-30</b>	<b>17-30</b>	<b>41</b>	<b>26</b>	<b>71</b>	<b>11</b>	<b>16</b>	<b>4</b>	<b>8</b>	<b>200:00</b>

### OREGON (1-0)

Player	FGs	3FGs	FTs	Rb	Pf	Pts	A	T	B	S	MP
Dante	6-12	0-0	4-10	21	2	16	2	3	0	2	27:05
Bittle	5-13	1-3	2-4	9	4	13	0	2	0	1	19:01
Zarzuela	1-6	0-2	1-2	5	4	3	2	4	0	1	30:17
Cousnard	6-11	0-1	2-4	4	2	14	5	2	0	2	28:13
Barthelemy	2-10	1-2	3-5	1	3	8	1	1	0	0	25:32
Evans	2-5	1-2	0-2	2	2	5	0	0	1	1	19:29
Rigsby	6-9	2-3	2-2	6	3	16	3	2	0	1	28:24
Oquendo	3-5	1-1	0-0	3	3	7	0	0	0	0	08:37
Tracey	0-1	0-1	0-0	1	0	0	0	1	0	1	08:48
Diawara	0-1	0-0	0-0	1	0	0	0	0	1	0	04:10
Reichle	0-0	0-0	0-0	0	0	0	0	0	0	0	00:25
Team				10							
<b>TOTALS</b>	<b>31-73</b>	<b>6-15</b>	<b>14-29</b>	<b>63</b>	<b>23</b>	<b>82</b>	<b>13</b>	<b>15</b>	<b>2</b>	<b>9</b>	<b>200:00</b>

SCORE BY PERIODS	1ST	2ND	TOT.	DEADBALL REBS.	TOT.
Georgia	30	41	71	Georgia	3
Oregon	40	42	82	Oregon	6

Officials: Tony Paddila, Joe Lindsay, Chuck Jones. Att.: 7,585.

	UGA	UO
POINTS IN THE PAINT	20	48
POINTS OFF TURNOVERS	20	28
2ND CHANCE POINTS	9	15
BENCH POINTS	22	28

# 4

## Miami 79, Georgia 68

11/17/23 • Nassau, Bahamas

### GEORGIA (2-2)

Player	FGs	3FGs	FTs	Rb	Pf	Pts	A	T	B	S	MP
Tchewa	1-5	0-0	0-0	5	2	2	1	2	0	0	16:15
Abdur-Rahim	3-11	1-8	6-6	5	3	13	0	2	0	1	28:08
Thomasson	5-9	3-6	1-4	2	1	14	0	2	0	0	25:57
Demary Jr.	3-9	1-4	2-4	8	2	9	7	6	0	3	32:58
Melendez	1-6	0-3	2-2	2	2	4	0	1	0	0	18:23
Cain	7-12	4-9	0-0	4	1	18	2	2	0	0	22:45
Hill	0-3	0-1	0-0	2	2	0	1	0	0	0	19:20
James	0-0	0-0	0-0	1	1	0	1	0	0	0	10:43
DeLoach	0-2	0-0	2-2	2	5	2	0	0	1	0	10:39
Anselem-Ibe	1-2	0-0	1-2	2	0	3	0	0	0	0	06:24
Moncrieffe	1-1	0-0	1-2	0	1	3	0	0	1	0	08:29
Team				1							
<b>TOTALS</b>	<b>22-60</b>	<b>9-31</b>	<b>15-22</b>	<b>34</b>	<b>20</b>	<b>68</b>	<b>12</b>	<b>15</b>	<b>2</b>	<b>4</b>	<b>200:00</b>

### MIAMI (4-0)

Player	FGs	3FGs	FTs	Rb	Pf	Pts	A	T	B	S	MP
Omier	3-9	1-4	4-5	6	4	11	2	2	1	0	28:06
Cleveland	8-13	2-5	0-0	6	4	18	1	3	0	0	34:05
Joseph	5-8	1-2	2-2	6	3	13	3	0	0	3	36:35
Poplar	4-13	2-7	3-3	11	1	13	1	3	0	0	34:13
Pack	4-11	1-5	7-7	5	2	16	3	3	0	2	35:38
Casey	0-0	0-0	0-0	0	0	0	0	0	0	0	02:45
George	2-4	0-1	0-0	1	3	4	1	1	0	0	14:44
Watson	1-1	0-0	2-2	0	1	4	0	0	0	0	11:08
Nwoko	0-1	0-0	0-0	0	1	0	0	0	0	0	02:47
Team				2							
<b>TOTALS</b>	<b>27-60</b>	<b>7-24</b>	<b>18-19</b>	<b>37</b>	<b>19</b>	<b>79</b>	<b>11</b>	<b>12</b>	<b>1</b>	<b>5</b>	<b>200:00</b>

SCORE BY PERIODS	1ST	2ND	TOT.	DEADBALL REBS.	TOT.
Georgia	29	39	68	Georgia	3
Oregon	39	40	79	Oregon	7

Officials: Gary Maxwell, Marques Pettigrew, Don Daily. Att.: 1,856.

	UGA	UM
POINTS IN THE PAINT	26	34
POINTS OFF TURNOVERS	14	16
2ND CHANCE POINTS	9	11
BENCH POINTS	26	8

# 2

## Georgia 80, Wake Forest 77

11/10/23 • Athens, Ga.

### WAKE FOREST (1-1)

Player	FGs	3FGs	FTs	Rb	Pf	Pts	A	T	B	S	MP
Carr	6-11	2-5	4-5	8	4	18	1	3	2	0	28:55
Marsh	2-2	0-0	0-0	7	0	4	0	1	1	2	20:28
Miller	6-15	3-7	7-7	6	4	22	7	1	2	1	30:05
Hildreth	4-13	2-6	2-2	2	4	12	3	1	0	0	35:19
Salis	5-18	2-7	1-2	2	3	13	2	3	0	0	38:45
Marion	1-2	1-2	2-2	8	2	5	0	2	0	0	29:11
Friedrichsen	1-3	1-3	0-0	2	1	3	1	0	0	0	12:50
Canka	0-0	0-0	0-0	0	0	0	0	0	0	0	03:01
Keller	0-0	0-0	0-0	0	0	0	0	1	0	0	01:26
Team				6							
<b>TOTALS</b>	<b>25-64</b>	<b>11-30</b>	<b>16-18</b>	<b>41</b>	<b>18</b>	<b>77</b>	<b>14</b>	<b>13</b>	<b>4</b>	<b>3</b>	<b>200:00</b>

### GEORGIA (1-1)

Player	FGs	3FGs	FTs	Rb	Pf	Pts	A	T	B	S	MP
Tchewa	5-11	0-0	1-2	6	1	11	1	2	1	0	21:29
Abdur-Rahim	5-12	3-7	4-4	4	2	17	0	1	0	1	30:19
Thomasson	9-18	3-8	0-0	5	2	21	3	0	0	0	35:40
Demary Jr.	3-5	0-0	4-4	5	4	10	2	2	0	1	27:52
Melendez	4-7	0-2	2-3	6	2	10	2	0	0	2	32:06
Cain	1-3	0-2	0-1	0	0	2	1	0	0	1	14:58
Hill	1-3	0-1	0-0	0	2	2	1	0	0	1	14:46
DeLoach	2-5	0-0	1-4	7	2	5	0	2	1	1	18:31
James	1-2	0-1	0-0	1	0	2	1	0	0	0	04:19
Team				4							
<b>TOTALS</b>	<b>31-66</b>	<b>6-21</b>	<b>12-18</b>	<b>38</b>	<b>15</b>	<b>80</b>	<b>11</b>	<b>7</b>	<b>2</b>	<b>7</b>	<b>200:00</b>

SCORE BY PERIODS	1ST	2ND	TOT.	DEADBALL REBS.	TOT.
Wake Forest	36	41	77	Wake Forest	0
Georgia	40	40	80	Georgia	3

Officials: Doug Shows, Steven Anderson, Jerry Heater. Att.: 8,176.

	WFO	UGA
POINTS IN THE PAINT	26	46
POINTS OFF TURNOVERS	6	12
2ND CHANCE POINTS	18	16
BENCH POINTS	8	11

# 5

## Providence 71, Georgia 64

11/19/23 • Nassau, Bahamas

### PROVIDENCE (4-1)

Player	FGs	3FGs	FTs	Rb	Pf	Pts	A	T	B	S	MP
Odoro	6-8	2-2	5-6	9	2	19	2	3	1	1	32:56
Hopkins	5-11	0-2	5-6	9	1	15	2	5	1	1	40:00
Gaines	0-2	0-2	0-0	2	4	0	0	1	1	0	28:47
Floyd	4-9	1-5	2-2	1	3	11	1	0	0	0	33:45
Carter	8-20	3-12	0-0	11	4	19	5	3	1	1	36:10
Barron	1-4	1-3	0-0	0	0	3	1	0	1	0	15:19
Castro	2-2	0-0	0-0	3	1	4	0	3	1	0	13:03
Team				4							
<b>TOTALS</b>	<b>26-56</b>	<b>7-26</b>	<b>12-14</b>	<b>39</b>	<b>15</b>	<b>71</b>	<b>11</b>	<b>15</b>	<b>6</b>	<b>3</b>	<b>200:00</b>

### GEORGIA (2-3)

Player	FGs	3FGs	FTs	Rb	Pf	Pts	A	T	B	S	MP
Tchewa	2-2	0-0	2-2	4	2	6	0	2	0	0	21:46
Abdur-Rahim	3-7	3-6	0-0	1	1	9	0	1	0	0	26:21
Thomasson	7-21	2-8	3-4	5	1	19	1	0	0	2	33:06
Demary	1-3	0-0	0-0	1	1	2	0	4	0	1	20:38
Melendez	5-9	1-3	4-4	5	3	15	3	2	0	2	30:34
Hill	3-11	0-0	1-2	1	3	7	3	0	0	0	23:07
DeLoach	3-4	0-0	0-0	6	0	6	0	0	0	1	14:04
Cain	0-5	0-2	0-0	0	1	0	0	1	0	0	11:54
Moncrieffe	0-1	0-0	0-0	1	2	0	0	1	1	0	12:01
Anselem-Ibe	0-0	0-0	0-0	1	1	0	0	0	0	0	05:23
James	0-0	0-0	0-0	0	0	0	0	0	0	0	01:06
Team				4							
<b>TOTALS</b>	<b>24-63</b>	<b>6-19</b>	<b>10-12</b>	<b>29</b>	<b>15</b>	<b>64</b>	<b>7</b>	<b>11</b>	<b>1</b>	<b>7</b>	<b>200:00</b>

SCORE BY PERIODS	1ST	2ND	TOT.	DEADBALL REBS.	TOT.
Providence	32	39	71	Providence	2
Georgia	34	30	64	Georgia	3

Officials: Mike Roberts, Don Daily, Darron George. Att.: TBD.

	PC	UGA
POINTS IN THE PAINT	34	32
POINTS OFF TURNOVERS	12	13
2ND CHANCE POINTS	11	19
BENCH POINTS	7	13

# 3

## Georgia 64, N.C. Central 54

11/12/23 • Athens, Ga.



7

**Georgia 68,  
Florida State 66**  
11/29/23 • Tallahassee, Fla.

**GEORGIA (4-3)**

Player	FGs	3FGs	FTs	Rb	Pf	Pts	A	T	B	S	MP
DeLoach	0-1	0-0	0-2	3	4	0	0	1	0	0	17:23
Tchewa	0-1	0-0	0-0	6	2	0	1	1	0	0	18:01
Abdur-Rahim	4-7	4-6	0-0	0	3	12	0	1	0	1	25:44
Thomasson	2-9	2-8	2-3	3	1	8	3	0	0	0	24:51
Demary	4-9	1-3	6-10	6	4	15	3	2	1	1	28:06
Moncrieffe	0-2	0-0	0-0	3	1	0	0	1	0	0	07:22
Melendez	5-11	0-3	2-2	11	0	12	1	2	0	2	25:58
Hill	5-10	0-2	3-5	1	1	13	3	2	0	0	27:29
Blue Cain	1-4	1-3	0-0	0	2	3	0	0	0	0	12:38
Anselem-Ibe	1-1	0-0	3-4	3	2	5	0	0	0	0	12:28
Team				2							
<b>TOTALS</b>	<b>22-55</b>	<b>8-25</b>	<b>16-26</b>	<b>38</b>	<b>20</b>	<b>68</b>	<b>11</b>	<b>10</b>	<b>1</b>	<b>4</b>	<b>200:00</b>

**FLORIDA STATE (4-2)**

Player	FGs	3FGs	FTs	Rb	Pf	Pts	A	T	B	S	MP
Watkins	2-10	1-3	2-2	5	5	7	1	4	1	1	24:40
De Green	4-9	0-2	6-7	9	2	14	1	3	0	0	26:17
Miller	3-6	3-4	0-0	5	5	9	2	0	1	0	22:42
Warley	0-7	0-0	0-2	6	4	0	3	0	0	0	28:49
Da Green	8-16	4-8	1-2	5	2	21	2	0	0	0	35:24
Jackson	1-5	0-2	2-2	0	2	4	1	0	0	1	14:42
Corhen	1-2	0-0	1-1	1	0	3	0	0	0	0	10:23
Nickelberry	0-2	0-2	0-0	1	0	0	0	1	0	0	10:11
Fletcher	2-4	0-1	2-2	3	3	6	0	1	0	0	18:04
Gainey	0-2	0-0	0-0	2	1	0	0	0	0	0	03:20
House	0-0	0-0	0-0	0	0	0	0	0	0	0	01:42
Bowen	1-1	0-0	0-0	1	0	2	0	0	0	0	03:46
Team				4							
<b>TOTALS</b>	<b>22-64</b>	<b>8-22</b>	<b>14-18</b>	<b>42</b>	<b>24</b>	<b>66</b>	<b>10</b>	<b>9</b>	<b>2</b>	<b>2</b>	<b>200:00</b>

SCORE BY PERIODS	1ST	2ND	TOT.	DEADBALL REBS.	TOT.
Georgia	21	47	68	Georgia	4
Florida State	25	41	66	5	

Officials: Lee Cassell, Bill Covington, AJ Desai. Att.: 6,688.

POINTS IN THE PAINT	UGA	FSU
26	20	
POINTS OFF TURNOVERS	17	11
2ND CHANCE POINTS	8	11
BENCH POINTS	33	15

8

**Georgia 80,  
Mercer 69**  
12/1/23 • Athens, Ga.

**MERCER (2-5)**

Player	FGs	3FGs	FTs	Rb	Pf	Pts	A	T	B	S	MP
McCreary	6-12	0-0	3-4	3	3	15	0	1	1	4	22:27
Ngumazi	3-7	0-2	0-0	2	2	6	1	1	0	1	14:19
Quinones	4-6	2-2	0-0	5	3	10	7	2	0	0	30:36
Hunter	1-5	1-2	1-2	0	2	4	1	0	0	0	11:11
Carmody	1-5	0-0	0-0	2	4	2	1	0	0	0	15:14
Benard	0-2	0-0	0-0	1	1	0	0	1	0	2	11:25
Holt	3-4	2-2	0-2	4	3	8	1	0	0	0	23:54
Davis	5-10	3-8	0-0	3	4	13	2	2	0	0	32:04
Cobb	0-2	0-1	0-0	0	1	0	3	0	0	0	12:47
Grant	0-1	0-1	0-0	0	2	0	2	0	0	0	03:52
Thomas	4-13	2-5	1-2	3	3	11	2	0	0	1	22:11
Team				6							
<b>TOTALS</b>	<b>27-67</b>	<b>10-23</b>	<b>5-10</b>	<b>29</b>	<b>28</b>	<b>69</b>	<b>20</b>	<b>7</b>	<b>1</b>	<b>8</b>	<b>200:00</b>

**GEORGIA (5-3)**

Player	FGs	3FGs	FTs	Rb	Pf	Pts	A	T	B	S	MP
Moncrieffe	0-2	0-0	1-3	5	0	1	2	2	1	0	14:17
Tchewa	3-5	0-0	4-8	8	2	10	2	2	1	1	32:31
Abdur-Rahim	2-4	1-1	8-9	1	0	13	0	0	1	1	22:54
Thomasson	2-7	1-3	0-0	3	1	5	1	0	0	0	25:02
Demary	4-7	2-4	3-4	7	2	13	1	2	0	0	30:52
Cain	2-3	1-2	1-2	2	3	6	0	3	1	1	15:33
Hill	3-4	1-1	4-6	4	1	11	1	2	0	0	23:35
Melendez	5-8	2-4	6-6	4	3	18	2	3	0	1	27:47
Anselem-Ibe	0-0	0-0	3-4	0	2	3	1	0	0	1	07:29
Team				5							
<b>TOTALS</b>	<b>21-40</b>	<b>8-15</b>	<b>30-42</b>	<b>39</b>	<b>14</b>	<b>80</b>	<b>10</b>	<b>14</b>	<b>4</b>	<b>5</b>	<b>200:00</b>

SCORE BY PERIODS	1ST	2ND	TOT.	DEADBALL REBS.	TOT.
Mercer	31	38	69	Mercer	3
Georgia	44	36	80	Georgia	5

Officials: Vladimir Voyard-Tadal, Patrick Evans, Paul Szclz. Att.: 5,694.

POINTS IN THE PAINT	MU	UGA
12	22	
POINTS OFF TURNOVERS	12	6
2ND CHANCE POINTS	2	8
BENCH POINTS	32	36

9

**Georgia 76,  
Georgia Tech 62**  
12/5/23 • Athens, Ga.

**GEORGIA TECH (4-3)**

Player	FGs	3FGs	FTs	Rb	Pf	Pts	A	T	B	S	MP
Ndongo	4-12	0-0	0-0	11	3	8	3	4	3	3	24:20
Dowuona	0-1	0-0	0-0	1	0	0	0	1	0	0	08:02
George	2-9	1-5	0-0	5	3	5	1	0	0	0	26:36
Kelly	4-15	2-8	2-2	7	2	12	4	2	0	1	31:42
Reeves	5-10	2-5	0-0	3	0	12	0	0	0	0	27:51
Coleman	3-12	2-6	0-0	4	2	8	2	0	0	1	27:53
Sturdivant	1-4	1-1	0-0	0	2	3	3	0	0	1	13:24
Claude	1-4	0-0	3-6	4	2	5	1	1	0	0	10:54
Sacko	1-3	0-1	0-2	3	1	2	1	0	0	1	09:33
Murphy	0-0	0-0	0-0	0	0	0	0	0	0	0	02:05
Gapare	3-5	0-1	1-3	2	3	7	0	0	0	2	17:40
Team				3							
<b>TOTALS</b>	<b>24-75</b>	<b>8-27</b>	<b>6-13</b>	<b>43</b>	<b>18</b>	<b>62</b>	<b>15</b>	<b>8</b>	<b>5</b>	<b>7</b>	<b>200:00</b>

**GEORGIA (6-3)**

Player	FGs	3FGs	FTs	Rb	Pf	Pts	A	T	B	S	MP
Moncrieffe	0-1	0-0	0-0	1	0	0	1	1	1	0	06:33
Tchewa	2-5	0-1	3-4	9	4	7	3	2	0	1	30:14
Abdur-Rahim	5-9	1-3	1-1	8	1	12	0	1	0	0	27:43
Thomasson	6-10	2-5	2-3	5	0	16	2	0	0	3	27:17
Demary	3-9	0-2	2-5	7	4	8	1	0	0	0	26:38
Melendez	2-10	0-7	2-2	7	0	6	1	2	1	0	26:19
Hill	4-13	3-8	3-4	2	0	14	4	1	0	0	25:09
Cain	4-7	4-7	0-0	4	0	12	2	1	0	0	20:21
Anselem-Ibe	0-1	0-0	1-2	2	3	1	0	1	2	0	09:46
Team				5							
<b>TOTALS</b>	<b>26-65</b>	<b>10-33</b>	<b>14-21</b>	<b>50</b>	<b>14</b>	<b>76</b>	<b>14</b>	<b>9</b>	<b>4</b>	<b>4</b>	<b>200:00</b>

SCORE BY PERIODS	1ST	2ND	TOT.	DEADBALL REBS.	TOT.
Ga. Tech	20	42	62	Ga. Tech	6
Georgia	36	40	76	Georgia	5

Officials: Pat Adams, Steven Anderson, Jerry Heater. Att.: 9,017.

POINTS IN THE PAINT	GT	UGA
32	28	
POINTS OFF TURNOVERS	10	13
2ND CHANCE POINTS	23	16
BENCH POINTS	25	33

10

**Georgia 66,  
High Point 58**  
12/16/23 • Athens, Ga.

**HIGH POINT (8-4)**

Player	FGs	3FGs	FTs	Rb	Pf	Pts	A	T	B	S	MP
Hamilton	4-18	2-7	1-2	10	2	11	3	2	0	2	37:33
Bodo Bodo	1-3	0-0	1-4	15	1	3	0	2	4	0	30:39
Benham	4-11	4-9	6-6	6	1	18	3	0	0	0	33:26
Thiam	1-11	0-5	1-1	2	4	3	0	0	0	0	24:24
Miles	5-17	1-8	4-4	3	4	15	2	1	0	2	31:33
Potter	0-1	0-1	0-0	2	2	0	0	0	0	0	06:29
Giffa	2-12	2-6	2-2	2	2	8	2	2	0	2	31:03
Sargiunas	0-0	0-0	0-0	0	0	0	0	0	0	0	02:01
Dziuba	0-0	0-0	0-0	0	1	0	0	0	0	0	02:52
Team				11						2	
<b>TOTALS</b>	<b>17-73</b>	<b>9-36</b>	<b>15-19</b>	<b>51</b>	<b>17</b>	<b>58</b>	<b>10</b>	<b>9</b>	<b>4</b>	<b>6</b>	<b>200:00</b>

**GEORGIA (7-3)**

Player	FGs	3FGs	FTs	Rb	Pf	Pts	A	T	B	S	MP
Moncrieffe	0-3	0-0	1-2	2	1	1	0	2	1	0	10:35
Tchewa	4-8	0-0	3-3	6	3	11	1	1	3	0	29:33
Abdur-Rahim	1-4	1-2	3-3	4	2	6	0	0	0	0	20:58
Thomasson	4-10	0-3	3-4	6	0	11	2	1	0	0	26:46
Demary	4-7	2-2	2-2	6	2	12	4	1	1	2	30:34
Hill	2-5	0-2	3-6	2	1	7	1	1	0	0	26:04
Melendez	5-9	1-2	0-2	7	2	11	1	2	0	2	23:27
Cain	0-1	0-1	0-0	1	0	0	0	1	0	0	12:27
Anselem-Ibe	3-5	0-0	1-1	3	2	7	0	0	2	1	10:27
Sunahara	0-0	0-0	0-0	2	2	0	0	0	0	0	09:09
Team				1							
<b>TOTALS</b>	<b>23-52</b>	<b>4-12</b>	<b>16-23</b>	<b>40</b>	<b>15</b>	<b>66</b>	<b>9</b>	<b>9</b>	<b>7</b>	<b>5</b>	<b>200:00</b>

SCORE BY PERIODS	1ST	2ND	TOT.	DEADBALL REBS.	TOT.
High Point	33	25	58	High Point	2
Georgia	30	36	66	Georgia	3

Officials: Jason Baker, Garrick Shannon, Robert Felder. Att.: 6,523.

POINTS IN THE PAINT	HPU	UGA
14	34	
POINTS OFF TURNOVERS	8	10
2ND CHANCE POINTS	13	3
BENCH POINTS	8	25

11

**Georgia 94,  
Mount St. Mary's 82**  
12/20/23 • Athens, Ga.

# 13

**Georgia 93,  
Alabama A&M 73**  
12/30/23 • Athens, Ga.

## ALABAMA A&M (1-12)

Player	FGs	3FGs	FTs	Rb	Pf	Pts	A	T	B	S	MP
Peek	1-5	1-3	2-2	4	0	5	1	3	0	1	21:00
Williams	3-5	0-0	3-5	3	1	9	1	1	0	0	19:24
Tucker	5-6	1-1	0-0	2	3	11	5	3	0	2	27:46
Smith	5-8	1-2	3-5	2	1	14	0	3	0	2	21:47
Downey	2-4	1-3	0-0	3	3	5	0	2	0	0	18:20
Randall	1-3	0-0	2-2	1	1	4	2	4	1	1	16:27
Moodie	6-11	0-0	2-2	4	5	14	1	2	2	0	22:29
Lee	0-0	0-0	0-0	2	1	0	0	0	0	0	10:39
Bryant	1-7	0-0	4-4	3	3	6	1	0	0	0	15:32
McLean	0-3	0-1	2-3	1	3	2	0	0	0	0	07:34
Osborne	0-0	0-0	0-0	3	0	0	1	2	1	1	14:30
Hughley	1-1	1-1	0-0	0	0	3	0	0	0	1	04:32
Team					5			2			
<b>TOTALS</b>	<b>25-53</b>	<b>5-11</b>	<b>18-23</b>	<b>33</b>	<b>21</b>	<b>73</b>	<b>12</b>	<b>22</b>	<b>4</b>	<b>8</b>	<b>200:00</b>

## GEORGIA (10-3)

Player	FGs	3FGs	FTs	Rb	Pf	Pts	A	T	B	S	MP
Sunahara	3-5	1-1	0-0	4	1	7	0	1	1	1	19:58
Tchewa	2-3	0-0	2-2	8	3	6	2	0	0	2	22:28
Abdur-Rahim	2-11	1-8	2-4	2	3	7	0	0	1	2	19:39
Thomasson	3-6	1-2	0-2	3	2	7	3	0	0	2	15:47
Demary	4-8	0-1	2-6	2	3	10	5	4	0	1	21:34
Cain	7-9	3-5	1-2	1	3	18	1	0	0	1	21:58
Hill	4-11	2-5	0-0	2	0	10	5	1	0	2	21:57
James	4-4	1-1	0-1	3	1	9	1	1	2	0	13:56
Melendez	4-8	1-1	2-2	6	0	11	2	2	0	4	19:37
DeLoach	0-1	0-0	2-2	4	4	2	0	1	0	0	07:52
Anselem-Ibe	1-1	0-0	1-2	1	0	3	0	0	0	2	06:18
Moncrieffe	0-0	0-0	1-2	0	0	1	0	1	0	0	03:52
Newell	0-0	0-0	2-2	0	2	2	0	1	0	0	03:22
Klatsky	0-0	0-0	0-0	0	0	0	0	0	0	0	01:42
Team					1						
<b>TOTALS</b>	<b>34-67</b>	<b>10-24</b>	<b>15-27</b>	<b>37</b>	<b>22</b>	<b>93</b>	<b>19</b>	<b>12</b>	<b>6</b>	<b>15</b>	<b>200:00</b>

SCORE BY PERIODS	1ST	2ND	TOT.	DEADBALL REBS.	TOT.
Alabama A&M	24	49	73	Alabama A&M	3
Georgia	46	47	93	Georgia	5

Officials: Tony Greene, Keith Patterson, AJ Desai. Att.: 7,793.

POINTS IN THE PAINT	AAMU	UGA
POINTS OFF TURNOVERS	36	48
2ND CHANCE POINTS	10	24
BENCH POINTS	9	19
	29	56

# 16

**No. 5/5 Tennessee 85,  
Georgia 79**  
1/13/24 • Athens, Ga.

## TENNESSEE (12-4, 2-1)

Player	FGs	3FGs	FTs	Rb	Pf	Pts	A	T	B	S	MP
Aldoo	4-8	0-0	2-2	15	2	10	3	1	5	1	35:04
Knecht	12-20	5-8	7-9	4	1	36	3	1	1	1	33:22
Zeigler	5-10	1-6	7-10	5	0	18	5	6	0	2	37:34
Vescovi	2-5	2-5	0-0	2	4	6	3	2	0	0	26:23
James	2-9	0-3	0-0	6	2	4	2	2	0	0	27:05
Mashack	1-3	1-2	0-0	3	3	3	1	1	0	1	15:48
Gainey	0-1	0-1	0-0	1	1	0	0	0	0	0	13:20
Dillione	0-2	0-1	2-2	1	1	2	0	0	0	1	04:02
Awaka	3-3	0-0	0-0	2	2	6	0	1	0	0	07:22
Team					7						
<b>TOTALS</b>	<b>29-61</b>	<b>9-26</b>	<b>18-23</b>	<b>46</b>	<b>16</b>	<b>85</b>	<b>17</b>	<b>14</b>	<b>6</b>	<b>6</b>	<b>200:00</b>

## GEORGIA (12-4, 2-1)

Player	FGs	3FGs	FTs	Rb	Pf	Pts	A	T	B	S	MP
Sunahara	0-0	0-0	0-0	4	1	0	1	0	0	0	12:04
Tchewa	0-5	0-0	1-2	3	3	1	2	2	0	0	25:08
Abdur-Rahim	5-9	5-9	6-6	5	3	21	0	2	0	1	28:19
Thomasson	5-15	3-11	1-2	2	0	14	1	1	0	0	29:17
Demary	3-6	1-1	6-7	4	5	13	3	0	1	2	29:30
Hill	1-8	0-2	4-4	4	0	6	4	1	0	1	19:23
Cain	3-8	3-6	0-0	2	3	9	3	0	0	1	19:14
Melendez	5-14	2-4	1-2	6	1	13	0	1	0	0	23:01
DeLoach	1-4	0-0	0-0	5	2	2	0	1	0	1	14:04
Team					3					1	
<b>TOTALS</b>	<b>23-69</b>	<b>14-33</b>	<b>19-23</b>	<b>38</b>	<b>18</b>	<b>79</b>	<b>14</b>	<b>9</b>	<b>1</b>	<b>6</b>	<b>200:00</b>

SCORE BY PERIODS	1ST	2ND	TOT.	DEADBALL REBS.	TOT.
Tennessee	42	43	85	Tennessee	1
Georgia	37	42	79	Georgia	2

Officials: Doug Shows, Chuck Jones, Jason Baker. Att.: 10,523.

POINTS IN THE PAINT	UT	UGA
POINTS OFF TURNOVERS	36	18
2ND CHANCE POINTS	13	13
BENCH POINTS	14	16
	11	30

# 14

**Georgia 75,  
Missouri 68**  
1/6/24 • Columbia, Mo.

## GEORGIA (11-3, 1-0)

Player	FGs	3FGs	FTs	Rb	Pf	Pts	A	T	B	S	MP
Sunahara	0-0	0-0	0-0	1	1	0	1	0	0	0	08:32
Tchewa	5-5	0-0	8-9	11	2	18	1	2	0	1	29:20
Abdur-Rahim	3-8	3-6	0-0	3	4	9	2	1	0	0	31:09
Thomasson	6-9	3-6	0-0	4	0	15	2	1	0	1	32:21
Demary Jr.	2-4	1-2	5-6	6	2	10	0	3	0	0	25:51
Hill	5-12	4-8	2-6	2	0	16	4	3	0	1	28:44
Melendez	1-8	1-5	0-0	0	1	3	1	0	0	1	14:09
Cain	1-4	0-1	0-0	2	0	2	1	1	0	0	19:14
DeLoach	1-1	0-0	0-0	1	0	2	0	0	1	0	10:40
Team					4					1	
<b>TOTALS</b>	<b>24-51</b>	<b>12-28</b>	<b>15-21</b>	<b>34</b>	<b>10</b>	<b>75</b>	<b>12</b>	<b>12</b>	<b>1</b>	<b>4</b>	<b>200:00</b>

## MISSOURI (8-6, 0-1)

Player	FGs	3FGs	FTs	Rb	Pf	Pts	A	T	B	S	MP
Shaw	7-8	0-0	0-0	6	1	14	0	2	1	0	25:43
Carter	4-10	3-4	2-2	3	3	13	3	2	1	0	35:28
Bates	6-11	1-3	2-3	4	4	15	1	2	0	0	31:23
Honor	1-7	1-5	2-2	3	3	5	2	1	0	2	37:08
East	9-20	0-2	0-0	6	2	18	8	0	1	2	40:00
Vanover	0-2	0-1	0-0	0	1	0	0	0	0	0	06:21
Robinson	0-0	0-0	0-0	1	1	0	0	0	0	1	02:02
Carralero Martin	1-1	1-1	0-0	2	0	3	0	1	3	0	12:18
Butler	0-2	0-1	0-0	2	0	0	0	0	1	0	05:32
Lewis	0-1	0-1	0-0	0	0	0	0	0	0	0	01:51
Pierce	0-1	0-1	0-0	1	0	0	0	0	0	0	02:14
Team					3						
<b>TOTALS</b>	<b>28-63</b>	<b>6-19</b>	<b>6-7</b>	<b>31</b>	<b>18</b>	<b>168</b>	<b>14</b>	<b>8</b>	<b>7</b>	<b>5</b>	<b>200:00</b>

SCORE BY PERIODS	1ST	2ND	TOT.	DEADBALL REBS.	TOT.
Georgia	40	35	75	Georgia	3
Missouri	38	30	68	Missouri	1

Officials: Steven Anderson, Anthony Jordan, Wil Howard Att.: 12,407.

POINTS IN THE PAINT	UGA	MIZ
POINTS OFF TURNOVERS	22	36
2ND CHANCE POINTS	12	14
BENCH POINTS	4	15
	23	3

# 17

**Georgia 74,  
South Carolina 69**  
1/16/24 • Columbia, S.C.

## GEORGIA (13-4, 3-1)

Player	FGs	3FGs	FTs	Rb	Pf	Pts	A	T	B	S	MP
Sunahara	0-1	0-0	0-0	0	1	0	0	0	0	0	09:42
Tchewa	4-7	0-0	1-2	2	2	9	0	1	2	0	19:26
Abdur-Rahim	3-11	1-5	4-5	8	3	11	0	1	1	0	30:04
Thomasson	2-7	0-1	3-3	0	1	7	0	1	0	0	22:42
Demary Jr.	3-5	0-0	9-12	7	1	15	1	1	2	2	30:45
Melendez	4-7	2-4	2-2	2	2	12	0	2	0	0	16:01
Hill	3-12	0-1	3-4	1	2	9	5	1	0	1	28:14
Cain	2-6	0-2	2-2	5	2	6	1	0	0	2	22:57
DeLoach	0-2	0-0	0-0	3	3	0	1	0	0	0	06:15
Anselem-Ibe	2-3	0-0	1-2	5	3	5	0	0	2	0	13:54
Team					12					1	
<b>TOTALS</b>	<b>23-61</b>	<b>3-13</b>	<b>25-32</b>	<b>45</b>	<b>20</b>	<b>74</b>	<b>8</b>	<b>8</b>	<b>7</b>	<b>5</b>	<b>200:00</b>

## SOUTH CAROLINA (14-3, 2-2)

Player	FGs	3FGs	FTs	Rb	Pf	Pts	A	T	B	S	MP
Mack	5-13	1-6	5-6	5	3	16	0	1	1	0	27:35
Stute	2-6	1-3	0-0	1	3	5	1	1	0	0	19:59
Murray-Boyles	2-3	0-0	4-10	6	3	8	2	2	4	0	22:09
Johnson	6-11	4-7	3-4	4	5	19	1	1	0	1	31:28
Cooper	3-7	0-2	2-2	6	3	8	3	1	1	1	37:14
Davis	0-5	0-3	1-2	3	3	1	3	0	0	0	23:16
Wright	3-8	0-4	1-2	1	2	7	0	2	0	0	27:28
Gray	1-2	0-0	0-5	3	0	2	0	1	2	0	04:03
Ugusuk	0-1	0-1	0-0	0	0	0	0	0	0	0	03:21
Bosmans-Verdonk	1-2	0-0	1-1	0	2	3	2	0	0	0	03:19
Clark	0-0	0-0	0-0	1	0	0	0	0	0	0	00:08
Team					6						
<b>TOTALS</b>	<b>23-58</b>	<b>6-26</b>	<b>17-32</b>	<b>36</b>	<b>24</b>	<b>69</b>	<b>12</b>	<b>9</b>	<b>8</b>	<b>2</b>	<b>200:00</b>

19

Georgia 68,  
LSU 66  
1/24/24 • Athens, Ga.

## LSU (11-8, 3-3)

Player	FGs	3FGs	FTs	Rb	Pf	Pts	A	T	B	S	MP
Reed	1-5	1-3	0-0	4	4	3	1	0	0	0	22:45
Baker	2-5	0-0	0-0	6	1	4	0	5	0	0	20:32
Williams	2-4	2-3	0-0	1	4	6	2	2	0	2	24:52
Cook	8-17	4-8	1-2	3	4	21	3	4	0	4	34:55
Wright	5-13	3-5	5-6	3	2	18	2	2	1	0	34:59
Hannibal	1-5	0-0	3-3	5	2	5	2	1	0	0	19:01
Dean	2-3	0-0	1-1	2	2	5	0	0	0	2	19:28
Fountain	0-1	0-1	2-2	3	0	2	1	1	0	1	17:15
Wilkinson	1-4	0-3	0-0	3	0	2	0	0	1	0	06:13
Team				4					1		
TOTALS	22-57	10-23	12-14	34	19	66	11	16	2	9	200:00

## GEORGIA (14-5, 4-2)

Player	FGs	3FGs	FTs	Rb	Pf	Pts	A	T	B	S	MP
Sunahara	0-0	0-0	0-0	1	1	0	0	2	1	1	06:28
Tchewa	4-8	0-0	3-4	11	4	11	1	2	2	1	28:48
Abdur-Rahim	2-10	1-8	4-5	6	3	9	0	3	0	2	33:10
Thomasson	4-10	2-6	1-2	2	2	11	2	2	0	0	29:57
Demary	4-7	1-1	6-6	2	2	15	1	3	1	2	28:46
Hill	1-5	0-0	2-3	0	0	4	1	2	0	0	21:25
Melendez	3-4	1-1	2-3	2	2	9	0	1	0	0	20:51
Cain	2-4	0-1	0-0	1	2	4	1	0	0	0	19:25
DeLoach	2-3	0-0	1-1	3	1	5	0	2	1	1	11:10
Team				6					1		
TOTALS	22-51	5-17	19-24	34	17	68	6	18	5	7	200:00

SCORE BY PERIODS	1ST	2ND	TOT.	DEADBALL REBS.	TOT.
LSU	33	33	66	LSU	1
Georgia	35	33	68	Georgia	2

Officials: Terry Oglesby, Lucas Santos, Brian Dorsey. Att.: 9,243.

	LSU	UGA
POINTS IN THE PAINT	22	32
POINTS OFF TURNOVERS	18	12
2ND CHANCE POINTS	14	11
BENCH POINTS	14	22

20

Florida 102,  
Georgia 98  
1/27/24 • Gainesville, Fla. • OT

## GEORGIA (14-6, 4-3)

Player	FGs	3FGs	FTs	Rb	Pf	Pts	A	T	B	S	MP
Sunahara	0-0	0-0	0-0	0	0	0	0	1	0	0	03:09
Tchewa	7-8	0-0	1-2	11	1	15	2	1	1	1	33:24
Abdur-Rahim	3-8	1-4	1-2	3	5	8	0	2	0	0	27:45
Thomasson	4-10	1-3	0-2	1	1	9	2	1	0	0	28:01
Demary	1-5	0-0	2-2	0	5	4	1	1	0	0	17:28
Hill	5-11	1-3	0-3	2	2	11	9	2	0	2	36:02
Cain	5-13	2-6	2-2	2	3	14	2	0	0	1	34:18
Anselem-Ibe	0-0	0-0	0-0	2	1	0	0	0	1	0	06:16
Melendez	13-19	6-10	3-4	3	0	35	1	0	0	5	33:09
DeLoach	1-1	0-0	0-0	1	1	2	1	0	1	1	05:29
Team				2					1		
TOTALS	39-75	11-26	9-17	27	19	98	18	9	3	10	200:00

## FLORIDA (14-6, 4-3)

Player	FGs	3FGs	FTs	Rb	Pf	Pts	A	T	B	S	MP
Samuel	4-10	0-0	0-0	8	4	8	1	3	0	0	24:59
Handlogten	10-13	1-1	2-3	17	3	23	0	3	0	1	35:13
Pullin	6-9	1-1	7-8	7	2	20	8	1	0	1	41:14
Clayton	6-13	4-9	2-2	2	2	18	2	1	0	1	41:31
Richard	8-14	1-7	1-1	7	1	18	3	4	1	3	39:13
Kugel	1-4	0-1	1-2	0	3	3	2	2	0	1	18:42
Haug	1-2	0-1	0-0	1	0	2	0	0	0	0	04:56
Condon	3-6	0-0	4-4	4	1	10	5	2	1	0	18:01
Aberdeen	0-0	0-0	0-0	0	0	0	0	0	0	0	01:11
Team				2					2		
TOTALS	39-71	7-20	17-20	48	16	102	21	19	3	7	200:00

SCORE BY PERIODS	1ST	2ND	OT	TOT.	DEADBALL REBS.	TOT.
Georgia	34	51	13	98	Georgia	3
Florida	47	38	17	102	Florida	1

Officials: Pat Adams, K.B. Burdett Jr., Jason Baker. Att.: 10,045.

	UGA	UF
POINTS IN THE PAINT	54	56
POINTS OFF TURNOVERS	24	15
2ND CHANCE POINTS	3	12
BENCH POINTS	62	15

21

No. 24/22 Alabama 85,  
Georgia 76  
1310/24 • Athens, Ga.

## ALABAMA (15-6, 7-1)

Player	FGs	3FGs	FTs	Rb	Pf	Pts	A	T	B	S	MP
Nelson	8-11	2-4	2-2	3	3	20	0	1	2	1	28:56
Sears	8-14	3-5	4-4	5	2	23	5	2	0	4	37:26
Griffen	5-9	1-4	1-1	4	3	12	0	2	0	1	28:09
Wrightsell	2-5	1-4	2-2	1	2	7	2	0	0	4	25:08
Estrada	4-15	1-5	2-2	2	3	11	5	2	1	2	35:47
Wague	0-0	0-0	1-4	1	2	1	1	0	1	1	06:16
Stevenson	2-2	0-0	0-0	5	0	4	1	1	0	0	19:24
Walters	0-1	0-1	0-0	2	0	0	0	1	0	0	09:54
Dioubate	3-3	0-0	1-4	1	2	7	0	0	1	0	09:00
Team				2							
TOTALS	32-60	8-23	13-19	26	17	85	14	9	13	5	200:00

## GEORGIA (14-7, 4-4)

Player	FGs	3FGs	FTs	Rb	Pf	Pts	A	T	B	S	MP
Tchewa	5-10	0-0	0-0	9	1	10	0	3	1	0	26:13
Abdur-Rahim	1-6	1-4	4-4	1	5	7	0	2	0	1	19:44
Thomasson	6-12	3-5	0-0	2	2	15	2	1	1	1	33:43
Demary	3-10	0-1	4-7	2	1	10	2	4	0	1	28:52
Melendez	5-8	1-1	4-4	10	4	15	1	2	0	3	28:04
Hill	2-5	0-2	1-1	4	1	5	4	3	0	0	21:38
Cain	3-7	2-4	0-0	4	1	8	1	1	1	2	25:01
DeLoach	2-3	0-0	2-2	2	3	6	0	1	0	0	13:19
James	0-0	0-0	0-0	0	0	0	0	2	0	0	03:26
Team				5							
TOTALS	27-61	7-17	15-18	39	18	76	10	19	3	8	200:00

SCORE BY PERIODS	1ST	2ND	TOT.	DEADBALL REBS.	TOT.
Alabama	27	58	85	Alabama	5
Georgia	41	35	76	Georgia	1

Officials: Bart Lenox, Lee Cassell, Joe Lindsey. Att.: 10,523.

	UA	UGA
POINTS IN THE PAINT	42	34
POINTS OFF TURNOVERS	19	9
2ND CHANCE POINTS	11	20
BENCH POINTS	12	19

22

South Carolina 72,  
Georgia 62  
2/3/24 • Athens, Ga.

## SOUTH CAROLINA (19-3, 7-2)

Player	FGs	3FGs	FTs	Rb	Pf	Pts	A	T	B	S	MP
Mack	3-10	0-3	3-5	1	1	9	1	3	0	0	18:06
Murray-Boyles	7-9	0-0	2-2	5	1	16	4	0	2	2	27:07
Johnson	4-8	3-5	0-0	4	1	11	3	0	0	0	31:58
Davis	3-5	0-2	0-0	6	3	6	3	0	0	1	31:33
Cooper	3-6	3-4	1-2	3	1	10	8	2	0	1	38:04
Gray	7-9	0-0	1-2	8	2	15	1	1	0	0	18:21
Wright	1-4	0-2	0-0	3	0	2	4	0	0	0	17:49
Stute	0-3	0-2	0-0	0	1	0	1	0	0	1	10:27
Ugusuk	1-2	1-2	0-0	0	0	3	0	0	0	0	06:35
Team				4					1		
TOTALS	29-56	7-20	7-11	4	10	72	25	9	0	5	200:00

## GEORGIA (14-8, 4-5)

Player	FGs	3FGs	FTs	Rb	Pf	Pts	A	T	B	S	MP
Tchewa	2-5	0-0	1-1	6	2	5	0	0	1	2	22:25
Abdur-Rahim	6-15	4-12	4-4	3	2	20	0	0	2	1	32:05
Thomasson	4-12	2-6	0-0	4	1	10	2	0	0	0	29:35
Demary	2-4	0-1	2-2	2	2	6	2	4	0	1	22:31
Melendez	2-5	0-2	2-2	5	2	6	1	3	1	1	29:41
Cain	4-8	3-4	0-0	0	3	11	0	1	0	0	18:07
Hill	2-6	0-3	0-0	0	1	4	4	0	0	0	28:45
DeLoach	0-1	0-0	0-0	3	1	0	1	0	0	1	13:34
Anselem-Ibe	0-0	0-0	0-0	2	0	0	0	0	1	0	03:17
Team				3					1		
TOTALS	22-56	9-28	9-9	28	14	62	10	9	6	5	200:00

SCORE BY PERIODS	1ST	2ND	TOT.	DEADBALL REBS.	TOT.
S. Carolina	38	34	72	S. Carolina	3
Georgia	40	22	62	Georgia	0

Officials: Chuck Jones, Mike Nance, Bharat Rammanan. Att.: 10,523.

	SC	UGA
POINTS IN THE PAINT	40	24
POINTS OFF TURNOVERS	7	9
2ND CHANCE POINTS	6	2
BENCH POINTS	20	15

23

Mississippi State 75,  
Georgia 62  
2/7/24 • Starkville, Miss.

## GEORGIA (14-9, 4-6)

Player	FGs	3FGs	FTs	Rb	Pf	Pts	A	T	B	S	MP
Sunahara	0-2	0-0	2-2	1	0	2	0	0	0	1	07:28
Tchewa	2-3	0-0	2-2	4	2	6	0	3	0	0	29:20
Thomasson	7-12	6-11	0-0	2	1	20	0	2	0	0	34:59
Demary	0-4	0-3	5-6	5	0	5	1	3	1	1	25:10
Hill	2-12	0-3	0-0	3	4	4	1	0	1	0	25:37
Anselem-Ibe	0-0	0-0	1-2	3	0	1	0	1	0	0	10:40
Cain	4-12	2-7	0-0	3	0	10	0	2	0	2	21:49
Abdur-Rahim	3-8	2-6	0-1	5	3	8	0	1	0	1	19:55
Melendez	1-3	1-2	0-0	1	2	3	1	0	0	0	14:56
James	1-1	1-1	0-0	0	3	3	0	0	0	1	10:06
Team				6							



# 25

Florida 88,  
Georgia 82

2/17/24 • Athens, Ga.

## FLORIDA (18-7, 8-4)

Player	FGs	3FGs	FTs	Rb	Pf	Pts	A	T	B	S	MP
Samuel	3-6	0-1	1-2	4	4	7	0	1	0	1	18:16
Handlogten	1-1	0-0	0-0	2	4	2	2	0	0	0	16:01
Pullin	4-10	2-5	6-6	7	4	16	5	0	0	2	37:36
Clayton	8-18	1-5	4-4	5	1	21	2	2	1	2	31:47
Richard	1-6	1-4	7-7	4	2	10	1	1	0	0	31:17
Condon	4-7	1-2	1-1	3	4	10	1	1	0	1	19:24
Kugel	2-10	1-3	0-0	6	3	5	0	2	0	0	17:59
Haugh	6-9	3-4	2-6	7	1	17	0	1	1	1	26:19
Aberdeen	0-0	0-0	0-0	0	0	0	0	0	0	0	01:21
Team				1							
<b>TOTALS</b>	<b>29-67</b>	<b>9-24</b>	<b>21-26</b>	<b>39</b>	<b>23</b>	<b>88</b>	<b>11</b>	<b>8</b>	<b>2</b>	<b>7</b>	<b>200:00</b>

## GEORGIA (14-11, 4-8)

Player	FGs	3FGs	FTs	Rb	Pf	Pts	A	T	B	S	MP
DeLoach	0-2	0-0	0-0	6	3	0	0	1	0	0	18:55
Tchewa	5-6	0-0	5-10	4	3	15	1	5	0	0	33:58
Abdur-Rahim	1-5	1-5	7-7	1	4	10	0	2	1	0	22:45
Thomasson	10-18	5-11	1-2	2	3	26	1	1	0	1	32:35
Demary	1-4	0-1	2-4	2	3	4	1	2	0	1	25:43
Hill	5-6	0-0	4-4	2	0	14	4	2	0	0	24:22
Melendez	3-9	0-3	2-2	3	2	8	0	1	0	1	19:11
James	0-0	0-0	0-0	0	0	0	0	0	0	0	01:03
Cain	1-3	1-2	0-0	4	3	3	0	0	0	0	17:60
Anselem-Ibe	1-1	0-0	0-0	1	0	2	0	0	0	0	03:28
Team				6							
<b>TOTALS</b>	<b>27-54</b>	<b>7-22</b>	<b>21-29</b>	<b>31</b>	<b>21</b>	<b>82</b>	<b>7</b>	<b>14</b>	<b>1</b>	<b>3</b>	<b>200:00</b>

SCORE BY PERIODS	1ST	2ND	TOT.	DEADBALL REBS.	TOT.
Florida	40	48	88	Florida	4
Georgia	46	36	82	Georgia	4

Officials: Olandis Poole, Wil Howard, Josue Neves. Att.: 10,523.

	UF	UGA
POINTS IN THE PAINT	36	34
POINTS OFF TURNOVERS	18	15
2ND CHANCE POINTS	16	4
BENCH POINTS	32	27



# O BLUE CAIN

6-5 || 194 || FR. || GUARD || KNOXVILLE, TENN. || IMG ACADEMY || SPORTS MANAGEMENT

## SEASON & CAREER HIGHS

### POINTS

SEASON 18 vs. Alabama A&M, Miami

CAREER 18 vs. Alabama A&M, Miami

### REBOUNDS

SEASON 7 vs. N.C. Central (11/12/23)

CAREER 7 vs. N.C. Central (11/12/23)

### ASSISTS

SEASON 3 vs. Tennessee, N. Florida

CAREER 3 vs. Tennessee, N. Florida

### BLOCKS

SEASON 2 vs. N.C. Central (11/12/23)

CAREER 2 vs. N.C. Central (11/12/23)

### STEALS

SEASON 2 Four times, last vs. Miss. St.

CAREER 2 Four times, last vs. Miss. St.

### MINUTES

SEASON 34 vs. Florida (1/27/24)

CAREER 34 vs. Florida (1/27/24)

### FIELD GOALS MADE

SEASON 7 vs. Alabama A&M, Miami

CAREER 7 vs. Alabama A&M, Miami

### FIELD GOALS ATTEMPTED

SEASON 13 vs. Florida (1/27/24)

CAREER 13 vs. Florida (1/27/24)

### 3-POINTERS MADE

SEASON 4 vs. Ga. Tech, Miami

CAREER 4 vs. Ga. Tech, Miami

### 3-POINTERS ATTEMPTED

SEASON 9 vs. Miami (11/19/23)

CAREER 9 vs. Miami (11/19/23)

### FREE THROWS MADE

SEASON 2 vs. Florida-1, S. Carolina-1

CAREER 2 vs. Florida-1, S. Carolina-1

### FREE THROWS ATTEMPTED

SEASON 2 Four times, last vs. Florida-1

CAREER 2 Four times, last vs. Florida-1

## MISCELLANEOUS STATS

### DOUBLE-DIGIT POINTS

SEASON 8 CAREER 8

### DOUBLE-DIGIT REBOUNDS

SEASON 0 CAREER 0

## 2023-24 SEASON HIGHLIGHTS:

- Scored 12 points against Oregon, the first Georgia freshman with a double-digit performance in the season opener since Anthony Edwards and Sahvir Wheeler scored 24 and 19 points, respectively, in 2019.
- Paced the Bulldogs on the boards against N.C. Central with seven rebounds.
- Scored seven points in a span of 60 seconds to turn a two-point deficit into a five-point lead over No. 12/11 Miami en route to a game-high 18 points versus the Hurricanes.
- Notched all 12 of his points by connecting on 4-of-7 3-point attempts against Georgia Tech.
- Put up a game-high 18 points against Alabama A&M while also producing the best single-game FG percentage by any Bulldog this season (.778).
- Scored 10 of his 14 points at Florida in the final 3:16 of regulation, as the score went from UF up 83-72 to tied, 85-85.
- On the season, 35 of his 67 made field goals are 3-pointers – 52.2 percent.

## CAREER HIGHLIGHTS:

- Coached by Sean McAloon as a senior at IMG Academy.
- A consensus four-star recruit rated as the nation's No. 72 overall prospect in the 247Sports.com composite rankings.
- Overall, rated as the No. 53 prospect by On3.com, as well as No. 56 by ESPN.com, No. 77 by 247Sports.com and No. 94 by Rivals.com.
- Named first-team All-NIBC (National Interscholastic Basketball Conference), a league which featured five of the top-10 teams in the final ESPN SCNext national high school poll.
- Enjoyed a standout performance at the 2022 National Basketball Players Association's (NBPA) Top 100 camp, which was attended by 32 of the top 50 prospects in the Class of 2023.
- Was one of six players named first-team All-NBPA Camp and averaged 10.6 points, 6.3 rebounds, 3.3 assists and 1.4 steals while leading his team to the tournament championship.
- As a senior, averaged 12.9 points, 3.6 rebounds, 2.3 assists and 1.5 steals to help IMG Academy post an 18-8 record, reach the semifinals of the 2023 Geico Nationals and finish No. 9 in ESPN's SCNext national boys' basketball rankings.
- Coached by Michael Hutchins at Knoxville Catholic during his first three seasons of high school.
- Voted all-state by the Tennessee Sports Writers Association (TSWA) as both a sophomore and a junior.
- In 85 games played during three seasons at Knoxville Catholic, compiled 1213 points (14.3 ppg), 400 rebounds (4.7 rpg), 253 assists (3.0 apg) and 191 steals (2.2 spg) while helping the Fighting Irish to a combined record of 74-12.

## ▶ GAME-BY-GAME LINESCORES

Opponent	FGs	3FGs	FTs	OR	DR	RB	PF	PT	A	TO	B	S	MP
vs. Oregon	5-11	2-7	0-1	0	2	2	3	12	0	1	1	2	20
WAKE FOREST	1-3	0-2	0-1	0	0	0	0	2	1	0	0	1	15
N.C. CENTRAL	2-11	2-7	0-0	3	4	7	3	6	0	2	2	0	24
vs. Miami (Fla.)	7-12	4-9	0-0	1	3	4	1	18	2	2	0	0	23
vs. Providence	0-5	0-2	0-0	0	0	0	1	0	0	1	0	0	12
WINTHROP	2-5	0-2	0-0	0	0	0	1	4	0	1	0	0	18
at Florida State	1-4	1-3	0-0	0	0	0	2	3	0	0	0	0	13
MERCER	2-3	1-2	1-2	0	2	2	3	6	0	3	1	1	16
GEORGIA TECH	4-7	4-7	0-0	0	4	4	0	12	2	1	0	0	20
HIGH POINT	0-1	0-1	0-0	0	1	1	0	0	0	1	0	0	12
MOUNT ST. MARY'S	4-7	2-5	0-1	0	1	1	3	10	0	2	0	0	19
NORTH FLORIDA	2-5	1-3	0-0	0	0	0	0	5	3	0	1	0	21
ALABAMA A&M	7-9	3-5	1-2	0	1	1	3	18	1	0	0	1	22
at Missouri	1-4	0-1	0-0	0	2	2	0	2	1	1	0	0	19
ARKANSAS	3-4	1-1	0-0	0	2	2	1	7	1	0	0	1	20
TENNESSEE	3-8	3-6	0-0	1	1	2	3	9	3	0	0	1	19
at South Carolina	2-6	0-2	2-2	0	5	5	2	6	1	0	0	2	23
at Kentucky	1-2	0-1	0-0	0	1	1	1	2	1	0	0	0	16
LSU	2-4	0-1	0-0	1	0	1	2	4	1	0	0	0	19
at Florida	5-13	2-6	2-2	0	2	2	3	14	2	0	0	1	34
ALABAMA	3-7	2-4	0-0	1	3	4	1	8	1	1	1	2	25
SOUTH CAROLINA	4-8	3-4	0-0	0	0	0	3	11	0	1	0	0	18
at Mississippi State	4-12	2-7	0-0	0	3	3	0	10	0	2	0	2	22
at Arkansas	1-6	1-5	0-0	0	2	2	1	3	0	0	0	1	20
FLORIDA	1-3	1-2	0-0	0	4	4	3	3	0	0	0	0	18
at Vanderbilt													
AUBURN													
at LSU													
TEXAS A&M													
OLE MISS													
at Auburn													

## ▶ OVERALL CAREER STATISTICS

	GP-GS	MP-Avg.	FGs	Pct.	3FGs	Pct.	FTs	Pct.	O+R=Tot.-Avg.	PF-D	A	TO	BL	ST	Pts.-Avg.
2023-24	25-0	488-19.5	67-160	.419	35-95	.368	6-11	.545	7+43=50-2.0	40-0	20	19	6	15	175-7.0
TOTALS	25-0	488-19.5	67-160	.419	35-95	.368	6-11	.545	7+43=50-2.0	40-0	20	19	6	15	175-7.0



# 1 JABRI ABDUR-RAHIM

6-8 || 210 || SR. || GUARD || SOUTH ORANGE, N.J. || TR.-VIRGINIA || COMMUNICATION STUDIES

## SEASON & CAREER HIGHS

### POINTS

SEASON 34 vs. Kentucky (1/20/24)

CAREER 34 vs. Kentucky (1/20/24)

### REBOUNDS

SEASON 8 vs. S. Carolina-1, Ga. Tech

CAREER 11 vs. Notre Dame (12/18/22)

### ASSISTS

SEASON 2 vs. Three times, last vs. Kentucky

CAREER 2 Six times, last vs. Kentucky (1/20/24)

### BLOCKS

SEASON 2 vs. S. Carolina (2/3/24)

CAREER 2 Four times, last vs. S. Carolina (2/3/24)

### STEALS

SEASON 3 vs. Mt. St. Mary's (12/20/23)

CAREER 3 vs. Mt. St. Mary's (12/20/23)

### MINUTES

SEASON 33 vs. LSU, Kentucky

CAREER 34 vs. Texas A&M (2/4/23)

### FIELD GOALS MADE

SEASON 8 vs. Kentucky (1/20/24)

CAREER 8 vs. Kentucky (1/20/24)

### FIELD GOALS ATTEMPTED

SEASON 16 vs. Kentucky (1/20/24)

CAREER 16 vs. Kentucky (1/20/24)

### 3-POINTERS MADE

SEASON 7 vs. Kentucky (1/20/24)

CAREER 7 vs. Kentucky (1/20/24)

### 3-POINTERS ATTEMPTED

SEASON 14 vs. Kentucky (1/20/24)

CAREER 14 vs. Kentucky (1/20/24)

### FREE THROWS MADE

SEASON 11 vs. Kentucky (1/20/24)

CAREER 11 vs. Kentucky (1/20/24)

### FREE THROWS ATTEMPTED

SEASON 13 vs. Kentucky (1/20/24)

CAREER 13 vs. Kentucky (1/20/24)

## MISCELLANEOUS STATS

### DOUBLE-DIGIT POINTS

SEASON 15 CAREER 34

### DOUBLE-DIGIT REBOUNDS

SEASON 0 CAREER 1

### DOUBLE-DOUBLES

SEASON 0 CAREER 1

### 20-POINT GAMES

SEASON 4 CAREER 4

### 30-POINT GAMES

SEASON 1 CAREER 1

## 2023-24 SEASON HIGHLIGHTS:

- Selected as the male student-athlete on the UGA's Athletic Board for the 2023-24 academic year, chosen to represent roughly 275 student-athletes across nine UGA men's athletic teams.
- Scored a game-high 18 points in the season opener against Oregon.
- Georgia's leading scorer in two of the first three games . . . after doing so once in 32 outings last season.
- Converted on 10-of-10 free throws against Mount St. Mary's, equaling the school record for single-game FT percentage.
- Moved past the minimum FT makes (50) to be included in UGA's season free throw percentage leaders and moved atop that ledger at .917 (55-of-60 at that point). He's currently No. 4.
- Exploded for career highs of 34 points and seven made 3-pointers and 11 FT makes at No. 8/10 Kentucky, representing the most points in a game by a Bulldog since Anthony Edwards in 2020.
- Has moved into UGA's career leaders in free throw percentage at No. 3 with a conversion rate of .829.
- Now ranked No. 15 all-time among UGA's career leaders for 3-pointers with 134 trifectas, nine shy of co-Nos. 13 Ty Wilson and Ray Harrison.

## CAREER HIGHLIGHTS:

- Named to the SEC's Community Service Team for men's basketball in both 2022 and 2023.
- AS A JUNIOR AT UGA IN 2022-23**, one of only three Bulldogs – along with Braelen Bridges and Justin Hill – to log PT in all 32 games.
- Georgia's most productive and efficient 3-point shooter, connecting on a team-high 46 shots from the arc at a team-best 38.7 percent.
- Of his 3-pointers, 65.2 percent (30-of-46) came against SEC foes.
- Converted on a team-best 81.8 percent (54-of-66) of his trips to the free throw line.
- AS A SOPHOMORE AT UGA IN 2021-22**, one of three Bulldogs to play in every game, starting three of the first six games before coming off the bench for the final 26.
- Knocked down a 3-pointer with 1:56 left that put Georgia up for good in the Bulldogs' upset of No. 18 Memphis.
- AS A FRESHMAN AT UVA IN 2020-21**, helped the Cavaliers to an ACC regular-season title and an NCAA Tournament bid.
- PRIOR TO COLLEGE**, coached by Joe Mantegna at the Blair Academy, as a junior and a senior.
- Named 2019 Gatorade Player of the Year for New Jersey following his junior year before missing all but two games of his senior season due to an injury.
- A consensus top-50 prospect in the Class of 2020, rated No. 38 by both ESPN.com and in the 247Sports.com composite, No. 41 by 247Sports.com and No. 45 by rivals.com.
- Twice earned MaxPreps All-America accolades for his class, securing third-team Freshman honors in 2017 and honorable mention Sophomore recognition in 2018.
- Coached by Kevin Williams at Seton Hall Prep as a freshman and sophomore.

## ▶ GAME-BY-GAME LINESCORES

Opponent	FGs	3FGs	FTs	OR	DR	RB	PF	PT	A	TB	S	MP
vs. Oregon	* 3-8	3-6	9-12	0	5	5	4	18	0	0	0	32
WAKE FOREST	* 5-12	3-7	4-4	1	3	4	2	17	0	1	0	30
N.C. CENTRAL	* 1-5	1-4	10-11	2	2	4	0	13	0	2	0	25
vs. Miami (Fla.)	* 3-11	1-8	6-6	2	3	5	3	13	0	2	0	28
vs. Providence	* 3-7	3-6	0-0	1	0	1	1	9	0	1	0	26
WINTHROP	* 2-6	2-4	4-4	0	4	4	2	10	1	1	0	24
at Florida State	* 4-7	4-6	0-0	0	0	0	3	12	0	1	0	26
MERCER	* 2-4	1-1	8-9	0	1	1	0	13	0	0	1	23
GEORGIA TECH	* 5-9	1-3	1-1	1	7	8	1	12	0	1	0	28
HIGH POINT	* 1-4	1-2	3-3	1	3	4	2	6	0	0	0	21
MOUNT ST. MARY'S	* 5-9	3-5	10-10	1	3	4	1	23	0	1	0	32
NORTH FLORIDA	* 5-10	5-8	3-4	0	4	4	3	18	1	0	1	22
ALABAMA A&M	* 2-11	1-8	2-4	1	1	2	3	7	0	0	1	20
at Missouri	* 3-8	3-6	0-0	0	3	3	4	9	2	1	0	31
ARKANSAS	* 1-8	1-6	2-2	0	6	6	4	5	2	2	1	29
TENNESSEE	* 5-9	5-9	6-6	2	3	5	3	21	0	2	0	28
at South Carolina	* 3-11	1-5	4-5	3	5	8	3	11	0	1	1	30
at Kentucky	* 8-16	7-14	11-13	1	0	1	2	34	2	0	0	33
LSU	* 2-10	1-8	4-5	1	5	6	3	9	0	3	0	23
at Florida	* 3-8	1-4	1-2	1	2	3	5	8	0	2	0	28
ALABAMA	* 1-6	1-4	4-4	0	1	1	5	7	0	2	0	20
SOUTH CAROLINA	* 6-15	4-12	4-4	1	2	3	2	20	0	0	2	32
at Mississippi State	3-8	2-6	0-1	1	4	5	3	8	0	1	0	20
at Arkansas	* 2-6	0-4	0-0	0	2	2	2	4	1	3	1	30
FLORIDA	* 1-5	1-5	7-7	0	1	1	4	10	0	2	1	23
at Vanderbilt												
AUBURN												
at LSU												
TEXAS A&M												
OLE MISS												
at Auburn												

## ▶ OVERALL CAREER STATISTICS

	GP-GS	MP-Avg.	FGs	Pct.	3FGs	Pct.	FTs	Pct.	O+R=Tot.-Avg.	PF-D	A	TO	BL	ST	Pts.-Avg.
2020-21-UVA	8-0	35-4.4	2-10	.200	1-7	.143	2-2	1.000	0+2=2-0.3	7-0	2	1	1	1	7-0.9
2021-22-UGA	32-3	606-18.9	62-171	.363	32-98	.327	66-86	.767	31+70=101-3.2	60-2	14	35	10	13	222-6.9
2022-23-UGA	32-0	598-18.7	64-160	.400	46-119	.387	54-66	.818	22+63=85-2.7	57-1	7	16	10	16	228-7.1
2023-24-UGA	25-24	668-26.7	79-213	.371	56-151	.371	103-117	.880	20+70=90-3.6	65-2	9	29	9	19	317-12.7
UGA TOTALS	89-27	1871-21.0	205-544	.377	134-368	.364	223-269	.829	73+203=276-3.1	182-5	30	80	29	48	767-8.6
TOTALS	97-27	1906-19.7	207-554	.374	135-375	.360	225-271	.830	73+205=278-2.9	189-5	32	81	30	49	774-8.0





# 2 LAMARIYON "MARI" JORDAN

6-6 || 190 || FR. || GUARD || ATLANTA, GA. || NORCROSS HIGH SCHOOL || UNDECIDED

## SEASON & CAREER HIGHS

### POINTS

SEASON –  
CAREER –

### REBOUNDS

SEASON –  
CAREER –

### ASSISTS

SEASON –  
CAREER –

### BLOCKS

SEASON –  
CAREER –

### STEALS

SEASON –  
CAREER –

### MINUTES

SEASON –  
CAREER –

### FIELD GOALS MADE

SEASON –  
CAREER –

### FIELD GOALS ATTEMPTED

SEASON –  
CAREER –

### 3-POINTERS MADE

SEASON –  
CAREER –

### 3-POINTERS ATTEMPTED

SEASON –  
CAREER –

### FREE THROWS MADE

SEASON –  
CAREER –

### FREE THROWS ATTEMPTED

SEASON –  
CAREER –

## MISCELLANEOUS STATS

### DOUBLE-DIGIT POINTS

SEASON 0 CAREER 0

### DOUBLE-DIGIT REBOUNDS

SEASON 0 CAREER 0

## 2023-24 SEASON HIGHLIGHTS:

- ◇ Logged two minutes of action in UGA's exhibition matchup with Eastern Kentucky.

## CAREER HIGHLIGHTS:

- ◇ Coached by Jesse McMillan during his senior season at Norcross High School.
- ◇ Listed as the No. 108 overall recruit in the Class of 2023 in the 247Sports.com composite after being ranked No. 84 by ESPN.com, No. 147 by both 247Sports.com, No. 149 by Rivals.com and No. 154 by On3.com.
- ◇ Named all-state by the Atlanta Journal-Constitution following his junior and senior seasons, earning second-team honors for Class 7A in 2023 after securing first-team status in Class 6A in 2022.
- ◇ In 111 career varsity outings at Norcross and Dacula, compiled 1768 points (15.9 ppg), 667 rebounds (6.0 rpg), 234 assists and 134 steals.
- ◇ Coached by Byron Wilson during his first three seasons of prep play at Dacula High where, over three campaigns, he recorded 1,257 points (16.5 ppg), 434 rebounds (5.7 rpg), 128 blocks (1.7 mpg), 109 assists (1.4 apg) and 104 steals (1.9 spg).

## ▶ GAME-BY-GAME LINESCORES

Opponent	FGs	3FGs	FTs	OR	DR	RB	PF	PT	A	T	B	S	MP
vs. Oregon	DNP												
WAKE FOREST	DNP												
N.C. CENTRAL	DNP												
vs. Miami (Fla.)	DNP												
vs. Providence	DNP												
WINTHROP	DNP												
at Florida State	DNP												
MERCER	DNP												
GEORGIA TECH	DNP												
HIGH POINT	DNP												
MOUNT ST. MARY'S	DNP												
NORTH FLORIDA	DNP												
ALABAMA A&M	DNP												
at Missouri	DNP												
ARKANSAS	DNP												
TENNESSEE	DNP												
at South Carolina	DNP												
at Kentucky	DNP												
LSU	DNP												
at Florida	DNP												
ALABAMA	DNP												
SOUTH CAROLINA	DNP												
at Mississippi State	DNP												
at Arkansas	DNP												
FLORIDA	DNP												
at Vanderbilt													
AUBURN													
at LSU													
TEXAS A&M													
OLE MISS													
at Auburn													

## ▶ OVERALL CAREER STATISTICS

	GP-GS	MP-Avg.	FGs	Pct.	3FGs	Pct.	FTs	Pct.	O+R=Tot.-Avg.	PF-D	A	T	BL	ST	Pts.-Avg.
2023-24	–														
TOTALS	–														



# 3 NOAH THOMASSON



6-4 || 210 || GRAD. || GUARD || HOUSTON, TEXAS || TR.-NIAGARA || NONPROFIT MANAGEMENT & LEADERSHIP

## SEASON & CAREER HIGHS

### POINTS

SEASON 26 vs. Florida (2/17/24)  
CAREER 35 vs. Canisius (3/4/23)

### REBOUNDS

SEASON 6 vs. High Point (12/16/23)  
CAREER 9 vs. Quinnipiac (2/10/23)

### ASSISTS

SEASON 3 Five times, last vs. Ala. A&M  
CAREER 9 Two times, last vs. Marist (1/15/23)

### BLOCKS

SEASON 1 vs. Alabama (1/31/24)  
CAREER 2 Three times, last vs. Siena (2/5/23)

### STEALS

SEASON 3 vs. Ga. Tech (12/5/23)  
CAREER 4 vs. Manhattan (1/18/22)

### MINUTES

SEASON 36 vs. Wake Forest (11/10/23)  
CAREER 43 vs. Fairfield (1/6/23)

### FIELD GOALS MADE

SEASON 10 vs. Florida (2/17/24)  
CAREER 15 vs. Canisius (3/4/23)

### FIELD GOALS ATTEMPTED

SEASON 21 vs. Providence (11/19/23)  
CAREER 26 vs. Canisius (3/4/23)

### 3-POINTERS MADE

SEASON 6 vs. Miss. St. (2/7/24)  
CAREER 6 vs. Miss. St. (2/7/24)

### 3-POINTERS ATTEMPTED

SEASON 11 Three times, last vs. Florida-2  
CAREER 11 Three times, last vs. Florida-2

### FREE THROWS MADE

SEASON 3 Five times, last Kentucky  
CAREER 9 vs. Siena (1/13/23)

### FREE THROWS ATTEMPTED

SEASON 5 vs. N.C. Central (11/12/23)  
CAREER 9 vs. Siena (1/13/23)

## MISCELLANEOUS STATS

### DOUBLE-DIGIT POINTS

SEASON 16 CAREER 66

### DOUBLE-DIGIT REBOUNDS

SEASON 0 CAREER 0

### DOUBLE-DOUBLES

SEASON 0 CAREER 0

### 20-POINT GAMES

SEASON 4 CAREER 26

### 30-POINT GAMES

SEASON 0 CAREER 1

## 2023-24 SEASON HIGHLIGHTS:

- Scored 15 points in exhibition victory over Eastern Kentucky.
- Exploded for 21 points in the home opener versus Wake Forest, including 13 in the second half.
- Named to the all-tournament team at the Baha Mar Hoops Bahamas Championship after averaging 16.5 ppg in outings against No. 12/11 Miami and Providence.
- Scored a season-high 24 points against Winthrop while producing the UGA's best 3FG (.714) percentage of the season.
- Exploded for 13 first-half points in his SEC debut at Missouri, converting 5-of-6 FGs and 3-of-4 3FGs in the period.
- Scored his 1,200th career point in the SEC opener at Missouri.
- Notched his 1,250th point against LSU.
- Posted his 1,300th point at Mississippi State during his third 20-point performance of the season.
- Leads Georgia with 16 double-digit scoring performances, including a quartet of 20-point outings.

## CAREER HIGHLIGHTS:

- Arrives in Athens with three seasons experience at the Division I level, playing at Houston Christian in 2019-20 and at Niagara in 2021-22 and 2022-23.
- Also played at Butler Community College in Kansas during 2020-21.
- In 85 combined outings at HCU and Niagara, compiled 1,025 points (12.1 ppg), 229 boards (2.7 rpg) and 220 assists (2.6 apg).
- IN TWO SEASONS AT NIAGARA**, started 60 of 61 games played at Niagara and averaged 15.2 points, 3.5 assists and 3.3 rebounds per game for the Purple Eagles.
- AS A SENIOR AT NIAGARA IN 2022-23**, unanimously voted first-team All-Metro Atlantic Athletic Conference (MAAC) after leading the league and ranking No. 34 nationally in scoring at 19.5 ppg.
- Reached double figures in 29 contests, including 17 20-point outings and a career-most 35 points at Canisius on March 4.
- Ranked No. 27 nationally in playing time, logging 36:23 per game.
- AS A JUNIOR AT NIAGARA IN 2021-22**, started 29 of 30 games played and among MAAC leaders, finished the season ranked No. 4 in assists (3.4 apg), No. 5 in assist-to-TO ratio (1.63) and No. 9 in playing time (33.1 mpg).
- Upped his scoring average by more than 4.5 points per game in MAAC games – from 7.8 in non-conference to 12.4 in league play.
- AS A SOPHOMORE AT BUTLER CC IN 2020-21**, named second-team All-KJCCC (Kansas Jayhawk Community College Conference) East Division after averaging 15.0 points, 4.7 assists and 4.3 rebounds per game.
- AS A FRESHMAN AT HOUSTON CHRISTIAN IN 2019-20**, reached double figures in the scoring column four times, headlined by a 17-point outing at Northwestern State on Jan. 5.
- PRIOR TO COLLEGE**, coached by Charlie Jones at George Ranch High School in Richmond, Texas where h was named all-state for Class 6A by the Texas Association of Basketball Coaches following his senior season.
- In 80 career outings over three seasons, compiled 976 points (12.2 ppg), 306 rebounds (3.8 rpg) and 219 assists (3.0 apg).
- As a senior, averaged 19.9 points, 4.7 rebounds and 3.6 assists per game and George Ranch reach the Elite Eight round of the 6A state tournament.

## ▶ GAME-BY-GAME LINESCORES

Opponent	FGs	3FGs	FTs	OR	DR	RB	PF	PT	A	TO	BL	ST	Pts	MP
vs. Oregon	* 2-9	1-4	1-1	0	2	2	2	6	3	3	0	0	29	
WAKE FOREST	* 9-18	3-8	0-0	2	3	5	2	21	3	0	0	0	36	
N.C. CENTRAL	* 0-5	0-4	2-5	1	4	5	1	2	3	1	0	1	27	
vs. Miami (Fla.)	* 5-9	3-6	1-4	1	1	2	1	14	0	2	0	0	26	
vs. Providence	* 7-21	2-8	3-4	1	4	5	1	19	1	0	0	2	33	
WINTHROP	* 8-13	5-7	3-4	0	3	3	1	24	2	0	0	0	25	
at Florida State	* 2-9	2-8	2-3	1	2	3	1	8	3	0	0	0	25	
MERCER	* 2-7	1-3	0-0	0	3	3	1	5	1	0	0	0	25	
GEORGIA TECH	* 6-10	2-5	2-3	1	4	5	0	16	2	0	0	3	27	
HIGH POINT	* 4-10	0-3	3-4	1	5	6	0	11	2	1	0	0	27	
MOUNT ST. MARY'S	* 8-12	1-2	0-0	0	2	2	0	17	0	1	0	2	27	
NORTH FLORIDA	* 4-8	2-4	0-0	0	2	2	0	10	0	0	0	0	19	
ALABAMA A&M	* 3-6	1-2	0-2	0	3	3	2	7	3	0	0	2	16	
at Missouri	* 6-9	3-6	0-0	1	3	4	0	15	2	1	0	1	32	
ARKANSAS	* 6-13	3-6	0-2	0	1	1	1	15	2	0	0	0	28	
TENNESSEE	* 5-15	3-11	1-2	1	1	2	0	14	1	1	0	0	29	
at South Carolina	* 2-7	0-1	3-3	0	0	0	1	7	0	1	0	0	23	
at Kentucky	* 2-10	0-4	3-3	1	2	3	0	7	1	1	0	1	27	
LSU	* 4-10	2-6	1-2	0	2	2	2	11	2	2	0	0	30	
at Florida	* 4-10	1-3	0-2	0	1	1	1	9	2	1	0	0	28	
ALABAMA	* 6-12	3-5	0-0	1	1	2	2	15	2	1	1	1	34	
SOUTH CAROLINA	* 4-12	2-6	0-0	0	4	4	1	10	2	0	0	0	30	
at Mississippi State	* 7-12	6-11	0-0	1	1	2	1	20	0	2	0	0	35	
at Arkansas	* 2-8	0-3	0-0	0	3	3	2	4	0	0	0	0	23	
FLORIDA	* 10-18	5-11	1-2	0	2	2	3	26	1	1	0	1	33	
at Vanderbilt														
AUBURN														
at LSU														
TEXAS A&M														
OLE MISS														
at Auburn														

## ▶ OVERALL CAREER STATISTICS

	GP-GS	MP-Avg.	FGs	Pct.	3FGs	Pct.	FTs	Pct.	O+R=Tot.-Avg.	PF-D	A	TO	BL	ST	Pts.-Avg.
2019-20-HC	24-0	246-10.4	34-67	.508	7-16	.438	21-27	.778	2+24=26-1.1	21-0	9	17	0	10	96-4.0
2021-22-NU	30-29	995-33.2	128-282	.454	26-72	.361	43-63	.683	12+73=85-2.8	45-0	103	63	5	15	325-10.8
2022-23-NU	31-31	1128-36.4	231-480	.481	54-140	.386	88-132	.667	16+102=118-3.8	57-0	108	78	11	23	604-19.5
NU TOTALS	61-60	2123-34.8	359-762	.471	80-212	.377	131-195	.672	28+175=203-3.3	102-0	211	141	16	38	929-15.2
2023-24-UGA	25-25	693-27.7	118-273	.432	51-137	.372	26-46	.565	13+59=72-2.9	26-0	38	19	1	14	313-12.5
TOTALS	110-85	3061-27.8	511-1102	.464	138-365	.378	178-268	.664	43+258=301-2.7	149-0	258	177	17	62	1338-12.2



# 4 SILAS DEMARY JR.

6-5 || 190 || FR. || GUARD || RALEIGH, N.C. || COMBINE ACADEMY || ENTERTAINMENT & MEDIA

## SEASON & CAREER HIGHS

### POINTS

SEASON 22 vs. Kentucky (1/20/24)

CAREER 22 vs. Kentucky (1/20/24)

### REBOUNDS

SEASON 8 vs. Miami (11/19/23)

CAREER 8 vs. Miami (11/19/23)

### ASSISTS

SEASON 7 vs. Miami (11/19/23)

CAREER 7 vs. Miami (11/19/23)

### BLOCKS

SEASON 2 vs. S. Carolina-1, Arkansas-1

CAREER 2 vs. S. Carolina-1, Arkansas-1

### STEALS

SEASON 4 vs. N.C. Central (11/12/23)

CAREER 4 vs. N.C. Central (11/12/23)

### MINUTES

SEASON 34 vs. Kentucky (1/20/24)

CAREER 34 vs. Kentucky (1/20/24)

### FIELD GOALS MADE

SEASON 7 vs. Arkansas (2/10/24)

CAREER 7 vs. Arkansas (2/10/24)

### FIELD GOALS ATTEMPTED

SEASON 11 vs. Kentucky (1/20/24)

CAREER 11 vs. Kentucky (1/20/24)

### 3-POINTERS MADE

SEASON 2 vs. High Point, Mercer

CAREER 2 vs. High Point, Mercer

### 3-POINTERS ATTEMPTED

SEASON 4 Three times, last vs. Mercer

CAREER 4 Three times, last vs. Mercer

### FREE THROWS MADE

SEASON 10 vs. Kentucky (1/20/24)

CAREER 10 vs. Kentucky (1/20/24)

### FREE THROWS ATTEMPTED

SEASON 12 vs. S. Carolina (1/16/24)

CAREER 12 vs. S. Carolina (1/16/24)

## MISCELLANEOUS STATS

### DOUBLE-DIGIT POINTS

SEASON 13 CAREER 13

### DOUBLE-DIGIT REBOUNDS

SEASON 0 CAREER 0

### 20-POINT GAMES

SEASON 1 CAREER 1

## 2023-24 SEASON HIGHLIGHTS:

- Scored 12 points and dished out five assists with 0 turnovers in an exhibition win over Eastern Kentucky.
- Started the season opener against Oregon, the first Bulldog freshman to get the nod in Georgia's initial outing since Anthony Edwards in 2019.
- Posted his first official double figure evening with 10 points against Wake Forest in the home opener.
- Collected two of his season-high four steals against N.C. Central in a span of 19 seconds, which directly led to layups accounting for four of his 10 points in the contest.
- Put together a complete linescore against No. 12/11 Miami, with nine points, eight boards, seven assists and three steals.
- Led Georgia offensively for the first time in his career with 15 points at Florida State.
- Equaled his season-high scoring output with 15 points at South Carolina, including additional season most for FT takes and makes (9-of-12).
- With UGA up 72-67 and 12 seconds left, blocked a 3-point attempt to end any doubt of the game's outcome.
- Scored 22 points at No. 8/10 Kentucky, the most by a UGA freshman against a top-10 team since Anthony Edwards' 37 vs. No. 3 Michigan State in the 2019 Maui Jim Maui Invitational.
- Has upped his scoring production in SEC play by 2.4 ppg, from 8.5 in non-conference action to 10.9 in league games.
- Much of that increase can be attributed to increased efficiency at the free throw line. After shooting .620 (31-of-50) in non-conference play, has upped that to .789 (56-of-71) vs. SEC foes.
- Georgia's third leading rebounder. Of his 96 rebounds, 88 boards (91.7 percent) are on the defensive end.

## CAREER HIGHLIGHTS:

- Coached by Mike Wright both at Combine Academy as a senior and at Liberty Heights as a junior.
- Rated as a four-star recruit by every major service and tabbed as the No. 102 overall recruit in the Class of 2023 in the 247Sports.com composite ranking after being ranked No. 44 by On3.com, as well as No. 56 by Rivals.com and No. 72 by 247Sports.com.
- Among position rankings, listed as the No. 8 point guard by On3.com and the No. 10 combo guard by 247Sports.com.
- Excelled at the 2022 National Basketball Players Association (NBPA) Top 100 camp, earning a spot on the event's 10-player all-star team after finishing ranked No. 7 in scoring at 11.6 ppg.
- As a senior at Combine, averaged 13.9 points, 5.8 rebounds, 5.7 assists and 1.8 steals per game while leading the Goats to a 35-5 record and a No. 25 ranking in the ESPN SCNext national poll.
- As a junior at Liberty Heights, averaged 14.0 points, 4.0 boards and 4.0 assists per game while leading the Cardinals to a 22-8 record.
- Coached by Christopher Davis as a freshman and sophomore at Millbrook High School
- As a sophomore, helped lead Millbrook to a 19-0 record and the 2021 North Carolina Class 4A state championship while averaging 17.3 points, 6.0 rebounds, 4.0 assists and 2.8 steals per game.
- Made two key plays the closing seconds of overtime in the state title game against Ardrey Kell, converting a free throw with just over 10 seconds left to tied the contest and then stealing the ensuing inbounds pass and scoring a layup to secure the 67-65 victory.

## ▶ GAME-BY-GAME LINESCORES

Opponent	FGs	3FGs	FTs	OR	DR	RB	PF	PT	A	TO	B	S	MP
vs. Oregon	* 3-9	1-4	1-3	0	5	5	4	8	2	1	0	2	23
WAKE FOREST	* 3-5	0-0	4-4	0	5	5	4	10	2	2	0	1	28
N.C. CENTRAL	* 3-7	0-2	4-5	0	4	4	3	10	1	1	0	4	30
vs. Miami (Fla.)	* 3-9	1-4	2-4	0	8	8	2	9	7	6	0	3	33
vs. Providence	* 1-3	0-0	0-0	0	1	1	1	2	0	4	0	1	21
WINTHROP	* 1-4	0-2	0-0	0	1	1	3	2	3	1	0	1	16
at Florida State	* 4-9	1-3	6-10	1	5	6	4	15	3	2	1	1	28
MERCER	* 4-7	2-4	3-4	0	7	7	2	13	1	2	0	0	31
GEORGIA TECH	* 3-9	0-2	2-5	2	5	7	4	8	1	0	0	0	27
HIGH POINT	* 4-7	2-2	2-2	0	6	6	2	12	4	1	1	2	31
MOUNT ST. MARY'S	* 1-4	0-1	5-6	0	4	4	4	7	4	1	0	3	29
NORTH FLORIDA	* 2-5	1-1	0-1	1	3	4	0	5	6	0	0	1	23
ALABAMA A&M	* 4-8	0-1	2-6	1	1	2	3	10	5	4	0	1	22
at Missouri	* 2-4	1-2	5-6	1	5	6	2	10	0	3	0	0	26
ARKANSAS	* 3-7	1-3	1-3	0	4	4	3	8	2	3	2	2	28
TENNESSEE	* 3-6	1-1	6-7	0	4	4	5	13	3	0	1	2	29
at South Carolina	* 3-5	0-0	9-12	1	6	7	1	15	1	1	2	2	31
at Kentucky	* 6-11	0-2	10-11	0	2	2	2	22	4	2	1	2	34
LSU	* 4-7	1-1	6-6	0	2	2	2	15	1	3	1	2	29
at Florida	* 1-5	0-0	2-2	0	0	0	5	4	1	1	0	0	17
ALABAMA	* 3-10	0-1	4-7	0	2	2	1	10	2	4	0	1	29
SOUTH CAROLINA	* 2-4	0-1	2-2	0	2	2	2	6	2	4	0	1	22
at Mississippi State	* 0-4	0-3	5-6	1	4	5	0	5	1	3	1	1	25
at Arkansas	* 7-10	1-1	4-5	0	0	0	2	19	3	1	1	2	29
FLORIDA	* 1-4	0-1	2-4	0	2	2	3	4	1	2	0	1	26
at Vanderbilt													
AUBURN													
at LSU													
TEXAS A&M													
OLE MISS													
at Auburn													

## ▶ OVERALL CAREER STATISTICS

	GP-GS	MP-Avg.	FGs	Pct.	3FGs	Pct.	FTs	Pct.	O+R=Tot.-Avg.	PF-D	A	TO	BL	ST	Pts.-Avg.
2023-24	25-25	667-26.7	71-163	.436	13-42	.310	87-121	.719	8+88=96-3.8	64-2	60	52	11	36	242-9.7
TOTALS	25-25	667-26.7	71-163	.436	13-42	.310	87-121	.719	8+88=96-3.8	64-2	60	52	11	36	242-9.7





# 5 FRANK ANSELEM-IBE

6-10 || 215 || SR. || CENTER || LAGOS, NIGERIA || TR.-SYRACUSE || SPORTS MANAGEMENT

## SEASON & CAREER HIGHS

### POINTS

**SEASON** 7 vs. High Point (12/16/23)  
**CAREER** 12 vs. S. Carolina (1/28/23)

### REBOUNDS

**SEASON** 5 vs. S. Carolina (1/16/24)  
**CAREER** 15 Two times, last vs. Florida St. (3/9/22)

### ASSISTS

**SEASON** 1 vs. Arkansas-1, Mercer  
**CAREER** 4 vs. Florida St. (3/9/22)

### BLOCKS

**SEASON** 2 Four times, last vs. S. Carolina-1  
**CAREER** 3 Two times, last vs. Chattanooga (12/21/22)

### STEALS

**SEASON** 1 vs. High Point (12/16/23)  
**CAREER** 2 Four times, last vs. Florida (2/28/23)

### MINUTES

**SEASON** 14 vs. S. Carolina (1/16/24)  
**CAREER** 37 vs. Va. Tech (2/12/22)

### FIELD GOALS MADE

**SEASON** 3 vs. High Point (12/16/23)  
**CAREER** 6 vs. S. Carolina (1/28/23)

### FIELD GOALS ATTEMPTED

**SEASON** 5 vs. High Point, Winthrop  
**CAREER** 9 vs. S. Carolina (1/28/23)

### 3-POINTERS MADE

**SEASON** -  
**CAREER** -

### 3-POINTERS ATTEMPTED

**SEASON** -  
**CAREER** -

### FREE THROWS MADE

**SEASON** 3 vs. Mercer, Florida St.  
**CAREER** 6 vs. Bucknell (1/18/22)

### FREE THROWS ATTEMPTED

**SEASON** 4 vs. Mercer, Florida St.  
**CAREER** 6 Two times, last vs. Arkansas (2/21/23)

## MISCELLANEOUS STATS

### DOUBLE-DIGIT POINTS

**SEASON** 0 **CAREER** 2

### DOUBLE-DIGIT REBOUNDS

**SEASON** 0 **CAREER** 3

## 2023-24 SEASON HIGHLIGHTS:

- ◊ Led Georgia with three blocked shots in exhibition victory over Eastern Kentucky.
- ◊ Chipped in nicely with six points against Winthrop.
- ◊ Scored four of his five points in the final 4:47 of the Florida State game to help the Bulldogs' rally from a 17-point deficit to a two-point victory.
- ◊ A career 64.0 percent free throw shooter entering the Florida State game, sank two free throws with 56 seconds left to put Georgia up 66-65.
- ◊ Scored all seven of his season-high seven points against High Point in a span of 3:51 as the Bulldogs turned a six-point deficit (37-43) into a two-point lead (47-45).
- ◊ After logging seven minutes in the first three SEC outings (with a pair of DNP's), played a season-high 14 minutes at South Carolina. Checked in with 14:19 left in the game and remained on the floor until there were 24 seconds on the clock.

## CAREER HIGHLIGHTS:

- ◊ Named to the SEC's First-Year Academic Honor Roll.
- ◊ **AS A JUNIOR AT UGA IN 2022-23**, recorded the first two double-figure scoring outputs of his collegiate career and was the Bulldogs' top rim protector, compiling a team-high 21 blocks.
- ◊ **IN TWO SEASONS AT SYRACUSE**, played in 36 games over, including six starts, and recorded highs of nine points against Florida State in the 2022 ACC Tournament and 15 rebounds twice.
- ◊ Named to the Athletic Director's Honor Roll (3.0 or better GPA) in both the Fall of 2021 and the Spring of 2022.
- ◊ **AS A SOPHOMORE AT SYRACUSE IN 2021-22**, saw a dramatic increase in PT. After seeing action in four games with a high of nine minutes during his freshman campaign, recorded double-digit playing time tallies in 20 contests as a sophomore.
- ◊ Finished second on the team in blocked shots with 17 swats.
- ◊ **AS A FRESHMAN AT SYRACUSE IN 2020-21**, helped the Orange reach the "Sweet 16" round of the NCAA Tournament.
- ◊ **PRIOR TO COLLEGE**, played three seasons of high school basketball before reclassifying from the Class of 2021 to the Class of 2020.
- ◊ Rated as a four-star prospect by 247Sports.com, as well as a three-star by ESPN.com and rivals.com.
- ◊ Coached by Joey Fuca at Prolific Prep during the 2019-20 season and averaged 11.8 points, 8.5 rebounds and 2.5 blocks for The Crew, which finished 31-3 and ranked No. 7 nationally in the MaxPreps top 25.
- ◊ Prolific's roster included Jalen Green, the No. 2 overall pick in the 2021 NBA Draft, as well as nine other players who signed Division I scholarships – Nimari Burnett (Texas Tech), Fallou Cisse (UC San Diego), Saba Gigiberia (Ga. Tech), Mouhamed Gueye (Washington State), Coleman Hawkins (Illinois), Mawot Mag (Rutgers), Jordan Pope (Oregon State), Mike Sharavjants (Dayton) and Jack Wetzel (Montana).
- ◊ Coached by Omar Gonzalez at Lincoln Academy in Suwanee, Ga., during the 2018-19 season.
- ◊ Coached by Darron Rogers at Westlake High School in Atlanta during the 2017-18 campaign.

## ▶ GAME-BY-GAME LINESCORES

Opponent	FGs	3FGs	FTs	OR	DR	RB	PF	PT	A	TO	B	S	MP
vs. Oregon	0-0	0-0	0-0	1	0	1	2	0	0	0	0	0	7
WAKE FOREST	DNP												
N.C. CENTRAL	DNP												
vs. Miami (Fla.)	1-2	0-0	1-2	2	0	2	0	3	0	0	0	0	6
vs. Providence	0-0	0-0	0-0	0	1	1	1	0	0	0	0	0	5
WINTHROP	2-5	0-0	2-2	1	0	1	2	6	0	0	0	0	13
at Florida State	1-1	0-0	3-4	3	0	3	2	5	0	0	0	0	12
MERCER	0-0	0-0	3-4	0	0	0	2	3	1	0	1	0	7
GEORGIA TECH	0-1	0-0	1-2	0	2	2	3	1	0	1	2	0	10
HIGH POINT	3-5	0-0	1-1	2	1	3	2	7	0	0	2	1	10
MOUNT ST. MARY'S	2-2	0-0	1-1	1	1	2	2	5	0	1	1	0	9
NORTH FLORIDA	1-2	0-0	2-2	1	2	3	0	4	0	0	0	0	11
ALABAMA A&M	1-1	0-0	1-2	1	0	1	0	3	0	0	2	0	6
at Missouri	DNP												
ARKANSAS	0-0	0-0	0-0	0	0	0	1	0	1	0	1	0	7
TENNESSEE	DNP												
at South Carolina	2-3	0-0	1-2	1	4	5	3	5	0	0	2	0	14
at Kentucky	0-0	0-0	1-2	0	1	1	4	1	0	0	1	0	5
LSU	DNP												
at Florida	0-0	0-0	0-0	1	1	2	1	0	0	0	1	0	6
ALABAMA	DNP												
SOUTH CAROLINA	0-0	0-0	0-0	0	2	2	0	0	0	0	1	0	3
at Mississippi State	0-0	0-0	1-2	0	3	3	1	1	0	1	0	0	11
at Arkansas	0-0	0-0	0-0	0	0	0	0	0	0	0	0	0	4
FLORIDA	1-1	0-0	0-0	1	0	1	0	2	0	0	0	0	3
at Vanderbilt													
AUBURN													
at LSU													
TEXAS A&M													
OLE MISS													
at Auburn													

## ▶ OVERALL CAREER STATISTICS

	GP-GS	MP-Avg.	FGs	Pct.	3FGs	Pct.	FTs	Pct.	O+R-Tot.-Avg.	PF-D	A	TO	BL	ST	Pts.-Avg.
2020-21-SU	4-0	25-6.2	1-1	1.000	0-0	.000	4-5	.800	2+3=5-1.3	4-0	0	3	1	1	6-1.5
2021-22-SU	32-6	452-14.1	30-48	.625	0-0	.000	24-40	.600	52+71=123-3.8	65-1	13	17	17	8	84-2.6
SU TOTALS	36-6	477-13.3	31-49	.633	0-0	.000	28-45	.622	54+74=128-3.6	69-1	13	20	18	9	90-2.5
2022-23-UGA	31-6	453-14.6	32-67	.478	0-0	.000	26-40	.650	39+62=101-3.3	58-0	8	23	21	11	90-2.9
2023-24-UGA	19-0	152-8.0	14-23	.609	0-0	.000	18-26	.692	15+18=33-1.7	25-0	2	3	14	1	46-2.4
UGA TOTALS	50-6	606-12.1	46-90	.511	0-0	.000	44-66	.667	54+80=134-2.7	83-0	10	26	35	12	136-2.7
TOTALS	86-12	1083-12.6	77-139	.554	0-0	.000	72-111	.649	108+154=262-3.0	152-1	23	46	53	21	226-2.6



# 10 RJ SUNAHARA



6-8 || 205 || GRAD. || FORWARD || BAY VILLAGE, OHIO || TR.-NOVA SOUTHEASTERN || NONPROFIT MANAGEMENT & LEADERSHIP

## SEASON & CAREER HIGHS

### POINTS

**SEASON** 7 vs. Alabama A&M (12/30/23)  
**CAREER** 41 vs. Bluefield St. (12/29/22)

### REBOUNDS

**SEASON** 4 vs. Tennessee, Alabama A&M  
**CAREER** 14 Two times, last vs. Eckerd (2/8/20)

### ASSISTS

**SEASON** 2 vs. N. Florida (12/22/23)  
**CAREER** 6 Four times, last vs. Barry (2/28/23)

### BLOCKS

**SEASON** 1 Three times, last LSU  
**CAREER** 6 Two times, last vs. Fla. Southern (1/1/23)

### STEALS

**SEASON** 1 Four times, last Miss. St.  
**CAREER** 6 vs. Fla. Southern (1/28/23)

### MINUTES

**SEASON** 20 vs. Alabama A&M (12/30/23)  
**CAREER** 43 vs. Florida Tech (2/8/23)

### FIELD GOALS MADE

**SEASON** 3 vs. Alabama A&M, N. Florida  
**CAREER** 18 vs. Bluefield St. (12/29/22)

### FIELD GOALS ATTEMPTED

**SEASON** 5 vs. Alabama A&M (12/30/23)  
**CAREER** 24 vs. Bluefield St. (12/29/22)

### 3-POINTERS MADE

**SEASON** 1 vs. Alabama A&M (12/30/23)  
**CAREER** 3 Two times, last vs. Rollins (1/4/23)

### 3-POINTERS ATTEMPTED

**SEASON** 1 vs. Kentucky, Alabama A&M  
**CAREER** 5 vs. Black Hills St. (3/22/22)

### FREE THROWS MADE

**SEASON** 2 vs. Miss. St. (2/7/24)  
**CAREER** 12 vs. Embry-Riddle (1/2/22)

### FREE THROWS ATTEMPTED

**SEASON** 2 vs. Miss. St. (2/7/24)  
**CAREER** 13 vs. Embry-Riddle (1/2/22)

## MISCELLANEOUS STATS

### DOUBLE-DIGIT POINTS

**SEASON** 0 **CAREER** 78

### DOUBLE-DIGIT REBOUNDS

**SEASON** 0 **CAREER** 12

### DOUBLE-DOUBLES

**SEASON** 0 **CAREER** 11

### 20-POINT GAMES

**SEASON** 0 **CAREER** 35

### 30-POINT GAMES

**SEASON** 0 **CAREER** 4

## 2023-24 SEASON HIGHLIGHTS:

- Started the exhibition victory over Eastern Kentucky but suffered a left knee injury early in the contest and did not return.
- Made his regular-season debut against High Point, the 10th game of the season.
- Notched his first career start at Georgia – and first points – against Mount St. Mary's.
- Played in the 100th game of his collegiate career at South Carolina.

## CAREER HIGHLIGHTS:

- IN THREE SEASONS AT NOVA SOUTHEASTERN**, coached by Jim Crutchfield at Nova Southeastern and helped the Sharks record a combined record of 90-7, culminating in a perfect 36-0 mark en route to capturing the 2023 NCAA Division II national title.
- Among the Sharks' career leaders, finished his career ranked No. 1 in blocked shots and free throws made, No. 2 in points and field goals made, No. 6 in rebounds and No. 8 in steals.
- AS A SENIOR AT NOVA IN 2022-23**, led the Sharks to their first-ever national title and a perfect 36-0 record, just the sixth undefeated national champion in 67 seasons of DII hoops history.
- Helped the Sharks average 102.5 points per game, which not only led DII but was the top mark among all 1070 men's basketball teams competing at the NCAA level in 2022-23.
- Named Division II National Player of the Year by National Association of Basketball Coaches (NABC) and recipient of the 2023 Bevo Francis Award as the top small college basketball player in the country.
- AS A JUNIOR AT NOVA IN 2021-22**, returned to action after the 2020-21 season was canceled due to COVID-19 pandemic protocols implemented by the Sunshine State Conference.
- Named third-team All-America by the D2CCA and honored as the Sunshine State Conference's Defensive Player of the Year.
- Helped Nova to a 36-1 finish. The Sharks were a No. 1 seed entering the NCAA "Elite Eight" before being upset by Black Hills State.
- AS A REDSHIRT FRESHMAN AT NOVA IN 2019-20**, helped lead the Sharks to a 23-6 record and a No. 2 seed in the NCAA Tournament before the event was canceled due to the COVID-19 pandemic.
- AS A FRESHMAN AT FAIRMONT STATE**, redshirted while being coached by current Boston Celtics head coach Joe Mazzulla.
- PRIOR TO COLLEGE**, coached by Jared Shetzer at Bay High School, where he was a three-time Division II all-state honoree, earning second-team honors from the Ohio Prep Sportswriters Association in 2018, first-team recognition from the Associated Press in 2017 and honorable mention status from the AP in 2016.
- Played wide receiver for coach Ron Rust and helped Bay post a 29-7 record over three seasons between 2015-17.

## ▶ GAME-BY-GAME LINESCORES

Opponent	FGs	3FGs	FTs	OR	DR	RB	PF	PT	A	TO	B	S	MP
vs. Oregon	DNP												
WAKE FOREST	DNP												
N.C. CENTRAL	DNP												
vs. Miami (Fla.)	DNP												
vs. Providence	DNP												
WINTHROP	DNP												
at Florida State	DNP												
MERCER	DNP												
GEORGIA TECH	DNP												
HIGH POINT	0-0	0-0	0-0	0	2	2	2	0	0	0	0	0	9
MOUNT ST. MARY'S *	1-3	0-0	0-0	1	0	1	0	2	0	0	0	0	11
NORTH FLORIDA *	3-3	0-0	0-0	0	3	3	2	6	2	1	1	0	16
ALABAMA A&M *	3-5	1-1	0-0	1	3	4	1	7	0	1	1	1	20
at Missouri *	0-0	0-0	0-0	1	0	1	1	0	1	0	0	0	8
ARKANSAS *	1-1	0-0	0-0	1	0	1	2	2	1	2	0	1	11
TENNESSEE *	0-0	0-0	0-0	0	4	4	1	0	1	0	0	0	12
at South Carolina *	0-1	0-0	0-0	0	0	0	1	0	0	0	0	0	10
at Kentucky *	2-3	0-1	0-0	0	1	1	2	4	0	1	0	0	9
LSU *	0-0	0-0	0-0	0	1	1	1	0	0	2	1	1	6
at Florida *	0-0	0-0	0-0	0	0	0	0	0	0	1	0	0	3
ALABAMA	DNP												
SOUTH CAROLINA	DNP												
at Mississippi State *	0-2	0-0	2-2	0	1	1	0	2	0	0	0	1	7
at Arkansas	DNP												
FLORIDA	DNP												
at Vanderbilt													
AUBURN													
at LSU													
TEXAS A&M													
OLE MISS													
at Auburn													

## ▶ OVERALL CAREER STATISTICS

	GP-GS	MP-Avg.	FGs	Pct.	3FGs	Pct.	FTs	Pct.	O+R=Tot.-Avg.	PF-D	A	TO	BL	ST	Pts.-Avg.
2019-20-NSU	28-28	719-25.7	146-240	.608	6-23	.261	59-91	.648	94+108=202-7.2	78-1	63	24	42	29	357-12.8
2021-22-NSU	30-30	951-31.7	210-350	.600	19-46	.413	141-185	.762	87+114=201-6.7	87-1	85	58	76	46	580-19.3
2022-23-NSU	34-34	905-26.6	238-397	.599	24-59	.407	142-191	.743	61+121=182-5.4	100-4	84	55	54	57	642-18.9
NSU TOTALS	92-92	2575-28.0	594-987	.602	49-128	.383	342-467	.732	242+343=585-6.4	265-6	232	137	172	132	1579-17.2
2023-24-UGA	12-11	123-10.3	10-18	.556	1-2	.500	2-2	1.000	4+15=19-1.6	13-0	5	8	3	4	23-1.9
TOTALS	104-103	2699-26.0	604-1005	.601	50-130	.385	344-469	.733	246+358=604-5.8	278-6	237	145	175	136	1602-15.4



# 11 JUSTIN HILL

6-0 || 185 || SR. || GUARD || HOUSTON, TEXAS || TR.-LONGWOOD || CONSUMER ECONOMICS

## SEASON & CAREER HIGHS

### POINTS

**SEASON** 19 vs. Arkansas (1/10/24)  
**CAREER** 29 vs. Winthrop (1/29/22)

### REBOUNDS

**SEASON** 4 Four times, last Alabama  
**CAREER** 10 Two times, last vs. High Point (2/17/22)

### ASSISTS

**SEASON** 9 vs. Florida (1/27/24)  
**CAREER** 11 vs. N.C. A&T (12/8/20)

### BLOCKS

**SEASON** –  
**CAREER** 1 Eight times, last vs. S. Carolina (3/4/23)

### STEALS

**SEASON** 2 vs. Florida-1, Alabama A&M  
**CAREER** 4 Two times, last vs. Tennessee (3/17/22)

### MINUTES

**SEASON** 36 vs. Florida (1/27/24)  
**CAREER** 40 vs. N.C. A&T (3/4/22)

### FIELD GOALS MADE

**SEASON** 6 vs. Arkansas (1/10/24)  
**CAREER** 9 Two times, last vs. Radford (1/12/22)

### FIELD GOALS ATTEMPTED

**SEASON** 13 vs. Arkansas-1, Ga. Tech  
**CAREER** 21 vs. VMI (12/1/20)

### 3-POINTERS MADE

**SEASON** 4 vs. Missouri (1/6/24)  
**CAREER** 4 vs. Missouri, G-Webb (2/11/21)

### 3-POINTERS ATTEMPTED

**SEASON** 8 vs. Missouri, Ga. Tech  
**CAREER** 8 vs. Three times, last vs. Missouri (1/6/24)

### FREE THROWS MADE

**SEASON** 11 vs. Arkansas (2/10/24)  
**CAREER** 12 Two times, last vs. N.C. A&T (3/4/22)

### FREE THROWS ATTEMPTED

**SEASON** 12 vs. Arkansas (2/10/24)  
**CAREER** 14 vs. N.C. A&T (3/4/22)

## MISCELLANEOUS STATS

### DOUBLE-DIGIT POINTS

**SEASON** 11 **CAREER** 60

### DOUBLE-DIGIT REBOUNDS

**SEASON** 0 **CAREER** 2

### DOUBLE-DIGIT ASSISTS

**SEASON** 0 **CAREER** 1

### DOUBLE-DOUBLES

**SEASON** 0 **CAREER** 1

### 20-POINT GAMES

**SEASON** 0 **CAREER** 9

## 2023-24 SEASON HIGHLIGHTS:

- ♦ Reached double figures for the first time in 2023-24 – and the 50th time in his career – against N.C. Central.
- ♦ Scored 13 of his 15 points against Winthrop in the second half.
- ♦ Canned a 15-foot jumper with 1.5 seconds remaining to complete Georgia's improbable comeback at Florida State. After trailing by 17 points (61-44) with 6:37 remaining, the Bulldogs outscored the Seminoles 24-5 the rest of the way en route to a 68-66 victory.
- ♦ Dished out a season-high eight assists – the most by any Bulldog this season – with just one TO against Mount St. Mary's.
- ♦ Knocked down 3-pointer at the 4:19 mark that put Georgia up for good at Missouri.
- ♦ Opened SEC play with back-to-back season-high scoring outputs, 16 points at Missouri followed by 19 against Arkansas.
- ♦ Connected on 9-of-20 3FG (.450) attempts against Alabama A&M, Missouri and Arkansas...after shooting 11-of-35 (.314) in the first dozen games of the season.
- ♦ Canned an elbow jumper with 43 seconds on the game clock – and one second on the shot clock – to put Georgia up 70-64 at South Carolina.
- ♦ Flirted with a double-double at Florida, scoring 11 points and dishing out a season-high nine assists (with two TOs).
- ♦ Among SEC leaders enters the Vanderbilt game, ranked No. 3 in assist-to-TOs (2.49) and No. 10 in assists (3.68 apg).
- ♦ One assist shy of 400 for his career.

## CAREER HIGHLIGHTS:

- ♦ **AS A JUNIOR AT UGA IN 2022-23**, one of just three Bulldogs – along with Jabri Abdur-Rahim and Braelen Bridges – to see action in all 32 games.
- ♦ Named to the Greenlight Sunshine Slam all-tourney team after averaging a team-high 14.5 points in two contests in Daytona.
- ♦ Posted his 1,000th career point in the regular-season finale at South Carolina on March 4.
- ♦ Ended the season on a tear, scoring in double figures in eight of the last 10 games and averaging a team-high 13.1 points during that span...after hitting double digits five times and averaging 6.6 points in the first 22 outings.
- ♦ **IN TWO SEASONS AT LONGWOOD**, logged action in 58 games and averaged 12.7 points, 4.5 rebounds, 3.7 assists and 1.2 steals.
- ♦ Earned Big South accolades during both seasons, securing a spot of the All-Freshman team in 2021 and following that with first-team All-Big South honors in 2022.
- ♦ **AS A SOPHOMORE IN 2021-22**, helped the Lancers post a 26-7 overall record and a 16-1 mark in Big South play which culminated with Longwood's first-ever NCAA Tournament bid.
- ♦ Pacing the Lancers in both scoring (14.2 ppg) and assists (4.2 apg).
- ♦ Flirted with a triple-double in the Big South semifinals, with 18 points, nine assists and eight boards against USC Upstate.
- ♦ **AS A FRESHMAN IN 2020-21**, enjoyed one of the best first-year campaigns since Longwood moved to Division I, producing the Lancers' second-best averages by a freshman for points (11.0) and assists (4.2) at the D-I level.
- ♦ **PRIOR TO COLLEGE**, coached by Craig Brownson at Fort Bend Travis High School, where he was tabbed 6A All-State by the Texas Association of Basketball Coaches (TABC) as a senior
- ♦ As a senior, averaged 24.0 points, 7.0 boards, 4.0 assists and 3.0 steals per game for Fort Bend Travis, which finished 31-7, claimed the district title and won two playoff games before the season was cancelled.

## ▶ GAME-BY-GAME LINESCORES

Opponent	FGs	3FGs	FTs	OR	DR	RB	PF	PT	A	TO	B	S	MP
vs. Oregon	3-9	2-6	1-3	0	3	3	0	9	4	3	0	1	21
WAKE FOREST	1-3	0-1	0-0	0	0	0	2	2	1	0	0	1	15
N.C. CENTRAL	4-8	3-6	0-0	0	1	1	2	11	4	1	0	1	26
vs. Miami (Fla.)	0-3	0-1	0-0	0	2	2	2	0	1	0	0	0	19
vs. Providence	3-11	0-0	1-2	0	1	1	3	7	3	0	0	0	23
WINTHROP	4-8	2-5	5-6	0	1	1	0	15	3	1	0	1	24
at Florida State	5-10	0-2	3-5	0	1	1	1	13	3	2	0	0	27
MERCER	3-4	1-1	4-6	0	4	4	1	11	1	2	0	0	24
GEORGIA TECH	4-13	3-8	3-4	0	2	2	0	14	4	1	0	0	25
HIGH POINT	2-5	0-2	3-6	0	2	2	1	7	1	1	0	0	26
MOUNT ST. MARY'S	2-5	0-2	2-6	0	1	1	1	6	8	1	0	0	25
NORTH FLORIDA	2-4	0-1	2-4	0	2	2	2	6	4	1	0	0	21
ALABAMA A&M	4-11	2-5	0-0	1	1	2	0	10	5	1	0	2	22
at Missouri	5-12	4-8	2-6	0	2	2	0	16	4	3	0	1	29
ARKANSAS	6-13	3-7	4-5	0	3	3	0	19	2	1	0	1	24
TENNESSEE	1-8	0-2	4-4	3	1	4	0	6	4	1	0	1	19
at South Carolina	3-12	0-1	3-4	0	1	1	2	9	5	1	0	1	28
at Kentucky	3-7	0-1	2-4	0	4	4	2	8	6	5	0	1	21
LSU	1-5	0-0	2-3	0	0	0	0	4	1	2	0	0	21
at Florida	5-11	1-3	0-3	0	2	2	2	11	9	2	0	2	36
ALABAMA	2-5	0-2	1-1	1	3	4	1	5	4	3	0	0	22
SOUTH CAROLINA	2-6	0-3	0-0	0	0	0	1	4	4	0	0	0	29
at Mississippi State	* 2-12	0-3	0-0	0	3	3	4	4	4	1	0	1	26
at Arkansas	* 3-6	1-1	11-12	0	0	0	1	18	3	2	0	0	27
FLORIDA	5-6	0-0	4-4	0	2	2	0	14	4	2	0	0	24
at Vanderbilt													
AUBURN													
at LSU													
TEXAS A&M													
OLE MISS													
at Auburn													

## ▶ OVERALL CAREER STATISTICS

	GP-GS	MP-Avg.	FGs	Pct.	3FGs	Pct.	FTs	Pct.	O+R=Tot.-Avg.	PF-D	A	TO	BL	ST	Pts.-Avg.
2020-21-LU	27-10	720-26.7	108-251	.430	24-73	.329	58-80	.725	13+100=113-4.2	42-0	83	64	1	23	298-11.0
2021-22-LU	31-30	963-31.1	148-355	.417	34-101	.337	110-138	.797	24+125=149-4.8	44-0	131	82	4	48	440-14.2
LU TOTALS	58-40	1683-29.0	256-606	.422	58-174	.333	168-218	.771	37+225=262-4.5	86-0	214	146	5	71	738-12.7
2022-23-UGA	32-10	713-22.3	79-208	.380	22-74	.297	96-121	.793	16+69=85-2.7	37-0	93	62	3	22	276-8.6
2023-24-UGA	25-2	606-24.2	75-197	.381	22-71	.310	57-88	.648	5+42=47-1.9	28-0	92	37	0	14	229-9.2
UGA TOTALS	57-12	1319-23.1	154-405	.380	44-145	.303	153-209	.732	21+111=132-2.3	65-0	185	99	3	36	505-8.9
TOTALS	115-52	3002-26.1	410-1011	.406	102-319	.320	321-427	.752	58+336=394-3.4	151-0	399	245	8	107	1243-10.8





# 12 MATTHEW-ALEXANDER MONCRIEFFE

6-8 || 217 || SR. || FORWARD || TORONTO, ONTARIO || TR.-OKLAHOMA STATE || COMMUNICATION STUDIES

## SEASON & CAREER HIGHS

### POINTS

**SEASON** 6 vs. N.C. Central (11/12/23)  
**CAREER** 22 vs. Iowa St. (1/25/21)

### REBOUNDS

**SEASON** 6 vs. Winthrop (11/24/23)  
**CAREER** 12 Two times, last vs. Oklahoma (2/27/21)

### ASSISTS

**SEASON** 2 vs. Mercer, Winthrop  
**CAREER** 3 Five times, last vs. Ole Miss (2/7/23)

### BLOCKS

**SEASON** 3 vs. Winthrop (11/24/23)  
**CAREER** 3 vs. Winthrop (11/24/23)

### STEALS

**SEASON** 1 Mercer, N.C. Central  
**CAREER** 3 Two times, last vs. Charleston (11/22/21)

### MINUTES

**SEASON** 19 vs. Winthrop (11/24/23)  
**CAREER** 35 Two times, last vs. Liberty (3/19/21)

### FIELD GOALS MADE

**SEASON** 2 vs. N.C. Central (11/12/23)  
**CAREER** 11 vs. Iowa St. (1/25/21)

### FIELD GOALS ATTEMPTED

**SEASON** 3 vs. High Point (12/16/23)  
**CAREER** 17 vs. Iowa St. (1/25/21)

### 3-POINTERS MADE

**SEASON** –  
**CAREER** –

### 3-POINTERS ATTEMPTED

**SEASON** –  
**CAREER** 1 vs. Oral Roberts (11/26/21)

### FREE THROWS MADE

**SEASON** 2 vs. N.C. Central (11/12/23)  
**CAREER** 5 Three times, last vs. Texas A&M (2/4/23)

### FREE THROWS ATTEMPTED

**SEASON** 3 vs. Mercer (12/1/23)  
**CAREER** 10 vs. Texas A&M (2/4/23)

## MISCELLANEOUS STATS

### DOUBLE-DIGIT POINTS

**SEASON** 0 **CAREER** 15

### DOUBLE-DIGIT REBOUNDS

**SEASON** 0 **CAREER** 5

### DOUBLE-DOUBLES

**SEASON** 0 **CAREER** 3

### 20-POINT GAMES

**SEASON** 0 **CAREER** 3

## 2023-24 SEASON HIGHLIGHTS:

- ♦ Returns after being the Bulldogs' leading rebounder as a junior.
- ♦ Provided a huge spark off the bench against N.C. Central, posting a team-leading "+/-" of 16 in 13 minutes of action.
- ♦ Earned a starting nod for the first three games of Georgia's six-game December homestand.

## CAREER HIGHLIGHTS:

- ♦ **AS A JUNIOR AT UGA IN 2022-23**, started 26 of 28 games played and averaged a team-leading 5.1 rebounds per game.
- ♦ Recorded his first double-digit outing as a Bulldog with 11 points on 5-of-6 shooting at Georgia Tech.
- ♦ In back-to-back outings against Tech and Notre Dame, averaged 13.0 points while connecting on 11-of-12 of his shots from the field (91.7 percent).
- ♦ **IN TWO SEASONS AT OKLAHOMA STATE**, compiled 377 points (6.5 ppg), 264 rebounds (4.6 rpg), 37 assists and 30 steals while averaging 18.2 minutes per game.
- ♦ Helped OSU reach the Round of 32 of the 2020 NCAA Tournament.
- ♦ **AS A SOPHOMORE IN 2021-22**, connected on 51 of his 100 shots from the floor, an easy-to-calculate 51.0 percent conversion rate.
- ♦ Got a starting nod for six consecutive non-conference games between Nov.-Dec. and for the Big 12 opener against Kansas.
- ♦ **AS A FRESHMAN IN 2020-21**, earned 14 starts and notched a team-high three double-doubles.
- ♦ Poured in 22 points and grabbed 12 rebounds – both season-high tallies – in an 81-60 victory at Iowa State.
- ♦ Coached by Tony McIntyre at Orangeville Prep, which he helped capture four consecutive Ontario Scholastic Basketball Association (OSBA) regular-season titles and compile a combined record of 73-4.
- ♦ Rated as a four-star recruit by ESPN.com, 247Sports.com and rivals.com and ranked as the No. 64 overall recruit in the Class of 2019 by 247Sports.com.
- ♦ The first-ever two-time BioSteel All-Canadian Player of the Year.
- ♦ As a senior, averaged 21.8 points, 7.6 rebounds, 2.1 assists and 1.7 steals and shot 57.0 percent from the floor to lead Orangeville to a 21-11 record and win the Ontario Final 8 Championship.
- ♦ Represented Canada internationally at a pair of age-level FIBA world championship events – the 2019 U19 World Cup and the 2018 FIBA World Cup.
- ♦ Helped lead Canada to a fourth-place performance at the 2018 U17 World Cup in Argentina, averaging 11.2 points, 7.7 boards and 1.2 assists per game.

## ▶ GAME-BY-GAME LINESCORES

Opponent	FGs	3FGs	FTs	OR	DR	RB	PF	PT	A	T	B	S	MP
vs. Oregon	0-1	0-0	0-0	0	0	0	0	0	1	1	1	0	5
WAKE FOREST	DNP												
N.C. CENTRAL	2-2	0-0	2-2	0	3	3	2	6	0	0	0	1	13
vs. Miami (Fla.)	1-1	0-0	1-2	0	0	0	1	3	0	0	1	0	8
vs. Providence	0-1	0-0	0-0	0	1	1	2	0	0	1	1	0	12
WINTHROP	0-0	0-0	0-0	3	3	6	1	0	2	0	3	0	19
at Florida State	0-2	0-0	0-0	2	1	3	1	0	0	1	0	0	7
MERCER	* 0-2	0-0	1-3	1	4	5	0	1	2	2	0	1	14
GEORGIA TECH	* 0-1	0-0	0-0	0	1	1	2	0	1	1	1	0	7
HIGH POINT	* 0-3	0-0	1-2	1	1	2	1	1	0	2	1	0	11
MOUNT ST. MARY'S	DNP												
NORTH FLORIDA	DNP												
ALABAMA A&M	0-0	0-0	1-2	0	0	0	0	1	0	1	0	0	4
at Missouri	DNP												
ARKANSAS	DNP												
TENNESSEE	DNP												
at South Carolina	DNP												
at Kentucky	DNP												
LSU	DNP												
at Florida	DNP												
ALABAMA	DNP												
SOUTH CAROLINA	DNP												
at Mississippi State	DNP												
at Arkansas	DNP												
FLORIDA													
at Vanderbilt													
AUBURN													
at LSU													
TEXAS A&M													
OLE MISS													
at Auburn													

## ▶ OVERALL CAREER STATISTICS

	GP-GS	MP-Avg.	FGs	Pct.	3FGs	Pct.	FTs	Pct.	O+R=Tot.-Avg.	PF-D	A	T	BL	ST	Pts.-Avg.
2020-21-OSU	28-14	613-21.9	102-199	.513	0-0	.000	47-86	.547	67+81=148-5.3	66-3	20	43	10	17	251-9.0
2021-22-OSU	30-7	445-14.8	51-100	.510	0-1	.000	24-46	.522	36+80=116-3.9	49-1	17	37	9	13	126-4.2
OSU TOTALS	58-21	1058-18.2	153-299	.512	0-1	.000	71-132	.538	103+161=264-4.6	115-4	37	80	19	30	377-6.5
2022-23-UGA	28-26	575-20.5	59-112	.527	0-0	.000	36-72	.500	46+97=143-5.1	62-2	22	33	9	8	154-5.5
2023-24-UGA	10-3	100-10.0	3-13	.231	0-0	.000	6-11	.545	7+14=21-2.1	10-0	6	9	8	2	12-1.2
UGA TOTALS	38-29	675-17.8	62-125	.496	0-0	.000	42-83	.506	53+111=164-4.3	72-2	28	42	17	10	166-4.4
TOTALS	96-50	1733-18.1	215-424	.507	0-1	.000	113-215	.526	156+272=428-4.5	187-6	65	122	36	40	543-5.7



# 13 DYLAN JAMES

6-9 || 207 || FR. || FORWARD || WINTER HAVEN, FLA. || WINTER HAVEN HIGH SCHOOL || UNDECIDED

## SEASON & CAREER HIGHS

### POINTS

SEASON 9 vs. Alabama A&M (12/30/23)

CAREER 9 vs. Alabama A&M (12/30/23)

### REBOUNDS

SEASON 3 Three times, last vs. Ark.-2

CAREER 3 Three times, last vs. Ark.-2

### ASSISTS

SEASON 2 vs. N. Florida (12/22/23)

CAREER 2 vs. N. Florida (12/22/23)

### BLOCKS

SEASON 2 vs. Alabama A&M (12/30/23)

CAREER 2 vs. Alabama A&M (12/30/23)

### STEALS

SEASON 1 vs. Miss. St., Oregon

CAREER 1 vs. Miss. St., Oregon

### MINUTES

SEASON 17 vs. N. Florida (12/22/23)

CAREER 17 vs. N. Florida (12/22/23)

### FIELD GOALS MADE

SEASON 4 vs. Alabama A&M (12/30/23)

CAREER 4 vs. Alabama A&M (12/30/23)

### FIELD GOALS ATTEMPTED

SEASON 6 vs. Arkansas (2/10/24)

CAREER 6 vs. Arkansas (2/10/24)

### 3-POINTERS MADE

SEASON 1 Four times, last vs. Arkansas-2

CAREER 1 Four times, last vs. Arkansas-2

### 3-POINTERS ATTEMPTED

SEASON 1 Five times, last vs. Arkansas-2

CAREER 1 Five times, last vs. Arkansas-2

### FREE THROWS MADE

SEASON 1 vs. N. Florida (12/22/23)

CAREER 1 vs. N. Florida (12/22/23)

### FREE THROWS ATTEMPTED

SEASON 2 vs. N. Florida (12/22/23)

CAREER 2 vs. N. Florida (12/22/23)

## MISCELLANEOUS STATS

### DOUBLE-DIGIT POINTS

SEASON 0 CAREER 0

### DOUBLE-DIGIT REBOUNDS

SEASON 0 CAREER 0

## 2023-24 SEASON HIGHLIGHTS:

- Scored nine points on an efficient 4-of-5 shooting performance in an exhibition victory over Eastern Kentucky.
- Faced off against his older brother Dorian when Georgia played North Florida.
- Notched career highs for points (4), boards (3), assists (2) and minutes (17) against North Florida.
- More than doubled his career-best offensive output – from 4 points to 9 – against Alabama A&M.
- Logged his first SEC action in the first half of Georgia's outing against No. 24/22 Alabama.
- Back-to-back double-digit minutes at Mississippi State and Arkansas, after logging just three minutes against Alabama to go along with eight DNP's in Georgia's first nine SEC outings.
- Checked in during the first half of the Florida game in Athens but left shortly thereafter after being poked in the eye and did not return.

## CAREER HIGHLIGHTS:


- Coached by Tyrone Woodside during his freshman, junior and senior seasons at Winter Haven High.
- Evaluated as a four-star prospect by each national service and listed as the No. 78 recruit in the Class of 2023 in the 247Sports.com composite rankings.
- Tabbed as the nation's No. 87 overall recruit by 247Sports.com, as well as No. 83 by Rivals.com and No. 87 by ESPN.com.
- In 94 career outings at Winter Haven, produced 1,045 points (11.1 ppg), 729 rebounds (7.8 rpg) and 249 blocks (2.6 bpg) while helping the Blue Devils compile a combined record of 73-22 over those three seasons.
- As a senior, helped lead Winter Haven to a 27-5 record and a runner-up finish in the Class 7A state tournament while averaging 12.8 points, 9.2 boards, 2.8 blocks and 1.9 assists per game.
- Wrapped up his prep career with 13 points, six boards, three assists, two blocks and two steals in a 50-48 state final setback to Columbus High, which finished the season ranked No. 14 nationally by ESPN.
- Coached by Justin Harden at The Rock School in Gainesville, Fla., as a sophomore in 2020-21 and helped the Lions to an 22-8 record and a runner-up finish in the Sunshine Independent Athletic Association (SIAA) state tourney.

## ▶ GAME-BY-GAME LINESCORES

Opponent	FGs	3FGs	FTs	OR	DR	RB	PF	PT	A	TO	B	S	MP
vs. Oregon	0-1	0-0	0-1	2	0	2	1	0	0	1	1	1	5
WAKE FOREST	1-2	0-1	0-0	1	0	1	0	2	1	0	0	0	4
N.C. CENTRAL	DNP												
vs. Miami (Fla.)	0-0	0-0	0-0	1	0	1	1	0	1	0	0	0	11
vs. Providence	0-0	0-0	0-0	0	0	0	0	0	0	0	0	0	1
WINTHROP	DNP												
at Florida State	DNP												
MERCER	DNP												
GEORGIA TECH	DNP												
HIGH POINT	DNP												
MOUNT ST. MARY'S	DNP												
NORTH FLORIDA	1-2	1-1	1-2	1	2	3	1	4	2	1	0	0	17
ALABAMA A&M	4-4	1-1	0-1	0	3	3	1	9	1	1	2	0	14
at Missouri	DNP												
ARKANSAS	DNP												
TENNESSEE	DNP												
at South Carolina	DNP												
at Kentucky	DNP												
LSU	DNP												
at Florida	DNP												
ALABAMA	0-0	0-0	0-0	0	0	0	0	0	0	2	0	0	3
SOUTH CAROLINA	DNP												
at Mississippi State	1-1	1-1	0-0	0	0	0	3	3	0	0	0	1	10
at Arkansas	3-6	1-2	0-0	2	1	3	1	7	0	0	0	0	15
FLORIDA	0-0	0-0	0-0	0	0	0	0	0	0	0	0	0	1
at Vanderbilt													
AUBURN													
at LSU													
TEXAS A&M													
OLE MISS													
at Auburn													

## ▶ OVERALL CAREER STATISTICS

	GP-GS	MP-Avg.	FGs	Pct.	3FGs	Pct.	FTs	Pct.	O+R=Tot.-Avg.	PF-D	A	TO	BL	ST	Pts.-Avg.
2023-24	10-0	82-8.2	10-16	.625	4-6	.667	1-4	.250	7+6=13-1.3	8-0	5	5	3	2	25-2.5
TOTALS	10-0	82-8.2	10-16	.625	4-6	.667	1-4	.250	7+6=13-1.3	8-0	5	5	3	2	25-2.5



# 14 MARKEL JENNINGS

5-11 || 156 || FR. || GUARD || ATHENS, GA. || ATHENS ACADEMY || BIOLOGICAL ENGINEERING

## SEASON & CAREER HIGHS

### POINTS

SEASON –  
CAREER –

### REBOUNDS

SEASON –  
CAREER –

### ASSISTS

SEASON –  
CAREER –

### BLOCKS

SEASON –  
CAREER –

### STEALS

SEASON –  
CAREER –

### MINUTES

SEASON –  
CAREER –

### FIELD GOALS MADE

SEASON –  
CAREER –

### FIELD GOALS ATTEMPTED

SEASON –  
CAREER –

### 3-POINTERS MADE

SEASON –  
CAREER –

### 3-POINTERS ATTEMPTED

SEASON –  
CAREER –

### FREE THROWS MADE

SEASON –  
CAREER –

### FREE THROWS ATTEMPTED

SEASON –  
CAREER –

## MISCELLANEOUS STATS

### DOUBLE-DIGIT POINTS

SEASON 0 CAREER 0

### DOUBLE-DIGIT REBOUNDS

SEASON 0 CAREER 0

## 2023-24 SEASON HIGHLIGHTS:

- ◇ Checked in for the final minute of UGA's preseason exhibition victory over Eastern Kentucky.

## CAREER HIGHLIGHTS:

- ◇ Coached by Don Hurlburt as a senior at Athens Academy, where he helped the Spartans compile a 16-12 record and reach the first round of the Georgia Class 2A state tournament.
- ◇ Played a vital role in the Spartans' reversal from his first two seasons at Athens Academy, when the Spartans compiled a combined record of 12-34.
- ◇ Enjoyed a breakout AAU summer season during 2022, averaging 13.5 points and 6.5 assists for the Team Strong program.
- ◇ Team strong is run by Athens native Carlos Strong, an All-SEC performer for the Bulldogs who helped lead Georgia to the "Sweet 16" round of the 1996 NCAA Tournament.
- ◇ Among UGA's career statistical leaders, Strong is currently No. 14 in points (1,414) and No. 10 in rebounds (739).
- ◇ Played on the varsity team at Prince Avenue Christian as a freshman before transferring to the Wolverines' cross-county rival.

## ▶ GAME-BY-GAME LINESCORES

Opponent	FGs	3FGs	FTs	OR	DR	RB	PF	PT	A	T	B	S	MP
vs. Oregon	DNP												
WAKE FOREST	DNP												
N.C. CENTRAL	DNP												
vs. Miami (Fla.)	DNP												
vs. Providence	DNP												
WINTHROP	DNP												
at Florida State	DNP												
MERCER	DNP												
GEORGIA TECH	DNP												
HIGH POINT	DNP												
MOUNT ST. MARY'S	DNP												
NORTH FLORIDA	DNP												
ALABAMA A&M	DNP												
at Missouri	DNP												
ARKANSAS	DNP												
TENNESSEE	DNP												
at South Carolina	DNP												
at Kentucky	DNP												
LSU	DNP												
at Florida	DNP												
ALABAMA	DNP												
SOUTH CAROLINA	DNP												
at Mississippi State	DNP												
at Arkansas	DNP												
FLORIDA	DNP												
at Vanderbilt													
AUBURN													
at LSU													
TEXAS A&M													
OLE MISS													
at Auburn													

## ▶ OVERALL CAREER STATISTICS

	GP-GS	MP-Avg.	FGs	Pct.	3FGs	Pct.	FTs	Pct.	O+R=Tot.-Avg.	PF-D	A	T	B	ST	Pts.-Avg.
2023-24	–														
TOTALS	–														





# 15 RJ MELENDEZ

6-7 || 210 || JR. || GUARD || ARECIBO, P.R. || TR.-ILLINOIS || SPORTS MANAGEMENT

## SEASON & CAREER HIGHS

### POINTS

SEASON 35 vs. Florida (1/27/24)

CAREER 35 vs. Florida (1/27/24)

### REBOUNDS

SEASON 11 vs. Florida St. (11/29/23)

CAREER 11 vs. Florida St. (11/29/23)

11 vs. Minnesota (2/20/23)

### ASSISTS

SEASON 4 vs. Mt. St. Mary's (12/20/23)

CAREER 4 Three times, last vs. Mt. St. Mary's (12/20/23)

### BLOCKS

SEASON 1 Five times, last vs. S. Carolina-2

CAREER 3 vs. E. Illinois (11/7/22)

### STEALS

SEASON 5 vs. Florida (1/27/24)

CAREER 5 vs. Florida (1/27/24)

### MINUTES

SEASON 33 vs. Florida (1/27/24)

CAREER 33 vs. Florida, Maryland (12/2/22)

### FIELD GOALS MADE

SEASON 13 vs. Florida (1/27/24)

CAREER 13 vs. Florida (1/27/24)

### FIELD GOALS ATTEMPTED

SEASON 19 vs. Florida (1/27/24)

CAREER 19 vs. Florida (1/27/24)

### 3-POINTERS MADE

SEASON 6 vs. Florida (1/27/24)

CAREER 6 vs. Florida (1/27/24)

### 3-POINTERS ATTEMPTED

SEASON 10 vs. Florida (1/27/24)

CAREER 10 vs. Florida (1/27/24)

### FREE THROWS MADE

SEASON 8 vs. Arkansas (1/10/24)

CAREER 8 vs. Arkansas (1/10/24)

### FREE THROWS ATTEMPTED

SEASON 8 vs. Arkansas (1/10/24)

CAREER 8 vs. Arkansas (1/10/24)  
8 vs. Syracuse (11/23/22)

## MISCELLANEOUS STATS

### DOUBLE-DIGIT POINTS

SEASON 14 CAREER 24

### DOUBLE-DIGIT REBOUNDS

SEASON 2 CAREER 3

### DOUBLE-DOUBLES

SEASON 2 CAREER 3

### 20-POINT GAMES

SEASON 1 CAREER 1

### 30-POINT GAMES

SEASON 1 CAREER 1

## 2023-24 SEASON HIGHLIGHTS:

- Scored a team-high 21 points and grabbed nine rebounds in an exhibition win over Eastern Kentucky.
- Put up 12 points in the season opener, with nine of those points coming in the second half.
- Logged 32 minutes against Wake Forest in his second outing as Bulldog, one MP shy of his career high of 54 contest in Illinois.
- His then-season-high 15 points against Providence also included additional 23-24 bests of three assists and three steals.
- With a double-digit tally of family and friends on hand, notched his first double-double at Georgia with 12 points and a career-high-matching 11 rebounds at Florida State.
- Backed up his strong outing in Tallahassee with a career-high 18 points against Mercer.
- Equaled his career high with 18 points and grabbed a team-high six rebounds against Mount St. Mary's.
- Scored eight of his 12 points at South Carolina in a first-half span of 1:08 as Georgia flipped a four-point deficit (27-23) to a four-point lead (31-27).
- Exploded for a career-high 35 points at Florida, tying the 20th-best single-game scoring output in Georgia history.

## CAREER HIGHLIGHTS:

- IN TWO SEASONS AT ILLINOIS**, helped Illinois earn back-to-back NCAA Tournament bids and a combined record of 43-26 during the 2021-22 and 2022-23 campaigns.
- In two NCAA Tournament outings against Houston in 2022 and Arkansas in 2023, averaged 9.5 points while shooting .615 (8-of-13) from the field.
- AS A SOPHOMORE IN 2022-23**, started 11 of the season's first dozen games, then came off the bench for 12 consecutive contests before returning to the lineup for seven of the last eight matchups
- Connected on 83.3 percent of his trips to the free throw line, the best clip among players in the Illini's regular rotation.
- AS A FRESHMAN IN 2021-22**, was a key reserve for Illinois in its march to a 23-10 record and an NCAA Tournament bid.
- An efficient shooter at all three percentages – .569 overall from the floor, .600 from 3-point range and .850 at the line.
- PRIOR TO COLLEGE**, coached by Richie Dalmau at Central Pointe Christian Academy (CPCA) in Kissimmee, Florida, where he scored a school-record 2,006 points for the White Tigers.
- Rated as the nation's No. 56 overall prospect by ESPN.com, as well as No. 94 in the 247Sports.com composite, No. 101 by On3Sports.com, No. 120 by rivals.com and No. 124 by 247Sports.com.
- Named Sunshine Independent Athletic Association (SIAA) Player of the Year and first-team all-state as a senior in 2021.
- As a senior, averaged 24.3 points, 6.1 rebounds, 3.4 assists, 2.3 blocks and 2.2 steals per game, leading CPSCA to a 31-7 finish and ranked No. 35 nationally in the ballislife.com Fab 50 National Rankings for the 2020-21 campaign.
- As a junior, averaged 18.6 points and earned Most Valuable Player honors at the state tourney while leading CPCA for its first-ever SIAA state title.
- Helped Puerto Rico earn a Silver Medal at the 2019 U17 Centrobasket Championships in the Dominican Republic.
- Averaged 9.2 points, including a 21-point outburst against El Salvador, 3.2 rebounds and 1.6 steals in five contests.

## ▶ GAME-BY-GAME LINESCORES

Opponent	FGs	3FGs	FTs	OR	DR	RB	PF	PT	A	TO	B	S	MP
vs. Oregon	* 4-9	1-3	3-5	1	2	3	3	12	0	5	1	1	22
WAKE FOREST	* 4-7	0-2	2-3	2	4	6	2	10	2	0	0	2	32
N.C. CENTRAL	* 1-7	0-2	0-0	1	1	2	1	2	0	1	0	1	17
vs. Miami (Fla.)	* 1-6	0-3	2-2	0	2	2	2	4	0	1	0	0	18
vs. Providence	* 5-9	1-3	4-4	1	4	5	3	15	3	2	0	3	31
WINTHROP	1-10	0-8	0-0	1	3	4	3	2	1	3	0	1	20
at Florida State	5-11	0-3	2-2	1	10	11	0	12	1	2	0	2	26
MERCER	5-8	2-4	6-6	1	3	4	3	18	2	3	1	0	28
GEORGIA TECH	2-10	0-7	2-2	3	4	7	4	6	1	2	1	0	26
HIGH POINT	5-9	1-2	0-2	0	7	7	2	11	1	2	0	2	23
MOUNT ST. MARY'S	5-13	1-4	7-7	2	4	6	2	18	4	1	1	2	22
NORTH FLORIDA	3-6	1-1	0-0	1	2	3	0	7	1	3	0	0	17
ALABAMA A&M	4-8	1-1	2-2	2	4	6	0	11	2	2	0	4	20
at Missouri	1-8	1-5	0-0	0	0	0	1	3	1	0	0	1	14
ARKANSAS	1-5	0-4	8-8	3	2	5	0	10	1	1	0	1	21
TENNESSEE	5-14	2-4	1-2	2	4	6	1	13	0	1	0	0	23
at South Carolina	4-7	2-4	2-2	1	1	2	2	12	0	2	0	0	16
at Kentucky	6-8	0-1	0-0	0	3	3	2	12	0	1	0	1	20
LSU	3-4	1-1	2-3	0	2	2	2	9	0	1	0	0	21
at Florida	13-19	6-10	3-4	2	1	3	0	35	1	0	0	5	33
ALABAMA	* 5-8	1-1	4-4	5	5	10	4	15	1	2	0	2	28
SOUTH CAROLINA	* 2-5	0-2	2-2	2	3	5	2	6	1	3	1	1	30
at Mississippi State	1-3	1-2	0-0	1	0	1	2	3	1	0	0	0	15
at Arkansas	1-4	0-2	0-0	0	4	4	1	2	0	0	0	1	16
FLORIDA	3-9	0-3	2-2	0	3	3	2	8	0	1	0	1	19
at Vanderbilt													
AUBURN													
at LSU													
TEXAS A&M													
OLE MISS													
at Auburn													

## ▶ OVERALL CAREER STATISTICS

	GP-GS	MP-Avg.	FGs	Pct.	3FGs	Pct.	FTs	Pct.	O+R=Tot.-Avg.	PF-D	A	TO	BL	ST	Pts.-Avg.
2021-22-UI	22-1	189-8.6	29-51	.569	9-15	.600	17-20	.850	9+28=37-1.7	12-0	15	10	3	6	84-3.8
2022-23-UI	32-18	687-21.5	64-170	.376	24-91	.264	40-48	.833	31+81=112-3.5	55-0	28	30	14	22	192-6.0
UI TOTALS	54-19	876-16.2	93-221	.421	33-106	.311	57-68	.838	40+109=149-2.8	67-0	43	40	17	28	276-5.1
2023-24-UGA	25-7	559-22.4	90-207	.435	22-82	.268	54-62	.871	32+78=110-4.4	40-0	24	39	5	32	256-10.2
TOTALS	79-26	1435-18.2	183-428	.428	55-188	.293	111-130	.854	72+187=259-3.3	107-0	67	79	22	60	532-6.7



# 22 BRANDON KLATSKY

6-4 || 170 || R-FR. || GUARD || COLTS NECK, N.J. || RANNEY SCHOOL || FINANCE

## SEASON & CAREER HIGHS

### POINTS

SEASON –  
CAREER –

### REBOUNDS

SEASON –  
CAREER –

### ASSISTS

SEASON –  
CAREER –

### BLOCKS

SEASON –  
CAREER –

### STEALS

SEASON –  
CAREER –

### MINUTES

SEASON 2 vs. Alabama A&M, N. Florida  
CAREER 2 vs. Alabama A&M, N. Florida

### FIELD GOALS MADE

SEASON –  
CAREER –

### FIELD GOALS ATTEMPTED

SEASON 1 vs. N. Florida (12/22/23)  
CAREER 1 vs. N. Florida (12/22/23)

### 3-POINTERS MADE

SEASON –  
CAREER –

### 3-POINTERS ATTEMPTED

SEASON 1 vs. N. Florida (12/22/23)  
CAREER 1 vs. N. Florida (12/22/23)

### FREE THROWS MADE

SEASON –  
CAREER –

### FREE THROWS ATTEMPTED

SEASON –  
CAREER –

## MISCELLANEOUS STATS

### DOUBLE-DIGIT POINTS

SEASON 0 CAREER 0

### DOUBLE-DIGIT REBOUNDS

SEASON 0 CAREER 0

## 2023-24 SEASON HIGHLIGHTS:

- ◇ Missed UGA's exhibition outing against Eastern Kentucky due to an ankle sprain.
- ◇ Logged his first regular-season action as a Bulldog in the closing minutes of Georgia's win over North Florida.

## CAREER HIGHLIGHTS:

- ◇ **AS A FRESHMAN IN 2022-23**, named to the SEC's First-Year Academic Honor Roll.
- ◇ Did not log playing time during the regular season while securing a redshirt year.
- ◇ Checked in for the final minute of action during Georgia's preseason exhibition victory over Georgia College.
- ◇ Twice faced his older brother Alex, who is on the Florida Gators' roster, during the 2022-23 season.
- ◇ **PRIOR TO COLLEGE**, coached by former Mayland standout Tahj Holden at the Ranney School.
- ◇ A four-year letterwinner at Ranney and helped the Panthers compile a 78-20 record from 2018-22, including a perfect 38-0 mark in Shore Conference outings.
- ◇ Produced more than 55 percent of his career points on 3-pointers, connecting on nearly twice as many trifectas (62) as shots from the floor inside the arc (35).
- ◇ As a senior, averaged 6.1 points per game to help Ranney compile a 21-6 record and reach the championship game of the New Jersey State Interscholastic Athletic Association (NJSIAA) South Jersey Non-Public B Tournament. Just so you'll know, that's also the semifinal round of the overall state tourney not the title contest.
- ◇ One of just two freshmen on the Panthers' squad that finished 31-3 in 2018-19 en route to winning both the NJSIAA Non-Public B State Tournament and the NJSIAA Tournament of Champions.
- ◇ As a freshman, was teammates with Scottie Lewis (Florida/Charlotte Hornets) and Bryan Antoine (Villanova).

## ▶ GAME-BY-GAME LINESCORES

Opponent	FGs	3FGs	FTs	OR	DR	RB	PF	PT	A	T	B	S	MP
vs. Oregon	DNP												
WAKE FOREST	DNP												
N.C. CENTRAL	DNP												
vs. Miami (Fla.)	DNP												
vs. Providence	DNP												
WINTHROP	DNP												
at Florida State	DNP												
MERCER	DNP												
GEORGIA TECH	DNP												
HIGH POINT	DNP												
MOUNT ST. MARY'S	DNP												
NORTH FLORIDA	0-1	0-1	0-0	0	0	0	0	0	0	0	0	0	2
ALABAMA A&M	0-0	0-0	0-0	0	0	0	0	0	0	0	0	0	2
at Missouri	DNP												
ARKANSAS	DNP												
TENNESSEE	DNP												
at South Carolina	DNP												
at Kentucky	DNP												
LSU	DNP												
at Florida	DNP												
ALABAMA	DNP												
SOUTH CAROLINA	DNP												
at Mississippi State	DNP												
at Arkansas	DNP												
FLORIDA	DNP												
at Vanderbilt													
AUBURN													
at LSU													
TEXAS A&M													
OLE MISS													
at Auburn													

## ▶ OVERALL CAREER STATISTICS

	GP-GS	MP-Avg.	FGs	Pct.	3FGs	Pct.	FTs	Pct.	O+R=Tot.-Avg.	PF-D	A	T	B	ST	Pts.-Avg.
2022-23	–														
2023-24	2-0	4-2.0	0-1	.000	0-1	.000	0-0	.000	0+0=0-0.0	0-0	0	0	0	0	0-0.0
TOTALS	2-0	4-2.0	0-1	.000	0-1	.000	0-0	.000	0+0=0-0.0	0-0	0	0	0	0	0-0.0



# 23 JALEN DELOACH

6-9 || 220 || JR. || FORWARD || SAVANNAH, GA. || TR.-VCU || INTERNATIONAL AFFAIRS

## SEASON & CAREER HIGHS

### POINTS

**SEASON** 9 vs. N. Florida (12/22/23)  
**CAREER** 19 Two times, last vs. Saint Joseph's (2/21/23)

### REBOUNDS

**SEASON** 7 vs. Wake Forest (11/10/23)  
**CAREER** 13 vs La Salle (12/31/22)

### ASSISTS

**SEASON** 3 vs. N.C. Central (11/12/23)  
**CAREER** 3 Five times, last vs. N.C. Central (11/12/23)

### BLOCKS

**SEASON** 1 Eight times, last vs. S. Carolina-2  
**CAREER** 4 vs. Davidson (3/9/23)

### STEALS

**SEASON** 2 vs. N. Florida (12/22/23)  
**CAREER** 6 vs. Howard (12/11/22)

### MINUTES

**SEASON** 20 vs. N.C. Central (11/12/23)  
**CAREER** 33 vs. Dayton (3/12/23)

### FIELD GOALS MADE

**SEASON** 4 vs. Arkansas-2, N.C. Central  
**CAREER** 9 vs. Saint Joseph's (2/21/23)

### FIELD GOALS ATTEMPTED

**SEASON** 5 vs. N. Florida, Wake Forest  
**CAREER** 11 Seven times, last vs. Saint Louis (2/28/23)

### 3-POINTERS MADE

**SEASON** -  
**CAREER** -

### 3-POINTERS ATTEMPTED

**SEASON** -  
**CAREER** -

### FREE THROWS MADE

**SEASON** 3 vs. N. Florida (12/22/23)  
**CAREER** 6 Two times, last vs. Loyola Chicago (1/10/23)

### FREE THROWS ATTEMPTED

**SEASON** 5 vs. N. Florida (12/22/23)  
**CAREER** 9 vs. Loyola Chicago (1/10/23)

## MISCELLANEOUS STATS

### DOUBLE-DIGIT POINTS

**SEASON** 0 **CAREER** 19

### DOUBLE-DIGIT REBOUNDS

**SEASON** 0 **CAREER** 6

### DOUBLE-DOUBLES

**SEASON** 0 **CAREER** 5

## 2023-24 SEASON HIGHLIGHTS:

- Did not play in the exhibition contest against Eastern Kentucky.
- Recorded a season-high eight points on a perfect shooting night from the floor against N.C. Central.
- Georgia's leading rebounder in two of the season's first five games against Wake Forest and Providence.
- Notched his first start as a Bulldog against Winthrop.
- Missed three games due to an illness before returning to action with a four-point, four-rebound performance against Mount St. Mary's.
- Contributed nicely with nine points and five boards in just 10 minutes of action against North Florida.
- Knocked down a pair of free throws at the 5:16 mark of the second half of the Arkansas game...after the Razorbacks trimmed Georgia's 13-point lead to 60-57.
- Enjoyed most productive SEC outing – eight points on 4-of-4 shooting from the field and four boards – at Arkansas.
- Returned to the starting lineup against Florida in Athens.

## CAREER HIGHLIGHTS:

- IN TWO SEASONS AT VCU**, helped the Rams compile a 49-18 record and earn a pair of postseason bids to the 2022 NIT and 2023 NCAA Tournament.
- AS A SOPHOMORE IN 2022-23**, named third-team All-Atlantic 10 in balloting of the league's head coaches.
- Started 32 of 34 games played and helped VCU finish 27-8 and sweep of the Atlantic 10 regular-season and tournament titles en route to an NCAA Tournament appearance.
- Upped his production in Atlantic 10 action, averaging 9.2 points and 6.3 boards in non-league games and increasing those to 10.2 points and 7.4 rebounds in A10 play.
- AS A FRESHMAN IN 2021-22**, helped VCU compile a 22-10 record and earn an NIT bid by posting a team-leading 58.6 shooting percentage from the floor.
- PRIOR TO COLLEGE**, coached by Rob Johnson at The Skill Factory during a postgraduate season in 2020-21 and averaged 17.0 points, 10.3 rebounds, 5.2 assists and 1.5 blocks per game
- Helped TSF capture the 2021 Phenom Post Graduate national title.
- Coached by Greg Phillips at Berkmar High School as a senior in 2019-20, where he was named honorable mention all-state for Class 7A from the Atlanta Journal-Constitution at Berkmar.
- Coached by Dion Bethea at Gray Collegiate Academy in Columbia, S.C., during the War Hawks' march to the South Carolina Class 2A state title.
- Coached by Karl DeMasi for two seasons at Islands High School in Savannah, where he grew seven inches, to 6-7, between his freshman and sophomore seasons.

## ▶ GAME-BY-GAME LINESCORES

Opponent	FGs	3FGs	FTs	OR	DR	RB	PF	PT	A	TO	BL	ST	MP
vs. Oregon	0-3	0-0	1-2	1	4	5	4	1	1	0	0	0	15
WAKE FOREST	2-5	0-0	1-4	2	5	7	2	5	0	2	1	1	19
N.C. CENTRAL	4-4	0-0	0-0	2	3	5	3	8	3	0	0	0	20
vs. Miami (Fla.)	0-2	0-0	2-2	0	2	2	5	2	0	0	1	0	11
vs. Providence	3-4	0-0	0-0	3	3	6	0	6	0	0	0	1	14
WINTHROP	* 2-3	0-0	2-2	2	2	4	4	6	1	1	1	1	18
at Florida State	* 0-1	0-0	0-2	0	3	3	4	3	0	1	0	0	17
MERCER	DNP												
GEORGIA TECH	DNP												
HIGH POINT	DNP												
MOUNT ST. MARY'S	2-2	0-0	0-0	1	3	4	0	4	1	1	0	0	12
NORTH FLORIDA	3-5	0-0	3-5	2	3	5	1	9	0	1	0	2	10
ALABAMA A&M	0-1	0-0	2-2	1	3	4	4	2	0	1	0	0	8
at Missouri	1-1	0-0	0-0	0	1	1	0	2	0	0	1	0	11
ARKANSAS	1-4	0-0	2-2	1	2	3	4	4	0	1	1	1	13
TENNESSEE	1-4	0-0	0-0	4	1	5	2	2	0	1	0	1	14
at South Carolina	0-2	0-0	0-0	2	1	3	3	0	1	0	0	0	6
at Kentucky	1-2	0-0	0-0	0	1	1	1	2	1	0	0	0	6
LSU	2-3	0-0	1-1	2	1	3	1	5	0	2	1	1	11
at Florida	1-1	0-0	0-0	0	1	1	1	2	1	0	1	1	5
ALABAMA	2-3	0-0	2-2	1	1	2	3	6	0	1	0	0	13
SOUTH CAROLINA	0-1	0-0	0-0	1	2	3	1	0	1	0	1	0	14
at Mississippi State	DNP												
at Arkansas	4-4	0-0	0-1	1	3	4	3	8	0	2	0	0	12
FLORIDA	* 0-2	0-0	0-0	1	5	6	3	0	0	1	0	0	19
at Vanderbilt													
AUBURN													
at LSU													
TEXAS A&M													
OLE MISS													
at Auburn													

## ▶ OVERALL CAREER STATISTICS

	GP-GS	MP-Avg.	FGs	Pct.	3FGs	Pct.	FTs	Pct.	O+R=Tot.-Avg.	PF-D	A	TO	BL	ST	Pts.-Avg.
2021-22-VCU	31-1	416-13.4	58-99	.586	0-0	.000	10-33	.303	47+68=115-3.7	84-3	17	30	27	7	126-4.1
2022-23-VCU	34-32	832-24.5	131-233	.562	0-0	.000	69-119	.580	89+145=234-6.9	107-6	35	64	47	36	331-9.7
VCU TOTALS	65-33	1248-19.2	189-332	.569	0-0	.000	79-152	.520	136+213=349-5.4	191-9	52	94	74	43	457-7.0
2023-24-UGA	21-3	268-12.8	29-57	.509	0-0	.000	16-25	.640	27+50=77-3.7	49-1	10	15	8	9	74-3.5
TOTALS	86-36	1516-17.6	218-389	.560	0-0	.000	95-177	.537	163+263=426-5.0	240-10	62	109	82	52	531-6.2





# 24 JADEN NEWELL

6-8 || 219 || R-FR. || FORWARD || DESTIN, FLA. || CHOCTAWHATCHEE HIGH SCHOOL || BIOLOGY

## SEASON & CAREER HIGHS

### POINTS

SEASON 2 vs. Alabama A&M (12/30/23)

CAREER 2 vs. Alabama A&M (12/30/23)

### REBOUNDS

SEASON 1 vs. N. Florida (12/22/23)

CAREER 1 vs. N. Florida (12/22/23)

### ASSISTS

SEASON -

CAREER -

### BLOCKS

SEASON -

CAREER -

### STEALS

SEASON 1 vs. N. Florida (12/22/23)

CAREER vs. N. Florida (12/22/23)

### MINUTES

SEASON 3 vs. Alabama A&M (12/30/23)

CAREER 3 vs. Alabama A&M (12/30/23)

### FIELD GOALS MADE

SEASON -

CAREER -

### FIELD GOALS ATTEMPTED

SEASON -

CAREER -

### 3-POINTERS MADE

SEASON -

CAREER -

### 3-POINTERS ATTEMPTED

SEASON -

CAREER -

### FREE THROWS MADE

SEASON 2 vs. Alabama A&M (12/30/23)

CAREER 2 vs. Alabama A&M (12/30/23)

### FREE THROWS ATTEMPTED

SEASON 2 vs. Alabama A&M (12/30/23)

CAREER 2 vs. Alabama A&M (12/30/23)

## MISCELLANEOUS STATS

### DOUBLE-DIGIT POINTS

SEASON 0 CAREER 0

### DOUBLE-DIGIT REBOUNDS

SEASON 0 CAREER 0

## 2023-24 SEASON HIGHLIGHTS:

- ♦ Played the final two minutes of Georgia's preseason exhibition victory over Eastern Kentucky.
- ♦ Older brother of signee Asa Newell, the third-highest ranked prospect to sign with the Bulldogs in the internet age behind Anthony Edwards and Lou Williams.
- ♦ Checked in for regular-season action for the first time as a Bulldog against North Florida and posted a rebound and steal in two minutes of PT.
- ♦ Scored his first career points at the free throw line with 42 seconds remaining against Alabama A&M.

## CAREER HIGHLIGHTS:

- ♦ **AS A FRESHMAN IN 2022-23**, walk-on who earned a redshirt for the season while contributing to the scout team but not logging any regular-season PT.
- ♦ Checked in for the final minute of Georgia's exhibition victory over Georgia College.
- ♦ **PRIOR TO COLLEGE**, coached by Mike Memmen as a senior and by Andrew Thigpen as a junior and a sophomore at Choctawhatchee High School.
- ♦ As a senior, helped Choctaw post a 14-15 record and reach the first round of the Florida 5A state tournament as the fourth-seeded Indians upset top-seeded Godby, 69-55, in the semifinals of the 5A District 1 tournament.
- ♦ Scored a career-high 12 points and grabbed eight rebounds – one shy of his career high – in Choctaw's season-ending setback to Riverside in the round of 32 of the state tournament.
- ♦ As a junior, helped the Indians to a 26-3 record and a runner-up performance in the Florida 5A state tourney.
- ♦ Debuted on the varsity during his sophomore year at Choctaw, which finished 22-7 and advanced to the round of 16 of Florida's 2020 7A state tournament that season.

## ▶ GAME-BY-GAME LINESCORES

Opponent	FGs	3FGs	FTs	OR	DR	RB	PF	PT	A	T	B	S	MP
vs. Oregon	DNP												
WAKE FOREST	DNP												
N.C. CENTRAL	DNP												
vs. Miami (Fla.)	DNP												
vs. Providence	DNP												
WINTHROP	DNP												
at Florida State	DNP												
MERCER	DNP												
GEORGIA TECH	DNP												
HIGH POINT	DNP												
MOUNT ST. MARY'S	DNP												
NORTH FLORIDA	0-0	0-0	0-0	0	1	1	0	0	0	1	0	1	2
ALABAMA A&M	0-0	0-0	2-2	0	0	0	2	2	0	1	0	0	3
at Missouri	DNP												
ARKANSAS	DNP												
TENNESSEE	DNP												
at South Carolina	DNP												
at Kentucky	DNP												
LSU	DNP												
at Florida	DNP												
ALABAMA	DNP												
SOUTH CAROLINA	DNP												
at Mississippi State	DNP												
at Arkansas	DNP												
FLORIDA	DNP												
at Vanderbilt													
AUBURN													
at LSU													
TEXAS A&M													
OLE MISS													
at Auburn													

## ▶ OVERALL CAREER STATISTICS

	GP-GS	MP-Avg.	FGs	Pct.	3FGs	Pct.	FTs	Pct.	O+R=Tot.-Avg.	PF-D	A	T	B	ST	Pts.-Avg.
2022-23	-														
2023-24	2-0	6-2.8	0-0	.000	0-0	.000	2-2	1.000	0+1=1-0.5	2-0	0	2	0	1	2-1.0
TOTALS	2-0	6-2.8	0-0	.000	0-0	.000	2-2	1.000	0+1=1-0.5	2-0	0	2	0	1	2-1.0



# 54 RUSSEL TCHEWA



7-0 || 275 || GRAD. || CENTER || DOUALA, CAMEROON || TR.-SOUTH FLORIDA || NONPROFIT MANAGEMENT & LEADERSHIP

## SEASON & CAREER HIGHS

### POINTS

SEASON 18 vs. Missouri (1/6/24)  
CAREER 21 vs. Tulsa (2/15/23)

### REBOUNDS

SEASON 11 vs. Florida-1, LSU, Missouri  
CAREER 15 vs. Tulane (2/18/23)

### ASSISTS

SEASON 3 vs. Arkansas-2, Ga. Tech  
CAREER 3 Seven times, last vs. Arkansas (2/10/24)

### BLOCKS

SEASON 3 vs. High Point (12/16/23)  
CAREER 3 vs. High Point (12/16/23)

### STEALS

SEASON 2 Three times, last vs. S. Carolina-2  
CAREER 2 Six times, last vs. S. Carolina (2/3/24)

### MINUTES

SEASON 34 vs. Florida (2/17/24)  
CAREER 39 vs. Temple (1/25/23)

### FIELD GOALS MADE

SEASON 7 vs. Florida (1/27/24)  
CAREER 8 Three times, last vs. Tulsa (2/15/23)

### FIELD GOALS ATTEMPTED

SEASON 11 vs. Wake Forest (11/10/23)  
CAREER 13 Two times, last vs. UCF (3/10/22)

### 3-POINTERS MADE

SEASON –  
CAREER –

### 3-POINTERS ATTEMPTED

SEASON 1 vs. Ga. Tech (12/5/23)  
CAREER 1 vs. Ga. Tech  
1 Saint Joseph's (11/22/22)

### FREE THROWS MADE

SEASON 8 vs. Missouri (1/6/24)  
CAREER 8 Four times, last vs. Missouri (1/6/24)

### FREE THROWS ATTEMPTED

SEASON 10 vs. Florida (2/17/24)  
CAREER 12 vs. E. Carolina (1/15/23)

## MISCELLANEOUS STATS

### DOUBLE-DIGIT POINTS

SEASON 9 CAREER 39

### DOUBLE-DIGIT REBOUNDS

SEASON 3 CAREER 18

### DOUBLE-DOUBLES

SEASON 3 CAREER 12

### 20-POINT GAMES

SEASON 0 CAREER 3

## 2023-24 SEASON HIGHLIGHTS:

- Recorded a double-double of 10 points and 10 rebounds in an exhibition win over Eastern Kentucky.
- Posted season- and game-high tallies of 18 points and 11 rebounds at Missouri en route to his first double-double as a Bulldog.
- Entered the Missouri game as a 59.9 percent free-throw shooter before converting 8-of-9 (.889) attempts against the Tigers.
- Posted his second double-double in dramatic fashion, grabbing his 11th rebound on the offensive end and then converting on an old-fashioned three-point play for digits nine, 10 and 11 with 2.3 seconds remaining to supply Georgia with the game-winning margin in a 68-66 decision over LSU in Athens.
- Notched back-to-back doubles against LSU and Florida.
- Under the "things that make you say hmmm" ...had a career high of one block 31 times in his first 113 collegiate outings before swatting three shots versus High Point.
- And another one of those "things that make you say hmmm" ...the 7-footer has 26 assists to 16 blocks – numbers you would think would be transposed.
- Has upped his scoring in league play 3.1 ppg, from 6.1 in 13 non-conference outings to 9.2 in SEC contests.

## CAREER HIGHLIGHTS:

- Comes to UGA with a combined 104 games played, with 59 starts, and compiled 676 points (6.5 ppg) and 496 rebounds (4.8. rpg) in 19.6 minutes per action at South Florida and Texas Tech.
- Over three seasons at USF from 2020-23, appeared in 81 games, starting 59, and combining to score 638 points (7.9 ppg) and collect 475 rebounds (5.9 rpg).
- During the 2019-20 campaign at Texas Tech, played in 23 games, with one start, and scored 38 points and grabbed 21 rebounds.
- AS A SENIOR AT USF IN 2022-23**, was the Bulls' second-leading scorer (11.1 ppg) and leading rebounder (8.6 rpg).
- Among AAC leaders, finished No. 2 in rebounding (8.6 rpg), No. 4 in field goal percentage (.606) and No. 6 in double-doubles (six).
- AS A JUNIOR AT USF IN 2021-22**, finished the campaign ranked No. 14 in the AAC in overall rebounding (5.7 rpg) as well as No. 15 among leaders for league games only (5.8 rpg).
- Uppe his offensive production considerably in the AAC, with his scoring ascending 4.2 – from 5.2 ppg in non-conference play to 9.4 ppg in American action.
- AS A SOPHOMORE AT USF IN 2020-21**, logged all three of his starting nods in AAC contests – against UCF on Feb. 17, Houston on Feb. 28 and Memphis on March 2.
- AS A FRESHMAN AT TEXAS TECH IN 2019-20**, helped the Red Raiders compile an 18-13 record and earn status as a consensus NCAA Tournament team by bracketologists before the season was canceled with the onset of the COVID-19 pandemic.
- PRIOR TO COLLEGE**, spent the 2018-19 season at Putnam Science Academy, helping the Mustangs reach the semifinals of the National Prep Championship tournament.
- Played for three seasons at Grissin bon Reggio Emilia, a prep school in Italy, before coming to the U.S.
- Helped A.S. Stella Azzura, a club team from Rome, to a runner-up finish in the 2018 U18 EuroLeague Adidas Next Generation Tournament while averaging 10.6 points and 6.0 rebounds over eight outings.

## ▶ GAME-BY-GAME LINESCORES

Opponent	FGs	3FGs	FTs	OR	DR	RB	PF	PT	A	T	B	S	MP
vs. Oregon	* 2-5	0-0	1-2	3	6	9	3	5	0	1	0	0	20
WAKE FOREST	* 5-11	0-0	1-2	1	5	6	1	11	1	2	1	0	21
N.C. CENTRAL	* 2-4	0-0	2-2	0	3	3	0	6	1	2	1	0	18
vs. Miami (Fla.)	* 1-5	0-0	0-0	2	3	5	2	2	1	2	0	0	16
vs. Providence	* 2-2	0-0	2-2	1	3	4	2	6	0	2	0	0	22
WINTHROP	* 3-4	0-0	3-3	1	7	8	4	9	0	2	1	0	23
at Florida State	* 0-1	0-0	0-0	1	5	6	2	0	1	1	0	0	18
MERCER	* 3-5	0-0	4-8	2	6	8	2	10	2	2	1	1	33
GEORGIA TECH	* 2-5	0-1	3-4	2	7	9	4	7	3	2	0	1	30
HIGH POINT	* 4-8	0-0	3-3	1	5	6	3	11	1	1	3	0	30
MOUNT ST. MARY'S	* 0-1	0-0	2-2	2	2	4	1	2	0	2	0	1	19
NORTH FLORIDA	* 1-1	0-0	2-4	0	6	6	1	4	2	2	1	0	16
ALABAMA A&M	* 2-3	0-0	2-2	4	4	8	3	6	2	0	0	2	23
at Missouri	* 5-5	0-0	8-9	4	7	11	2	18	1	2	0	1	29
ARKANSAS	* 3-5	0-0	0-0	2	6	8	5	6	1	3	0	0	20
TENNESSEE	* 0-5	0-0	1-2	1	2	3	3	1	2	2	0	0	25
at South Carolina	* 4-7	0-0	1-2	2	0	2	2	9	0	1	2	0	19
at Kentucky	* 2-3	0-0	0-2	2	7	9	1	4	1	2	1	2	29
LSU	* 4-8	0-0	3-4	4	7	11	4	11	1	2	2	1	29
at Florida	* 7-8	0-0	1-2	4	7	11	1	15	2	1	1	1	33
ALABAMA	* 5-10	0-0	0-0	4	5	9	1	10	0	3	1	0	26
SOUTH CAROLINA	* 2-5	0-0	1-1	2	4	6	2	5	0	0	1	2	22
at Mississippi State	* 2-3	0-0	2-2	1	3	4	2	6	0	3	0	0	29
at Arkansas	* 3-4	0-0	4-5	3	1	4	4	10	3	6	0	0	24
FLORIDA	* 5-6	0-0	5-10	2	2	4	3	15	1	5	0	0	34
at Vanderbilt													
AUBURN													
at LSU													
TEXAS A&M													
OLE MISS													
at Auburn													

## ▶ OVERALL CAREER STATISTICS

	GP-GS	MP-Avg.	FGs	Pct.	3FGs	Pct.	FTs	Pct.	O+R=Tot.-Avg.	PF-D	A	T	B	ST	Pts.-Avg.
2019-20-TTU	23-1	115-5.0	17-34	.500	0-0	.000	4-7	.571	8+13=21-0.9	16-0	4	9	7	3	38-1.7
2020-21-USF	22-3	259-11.8	28-62	.452	0-0	.000	16-34	.471	22+30=52-2.4	41-1	2	18	6	5	72-3.3
2021-22-USF	29-27	726-25.0	90-191	.471	0-0	.000	52-91	.571	61+105=166-5.7	54-0	9	38	6	9	232-8.0
2022-23-USF	30-29	941-31.4	120-198	.606	0-1	.000	94-153	.614	81+176=257-8.6	74-1	27	65	8	19	334-11.1
USF TOTALS	81-59	1925-23.8	238-451	.528	0-1	.000	162-278	.583	164+311=475-5.9	169-2	38	121	20	33	638-7.9
2023-24-UGA	25-25	609-24.4	69-124	.556	0-1	.000	51-73	.699	51+113=164-6.6	58-1	26	50	16	12	189-7.6
TOTALS	129-85	2650-20.5	324-609	.532	0-2	.000	217-358	.606	223+437=660-5.1	243-3	68	180	43	48	865-6.7

## ► 2023-24 GEORGIA NUMERICAL ROSTER

NO.	NAME	HT.	WT.	CL.-EXP.	POS.	HOMETOWN / PREVIOUS SCHOOL
0	Blue Cain	6-5	194	Fr.-HS	G	Knoxville, Tenn. / IMG Academy
1	Jabri Abdur-Rahim	6-8	215	* Sr.-2L	G	South Orange, N.J. / Tr.-Virginia
2	Lamariyon "Mari" Jordan	6-6	190	Fr.-HS	G	Atlanta, Ga. / Norcross High School
3	Noah Thomasson	6-4	210	Grad.-Tr.	G	Houston, Texas / Tr.-Niagara
5	Frank Anselem-Ibe	6-10	215	* Sr.-1L	C	Lagos, Nigeria / Tr.-Syracuse
4	Silas Demary Jr.	6-5	190	Fr.-HS	G	Raleigh, N.C. / Combine Academy
10	RJ Sunahara	6-8	205	Grad.-Tr.	F	Bay Village, Ohio / Tr.-Nova Southeastern
11	Justin Hill	6-0	185	* Sr.-1L	G	Houston, Texas / Tr.-Longwood
12	Matthew-Alexander Moncrieffe	6-8	217	* Sr.-1L	F	Toronto, Ontario / Tr.-Oklahoma State
13	Dylan James	6-9	207	Fr.-HS	F	Winter Haven, Fla. / Winter Haven High School
14	Markel Jennings	5-11	156	Fr.-HS	G	Athens, Ga. / Athens Academy
15	RJ Melendez	6-7	210	Jr.-Tr.	G	Arecibo, Puerto Rico / Tr.-Illinois
22	Brandon Klatsky	6-4	170	R-Fr.-SQ	G	Colts Neck, N.J. / Ranney School
23	Jalen DeLoach	6-9	220	Jr.-Tr.	F	Savannah, Ga. / Tr.-VCU
24	Jaden Newell	6-8	219	R-Fr.-SQ	F	Destin, Fla. / Choctawhatchee High School
54	Russel Tchewa	7-0	275	Grad.-Tr.	C	Douala, Cameroon / Tr.-South Florida

\* With the NCAA awarding an extra year for eligibility due to COVID-19, these players could play one more season than their classification would traditionally indicate.

**Head Coach:** Mike White (Ole Miss '00)

**Associate Head Coach:** Antonio Reynolds Dean (Rhode Island '99)

**Assistant Coaches:** Erik Pastrana (Florida St. '07);  
Akeem Miskdeen (Queens '08); Patrick Blake (Louisville '09)

**Director of Operations:** Ben Gonzalez (Florida '17)

**Director of Video & Analytics:** Ryan McCloskey (Florida '16)

**Director Of Player Personnel:** Charles Mann (Georgia '16)










**Director of Athletic Performance:** Collin Crane (Carson-Newman '13)

**Athletic Trainer:** Lance Schuemann (Florida '07)

### PRO-NUN-SEE-Ā-SHUN GUY'D

0	JABRI (Juh-bree) ABDUR-RAHIM (ab-duhr rah-heem)
2	LAMARIYON (luh-mar-ee-on) "MARI" (mar-ee) Jordan
4	Silas DEMARY (DEM-uh-REE) Jr.
5	Frank ANSELEM-IBE (ann-suh-lem ee-bay)
10	RJ SUNUHARA (soon-uh-har-uh)
12	Matthew-Alexander MONCRIEFFE (mahn-creef)
22	Brandon KLATSKY (klat-ski)
24	Jaden NEWELL (new-uhl)
54	Rusel TCHEWA (chee-wuh)

## ► 2023-24 GEORGIA SPOTTER'S ROSTER

							
<b>0</b> Blue Cain	<b>1</b> Jabri Abdur-Rahim	<b>2</b> Mari Jordan	<b>3</b> Noah Thomasson	<b>4</b> Silas Demary Jr.	<b>5</b> Frank Anselem-Ibe	<b>10</b> RJ Sunahara	<b>11</b> Justin Hill
							
<b>12</b> M-A Moncrieffe	<b>13</b> Dylan James	<b>14</b> Markel Jennings	<b>15</b> RJ Melendez	<b>22</b> Brandon Klatsky	<b>23</b> Jalen DeLoach	<b>24</b> Jaden Newell	<b>54</b> Russel Tchewa
							
Mike White Head Coach	Antonio Reynolds Dean Assoc. Head Coach	Erik Pastrana Assistant Coach	Akeem Miskdeen Assistant Coach	Patrick Blake Assistant Coach	Ben Gonzalez Director of Operations	Charles Mann Director of Player Personnel	Ryan McCloskey Director of Video & Analytics



HC  
0  
1  
2  
3  
4  
5  
10  
11  
12  
13  
14  
15  
22  
23  
24  
54



## HEAD COACH WHITE

OLE MISS '00 • 30-27 (2ND AT UGA) • 273-155 (13TH OVERALL)

- Has earned Coach of the Year honors in three leagues – WAC in 2013, Conference USA in 2015 and SEC in 2017.
- Led Florida to NCAA bids in every tourney between 2017-21 (only SEC school to do so).
- Led Florida to wins in every NCAA Tournament between 2017-21 (one of only six D-I schools to do so).



## BLUE CAIN

6-5 • 194 • FR. • KNOXVILLE, TENN. • SPORTS MANAGEMENT

- Dad, Chris, played golf at Duke; mom, former Myriah Loneran, played hoops at George Washington.
- Scored 12 vs. Oregon...first UGA freshman with 10+ in opener since A. Edwards & S. Wheeler in '19.
- Of his 67 made field goals on the season, 35 – or 52.2 percent – are from 3-point range.

	MPG	PPG	RPG	APG	BPG	SPG	FG	3FG	FT
2023-24	19.5	7.0	2.0	0.8	0.2	0.6	.419	.368	.545
CAREER	19.5	7.0	2.0	0.8	0.2	0.6	.419	.368	.545



## JABRI ABDUR-RAHIM

6-8 • 215 • SR. • SOUTH ORANGE, N.J. • COMMUNICATION STUDIES

- Son of Shareef Abdur-Rahim, current president of the G-League and 2000 Olympic Gold medalist.
- Selected as male student-athlete to serve on UGA Athletics Board for 2023-24 academic year.
- Among UGA FT pct. all-time leaders, currently No. 4 in season (.880) & No. 3 in career (.829).

	MPG	PPG	RPG	APG	BPG	SPG	FG	3FG	FT
2023-24	26.7	12.7	3.6	0.4	0.4	0.8	.371	.371	.880
CAREER	19.7	8.0	2.9	0.3	0.3	0.5	.374	.360	.830



## MARI JORDAN

6-6 • 190 • FR. • ATLANTA, GA. • UNDECIDED

- Ranked as the nation's No. 84 recruit in the Class of 2023 by ESPN.com.
- Played three seasons at Dacula HS before moving to Norcross HS as a senior.
- Named all-state in 2022 (first-team in Class 6A) and 2023 (second-team in Class 7A).

	MPG	PPG	RPG	APG	BPG	SPG	FG	3FG	FT
2023-24	–	–	–	–	–	–	–	–	–
CAREER	–	–	–	–	–	–	–	–	–



## NOAH THOMASSON

6-4 • 210 • GRAD. • HOUSTON, TEXAS • NONPROFIT MANAGEMENT & LEADERSHIP

- Helped George Ranch HS to Elite Eight round of Texas 6A state tourney as a senior in 2019.
- Led MAAC and ranked No. 34 nationally in scoring during 2022-23 (19.5 ppg).
- A double-digit scorer in a team-leading 16 outings, with a quartet of 20-point performances.

	MPG	PPG	RPG	APG	BPG	SPG	FG	3FG	FT
2023-24	27.7	12.5	2.9	1.5	0.0	0.5	.432	.372	.565
CAREER	27.8	12.2	2.7	2.3	0.2	0.6	.464	.378	.664



## SILAS DEMARY JR.

6-5 • 190 • FR. • RALEIGH, N.C. • ENTERTAINMENT & MEDIA STUDIES

- Tabbed as the No. 44 prospect in the Class of 2023 by On3.com.
- UGA's third-leading rebounder; of his 96 rebounds, 88 (91.7 percent) are on the defensive end.
- Only freshman in the SEC to start every game during the 2023-24 season.

	MPG	PPG	RPG	APG	BPG	SPG	FG	3FG	FT
2023-24	26.7	9.7	3.8	2.4	0.4	1.4	.436	.310	.719
CAREER	26.7	9.7	3.8	2.4	0.4	1.4	.436	.310	.719



## FRANK ANSELEM-IBE

6-10 • 215 • SR. • LAGOS, NIGERIA • SPORTS MANAGEMENT

- Originally a Class of 2021 prospect before reclassifying to 2020.
- Played seven minutes in first three SEC games (2 DNP's). Then logged a season-high 14 MP at S.C.
- UGA is 6-1 when Anselem-Ibe notches double-digit MP this season, including Ws at FSU & S.C.

	MPG	PPG	RPG	APG	BPG	SPG	FG	3FG	FT
2023-24	8.0	2.4	1.7	0.1	0.7	0.1	.609	.000	.692
CAREER	12.6	2.6	3.0	0.3	0.6	0.2	.554	.000	.649



## RJ SUNAHARA

6-8 • 205 • GRAD. • BAY VILLAGE, OHIO • NONPROFIT MANAGEMENT & LEADERSHIP

- Coached by Celtics head coach Joe Mazzulla during redshirt year at Fairmont State in 2018-19.
- 2023 DII National Player of the Year who led Nova Southeastern to 36-0 mark & national title.
- Missed first nine games with left knee injury. Played in his 100th career game at South Carolina.

	MPG	PPG	RPG	APG	BPG	SPG	FG	3FG	FT
2023-24	10.3	1.9	1.6	0.4	0.3	0.3	.556	.500	1.000
CAREER	26.0	15.4	5.8	2.3	1.7	1.3	.601	.385	.733



## JUSTIN HILL

6-0 • 185 • SR. • HOUSTON, TEXAS • CONSUMER ECONOMICS

- Both parents played in NCAA Tourney – dad, Keith, at N.M. State and mom, Donna Holt, at Virginia.
- Enters the Vanderbilt game on assist shy of 400 for his collegiate career.
- In SEC, ranked No. 3 in assist-to-TOs (2.49) and No. 10 in assists (3.68 apg).

	MPG	PPG	RPG	APG	BPG	SPG	FG	3FG	FT
2023-24	24.2	9.2	1.9	3.7	0.0	0.6	.381	.310	.648
CAREER	26.1	10.8	3.4	3.5	0.1	0.9	.406	.320	.752



## MATTHEW-ALEXANDER MONCRIEFFE

6-8 • 217 • SR. • TORONTO, ONTARIO • COMMUNICATION STUDIES

- First-ever two-time recipient of the BioSteel All-Canadian Player of the Year at Orangeville Prep.
- Helped Oklahoma State to 2021 NCAA Tourney bid when leading Cowboys in double-doubles (3).
- Was "+16" in 13 minutes of action against N.C. Central

	MPG	PPG	RPG	APG	BPG	SPG	FG	3FG	FT
2023-24	10.0	1.2	2.1	0.6	0.8	0.2	.231	.000	.545
CAREER	18.1	5.7	4.3	0.7	0.4	0.4	.507	.000	.526



## DYLAN JAMES

6-9 • 207 • FR. • WINTER HAVEN, FLA. • UNDECIDED

- Rated as the nation's No. 78 overall prospect in the 247Sports.com composite for the Class of 2023.
- Faced older brother, Dorian, when UGA played North Florida on Dec. 22.
- Back-to-back double-digit MP at Miss. & Ark...after three MP vs. Bama and eight DNP's to open SEC.

	MPG	PPG	RPG	APG	BPG	SPG	FG	3FG	FT
2023-24	8.2	2.5	1.3	0.5	0.3	0.2	.625	.667	.250
CAREER	8.2	2.5	1.3	0.5	0.3	0.2	.625	.667	.250



## MARKEL JENNINGS

5-11 • 156 • FR. • ATHENS, GA. • BIOLOGICAL ENGINEERING

- Helped lead Athens Academy to state tourney appearance as a senior after the Spartans were a combined 12-34 during the previous two seasons.
- Played AAU for the Team Strong program led by Carlos Strong, who led UGA to 1996 Sweet 16.

	MPG	PPG	RPG	APG	BPG	SPG	FG	3FG	FT
2023-24	–	–	–	–	–	–	–	–	–
CAREER	–	–	–	–	–	–	–	–	–



## RJ MELENDEZ

6-7 • 210 • JR. • ARECIBO, P.R. • SPORTS MANAGEMENT

- Rated as the No. 56 overall recruit in the Class of 2021 by ESPN.com.
- Career-high 35 points at Florida believed to be most points ever off the bench by a Georgia Bulldog.
- Currently No. 5 on UGA single-season FT percentage leaders list at .871.

	MPG	PPG	RPG	APG	BPG	SPG	FG	3FG	FT
2023-24	22.4	10.2	4.4	1.0	0.2	1.3	.435	.268	.871
CAREER	18.2	6.7	3.3	0.8	0.3	0.8	.428	.293	.854



## BRANDON KLATSKY

6-4 • 170 • R-FR. • COLTS NECK, N.J. • FINANCE

- High school teammates with Scottie Lewis (Florida/Charlotte Hornets) and Bryan Antoine (Villanova/Radford) as a freshman at Ranney School.
- His brother, Alex, is a redshirt senior for the Florida Gators who also played for Mike White.

	MPG	PPG	RPG	APG	BPG	SPG	FG	3FG	FT
2023-24	2.0	0.0	0.0	0.0	0.0	0.0	.000	.000	.000
CAREER	2.0	0.0	0.0	0.0	0.0	0.0	.000	.000	.000



## JALEN DELOACH

6-9 • 220 • JR. • SAVANNAH, GA. • INTERNATIONAL AFFAIRS

- Grew 7 inches – to 6-7 – between his freshman and sophomore years at Islands High in Savannah.
- His brother, Kalen, was three-year starting LB at FSU who was 2023 Noles' second-leading tackler.
- Most productive SEC game at Arkansas – eight points (4-of-4 FGs) and four boards in 12 MP.

	MPG	PPG	RPG	APG	BPG	SPG	FG	3FG	FT
2023-24	12.8	3.5	3.7	0.5	0.4	0.4	.509	.000	.640
CAREER	17.6	6.2	5.0	0.7	1.0	0.6	.560	.000	.537



## JADEN NEWELL

6-8 • 219 • R-FR. • DESTIN, FLA. • BIOLOGY

- Lived in Athens while growing up before moving to Florida to attend high school.
- Brother of UGA signee Asa Newell, a top-10 rated PF in the Class of 2023.
- Scored his first collegiate points with a pair of FTs against Alabama A&M.

	MPG	PPG	RPG	APG	BPG	SPG	FG	3FG	FT
2023-24	3.0	1.0	0.5	0.0	0.0	0.5	.000	.000	1.000
CAREER	3.0	1.0	0.5	0.0	0.0	0.5	.000	.000	1.000




## RUSSEL TCHEWA

7-0 • 270 • GRAD. • DOUALA, CAMEROON. • NONPROFIT MANAGEMENT & LEADERSHIP

- Played in 104 games at Texas Tech and South Florida before transferring to UGA.
- Under-rated passer as a 7-footer who has 26 assists (to 16 blocks) on the season.
- Six of his nine double-digit outings in SEC play...scoring up 3.1 ppg (6.1 non-conf. to 9.2 vs. SEC).

	MPG	PPG	RPG	APG	BPG	SPG	FG	3FG	FT
2023-24	24.4	7.6	6.6	1.0	0.6	0.5	.556	.000	.699
CAREER	20.5	6.7	5.1	0.5	0.3	0.4	.532	.000	.606

SEASON HIGHS							CAREER HIGHS					
POINTS	BOARDS	ASSISTS	BLOCKS	STEALS	MINUTES		POINTS	BOARDS	ASSISTS	BLOCKS	STEALS	MINUTES
<b>18</b> Two times, last Alabama A&M	<b>7</b> N.C. Central (11/12/23)	<b>3</b> Two times, last Tennessee	<b>2</b> N.C. Central (11/12/23)	<b>2</b> Four times, last Miss. St.	<b>34</b> Florida (1/27/24)	 <b>BLUE</b>	<b>18</b> Two times, last Alabama A&M	<b>7</b> N.C. Central (11/12/23)	<b>3</b> Two times, last Tennessee	<b>2</b> N.C. Central (11/12/23)	<b>2</b> Four times, last Miss. St.	<b>34</b> Florida (1/27/24)
<b>34</b> Kentucky (1/20/24)	<b>8</b> Two times, last S. Carolina	<b>2</b> Three times, last Kentucky	<b>2</b> South Carolina (2/3/24)	<b>3</b> Mount St. Mary's (12/20/23)	<b>33</b> Two times, last LSU	 <b>JABRI</b>	<b>34</b> Kentucky (1/20/24)	<b>11</b> Notre Dame (12/18/22)	<b>2</b> Six times, last Kentucky (1/20/24)	<b>2</b> Four times, last S. Carolina (2/3/24)	<b>3</b> Mount St. Mary's (12/20/23)	<b>34</b> Texas A&M 2/4/23
—	—	—	—	—	—	 <b>MARI</b>	—	—	—	—	—	—
<b>26</b> Florida (2/17/24)	<b>6</b> High Point (12/16/23)	<b>3</b> Five times, last Alabama A&M	<b>1</b> Alabama (1/31/24)	<b>3</b> Ga. Tech (12/5/23)	<b>36</b> Wake Forest (11/10/23)	 <b>NOAH</b>	<b>35</b> Canisius (3/4/23)	<b>9</b> Quinnipiac (2/10/23)	<b>9</b> Two times, last Marist (1/15/23)	<b>2</b> Three times, last Siena (2/5/23)	<b>4</b> Manhattan (1/18/22)	<b>43</b> Fairfield (1/6/23)
<b>22</b> Kentucky (1/20/24)	<b>8</b> Miami (11/19/23)	<b>7</b> Miami (11/19/23)	<b>2</b> Two times, last S. Carolina-1	<b>4</b> N.C. Central (11/12/23)	<b>34</b> Kentucky (1/20/24)	 <b>SILAS</b>	<b>22</b> Kentucky (1/20/24)	<b>8</b> Miami (11/19/23)	<b>7</b> Miami (11/19/23)	<b>2</b> Two times, last S. Carolina-1	<b>4</b> N.C. Central (11/12/23)	<b>34</b> Kentucky (1/20/24)
<b>7</b> High Point (12/16/23)	<b>5</b> S. Carolina (1/16/24)	<b>1</b> Two times, last Arkansas-1	<b>2</b> Four times, last S. Carolina-1	<b>1</b> High Point (12/16/23)	<b>14</b> S. Carolina (1/16/24)	 <b>FRANK</b>	<b>12</b> S. Carolina (1/28/23)	<b>15</b> Two times, last Florida St. (3/9/22)	<b>4</b> Florida State (3/9/22)	<b>3</b> Two times, last UTC (12/21/22)	<b>2</b> Four times, last Florida (2/28/23)	<b>37</b> Virginia Tech (2/12/22)
<b>7</b> Alabama A&M (12/30/23)	<b>4</b> Two times, last Tennessee	<b>2</b> N. Florida (12/22/23)	<b>1</b> Three times, last LSU	<b>1</b> Four times, last Miss. St.	<b>20</b> Alabama A&M (12/30/23)	 <b>RJ</b>	<b>41</b> Bluefield State (12/29/22)	<b>14</b> Two times, last Eckerd (2/8/20)	<b>6</b> Four times, last Barry (2/28/23)	<b>6</b> Two times, last Fla. So. (1/1/23)	<b>6</b> Florida Southern (2/8/23)	<b>43</b> Florida Tech (2/8/23)
<b>19</b> Arkansas (1/10/24)	<b>4</b> Four times, last Alabama	<b>9</b> Florida (1/27/24)	—	<b>2</b> Two times, last Florida-1	<b>36</b> Florida (1/27/24)	 <b>JUSTIN</b>	<b>29</b> Winthrop (1/29/22)	<b>10</b> Two times, last High Point (2/17/22)	<b>11</b> N.C. A&T (12/8/20)	<b>1</b> Eight times, last S.C. (3/4/23)	<b>4</b> Two times, last Tennessee (3/17/22)	<b>40</b> N.C. A&T (3/4/22)
<b>6</b> N.C. Central (11/12/23)	<b>6</b> Winthrop (11/24/23)	<b>2</b> Two times, last Mercer	<b>3</b> Winthrop (11/24/23)	<b>1</b> Two times, last Mercer	<b>19</b> Winthrop (11/24/23)	 <b>M-A</b>	<b>22</b> Iowa State (1/25/21)	<b>12</b> Two times, last Oklahoma (2/17/21)	<b>3</b> Five times, last Ole Miss (2/7/23)	<b>3</b> Winthrop (11/24/23)	<b>3</b> Two times, last Charleston (11/22/21)	<b>35</b> Two times, last Liberty (3/19/21)
<b>9</b> Alabama A&M (12/30/23)	<b>3</b> Three times, last Arkansas-2	<b>2</b> N. Florida (12/22/23)	<b>2</b> Alabama A&M (12/30/23)	<b>1</b> Two times, last Miss. St.	<b>17</b> N. Florida (12/22/23)	 <b>DYLAN</b>	<b>9</b> Alabama A&M (12/30/23)	<b>3</b> Three times, last Arkansas-2	<b>2</b> N. Florida (12/22/23)	<b>2</b> Alabama A&M (12/30/23)	<b>1</b> Two times, last Miss. St.	<b>17</b> N. Florida (12/22/23)
—	—	—	—	—	—	 <b>MARKEL</b>	—	—	—	—	—	—
<b>35</b> Florida (1/27/24)	<b>11</b> Florida State (11/29/23)	<b>4</b> Mount St. Mary's (12/20/23)	<b>1</b> Five times, last S. Carolina-2	<b>5</b> Florida (1/27/24)	<b>33</b> Florida (1/27/24)	 <b>RJ</b>	<b>35</b> Florida (1/27/24)	<b>11</b> Two times, last Florida State	<b>4</b> Three times, last Mount St. Mary's	<b>3</b> E. Illinois (11/7/22)	<b>5</b> Florida (1/27/24)	<b>33</b> Two times, last Florida
—	—	—	—	—	<b>2</b> Two times, last Alabama A&M	 <b>BRANDON</b>	—	—	—	—	—	<b>2</b> Two times, last Alabama A&M
<b>9</b> N. Florida (12/22/23)	<b>7</b> Wake Forest (11/10/23)	<b>3</b> N.C. Central (11/12/23)	<b>1</b> Eight times, last S. Carolina-2	<b>2</b> N. Florida (12/22/23)	<b>20</b> N.C. Central (11/12/23)	 <b>JALEN</b>	<b>19</b> Two times, last St. Joe's (2/21/23)	<b>11</b> La Salle (12/31/22)	<b>3</b> Five times, last N.C. Central	<b>4</b> Davidson (3/9/23)	<b>6</b> Howard (12/11/22)	<b>33</b> Dayton (3/12/23)
<b>2</b> Alabama A&M (12/30/23)	<b>1</b> N. Florida (12/22/23)	—	—	<b>1</b> N. Florida (12/22/23)	<b>3</b> Alabama A&M (12/30/23)	 <b>JADEN</b>	<b>2</b> Alabama A&M (12/30/23)	<b>1</b> N. Florida (12/22/23)	—	—	<b>1</b> N. Florida (12/22/23)	<b>3</b> Alabama A&M (12/30/23)
<b>18</b> Missouri (1/6/24)	<b>11</b> Three times, last Florida-1	<b>3</b> Two times, last Arkansas-2	<b>3</b> High Point (12/16/23)	<b>2</b> Three times, last S. Carolina-2	<b>34</b> Florida (2/17/24)	 <b>BIG RUSS</b>	<b>21</b> Tulsa (2/15/23)	<b>15</b> Tulane (2/18/23)	<b>3</b> Seven times, last Arkansas-2	<b>3</b> High Point (12/16/23)	<b>2</b> Six times, last S. Carolina-2	<b>39</b> Temple (1/25/23)