



Officials: Anthony Jordan, Tony Chiazza, Jeffrey Anderson

Georgia - 76

Record: 15-11 (5-8)

NO.	Name	Min	FG	3P	FT	Rebounds			Fouls		TP	AS	TO	ST	Blocks		+/-
			M-A	M-A	M-A	OR	DR	TOT	PF	FD					BS	BA	
23	Jalen DeLoach	F 20:45	3-4	0-0	2-2	1	3	4	1	2	8	1	2	0	0	0	4
54	Russel Tchewa	C 29:40	3-3	0-0	0-1	2	8	10	2	1	6	3	2	0	0	0	14
1	Jabri Abdur-Rahim	G 21:10	4-9	2-7	3-4	2	5	7	1	2	13	0	0	1	1	0	4
3	Noah Thomasson	G 29:10	6-15	5-11	0-0	0	1	1	2	1	17	2	0	2	0	1	4
4	Silas Demary Jr.	G 24:48	3-6	0-1	3-4	0	2	2	3	3	9	3	2	0	1	0	1
11	Justin Hill	21:53	3-5	1-3	1-1	0	2	2	0	1	8	4	2	0	0	0	4
13	Dylan James	13:57	1-1	0-0	0-0	1	5	6	0	2	2	0	0	0	0	0	8
15	RJ Melendez	20:23	3-6	1-4	1-1	0	5	5	1	2	8	0	2	0	0	0	18
0	Blue Cain	18:14	2-4	1-2	0-0	0	1	1	1	0	5	0	0	0	0	0	3
Team						1	0	1			0		0				
<b>Totals</b>			28-53	10-28	10-13	7	32	39	11	14	76	13	10	3	2	1	12

Shooting By Period		
1 <sup>st</sup> FG%	16-27	59.3%
3PT%	8-17	47.1%
FT%	4-5	80%
2 <sup>nd</sup> FG%	12-26	46.2%
3PT%	2-11	18.2%
FT%	6-8	75%
GM FG%	28-53	52.8%
3PT%	10-28	35.7%
FT%	10-13	76.9%

Dead Ball Rebounds: 1, 0

Technical Fouls::NONE

Vanderbilt - 64

Record: 7-19 (2-11)

NO.	Name	Min	FG	3P	FT	Rebounds			Fouls		TP	AS	TO	ST	Blocks		+/-
			M-A	M-A	M-A	OR	DR	TOT	PF	FD					BS	BA	
2	Ven-Allen Lubin	F 31:24	4-10	0-1	2-3	3	5	8	4	2	10	1	2	1	1	1	-9
0	Tyrin Lawrence	G 30:43	5-10	1-3	1-1	0	6	6	2	3	12	1	3	0	0	0	-9
4	Isaiah West	G 06:32	0-1	0-1	0-0	0	0	0	0	0	0	1	0	0	0	0	-6
5	Ezra Manjon	G 35:45	3-4	2-2	4-4	1	2	3	2	2	12	6	0	1	0	0	-12
12	Evan Taylor	G 30:52	3-12	3-11	0-0	0	2	2	3	0	9	1	0	1	0	0	-15
10	Jordan Williams	12:15	1-4	1-3	0-0	1	0	1	2	0	3	0	0	0	0	0	-5
3	Paul Lewis	28:26	5-13	4-10	4-5	0	3	3	0	3	18	2	0	1	0	1	-1
24	JaQualon "JQ" Roberts	16:25	0-1	0-1	0-0	0	0	0	0	1	0	0	0	0	0	0	5
35	Carter Lang	05:04	0-2	0-0	0-0	0	0	0	1	0	0	0	0	0	0	0	-5
23	Jason Rivera-Torres	02:34	0-1	0-0	0-0	0	1	1	0	0	0	0	0	0	0	0	-3
Team						1	1	2			0		0				
<b>Totals</b>			21-58	11-32	11-13	6	20	26	14	11	64	12	5	4	1	2	-12

Shooting By Period		
1 <sup>st</sup> FG%	9-29	31.0%
3PT%	6-15	40.0%
FT%	4-5	80%
2 <sup>nd</sup> FG%	12-29	41.4%
3PT%	5-17	29.4%
FT%	7-8	87.5%
GM FG%	21-58	36.2%
3PT%	11-32	34.4%
FT%	11-13	84.6%

Dead Ball Rebounds: 1, 0

Technical Fouls::NONE

	UGA	Vandy
Biggest lead	23 (2 <sup>nd</sup> 11:20)	0 (1 <sup>st</sup> 20:00)
Best Scoring Run	12(2 <sup>nd</sup> 11:20)	7(2 <sup>nd</sup> 14:34)
Lead Changes	0	
Times Tied	0	
Time with Lead	39:38	00:00

Points from	UGA	Vandy
Turnovers	4	8
Paint	32	20
Second Chance	11	7
Fast Breaks	5	2
Bench	23	21

	Period by Period Scoring		
	1st	2nd	TOT
UGA	44	32	76
Vandy	28	36	64



**Officials:** Anthony Jordan, Tony Chiazza, Jeffrey Anderson

**Period 1**

**Quarter Starters:**

<b>Vandy</b>	0 Lawrence T	2 Lubin V	4 West I	5 Manjon E	12 Taylor E
<b>UGA</b>	1 Abdur-Rahim J	3 Thomasson N	4 Demary Jr. S	23 DeLoach J	54 Tchewa R

Game Time	Vandy	Score	Diff	UGA
20:00	2 LUBIN V jumpball lost			54 TCHEWA R jumpball won
19:38		<b>0-3</b>	<b>-3</b>	3 THOMASSON N 3pt FG , jump shot made (3)
19:38				4 DEMARY JR. S assist (1)
19:21	0 LAWRENCE T turnover bad pass (1)			1 ABDUR-RAHIM J steal (1)
18:57	12 TAYLOR E steal (1)			23 DELOACH J turnover lost ball (1)
18:34	2 LUBIN V 2pt FG from turnover in the paint, pull up jump shot missed			
18:31				54 TCHEWA R defensive rebound (1)
18:11		<b>0-5</b>	<b>-5</b>	4 DEMARY JR. S 2pt FG in the paint, driving layup made (2)
17:40	4 WEST I 3pt FG , jump shot missed			
17:36	offensive rebound (1)			
17:25	0 LAWRENCE T 2pt FG second chance outside the paint, turnaround jump shot missed			
17:23				54 TCHEWA R defensive rebound (2)
17:08				4 DEMARY JR. S turnover lost ball (1)
16:40	0 LAWRENCE T turnover bad pass (2)			3 THOMASSON N steal (1)
16:37		<b>0-7</b>	<b>-7</b>	4 DEMARY JR. S 2pt FG fast break from turnover in the paint, driving layup made (4)
16:37				3 THOMASSON N assist (1)
16:20	0 LAWRENCE T 2pt FG in the paint, driving layup made (2)	<b>2-7</b>	<b>-5</b>	
15:56		<b>2-10</b>	<b>-8</b>	3 THOMASSON N 3pt FG , jump shot made (6)
15:56				54 TCHEWA R assist (1)
15:36	12 TAYLOR E 3pt FG , jump shot missed			
15:32	2 LUBIN V offensive rebound (1)			
15:32	2 LUBIN V 2pt FG second chance in the paint, layup blocked			
15:32				1 ABDUR-RAHIM J block (1)
15:32				1 ABDUR-RAHIM J defensive rebound (1)
15:24				4 DEMARY JR. S 2pt FG in the paint, layup missed
15:22	2 LUBIN V defensive rebound (2)			
15:14	0 LAWRENCE T 2pt FG in the paint, jump shot made (4)	<b>4-10</b>	<b>-6</b>	
14:54		<b>4-12</b>	<b>-8</b>	1 ABDUR-RAHIM J 2pt FG in the paint, driving layup made (2)
14:54				54 TCHEWA R assist (2)
14:38	12 TAYLOR E 3pt FG , jump shot made (3)	<b>7-12</b>	<b>-5</b>	
14:38	4 WEST I assist (1)			
14:23				1 ABDUR-RAHIM J 3pt FG , jump shot missed
14:21				54 TCHEWA R offensive rebound (3)
14:18				3 THOMASSON N 3pt FG second chance, jump shot missed
14:16				1 ABDUR-RAHIM J offensive rebound (2)
14:16	0 LAWRENCE T foul personal (1 - 1)			1 ABDUR-RAHIM J foul drawn (1)
14:16				4 DEMARY JR. S substitution out
14:16				23 DELOACH J substitution out
14:16				11 HILL J substitution in
14:16				13 JAMES D substitution in
14:16				1 ABDUR-RAHIM J free throw 1 - 2 missed



**Georgia at Vanderbilt**

02/21/24 Memorial Gymnasium, Nashville, Tenn.  
Vanderbilt vs. Georgia

**Game Time:** 7:30 PM  
**Game Duration:** 1:46  
**Attendance:** 5,821

**Officials:** Anthony Jordan, Tony Chiazza, Jeffrey Anderson

Game Time	Vandy	Score	Diff	UGA
14:16				offensive dead ball rebound (1)
14:16		<b>7-13</b>	<b>-6</b>	1 ABDUR-RAHIM J free throw 2 - 2 made (3)
14:16				1 ABDUR-RAHIM J substitution out
14:16				15 MELENDEZ R substitution in
13:46	12 TAYLOR E 3pt FG , jump shot missed			
13:43				15 MELENDEZ R defensive rebound (1)
13:28				3 THOMASSON N 2pt FG in the paint, driving layup blocked
13:28	2 LUBIN V block (1)			
13:28				offensive rebound (7)
13:28	4 WEST I substitution out			
13:28	10 WILLIAMS J substitution in			
13:16		<b>7-16</b>	<b>-9</b>	3 THOMASSON N 3pt FG second chance, jump shot made (9)
13:16				11 HILL J assist (1)
12:48	2 LUBIN V 2pt FG outside the paint, jump shot missed			
12:46				13 JAMES D defensive rebound (1)
12:30				3 THOMASSON N substitution out
12:30				0 CAIN B substitution in
12:29		<b>7-18</b>	<b>-11</b>	15 MELENDEZ R 2pt FG in the paint, driving layup made (2)
12:29				11 HILL J assist (2)
12:29	0 LAWRENCE T foul shooting (2 - 2)			15 MELENDEZ R foul drawn (1)
12:29	0 LAWRENCE T substitution out			
12:29	3 LEWIS P substitution in			
12:29		<b>7-19</b>	<b>-12</b>	15 MELENDEZ R free throw 1 - 1 made (3)
12:12	2 LUBIN V 2pt FG in the paint, dunk, made (2)	<b>9-19</b>	<b>-10</b>	
12:12	5 MANJON E assist (1)			
11:41	12 TAYLOR E foul shooting (1 - 3)			13 JAMES D foul drawn (1)
11:41	Timeout media			
11:41				54 TCHEWA R substitution out
11:41				23 DELOACH J substitution in
11:38				0 CAIN B 3pt FG , jump shot missed
11:35	5 MANJON E defensive rebound (1)			
11:21	3 LEWIS P 3pt FG , jump shot missed			
11:18				0 CAIN B defensive rebound (1)
10:51		<b>9-22</b>	<b>-13</b>	15 MELENDEZ R 3pt FG , jump shot made (6)
10:51				11 HILL J assist (3)
10:20	5 MANJON E 2pt FG outside the paint, jump shot missed			
10:16	10 WILLIAMS J offensive rebound (1)			
10:06	12 TAYLOR E 2pt FG second chance outside the paint, pull up jump shot missed			
10:03				13 JAMES D defensive rebound (2)
09:46				23 DELOACH J turnover bad pass (2)
09:46	2 LUBIN V substitution out			
09:46	12 TAYLOR E substitution out			
09:46	24 ROBERTS J substitution in			
09:46	35 LANG C substitution in			
09:33	10 WILLIAMS J 3pt FG from turnover, jump shot missed			
09:31				11 HILL J defensive rebound (1)
09:22	5 MANJON E steal (1)			11 HILL J turnover lost ball (1)
09:11	35 LANG C 2pt FG from turnover in the paint, step back jump shot missed			



Official Basketball Play by Play - First Half

**Georgia at Vanderbilt**

02/21/24 Memorial Gymnasium, Nashville, Tenn.

Vanderbilt vs. Georgia

Game Time: 7:30 PM

Game Duration: 1:46

Attendance: 5,821

Officials: Anthony Jordan, Tony Chiazza, Jeffrey Anderson

Game Time	Vandy	Score	Diff	UGA
09:08				13 JAMES D defensive rebound (3)
09:00	35 LANG C foul personal (1 - 4)			23 DELOACH J foul drawn (1)
09:00				11 HILL J substitution out
09:00				4 DEMARY JR. S substitution in
09:00	5 MANJON E substitution out			
09:00	23 RIVERA-TORRES J substitution in			
09:00				23 DELOACH J substitution out
09:00				54 TCHEWA R substitution in
08:52	10 WILLIAMS J foul shooting (1 - 5)			4 DEMARY JR. S foul drawn (1)
08:52		<b>9-23</b>	<b>-14</b>	4 DEMARY JR. S free throw 1 - 2 made (5)
08:52				13 JAMES D substitution out
08:52				3 THOMASSON N substitution in
08:52		<b>9-24</b>	<b>-15</b>	4 DEMARY JR. S free throw 2 - 2 made (6)
08:25	3 LEWIS P foul drawn (1)			15 MELENDEZ R foul shooting (1 - 1)
08:25	3 LEWIS P free throw 1 - 2 missed			
08:25	offensive dead ball rebound (1)			
08:25	3 LEWIS P free throw 2 - 2 made (1)	<b>10-24</b>	<b>-14</b>	
08:07				3 THOMASSON N 3pt FG , jump shot missed
08:05	3 LEWIS P defensive rebound (1)			
07:53	10 WILLIAMS J 3pt FG , jump shot made (3)	<b>13-24</b>	<b>-11</b>	
07:53	3 LEWIS P assist (1)			
07:35				3 THOMASSON N 3pt FG , jump shot missed
07:33	23 RIVERA-TORRES J defensive rebound (1)			
07:15	3 LEWIS P 3pt FG , jump shot missed			
07:13				15 MELENDEZ R defensive rebound (2)
06:59		<b>13-26</b>	<b>-13</b>	3 THOMASSON N 2pt FG in the paint, driving layup made (11)
06:38	23 RIVERA-TORRES J 2pt FG outside the paint, pull up jump shot missed			
06:32				54 TCHEWA R defensive rebound (4)
06:26		<b>13-29</b>	<b>-16</b>	3 THOMASSON N 3pt FG , jump shot made (14)
06:26				4 DEMARY JR. S assist (2)
06:26	Timeout 30 Sec			
06:26	Timeout media			
06:26	10 WILLIAMS J substitution out			
06:26	23 RIVERA-TORRES J substitution out			
06:26	0 LAWRENCE T substitution in			
06:26	5 MANJON E substitution in			
06:26				15 MELENDEZ R substitution out
06:26				1 ABDUR-RAHIM J substitution in
06:03	0 LAWRENCE T 3pt FG , jump shot made (7)	<b>16-29</b>	<b>-13</b>	
06:03	3 LEWIS P assist (2)			
05:31		<b>16-32</b>	<b>-16</b>	3 THOMASSON N 3pt FG , step back jump shot made (17)
05:05	35 LANG C 2pt FG outside the paint, turnaround jump shot missed			
05:03				54 TCHEWA R defensive rebound (5)
04:52		<b>16-34</b>	<b>-18</b>	54 TCHEWA R 2pt FG in the paint, layup made (2)
04:52				4 DEMARY JR. S assist (3)
04:42	35 LANG C substitution out			
04:42	2 LUBIN V substitution in			
04:42				0 CAIN B substitution out



Official Basketball Play by Play - First Half

**Georgia at Vanderbilt**

02/21/24 Memorial Gymnasium, Nashville, Tenn.  
Vanderbilt vs. Georgia

**Game Time:** 7:30 PM  
**Game Duration:** 1:46  
**Attendance:** 5,821

**Officials:** Anthony Jordan, Tony Chiazza, Jeffrey Anderson

Game Time	Vandy	Score	Diff	UGA
04:42				11 HILL J substitution in
04:39	3 LEWIS P 3pt FG , jump shot made (4)	<b>19-34</b>	<b>-15</b>	
04:39	5 MANJON E assist (2)			
04:24		<b>19-37</b>	<b>-18</b>	11 HILL J 3pt FG , step back jump shot made (3)
04:03	3 LEWIS P 3pt FG , jump shot made (7)	<b>22-37</b>	<b>-15</b>	
04:03	2 LUBIN V assist (1)			
03:47	2 LUBIN V steal (1)			11 HILL J turnover bad pass (2)
03:42	3 LEWIS P 2pt FG from turnover in the paint, driving layup blocked			
03:42				4 DEMARY JR. S block (1)
03:39	5 MANJON E offensive rebound (2)			
03:20	5 MANJON E 3pt FG from turnover second chance, jump shot made (3)	<b>25-37</b>	<b>-12</b>	
03:20	0 LAWRENCE T assist (1)			
03:18	24 ROBERTS J foul drawn (1)			4 DEMARY JR. S foul offensive (1 - 2)
03:18				4 DEMARY JR. S turnover offensive (2)
03:18	5 MANJON E substitution out			
03:18	12 TAYLOR E substitution in			
03:18				4 DEMARY JR. S substitution out
03:18				15 MELENDEZ R substitution in
03:18	24 ROBERTS J substitution out			
03:18	5 MANJON E substitution in			
03:02	2 LUBIN V 2pt FG from turnover in the paint, hook shot missed			
03:00				15 MELENDEZ R defensive rebound (3)
02:47				1 ABDUR-RAHIM J 3pt FG , jump shot missed
02:46	2 LUBIN V defensive rebound (3)			
02:32	0 LAWRENCE T 3pt FG , jump shot missed			
02:30				1 ABDUR-RAHIM J defensive rebound (3)
02:17				1 ABDUR-RAHIM J 3pt FG , jump shot missed
02:16				54 TCHEWA R offensive rebound (6)
02:13		<b>25-39</b>	<b>-14</b>	54 TCHEWA R 2pt FG second chance in the paint, hook shot made (4)
01:58	3 LEWIS P foul drawn (2)			3 THOMASSON N foul shooting (1 - 3)
01:58	3 LEWIS P free throw 1 - 3 made (8)	<b>26-39</b>	<b>-13</b>	
01:58	3 LEWIS P free throw 2 - 3 made (9)	<b>27-39</b>	<b>-12</b>	
01:58	3 LEWIS P free throw 3 - 3 made (10)	<b>28-39</b>	<b>-11</b>	
01:30				11 HILL J 3pt FG , jump shot missed
01:27	12 TAYLOR E defensive rebound (1)			
01:21	12 TAYLOR E 3pt FG , jump shot missed			
01:19				15 MELENDEZ R defensive rebound (4)
01:05		<b>28-41</b>	<b>-13</b>	54 TCHEWA R 2pt FG in the paint, dunk, made (6)
00:35	3 LEWIS P 3pt FG , jump shot missed			
00:33				1 ABDUR-RAHIM J defensive rebound (4)
00:05				3 THOMASSON N 3pt FG , jump shot missed
00:05				1 ABDUR-RAHIM J offensive rebound (5)
00:01		<b>28-44</b>	<b>-16</b>	1 ABDUR-RAHIM J 3pt FG second chance, jump shot made (6)
<b>END OF PERIOD</b>				
<b>Vandy 28-44 UGA</b>				



**Officials:** Anthony Jordan, Tony Chiazza, Jeffrey Anderson

**Georgia - 44**

NO.	Name	Min	FG	3P	FT	Rebounds			Fouls		TP	AS	TO	ST	Blocks		+/-
			M-A	M-A	M-A	OR	DR	TOT	PF	FD					BS	BA	
23	Jalen DeLoach	F 08:25	0-0	0-0	0-0	0	0	0	0	1	0	0	2	0	0	0	8
54	Russel Tchewa	C 17:19	3-3	0-0	0-0	2	4	6	0	0	6	2	0	0	0	0	13
1	Jabri Abdur-Rahim	G 12:10	2-5	1-4	1-2	2	3	5	0	1	6	0	0	1	1	0	6
3	Noah Thomasson	G 16:22	6-11	5-9	0-0	0	0	0	1	0	17	1	0	1	0	1	11
4	Silas Demary Jr.	G 11:26	2-3	0-0	2-2	0	0	0	1	1	6	3	2	0	1	0	4
11	Justin Hill	09:58	1-2	1-2	0-0	0	1	1	0	0	3	3	2	0	0	0	6
13	Dylan James	05:24	0-0	0-0	0-0	0	3	3	0	1	0	0	0	0	0	0	9
15	RJ Melendez	11:08	2-2	1-1	1-1	0	4	4	1	1	6	0	0	0	0	0	14
0	Blue Cain	07:48	0-1	0-1	0-0	0	1	1	0	0	0	0	0	0	0	0	9
Team						1	0	1			0		0				
<b>Totals</b>			16-27	8-17	4-5	5	16	21	3	5	44	9	6	2	2	1	16

Shooting By Period		
1st FG%	16-27	59.3%
3PT%	8-17	47.1%
FT%	4-5	80%
GM FG%	16-27	59.3%
3PT%	8-17	47.1%
FT%	4-5	80.0%

Dead Ball Rebounds: 1, 0

Technical Fouls::NONE

**Vanderbilt - 28**

NO.	Name	Min	FG	3P	FT	Rebounds			Fouls		TP	AS	TO	ST	Blocks		+/-
			M-A	M-A	M-A	OR	DR	TOT	PF	FD					BS	BA	
2	Ven-Allen Lubin	F 14:56	1-5	0-0	0-0	1	2	3	0	0	2	1	0	1	1	1	-11
0	Tyrin Lawrence	G 13:57	3-5	1-2	0-0	0	0	0	2	0	7	1	2	0	0	0	-11
4	Isaiah West	G 06:32	0-1	0-1	0-0	0	0	0	0	0	0	1	0	0	0	0	-6
5	Ezra Manjon	G 17:26	1-2	1-1	0-0	1	1	2	0	0	3	2	0	1	0	0	-13
12	Evan Taylor	G 13:32	1-5	1-4	0-0	0	1	1	1	0	3	0	0	1	0	0	-17
10	Jordan Williams	07:02	1-2	1-2	0-0	1	0	1	1	0	3	0	0	0	0	0	-10
3	Paul Lewis	12:29	2-6	2-5	4-5	0	1	1	0	2	10	2	0	0	0	1	-5
24	JaQualon "JQ" Roberts	06:28	0-0	0-0	0-0	0	0	0	0	1	0	0	0	0	0	0	1
35	Carter Lang	05:04	0-2	0-0	0-0	0	0	0	1	0	0	0	0	0	0	0	-5
23	Jason Rivera-Torres	02:34	0-1	0-0	0-0	0	1	1	0	0	0	0	0	0	0	0	-3
Team						1	0	1			0		0				
<b>Totals</b>			9-29	6-15	4-5	4	6	10	5	3	28	7	2	3	1	2	-16

Shooting By Period		
1st FG%	9-29	31.0%
3PT%	6-15	40.0%
FT%	4-5	80%
GM FG%	9-29	31.0%
3PT%	6-15	40.0%
FT%	4-5	80.0%

Dead Ball Rebounds: 1, 0

Technical Fouls::NONE

	UGA	Vandy
<b>Biggest lead</b>	18 (1 <sup>st</sup> 4:52)	0 (1 <sup>st</sup> 20:00)
<b>Best Scoring Run</b>	7(1 <sup>st</sup> 16:37)	6(1 <sup>st</sup> 3:20)
<b>Lead Changes</b>	0	
<b>Times Tied</b>	0	
<b>Time with Lead</b>	19:38	00:00

Points from	UGA	Vandy
<b>Turnovers</b>	2	3
<b>Paint</b>	16	6
<b>Second Chance</b>	9	3
<b>Fast Breaks</b>	2	0
<b>Bench</b>	9	13

	Period by Period Scoring		
	1st	2nd	TOT
<b>UGA</b>	44	32	76
<b>Vandy</b>	28	36	64



**Georgia at Vanderbilt**

02/21/24 Memorial Gymnasium, Nashville, Tenn.  
Vanderbilt vs. Georgia

**Game Time:** 7:30 PM  
**Game Duration:** 1:46  
**Attendance:** 5,821

**Officials:** Anthony Jordan, Tony Chiazza, Jeffrey Anderson

**Period 2**

**Quarter Starters:**

<b>Vandy</b>	0 Lawrence T	2 Lubin V	5 Manjon E	12 Taylor E	24 Roberts J
<b>UGA</b>	1 Abdur-Rahim J	3 Thomasson N	4 Demary Jr. S	23 DeLoach J	54 Tchewa R

Game Time	Vandy	Score	Diff	UGA
20:00	3 LEWIS P substitution out			
20:00	24 ROBERTS J substitution in			
20:00				11 HILL J substitution out
20:00				15 MELENDEZ R substitution out
20:00				4 DEMARY JR. S substitution in
20:00				23 DELOACH J substitution in
19:47	24 ROBERTS J 3pt FG , jump shot missed			
19:44				4 DEMARY JR. S defensive rebound (1)
19:23	0 LAWRENCE T foul drawn (1)			54 TCHEWA R foul offensive (1 - 1)
19:23				54 TCHEWA R turnover offensive (1)
19:08	0 LAWRENCE T 3pt FG from turnover, jump shot missed			
19:05				23 DELOACH J defensive rebound (1)
18:55				54 TCHEWA R turnover bad pass (2)
18:33	0 LAWRENCE T turnover bad pass (3)			3 THOMASSON N steal (2)
18:15				23 DELOACH J 2pt FG from turnover in the paint, turnaround jump shot missed
18:10	0 LAWRENCE T defensive rebound (1)			
18:02	2 LUBIN V 2pt FG in the paint, layup made (4)	<b>30-44</b>	<b>-14</b>	
18:02	2 LUBIN V foul drawn (1)			4 DEMARY JR. S foul shooting (2 - 2)
18:02	2 LUBIN V free throw 1 - 1 missed			
18:01				54 TCHEWA R defensive rebound (7)
17:42		<b>30-47</b>	<b>-17</b>	1 ABDUR-RAHIM J 3pt FG , jump shot made (9)
17:42				3 THOMASSON N assist (2)
17:19	2 LUBIN V 3pt FG , jump shot missed			
17:17				1 ABDUR-RAHIM J defensive rebound (6)
17:09	12 TAYLOR E foul personal (2 - 1)			4 DEMARY JR. S foul drawn (2)
16:55				4 DEMARY JR. S 3pt FG , jump shot missed
16:53	0 LAWRENCE T defensive rebound (2)			
16:37	12 TAYLOR E 3pt FG , jump shot made (6)	<b>33-47</b>	<b>-14</b>	
16:37	5 MANJON E assist (3)			
16:14		<b>33-49</b>	<b>-16</b>	23 DELOACH J 2pt FG in the paint, layup made (2)
16:14				54 TCHEWA R assist (3)
15:57	2 LUBIN V foul offensive (1 - 2)			3 THOMASSON N foul drawn (1)
15:57	2 LUBIN V turnover offensive (1)			
15:57	Timeout media			
15:57	24 ROBERTS J substitution out			
15:57	3 LEWIS P substitution in			
15:57				1 ABDUR-RAHIM J substitution out
15:57				3 THOMASSON N substitution out
15:57				11 HILL J substitution in
15:57				15 MELENDEZ R substitution in
15:44	12 TAYLOR E foul shooting (3 - 3)			23 DELOACH J foul drawn (2)
15:44		<b>33-50</b>	<b>-17</b>	23 DELOACH J free throw 1 - 2 made (3)



**Georgia at Vanderbilt**

02/21/24 Memorial Gymnasium, Nashville, Tenn.  
Vanderbilt vs. Georgia

**Game Time:** 7:30 PM  
**Game Duration:** 1:46  
**Attendance:** 5,821

**Officials:** Anthony Jordan, Tony Chiazza, Jeffrey Anderson

Game Time	Vandy	Score	Diff	UGA
15:44		<b>33-51</b>	<b>-18</b>	23 DELOACH J free throw 2 - 2 made (4)
15:23	0 LAWRENCE T foul drawn (2)			4 DEMARY JR. S foul personal (3 - 3)
15:23				4 DEMARY JR. S substitution out
15:23				0 CAIN B substitution in
15:19	2 LUBIN V foul drawn (2)			23 DELOACH J foul shooting (1 - 4)
15:19	2 LUBIN V free throw 1 - 2 made (5)	<b>34-51</b>	<b>-17</b>	
15:19				23 DELOACH J substitution out
15:19				13 JAMES D substitution in
15:19	2 LUBIN V free throw 2 - 2 made (6)	<b>35-51</b>	<b>-16</b>	
15:04	3 LEWIS P steal (1)			15 MELENDEZ R turnover bad pass (1)
14:53	0 LAWRENCE T 2pt FG from turnover in the paint, driving layup made (9)	<b>37-51</b>	<b>-14</b>	
14:46				15 MELENDEZ R turnover travel (2)
14:34	3 LEWIS P 3pt FG from turnover, jump shot made (13)	<b>40-51</b>	<b>-11</b>	
14:34	5 MANJON E assist (4)			
14:12		<b>40-53</b>	<b>-13</b>	15 MELENDEZ R 2pt FG in the paint, driving layup made (8)
13:54	3 LEWIS P 2pt FG in the paint, jump shot missed			
13:51				54 TCHEWA R defensive rebound (8)
13:43				15 MELENDEZ R 3pt FG , jump shot missed
13:40	2 LUBIN V defensive rebound (4)			
13:31	3 LEWIS P 3pt FG , jump shot missed			
13:29				13 JAMES D defensive rebound (4)
13:11		<b>40-55</b>	<b>-15</b>	13 JAMES D 2pt FG in the paint, hook shot made (2)
12:50	3 LEWIS P 3pt FG , jump shot missed			
12:47				54 TCHEWA R defensive rebound (9)
12:36		<b>40-57</b>	<b>-17</b>	11 HILL J 2pt FG outside the paint, pull up jump shot made (5)
12:36	5 MANJON E foul shooting (1 - 4)			11 HILL J foul drawn (1)
12:36				54 TCHEWA R substitution out
12:36				23 DELOACH J substitution in
12:36		<b>40-58</b>	<b>-18</b>	11 HILL J free throw 1 - 1 made (6)
12:23	12 TAYLOR E 3pt FG , jump shot missed			
12:20				11 HILL J defensive rebound (2)
12:15		<b>40-61</b>	<b>-21</b>	0 CAIN B 3pt FG fast break, jump shot made (3)
12:15				11 HILL J assist (4)
11:59	3 LEWIS P foul drawn (3)			0 CAIN B foul personal (1 - 5)
11:59	Timeout media			
11:59	0 LAWRENCE T substitution out			
11:59	2 LUBIN V substitution out			
11:59	10 WILLIAMS J substitution in			
11:59	24 ROBERTS J substitution in			
11:51	10 WILLIAMS J 3pt FG , jump shot missed			
11:49				23 DELOACH J defensive rebound (2)
11:20		<b>40-63</b>	<b>-23</b>	11 HILL J 2pt FG outside the paint, step back jump shot made (8)
10:54	5 MANJON E 3pt FG , jump shot made (6)	<b>43-63</b>	<b>-20</b>	
10:54	12 TAYLOR E assist (1)			
10:41		<b>43-65</b>	<b>-22</b>	23 DELOACH J 2pt FG in the paint, driving layup made (6)
10:25	12 TAYLOR E 3pt FG , jump shot made (9)	<b>46-65</b>	<b>-19</b>	
10:25	5 MANJON E assist (5)			
10:00				15 MELENDEZ R 3pt FG , jump shot missed





**Georgia at Vanderbilt**

02/21/24 Memorial Gymnasium, Nashville, Tenn.  
Vanderbilt vs. Georgia

**Game Time:** 7:30 PM  
**Game Duration:** 1:46  
**Attendance:** 5,821

**Officials:** Anthony Jordan, Tony Chiazza, Jeffrey Anderson

Game Time	Vandy	Score	Diff	UGA
09:58	5 MANJON E defensive rebound (3)			
09:42	12 TAYLOR E 3pt FG , jump shot missed			
09:40				13 JAMES D defensive rebound (5)
09:22		<b>46-67</b>	<b>-21</b>	0 CAIN B 2pt FG in the paint, layup made (5)
09:22				23 DELOACH J assist (1)
09:04	5 MANJON E 2pt FG in the paint, driving layup made (8)	<b>48-67</b>	<b>-19</b>	
08:45	10 WILLIAMS J foul personal (2 - 5)			15 MELENDEZ R foul drawn (2)
08:45	12 TAYLOR E substitution out			
08:45	0 LAWRENCE T substitution in			
08:45				0 CAIN B substitution out
08:45				11 HILL J substitution out
08:45				15 MELENDEZ R substitution out
08:45				23 DELOACH J substitution out
08:45				1 ABDUR-RAHIM J substitution in
08:45				3 THOMASSON N substitution in
08:45				4 DEMARY JR. S substitution in
08:45				54 TCHEWA R substitution in
08:29				3 THOMASSON N 3pt FG , step back jump shot missed
08:27				13 JAMES D offensive rebound (6)
08:27	5 MANJON E foul personal (2 - 6)			13 JAMES D foul drawn (2)
08:27	5 MANJON E substitution out			
08:27	2 LUBIN V substitution in			
08:11				1 ABDUR-RAHIM J 3pt FG second chance, jump shot missed
08:09	3 LEWIS P defensive rebound (2)			
08:01	10 WILLIAMS J 2pt FG outside the paint, pull up jump shot missed			
07:58				3 THOMASSON N defensive rebound (1)
07:52				3 THOMASSON N 2pt FG in the paint, driving layup missed
07:50	2 LUBIN V defensive rebound (5)			
07:44	3 LEWIS P 2pt FG fast break in the paint, pull up jump shot made (15)	<b>50-67</b>	<b>-17</b>	
07:34				Timeout 30 Sec
07:34				Timeout media
07:25		<b>50-69</b>	<b>-19</b>	4 DEMARY JR. S 2pt FG in the paint, driving layup made (8)
07:08	0 LAWRENCE T 2pt FG in the paint, driving layup made (11)	<b>52-69</b>	<b>-17</b>	
07:08	0 LAWRENCE T foul drawn (3)			54 TCHEWA R foul shooting (2 - 6)
07:08				Timeout media
07:08	0 LAWRENCE T free throw 1 - 1 made (12)	<b>53-69</b>	<b>-16</b>	
06:46	2 LUBIN V foul personal (2 - 7)			54 TCHEWA R foul drawn (1)
06:46	10 WILLIAMS J substitution out			
06:46	5 MANJON E substitution in			
06:46				13 JAMES D substitution out
06:46				15 MELENDEZ R substitution in
06:46				54 TCHEWA R 1&1 free throw 1 missed
06:45	0 LAWRENCE T defensive rebound (3)			
06:27	2 LUBIN V 2pt FG outside the paint, jump shot missed			
06:24				15 MELENDEZ R defensive rebound (5)
06:05	2 LUBIN V foul shooting (3 - 8)			1 ABDUR-RAHIM J foul drawn (2)
06:05		<b>53-70</b>	<b>-17</b>	1 ABDUR-RAHIM J free throw 1 - 2 made (10)
06:05	24 ROBERTS J substitution out			



**Georgia at Vanderbilt**

02/21/24 Memorial Gymnasium, Nashville, Tenn.  
Vanderbilt vs. Georgia

**Game Time:** 7:30 PM  
**Game Duration:** 1:46  
**Attendance:** 5,821

**Officials:** Anthony Jordan, Tony Chiazza, Jeffrey Anderson

Game Time	Vandy	Score	Diff	UGA
06:05	12 TAYLOR E substitution in			
06:05		<b>53-71</b>	<b>-18</b>	1 ABDUR-RAHIM J free throw 2 - 2 made (11)
05:44	0 LAWRENCE T 2pt FG in the paint, driving layup missed			
05:42				4 DEMARY JR. S defensive rebound (2)
05:35				15 MELENDEZ R 3pt FG , jump shot missed
05:33	0 LAWRENCE T defensive rebound (4)			
05:28	12 TAYLOR E 3pt FG , jump shot missed			
05:20	2 LUBIN V offensive rebound (6)			
05:20	2 LUBIN V 2pt FG second chance in the paint, layup made (8)	<b>55-71</b>	<b>-16</b>	
05:13				1 ABDUR-RAHIM J 3pt FG , jump shot missed
05:11	12 TAYLOR E defensive rebound (2)			
05:05	3 LEWIS P 3pt FG , jump shot missed			
04:58				1 ABDUR-RAHIM J defensive rebound (7)
04:43	2 LUBIN V foul shooting (4 - 9)			4 DEMARY JR. S foul drawn (3)
04:43		<b>55-72</b>	<b>-17</b>	4 DEMARY JR. S free throw 1 - 2 made (9)
04:43				15 MELENDEZ R substitution out
04:43				11 HILL J substitution in
04:43				4 DEMARY JR. S free throw 2 - 2 missed
04:42	0 LAWRENCE T defensive rebound (5)			
04:26	12 TAYLOR E 3pt FG , jump shot missed			
04:22				54 TCHEWA R defensive rebound (10)
03:57		<b>55-74</b>	<b>-19</b>	1 ABDUR-RAHIM J 2pt FG in the paint, driving layup made (13)
03:48	5 MANJON E foul drawn (1)			1 ABDUR-RAHIM J foul personal (1 - 7)
03:48	Timeout media			
03:48				4 DEMARY JR. S substitution out
03:48				54 TCHEWA R substitution out
03:48				0 CAIN B substitution in
03:48				23 DELOACH J substitution in
03:48	5 MANJON E 1&1 free throw 1 made (9)	<b>56-74</b>	<b>-18</b>	
03:48	5 MANJON E 1&1 free throw 2 made (10)	<b>57-74</b>	<b>-17</b>	
03:48				1 ABDUR-RAHIM J substitution out
03:48				4 DEMARY JR. S substitution in
03:20				3 THOMASSON N 3pt FG , jump shot missed
03:17	defensive rebound (22)			
02:50	5 MANJON E foul drawn (2)			3 THOMASSON N foul personal (2 - 8)
02:50	5 MANJON E 1&1 free throw 1 made (11)	<b>58-74</b>	<b>-16</b>	
02:50	5 MANJON E 1&1 free throw 2 made (12)	<b>59-74</b>	<b>-15</b>	
02:37				3 THOMASSON N 2pt FG in the paint, driving layup missed
02:32				23 DELOACH J offensive rebound (3)
02:32		<b>59-76</b>	<b>-17</b>	23 DELOACH J 2pt FG second chance in the paint, dunk, made (8)
02:18	3 LEWIS P 3pt FG , jump shot made (18)	<b>62-76</b>	<b>-14</b>	
02:18	5 MANJON E assist (6)			
01:47				11 HILL J 3pt FG , jump shot missed
01:45	0 LAWRENCE T defensive rebound (6)			
01:33	12 TAYLOR E 3pt FG , pull up jump shot missed			
01:31				23 DELOACH J defensive rebound (4)
01:08				0 CAIN B 2pt FG in the paint, driving layup missed
01:05	3 LEWIS P defensive rebound (3)			



Official Basketball Play by Play - Second Half

### Georgia at Vanderbilt

02/21/24 Memorial Gymnasium, Nashville, Tenn.

Vanderbilt vs. Georgia

Game Time: 7:30 PM

Game Duration: 1:46

Attendance: 5,821

Officials: Anthony Jordan, Tony Chiazza, Jeffrey Anderson

Game Time	Vandy	Score	Diff	UGA
00:59	2 LUBIN V turnover bad pass (2)			
00:33				4 DEMARY JR. S 2pt FG from turnover in the paint, driving layup missed
00:30	2 LUBIN V defensive rebound (7)			
00:23	0 LAWRENCE T 2pt FG in the paint, layup missed			
00:23	2 LUBIN V offensive rebound (8)			
00:23	2 LUBIN V 2pt FG second chance in the paint, layup made (10)	64-76	-12	
<b>END OF GAME</b>				
<b>Vandy 64-76 UGA</b>				



**Georgia at Vanderbilt**

02/21/24 Memorial Gymnasium, Nashville, Tenn.  
Vanderbilt vs. Georgia

**Game Time:** 7:30 PM  
**Game Duration:** 1:46  
**Attendance:** 5,821

**Officials:** Anthony Jordan, Tony Chiazza, Jeffrey Anderson

**Georgia - 32**

NO.	Name	Min	FG			Rebounds			Fouls		TP	AS	TO	ST	Blocks		+/-
			M-A	M-A	M-A	OR	DR	TOT	PF	FD					BS	BA	
23	Jalen DeLoach	F 12:20	3-4	0-0	2-2	1	3	4	1	1	8	1	0	0	0	0	-4
54	Russel Tchewa	C 12:21	0-0	0-0	0-1	0	4	4	2	1	0	1	2	0	0	0	1
1	Jabri Abdur-Rahim	G 09:00	2-4	1-3	2-2	0	2	2	1	1	7	0	0	0	0	0	-2
3	Noah Thomasson	G 12:48	0-4	0-2	0-0	0	1	1	1	1	0	1	0	1	0	0	-7
4	Silas Demary Jr.	G 13:22	1-3	0-1	1-2	0	2	2	2	2	3	0	0	0	0	0	-3
11	Justin Hill	11:55	2-3	0-1	1-1	0	1	1	0	1	5	1	0	0	0	0	-2
15	RJ Melendez	09:15	1-4	0-3	0-0	0	1	1	0	1	2	0	2	0	0	0	4
0	Blue Cain	10:26	2-3	1-1	0-0	0	0	0	1	0	5	0	0	0	0	0	-6
13	Dylan James	08:33	1-1	0-0	0-0	1	2	3	0	1	2	0	0	0	0	0	-1
Team						0	0	0			0		0				
<b>Totals</b>			12-26	2-11	6-8	2	16	18	8	9	32	4	4	1	0	0	-4

Shooting By Period		
2 <sup>nd</sup> FG%	12-26	46.2%
3PT%	2-11	18.2%
FT%	6-8	75%
GM FG%	12-26	46.2%
3PT%	2-11	18.2%
FT%	6-8	75.0%

Dead Ball Rebounds: 0, 0

Technical Fouls::NONE

**Vanderbilt - 36**

NO.	Name	Min	FG			Rebounds			Fouls		TP	AS	TO	ST	Blocks		+/-
			M-A	M-A	M-A	OR	DR	TOT	PF	FD					BS	BA	
2	Ven-Allen Lubin	F 16:28	3-5	0-1	2-3	2	3	5	4	2	8	0	2	0	0	0	2
0	Tyrin Lawrence	G 16:46	2-5	0-1	1-1	0	6	6	0	3	5	0	1	0	0	0	2
4	Isaiah West	G 00:00	0-0	0-0	0-0	0	0	0	0	0	0	0	0	0	0	0	0
5	Ezra Manjon	G 18:19	2-2	1-1	4-4	0	1	1	2	2	9	4	0	0	0	0	1
12	Evan Taylor	G 17:20	2-7	2-7	0-0	0	1	1	2	0	6	1	0	0	0	0	2
24	JaQualon "JQ" Roberts	09:57	0-1	0-1	0-0	0	0	0	0	0	0	0	0	0	0	0	4
3	Paul Lewis	15:57	3-7	2-5	0-0	0	2	2	0	1	8	0	0	1	0	0	4
10	Jordan Williams	05:13	0-2	0-1	0-0	0	0	0	1	0	0	0	0	0	0	0	5
Team						0	1	1			0		0				
<b>Totals</b>			12-29	5-17	7-8	2	14	16	9	8	36	5	3	1	0	0	4

Shooting By Period		
2 <sup>nd</sup> FG%	12-29	41.4%
3PT%	5-17	29.4%
FT%	7-8	87.5%
GM FG%	12-29	41.4%
3PT%	5-17	29.4%
FT%	7-8	87.5%

Dead Ball Rebounds: 0, 0

Technical Fouls::NONE

	UGA	Vandy
Biggest lead	23 (2 <sup>nd</sup> 11:20)	0 (1 <sup>st</sup> 20:00)
Best Scoring Run	12(2 <sup>nd</sup> 11:20)	7(2 <sup>nd</sup> 14:34)
Lead Changes	0	
Times Tied	0	
Time with Lead	19:47	00:00

Points from	UGA	Vandy
Turnovers	2	5
Paint	16	14
Second Chance	2	4
Fast Breaks	3	2
Bench	14	8

	Period by Period Scoring		
	1st	2nd	TOT
UGA	44	32	76
Vandy	28	36	64



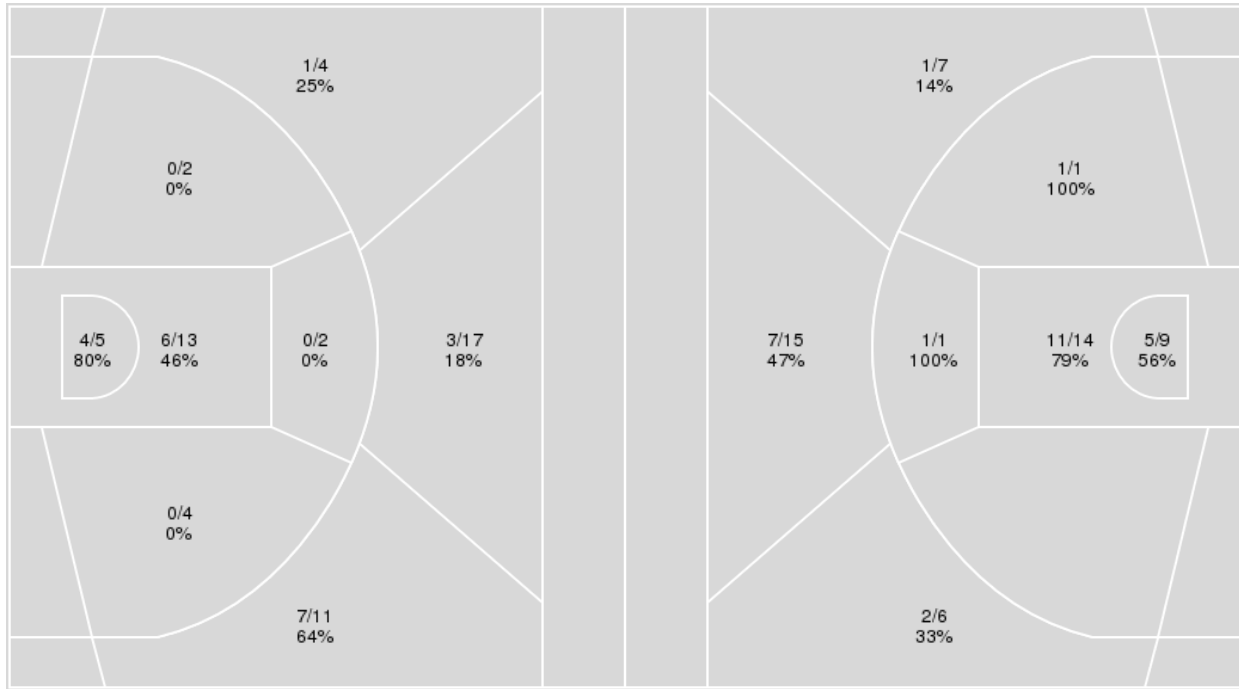
**Officials:** Anthony Jordan, Tony Chiazza, Jeffrey Anderson

{ Players => 0, 1, 2, 3, 4, 5, 10, 12, 13, 15, 21, 22, 23, 24, 25, 34, 35; }  
 FG Types => All; Results => All;

{ Players => 0, 1, 2, 3, 4, 5, 10, 11, 12, 13, 14, 15, 22, 23, 24, 54; } FG  
 Types => All; Results => All;

**Vanderbilt**

**Georgia**



Vanderbilt	M/A	%
Field Goals	21/58	36
2 Points	10/26	38
3 Points	11/32	34
Free Throws	11/13	85

Georgia	M/A	%
Field Goals	28/53	53
2 Points	18/25	72
3 Points	10/28	36
Free Throws	10/13	77



**Georgia at Vanderbilt**

02/21/24 Memorial Gymnasium, Nashville, Tenn.

Vanderbilt vs. Georgia

Game Time: 7:30 PM

Game Duration: 1:46

Attendance: 5,821

Officials: Anthony Jordan, Tony Chiazza, Jeffrey Anderson

**Georgia**

No	Name	Mins		Score		Points Diff		Points per Min		Assists		Rebounds		Steals		Turnovers	
		On	Off	On	Off	On	Off	On	Off	On	Off	On	Off	On	Off	On	Off
0	Blue Cain	18:14	21:46	36 - 33	40 - 31	3	9	1.97	1.84	6	7	15	24	0	3	4	6
1	Jabri Abdur-Rahim	21:10	18:50	40 - 36	36 - 28	4	8	1.89	1.91	7	6	22	17	3	0	6	4
3	Noah Thomasson	29:10	10:50	51 - 47	25 - 17	4	8	1.75	2.31	9	4	29	10	3	0	6	4
4	Silas Demary Jr.	24:48	15:12	43 - 42	33 - 22	1	11	1.73	2.17	8	5	20	19	3	0	6	4
11	Justin Hill	21:53	18:07	42 - 38	34 - 26	4	8	1.92	1.88	5	8	22	17	0	3	6	4
13	Dylan James	13:57	26:03	29 - 21	47 - 43	8	4	2.08	1.80	5	8	15	24	0	3	4	6
15	RJ Melendez	20:23	19:37	44 - 26	32 - 38	18	-6	2.16	1.63	6	7	24	15	0	3	4	6
23	Jalen DeLoach	20:45	19:15	34 - 30	42 - 34	4	8	1.64	2.18	9	4	18	21	3	0	6	4
54	Russel Tchewa	29:40	10:20	61 - 47	15 - 17	14	-2	2.06	1.45	10	3	30	9	3	0	8	2

**Vanderbilt**

No	Name	Mins		Score		Points Diff		Points per Min		Assists		Rebounds		Steals		Turnovers	
		On	Off	On	Off	On	Off	On	Off	On	Off	On	Off	On	Off	On	Off
0	Tyrin Lawrence	30:43	09:17	50 - 59	14 - 17	-9	-3	1.63	1.51	8	4	21	5	3	1	5	0
2	Ven-Allen Lubin	31:24	08:36	49 - 58	15 - 18	-9	-3	1.56	1.74	8	4	23	3	3	1	5	0
3	Paul Lewis	28:26	11:34	52 - 53	12 - 23	-1	-11	1.83	1.04	10	2	21	5	3	1	1	4
4	Isaiah West	06:32	33:28	7 - 13	57 - 63	-6	-6	1.07	1.70	1	11	3	23	1	3	2	3
5	Ezra Manjon	35:45	04:15	55 - 67	9 - 9	-12	0	1.54	2.12	11	1	22	4	4	0	5	0
10	Jordan Williams	12:15	27:45	19 - 24	45 - 52	-5	-7	1.55	1.62	4	8	7	19	1	3	0	5
12	Evan Taylor	30:52	09:08	43 - 58	21 - 18	-15	3	1.39	2.30	7	5	20	6	2	2	5	0
23	Jason Rivera-Torres	02:34	37:26	4 - 7	60 - 69	-3	-9	1.56	1.60	1	11	2	24	0	4	0	5
24	JaQualon "JQ" Roberts	16:25	23:35	34 - 29	30 - 47	5	-17	2.07	1.27	8	4	9	17	2	2	2	3
35	Carter Lang	05:04	34:56	7 - 12	57 - 64	-5	-7	1.38	1.63	2	10	2	24	1	3	0	5

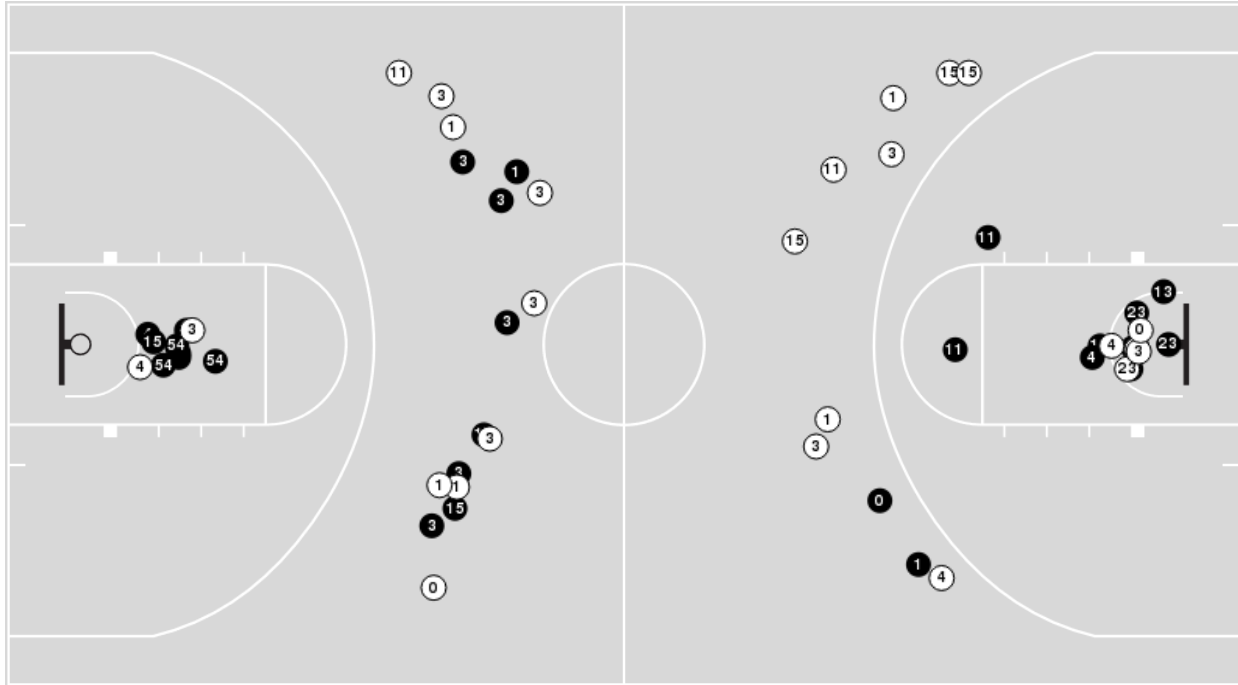


**Officials:** Anthony Jordan, Tony Chiazza, Jeffrey Anderson

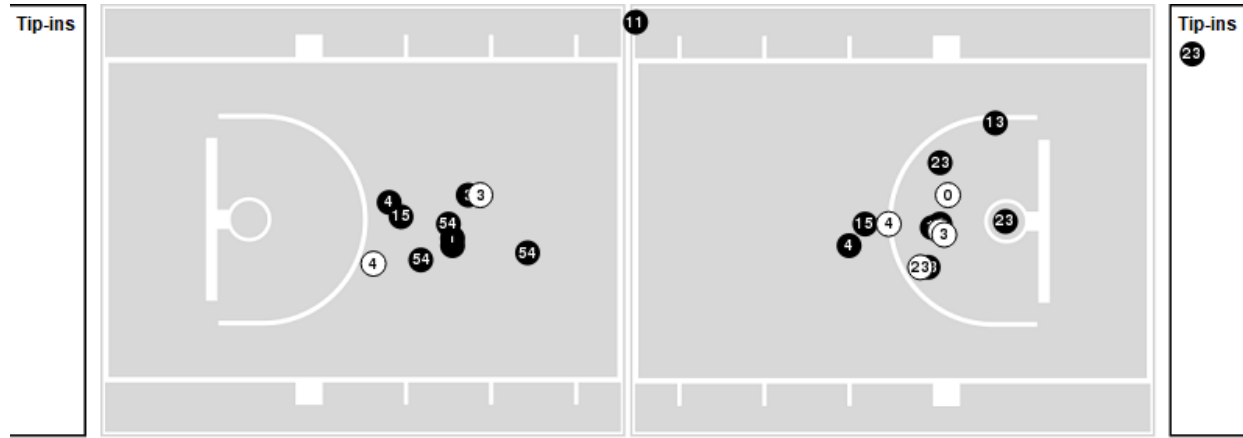
Players => 0, 1, 2, 3, 4, 5, 10, 11, 12, 13, 14, 15, 22, 23, 24, 54 FG Types=>All Results=>All

**Georgia**

**All Field Goals**



**Blow Up Chart**



● Made ○ Missed N - Player Number

Georgia	M/A	%
Field Goals	28/53	53
2 Points	18/25	72
3 Points	10/28	36
Free Throws	10/13	77

Georgia	M/A	%
Points in the Paint	32 (16 / 23)	70
Fast Break Points	5 (2/2)	100
Second Chance Points	11 (5/8)	62
Effective FG%	62	

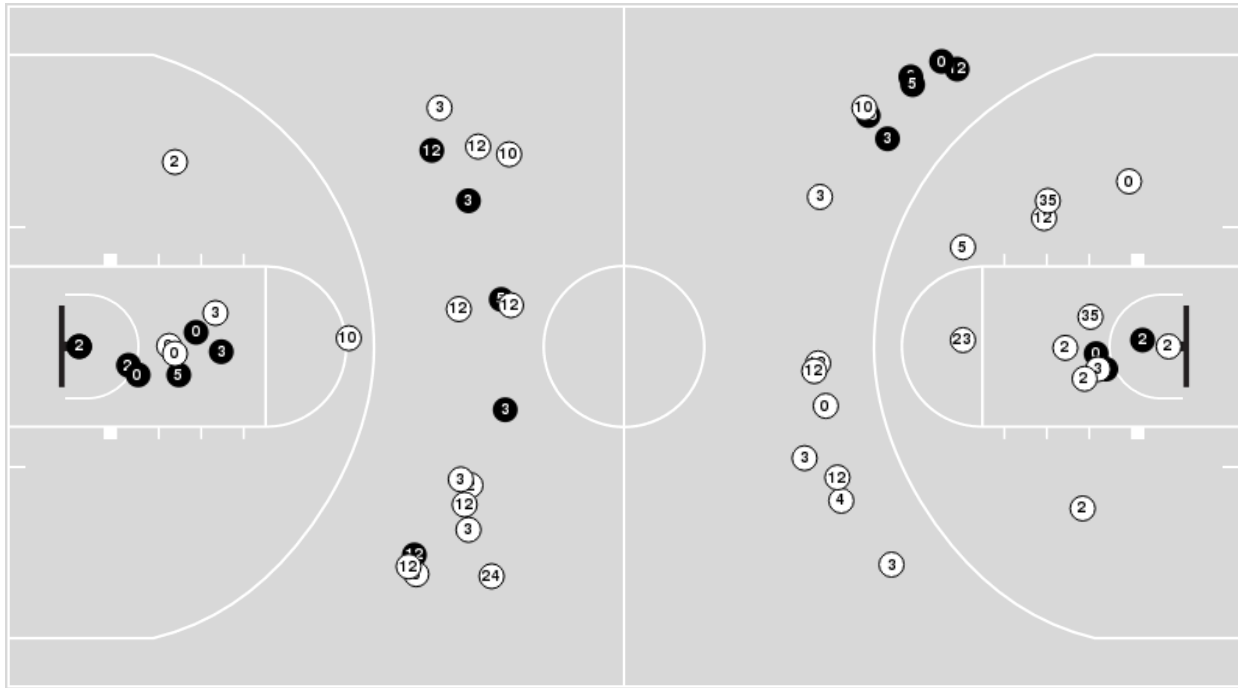


**Officials:** Anthony Jordan, Tony Chiazza, Jeffrey Anderson

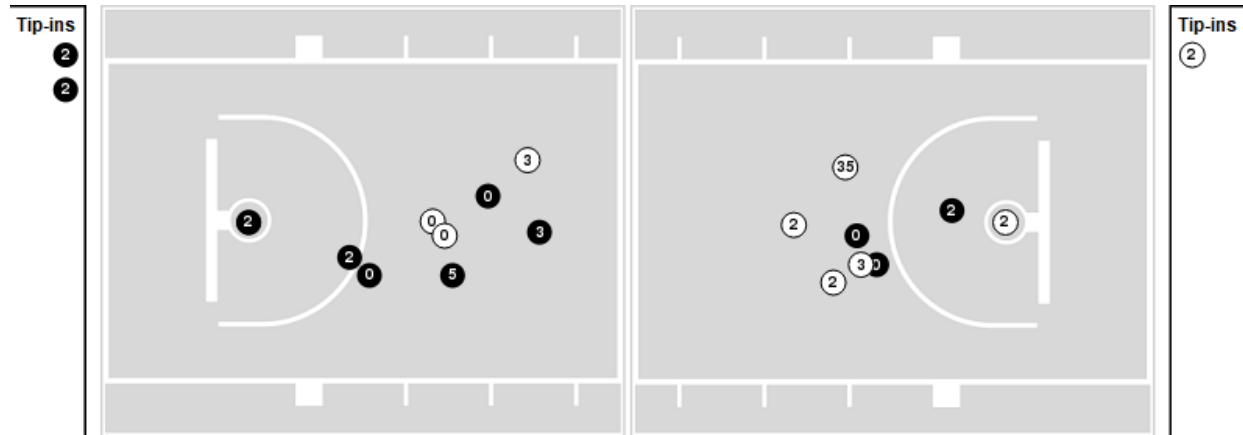
Players => 0, 1, 2, 3, 4, 5, 10, 12, 13, 15, 21, 22, 23, 24, 25, 34, 35 FG Types=>All Results=>All

**Vanderbilt**

**All Field Goals**



**Blow Up Chart**



● Made ○ Missed N - Player Number

Vanderbilt	M/A	%
Field Goals	21/58	36
2 Points	10/26	38
3 Points	11/32	34
Free Throws	11/13	85

Vanderbilt	M/A	%
Points in the Paint	20 (10 / 18)	56
Fast Break Points	2 (1/1)	100
Second Chance Points	7 (3/6)	50
Effective FG%	46	





**Georgia at Vanderbilt**

02/21/24 Memorial Gymnasium, Nashville, Tenn.  
Vanderbilt vs. Georgia

**Game Time:** 7:30 PM  
**Game Duration:** 1:46  
**Attendance:** 5,821

**Officials:** Anthony Jordan, Tony Chiazza, Jeffrey Anderson

**Georgia**

Lineup	Quarter On	Time On	Quarter Off	Time Off	Time on Court	Score	Score Diff	Reb	Stl	Tov	Ass	PPP
1- Abdur-Rahim J/ 3- Thomasson N/ 4- Demary Jr. S/ 23- DeLoach J/ 54- Tchewa R/	1	20:00	1	14:16	05:44	12-7	5	5	2	2	4	1.5000
1- Abdur-Rahim J/ 3- Thomasson N/ 11- Hill J/ 13- James D/ 54- Tchewa R/	1	14:16	1	14:16	00:00	1-0	1	0	0	0	0	1.1364
3- Thomasson N/ 11- Hill J/ 13- James D/ 15- Melendez R/ 54- Tchewa R/	1	14:16	1	12:30	01:46	3-0	3	3	0	0	1	3.0000
0- Cain B/ 11- Hill J/ 13- James D/ 15- Melendez R/ 54- Tchewa R/	1	12:30	1	11:41	00:49	3-2	1	0	0	0	1	2.0833
0- Cain B/ 11- Hill J/ 13- James D/ 15- Melendez R/ 23- DeLoach J/	1	11:41	1	09:00	02:41	3-0	3	4	0	2	1	0.7500
0- Cain B/ 4- Demary Jr. S/ 13- James D/ 15- Melendez R/ 23- DeLoach J/	1	09:00	1	09:00	00:00	0-0	0	0	0	0	0	0.0000
0- Cain B/ 4- Demary Jr. S/ 13- James D/ 15- Melendez R/ 54- Tchewa R/	1	09:00	1	08:52	00:08	1-0	1	0	0	0	0	2.2727
0- Cain B/ 3- Thomasson N/ 4- Demary Jr. S/ 15- Melendez R/ 54- Tchewa R/	1	08:52	1	06:26	02:26	6-4	2	2	0	0	1	1.3514
0- Cain B/ 1- Abdur-Rahim J/ 3- Thomasson N/ 4- Demary Jr. S/ 54- Tchewa R/	1	06:26	1	04:42	01:44	5-3	2	1	0	0	1	2.5000
1- Abdur-Rahim J/ 3- Thomasson N/ 4- Demary Jr. S/ 11- Hill J/ 54- Tchewa R/	1	04:42	1	03:18	01:24	3-9	-6	0	0	2	0	1.0000
1- Abdur-Rahim J/ 3- Thomasson N/ 11- Hill J/ 15- Melendez R/ 54- Tchewa R/	1	03:18	2	20:00	03:18	7-3	4	6	0	0	0	1.4000
1- Abdur-Rahim J/ 3- Thomasson N/ 4- Demary Jr. S/ 23- DeLoach J/ 54- Tchewa R/	2	20:00	2	15:57	04:03	5-5	0	4	1	2	2	0.8333
4- Demary Jr. S/ 11- Hill J/ 15- Melendez R/ 23- DeLoach J/ 54- Tchewa R/	2	15:57	2	15:23	00:34	2-0	2	0	0	0	0	2.2727
0- Cain B/ 11- Hill J/ 15- Melendez R/ 23- DeLoach J/ 54- Tchewa R/	2	15:23	2	15:19	00:04	0-1	-1	0	0	0	0	0.0000
0- Cain B/ 11- Hill J/ 13- James D/ 15- Melendez R/ 54- Tchewa R/	2	15:19	2	12:36	02:43	6-6	0	3	0	2	0	1.0000
0- Cain B/ 11- Hill J/ 13- James D/ 15- Melendez R/ 23- DeLoach J/	2	12:36	2	08:45	03:51	10-8	2	3	0	0	2	1.8382
1- Abdur-Rahim J/ 3- Thomasson N/ 4- Demary Jr. S/ 13- James D/ 54- Tchewa R/	2	08:45	2	06:46	01:59	2-5	-3	2	0	0	0	0.6667
1- Abdur-Rahim J/ 3- Thomasson N/ 4- Demary Jr. S/ 15- Melendez R/ 54- Tchewa R/	2	06:46	2	04:43	02:03	3-2	1	3	0	0	0	0.7979
1- Abdur-Rahim J/ 3- Thomasson N/ 4- Demary Jr. S/ 11- Hill J/ 54- Tchewa R/	2	04:43	2	03:48	00:55	2-0	2	1	0	0	0	1.3889
0- Cain B/ 1- Abdur-Rahim J/ 3- Thomasson N/ 11- Hill J/ 23- DeLoach J/	2	03:48	2	03:48	00:00	0-2	-2	0	0	0	0	0.0000
0- Cain B/ 3- Thomasson N/ 4- Demary Jr. S/ 11- Hill J/ 23- DeLoach J/	2	03:48	2	00:00	03:48	2-7	-5	2	0	0	0	0.4000



**Georgia at Vanderbilt**

02/21/24 Memorial Gymnasium, Nashville, Tenn.  
Vanderbilt vs. Georgia

**Game Time:** 7:30 PM  
**Game Duration:** 1:46  
**Attendance:** 5,821

**Officials:** Anthony Jordan, Tony Chiazza, Jeffrey Anderson

**Vanderbilt**

Lineup	Quarter On	Time On	Quarter Off	Time Off	Time on Court	Score	Score Diff	Reb	Stl	Tov	Ass	PPP
0- Lawrence T/ 2- Lubin V/ 4- West I/ 5- Manjon E/ 12- Taylor E/	1	20:00	1	13:28	06:32	7-13	-6	3	1	2	1	0.7778
0- Lawrence T/ 2- Lubin V/ 5- Manjon E/ 10- Williams J/ 12- Taylor E/	1	13:28	1	12:29	00:59	0-5	-5	0	0	0	0	0.0000
2- Lubin V/ 3- Lewis P/ 5- Manjon E/ 10- Williams J/ 12- Taylor E/	1	12:29	1	09:46	02:43	2-4	-2	2	0	0	1	0.6667
3- Lewis P/ 5- Manjon E/ 10- Williams J/ 24- Roberts J/ 35- Lang C/	1	09:46	1	09:00	00:46	0-0	0	0	1	0	0	0.0000
3- Lewis P/ 10- Williams J/ 23- Rivera-Torres J/ 24- Roberts J/ 35- Lang C/	1	09:00	1	06:26	02:34	4-7	-3	2	0	0	1	1.0309
0- Lawrence T/ 3- Lewis P/ 5- Manjon E/ 24- Roberts J/ 35- Lang C/	1	06:26	1	04:42	01:44	3-5	-2	0	0	0	1	1.5000
0- Lawrence T/ 2- Lubin V/ 3- Lewis P/ 5- Manjon E/ 24- Roberts J/	1	04:42	1	03:18	01:24	9-3	6	1	1	0	3	3.0000
0- Lawrence T/ 2- Lubin V/ 3- Lewis P/ 12- Taylor E/ 24- Roberts J/	1	03:18	1	03:18	00:00	0-0	0	0	0	0	0	0.0000
0- Lawrence T/ 2- Lubin V/ 3- Lewis P/ 5- Manjon E/ 12- Taylor E/	1	03:18	2	20:00	03:18	3-7	-4	2	0	0	0	0.5639
0- Lawrence T/ 2- Lubin V/ 5- Manjon E/ 12- Taylor E/ 24- Roberts J/	2	20:00	2	15:57	04:03	5-5	0	2	0	2	1	0.6720
0- Lawrence T/ 2- Lubin V/ 3- Lewis P/ 5- Manjon E/ 12- Taylor E/	2	15:57	2	11:59	03:58	7-12	-5	1	1	0	1	1.0174
3- Lewis P/ 5- Manjon E/ 10- Williams J/ 12- Taylor E/ 24- Roberts J/	2	11:59	2	08:45	03:14	8-6	2	1	0	0	2	1.6000
0- Lawrence T/ 3- Lewis P/ 5- Manjon E/ 10- Williams J/ 24- Roberts J/	2	08:45	2	08:27	00:18	0-0	0	0	0	0	0	0.0000
0- Lawrence T/ 2- Lubin V/ 3- Lewis P/ 10- Williams J/ 24- Roberts J/	2	08:27	2	06:46	01:41	5-2	3	2	0	0	0	1.4535
0- Lawrence T/ 2- Lubin V/ 3- Lewis P/ 5- Manjon E/ 24- Roberts J/	2	06:46	2	06:05	00:41	0-1	-1	1	0	0	0	0.0000
0- Lawrence T/ 2- Lubin V/ 3- Lewis P/ 5- Manjon E/ 12- Taylor E/	2	06:05	2	00:00	06:05	11-6	5	9	0	1	1	1.1270



**Georgia at Vanderbilt**

02/21/24 Memorial Gymnasium, Nashville, Tenn.

Vanderbilt vs. Georgia

Game Time: 7:30 PM

Game Duration: 1:46

Attendance: 5,821

Officials: Anthony Jordan, Tony Chiazza, Jeffrey Anderson

**Georgia**

Lineup	Time	Score	Score Diff	Pts/Min	Reb	Stl	Tov	Ass	PPP
1- Abdur-Rahim J/ 3- Thomasson N/ 4- Demary Jr. S/ 23- DeLoach J/ 54- Tchewa R/	09:47	17-12	5	1.7376	9	3	4	6	1.2143
0- Cain B/ 11- Hill J/ 13- James D/ 15- Melendez R/ 23- DeLoach J/	06:32	13-8	5	1.9898	7	0	2	3	1.3771
0- Cain B/ 3- Thomasson N/ 4- Demary Jr. S/ 11- Hill J/ 23- DeLoach J/	03:48	2-7	-5	0.5263	2	0	0	0	0.4000
0- Cain B/ 11- Hill J/ 13- James D/ 15- Melendez R/ 54- Tchewa R/	03:32	9-8	1	2.5472	3	0	2	1	1.2097
1- Abdur-Rahim J/ 3- Thomasson N/ 11- Hill J/ 15- Melendez R/ 54- Tchewa R/	03:18	7-3	4	2.1212	6	0	0	0	1.4000
0- Cain B/ 3- Thomasson N/ 4- Demary Jr. S/ 15- Melendez R/ 54- Tchewa R/	02:26	6-4	2	2.4658	2	0	0	1	1.3514
1- Abdur-Rahim J/ 3- Thomasson N/ 4- Demary Jr. S/ 11- Hill J/ 54- Tchewa R/	02:19	5-9	-4	2.1583	1	0	2	0	1.1261
1- Abdur-Rahim J/ 3- Thomasson N/ 4- Demary Jr. S/ 15- Melendez R/ 54- Tchewa R/	02:03	3-2	1	1.4634	3	0	0	0	0.7979
1- Abdur-Rahim J/ 3- Thomasson N/ 4- Demary Jr. S/ 13- James D/ 54- Tchewa R/	01:59	2-5	-3	1.0084	2	0	0	0	0.6667
3- Thomasson N/ 11- Hill J/ 13- James D/ 15- Melendez R/ 54- Tchewa R/	01:46	3-0	3	1.6981	3	0	0	1	3.0000
0- Cain B/ 1- Abdur-Rahim J/ 3- Thomasson N/ 4- Demary Jr. S/ 54- Tchewa R/	01:44	5-3	2	2.8846	1	0	0	1	2.5000
4- Demary Jr. S/ 11- Hill J/ 15- Melendez R/ 23- DeLoach J/ 54- Tchewa R/	00:34	2-0	2	3.5294	0	0	0	0	2.2727
0- Cain B/ 4- Demary Jr. S/ 13- James D/ 15- Melendez R/ 54- Tchewa R/	00:08	1-0	1	7.5000	0	0	0	0	2.2727
0- Cain B/ 11- Hill J/ 15- Melendez R/ 23- DeLoach J/ 54- Tchewa R/	00:04	0-1	-1	0.0000	0	0	0	0	0.0000
1- Abdur-Rahim J/ 3- Thomasson N/ 11- Hill J/ 13- James D/ 54- Tchewa R/	00:00	1-0	1	∞	0	0	0	0	1.1364
0- Cain B/ 4- Demary Jr. S/ 13- James D/ 15- Melendez R/ 23- DeLoach J/	00:00	0-0	0	NaN	0	0	0	0	0.0000
0- Cain B/ 1- Abdur-Rahim J/ 3- Thomasson N/ 11- Hill J/ 23- DeLoach J/	00:00	0-2	-2	NaN	0	0	0	0	0.0000



**Georgia at Vanderbilt**

02/21/24 Memorial Gymnasium, Nashville, Tenn.

Vanderbilt vs. Georgia

Game Time: 7:30 PM

Game Duration: 1:46

Attendance: 5,821

Officials: Anthony Jordan, Tony Chiazza, Jeffrey Anderson

**Vanderbilt**

Lineup	Time	Score	Score Diff	Pts/Min	Reb	Stl	Tov	Ass	PPP
0- Lawrence T/ 2- Lubin V/ 3- Lewis P/ 5- Manjon E/ 12- Taylor E/	13:21	21-25	-4	1.5730	12	1	1	2	0.9563
0- Lawrence T/ 2- Lubin V/ 4- West I/ 5- Manjon E/ 12- Taylor E/	06:32	7-13	-6	1.0714	3	1	2	1	0.7778
0- Lawrence T/ 2- Lubin V/ 5- Manjon E/ 12- Taylor E/ 24- Roberts J/	04:03	5-5	0	1.2346	2	0	2	1	0.6720
3- Lewis P/ 5- Manjon E/ 10- Williams J/ 12- Taylor E/ 24- Roberts J/	03:14	8-6	2	2.4742	1	0	0	2	1.6000
2- Lubin V/ 3- Lewis P/ 5- Manjon E/ 10- Williams J/ 12- Taylor E/	02:43	2-4	-2	0.7362	2	0	0	1	0.6667
3- Lewis P/ 10- Williams J/ 23- Rivera-Torres J/ 24- Roberts J/ 35- Lang C/	02:34	4-7	-3	1.5584	2	0	0	1	1.0309
0- Lawrence T/ 2- Lubin V/ 3- Lewis P/ 5- Manjon E/ 24- Roberts J/	02:05	9-4	5	4.3200	2	1	0	3	2.2500
0- Lawrence T/ 3- Lewis P/ 5- Manjon E/ 24- Roberts J/ 35- Lang C/	01:44	3-5	-2	1.7308	0	0	0	1	1.5000
0- Lawrence T/ 2- Lubin V/ 3- Lewis P/ 10- Williams J/ 24- Roberts J/	01:41	5-2	3	2.9703	2	0	0	0	1.4535
0- Lawrence T/ 2- Lubin V/ 5- Manjon E/ 10- Williams J/ 12- Taylor E/	00:59	0-5	-5	0.0000	0	0	0	0	0.0000
3- Lewis P/ 5- Manjon E/ 10- Williams J/ 24- Roberts J/ 35- Lang C/	00:46	0-0	0	0.0000	0	1	0	0	0.0000
0- Lawrence T/ 3- Lewis P/ 5- Manjon E/ 10- Williams J/ 24- Roberts J/	00:18	0-0	0	0.0000	0	0	0	0	0.0000
0- Lawrence T/ 2- Lubin V/ 3- Lewis P/ 12- Taylor E/ 24- Roberts J/	00:00	0-0	0	NaN	0	0	0	0	0.0000