



MIZZOU

2023-24 MEN'S BASKETBALL GAME NOTES

29 NCAA TOURNAMENT APPEARANCES • 23 CONFERENCE CHAMPIONSHIPS • 21 ALL-AMERICANS • 48 NBA DRAFT SELECTIONS

2023-24 SCHEDULE

November

Mon	6	ARKANSAS-PINE BLUFF	W, 101-79
Fri	10	RV/RV MEMPHIS	L, 55-70
Mon	13	SIU EDWARDSVILLE	W, 68-50
Thu	16	at Minnesota	W, 70-68
Sun	19	JACKSON STATE	L, 72-73
Wed	22	SOUTH CAROLINA STATE	W, 82-59
Sat	25	LOYOLA MARYLAND	W, 78-70
Tue	28	^ at Pittsburgh	W, 71-64

December

Sun	3	WICHITA STATE	W, 82-72
Sat	9	~ at #2/3 Kansas	L, 64-73
Sun	17	@ vs. Seton Hall	L, 87-93
Fri	22	% vs. #13/11 Illinois	L, 73-97
Sat	30	CENTRAL ARKANSAS	W, 92-59

January

Sat	6	* GEORGIA	L, 68-75
Tue	9	* at #6/6 Kentucky	L, 77-90
Sat	13	* RV/RV SOUTH CAROLINA (OT)	L, 69-71
Tue	16	* at RV/RV Alabama	L, 75-93
Sat	20	* --/RV FLORIDA	L, 67-79
Tue	23	* at Texas A&M	L, 57-63
Sat	27	* at South Carolina	L, 64-72
Wed	31	* ARKANSAS	L, 84-91

February

Sat	3	* at Vanderbilt (SECN)	2:30 p.m.
Wed	7	* TEXAS A&M (ESPN2)	8 p.m.
Sat	10	* MISSISSIPPI STATE (SECN)	7:30 p.m.
Sat	17	* at Ole Miss (SECN)	7:30 p.m.
Tue	20	* TENNESSEE (SECN)	6 p.m.
Sat	24	* at Arkansas (ESPN/2)	11 a.m.
Wed	28	* at Florida (SECN)	5:30 p.m.

March

Sat	2	* OLE MISS (SECN)	7:30 p.m.
Tue	5	* AUBURN (SECN)	8 p.m.
Sat	9	* at LSU (SECN)	7:30 p.m.
13-17 ! SEC Tournament			TBA

* - Southeastern Conference Game
% - SEC Tournament (Nashville, Tenn.)
^ - ACC/SEC Challenge
~ - Hy-Vee Hoops Border Showdown
@ - Kansas City, Kan.
% - McBride Homes Braggin' Rights (St. Louis, Mo.)



MISSOURI TIGERS

8-13, 0-8 SEC

Head Coach: Dennis Gates
Career Record: 83-63
Record vs. Vanderbilt: 1-0

AP Rank: n/a
Coaches: n/a



VANDERBILT

5-15, 0-7 SEC

Head Coach: Jerry Stackhouse
Career Record: 66-84
Record vs. Mizzou: 1-2

AP Rank: n/a
Coaches: n/a

MISSOURI AT VANDERBILT

Nashville, Tenn. • Memorial Gymnasium
Saturday, Feb. 3 • 2:30 p.m.

TELEVISION

Station SEC Network
Play-by-Play Mike Morgan
Analyst Mark Wise

RADIO

Station Tiger Radio Network
Satellite XM: 391 / SXM App: 981
Play-by-Play Mike Kelly
Analyst Chris Gervino

SERIES HISTORY

Overall Missouri, 9-7
at Vanderbilt Vanderbilt, 6-2
Under Dennis Gates Missouri, 1-0
Last Meeting Mizzou 85, Vandy 82 (1/7/23)
Last 10 Games Missouri, 6-4

MEDIA INFORMATION

Basketball SID Jason Veniskey
Office (573) 882-7826
Cell (585) 615-5316
E-mail jveniskey@mizzouri.edu

The Missouri Strategic Communications staff is available to assist home and visiting media. Contact Jason Veniskey for credentials, releases, statistics or general basketball info and for assistance arranging interviews with players and/or coaches.

The Missouri men's basketball goes back on the road for another SEC contest, squaring off at Vanderbilt on Saturday afternoon. Tipoff in Nashville is set for 2:30 p.m. on SEC Network.

KEY MIZZOU NUMBERS

3

MU has lost the turnover battle in the last three games after doing so only five times in the first 53 games under Gates.

6

Sean East II is aiming to be the sixth player in school history to average 15.0 points and 4.0 assists per game.

13

The home team has won 13-of-15 games between MU and Vanderbilt.

19.8

Tamar Bates is averaging 19.8 points over the last 11 contests – 12.7 points more than the season's first 10 games.






31

Tamar Bates has made his last 31 free-throw attempts – eight shy of the school record.

34.2

Tamar Bates and Sean East II combine to score 34.2 points in SEC play – the second-highest scoring duo since the Tigers joined the conference.

MISSOURI'S LAST GAME STARTERS

 10 HONOR Gr • G 10.2 PPG 1.9 APG 37.5 FG% 40.7 3P%	 55 EAST II Gr • G 16.0 PPG 4.1 APG 52.3 FG% 46.4 3P%	 2 BATES Jr • G 13.8 PPG 2.2 RPG 54.7 FG% 45.1 3P%	 35 CARTER Gr • F 11.6 PPG 5.1 RPG 0.9 SPG 40.7 FG%	 0 BUTLER Fr • F 2.0 PPG 2.1 RPG 0.9 BPG 40.0 FG%
---	---	---	---	---

2023-24 MISSOURI TIGERS ROSTER

#	Name	Yr	Pos	Ht	Wt	Hometown/Last School
0	Jordan Butler	Fr.	F	7-0	230	Greenville, S.C. / Christ Church Episcopal
1	Kaleb Brown	Jr.	G	6-7	245	Huntsville, Ala. / Lee HS
2	Tamar Bates	Jr.	G	6-5	195	Kansas City, Kan. / Indiana
4	Curt Lewis	Jr.	G	6-5	215	Louisville, Ky. / John A. Logan
5	John Tonje	Gr.	G	6-6	215	North Omaha, Neb. / Colorado State
10	Nick Honor	Gr.	G	5-10	200	Orlando, Fla. / Clemson
11	Trent Pierce	Fr.	F	6-10	210	Tulsa, Okla. / AZ Compass Prep
12	Jackson Francois	So.	G	6-5	160	Las Vegas, Nev. / Bishop Gorman
13	Jesus Carralero Martin	Sr.	F	6-7	225	Málaga, Spain / Campbell
14	Anthony Robinson II	Fr.	G	6-2	175	Tallahassee, Fla. / Florida State Univ. HS
15	Danny Stephens	Fr.	G	6-6	210	Bowen, Ill. / Southeastern HS
23	Aidan Shaw	So.	F	6-8	205	Overland Park, Kan. / Blue Valley HS
31	Caleb Grill	Gr.	G	6-3	215	Wichita, Kan. / Iowa State
33	JV Brown	Fr.	G	6-5	195	Los Angeles, Calif. / Rolling Hills Prep
35	Noah Carter	Gr.	F	6-6	235	Dubuque, Iowa / Northern Iowa
45	Mabor Majak	Sr.	C	7-2	245	Juba, South Sudan / Cleveland State
55	Sean East II	Gr.	G	6-3	180	Louisville, Ky. / John A. Logan
75	Connor Vanover	Gr.	C	7-5	230	Little Rock, Ark. / Oral Roberts

MISSOURI COACHING & SUPPORT STAFF

**Dennis Gates**

Whitten Family Head Coach
California '01

Overall Record: 83-63 (Fifth year)
Record at Mizzou: 33-23 (Second year)

Associate Head Coach: Charlton "C.Y." Young (2nd Year)

Assistant Coach: David "Dickey" Nutt (2nd Year)

Assistant Coach: Kyle Smithpeters (2nd Year)

Assistant Coach: Ryan Sharbaugh (2nd Year)

Assistant Coach: Matt Cline (2nd Year)

Director of Athletic Performance: Sean Conaty (2nd Year)

Chief of Staff/Dir. of Basketball Ops: Chase Goldstein (2nd Year)

Special Assistant to the Head Coach: Matt Lottich (1st Year)

Coordinator of Scouting & Analytics: Dalon King (2nd Year)

Athletic Trainer: Chris Perrin (3rd Year)

PHOTO ROSTER



0 Jordan Butler
Fr • F • 7-0 • 230
Greenville, S.C.



1 Kaleb Brown
Jr • G • 6-7 • 245
Huntsville, Ala.



2 Tamar Bates
Jr • G • 6-5 • 195
Kansas City, Kan.



4 Curt Lewis
Jr • G • 6-5 • 215
Louisville, Ky.



5 John Tonje
Gr • G • 6-6 • 215
North Omaha, Neb.



10 Nick Honor
Gr • G • 5-10 • 200
Orlando, Fla.



11 Trent Pierce
Fr • F • 6-10 • 210
Tulsa, Okla.



12 Jackson Francois
So • G • 6-5 • 160
Las Vegas, Nev.



13 Jesus Carralero Martin
Sr • F • 6-7 • 225
Málaga, Spain



14 Anthony Robinson II
Fr • G • 6-2 • 175
Tallahassee, Fla.




15 Danny Stephens
Fr • G • 6-6 • 210
Bowen, Ill.



23 Aidan Shaw
So • F • 6-8 • 205
Overland Park, Kan.



31 Caleb Grill
Gr • G • 6-3 • 215
Wichita, Kan.



33 JV Brown
Fr • G • 6-5 • 195
Los Angeles, Calif.



35 Noah Carter
Gr • F • 6-6 • 235
Dubuque, Iowa



45 Mabor Majak
Sr • C • 7-2 • 245
Juba, South Sudan



55 Sean East II
Gr • G • 6-3 • 180
Louisville, Ky.



75 Connor Vanover
Gr • C • 7-5 • 230
Little Rock, Ark.

PRONUNCIATION GUIDE

Name	Pronunciation
Jesus Carralero Martin	HAY-zeus care-ah-LEAR-oh mar-TEEN
Jackson Francois	FRAN-swa
Mabor Majak	ma-BORE MA-jock
John Tonje	TAHN-jay

BY THE NUMBERS

Mizzou	Stats	Vanderbilt
74.1	<<< Scoring	66.3
44.8	<<< FG Pct	39.1
33.1	<<< 3FG Pct	28.3
77.7	<<< FT Pct	70.9
32.0	Rebounds >>>	35.3
13.2	<<< Assists	9.5
11.3	Turnovers >>>	10.9
74.3	Scoring Def. >>>	72.6
43.7	<<< FG% Def.	44.1
34.0	<<< 3FG% Def.	37.3
5.1	<<< Blocks	3.0
8.2	<<< Steals	6.4

SERIES FACTS & FIGURES

All-Time Series Missouri, 9-7
at Missouri Missouri, 7-0
at Vanderbilt Vanderbilt, 6-2
Neutral Site Vanderbilt, 1-0
SEC Tournament n/a

Current Streak Missouri, 1
Last 10 Games Missouri, 6-4

Missouri Superlatives
Most Points 85, Two Times
Fewest Points Allowed 52, Two Times
Largest Win 22, 1/26/13

Vanderbilt Superlatives
Most Points 89, 12/2/09
Fewest Points Allowed 53, 2/21/15
Largest Win 23, 2/21/15

SERIES RESULTS

Date	H	W	Score	A	L	Score	
12/8/58	H	W	78-72	A	L	53-76	
12/23/61	A	L	65-77	2/10/16	A	L	71-86
11/29/86	N	L	54-69	2/11/17	H	W	72-52
12/2/09	A	L	83-89	2/27/18	A	W	74-66
12/8/10	H	W	85-82	2/2/19	H	W	77-67
1/26/13	H	W	81-59	2/26/20	A	W	61-52
1/16/14	A	L	75-78	2/8/22	A	L	62-70
2/19/14	H	W	67-64	1/7/23	H	W	85-82

TIGERS VS COMMODORES

No.	Player	GP	Pts	Reb	Asst	Other
0	Jordan Butler	0	--	--	--	--
1	Kaleb Brown	1	7.0	3.0	3.0	66.7 3P%
2	Tamar Bates	0	--	--	--	--
4	Curt Lewis	0	--	--	--	--
5	John Tonje	0	--	--	--	--
10	Nick Honor	1	3.0	1.0	3.0	1.0 STL
11	Trent Pierce	0	--	--	--	--
12	Jackson Francois	0	--	--	--	--
13	Jesus Carralero Martin	0	--	--	--	--
14	Anthony Robinson II	0	--	--	--	--
15	Danny Stephens	0	--	--	--	--
23	Aidan Shaw	0	4.0	0.0	0.0	2-2 FG
31	Caleb Grill	0	--	--	--	--
33	JV Brown	0	--	--	--	--
35	Noah Carter	1	16.0	5.0	1.0	50.0 FG%
45	Mabor Majak	0	--	--	--	--
55	Sean East II	1	5.0	3.0	7.0	75.0 FT%
75	Connor Vanover	2	2.5	1.5	0.5	66.7 FG%

ABOUT THE TIGERS

- Missouri is 8-13 during the 2023-24 season with a 0-8 record in SEC action.
- The Tigers dropped their most recent game to Arkansas, 91-84, despite a 29-point effort from **Tamar Bates**.
- Sean East II** and Bates lead the team in scoring with 16.0 and 13.8 points, respectively.
- East also leads the Tigers with 4.1 assists.
- Noah Carter** (11.6) and **Nick Honor** (10.2) also score in double figures, while Carter leads active Mizzou players with 5.1 rebounds.
- Mizzou is averaging 74.1 points per game, while allowing 74.3 defensively.

ABOUT THE COMMODORES

- Vanderbilt is 5-15 during the 2023-24 campaign with a 0-7 record in SEC play.
- The Commodores are coming off an 81-54 loss to nationally-ranked Auburn on Wednesday.
- Ezra Manjon leads Vanderbilt with 14.6 points and 3.3 assists per game.
- Tyrin Lawrence (14.2) and Ven-Allen Lubin (10.1) also score in double figures.
- The Commodores average 66.3 points per game with a scoring defense of 72.6.

SERIES HISTORY

- In a series that dates back to 1958, Mizzou owns a 9-7 advantage against the Commodores.
- The home school has won 13-of-15 meetings between the two conference foes.
- Missouri has had the better of the Commodores as of late, winning five of the last six contests.
- Last season, four Tigers scored in double figures as MU earned an 85-82 home win in January.

TOP PASSER AND SCORER

- Graduate guard **Sean East II** can beat you in a number of ways.
- East currently leads the Tigers with 16.0 points and 4.1 assists per game.
- The point guard is aiming to be just the sixth player in MU history to average 15.0 points and 4.0 assists in a single season.

15.0 PPG & 4.0 APG	Year	PPG	APG
Scott Sims	1976-77	15.9	4.9
Larry Drew	1978-79	15.2	4.3
Anthony Peeler	1989-90	16.8	5.8
Anthony Peeler	1990-91	19.4	5.0
Melvin Booker	1993-94	18.1	4.5
Steffon Hannah	2006-07	15.4	4.6
Sean East II	2023-24	16.0	4.1

- East is one of just three players in the SEC to rank in the top 10 in both points and assists, placing eighth in points and fifth in assists.

BATES CATCHES FIRE

- Junior **Tamar Bates** has increased his output the second half of the season.

- Bates has scored in double digits in each of the last 11 games – he had never gone more than two-straight with 10-plus points prior to the run.
- Over the 11-game stretch, Bates is tallying 19.8 points per game – an increase of nearly 13 points from the season's first 10 contests.

Tamar Bates	First 10 Gms	Last 11 Gms
Points Per Game	7.1	19.8
Field Goal Pct.	46.2	58.0
3-Point Pct.	42.9	46.7
Free-Throw Pct.	87.5	97.8
Shots Per Game	5.2	12.5

- Bates was fifth on MU in scoring when his run started and is now second at 13.8 points.

50/40/90

- Shooting efficiency is the key to success for junior **Tamar Bates** in 2023-24.
- Bates owns career-best marks with a 54.7 field goal percentage, 45.1 3-point percentage and 95.1 free-throw percentage.
- In fact, Bates and Nebraska's C.J. Wilcher are the only two players in the country shooting 50 percent from the field, 40 percent from three and 90 percent from the free-throw line.
- Bates is also on target to become the first Tiger in school history to join the 50-40-90 club.

1-2 PUNCH

- Overall, guards **Tamar Bates** and **Sean East II** are a strong 1-2 punch for the Tigers this season.
- The duo has combined to score 34.2 points per game in SEC play – the second-highest total by a pair of Tigers since joining the conference and the highest since 2013-14.

Top Mizzou Duos in SEC Play			
1. 2013-14	Jabari Brown (20.7)	Jordan Clarkson (17.2)	37.9
2. 2023-24	Tamar Bates (20.1)	Sean East II (14.1)	34.2
3. 2017-18	Kassius Robertson (17.5)	Jordan Barnett (13.6)	31.1

SEC RANKS

- Tamar Bates** and **Sean East II** also rank among the leaders in SEC games.
- The junior is fourth in conference games only with 20.1 points, fourth with a field goal clip of 56.0 and first with a free-throw mark of 97.0.
- East is also a leader in conference games, placing second in assists (5.0) and fourth in free-throw percentage (92.9).

A TURN IN TURNOVERS

- One stat MU could always rely on was winning the turnover battle but that tide has turned recently.
- In the first 53 games under Coach Gates, Mizzou committed fewer turnovers than its foe in 47-of-53 games (more five times and tying once).
- However, Mizzou has committed more turnovers in the last three games, being outscored 61-32 in points off turnovers (average of 20.3-10.7).
- In the first 18 games of the season, the Tigers allowed 12.0 points off turnovers.

QUICK FACTS

BASIC INFORMATION

Location	Columbia, Mo.
Founded	1839
Enrollment	30,667
Nickname	Tigers
Colors	Black & Gold
Mascot	Truman the Tiger
Conference	Southeastern Conference
Chancellor	Mun Choi
Director of Athletics	Desiree Reed-Francois
Faculty Athletic Rep	Pamela Bruzina
Official Website	MUTigers.com

HOME ARENA

Arena	Mizzou Arena
Court	Norm Stewart Court
Capacity	15,061
Opened	2004

TEAM INFORMATION

2022-23 Final Record	25-10 (.714)
SEC Record/Finish	11-7 / t-4th
SEC Tournament	1-1
Postseason	NCAA Second Round
Lettermen Returning/Lost	7/8
Starters Returning/Lost	2/3
Newcomers	11
Social Media	@MizzouHoops

MIZZOU HISTORY

First Season	1906-07
All-Time Record *	1,691 - 1,234 (.578)
All-Time SEC Record *	65 - 130 (.333)
Conference Regular-Season Titles	15
	1918, 1920, 1921, 1922, 1930, 1939, 1940, 1976, 1980, 1981, 1982, 1983, 1987, 1990, 1994
Conference Tournament Titles	Eight
	1978, 1982, 1987, 1989, 1991, 1993, 2009, 2012
NCAA Tournaments *	29
	1944, 1976, 1978, 1980, 1981, 1982, 1983, 1986, 1987, 1988, 1989, 1990, 1992, 1993, 1994*, 1995, 1999, 2000, 2001, 2002, 2003, 2009, 2010, 2011, 2012, 2013, 2018, 2021, 2023

* - record reflects 23 vacated wins from the 2013-14 season (nine SEC victories) and three vacated tournament wins from 1993-94 season

CHARITY STRIPE DIFFERENTIAL

- One area that has hurt the Tigers this season is at the free-throw line.
- Mizzou ranks last in the SEC in both free throws per game (16.67) and free throws allowed (22.62).
- In fact, MU places 300th nationally (of 362 teams) in free throws and 316th in free throws allowed.
- Overall, the Tigers are 353rd nationally and last among Power 6 schools with 5.95 fewer free throws per game than its opponent.
- Eight times this year, Mizzou has allowed 10 more shots from the charity stripe than it took.

STRONG DEFENSIVE SHOWING

- On Jan. 23 at Texas A&M, MU put together one of its top defensive games since joining the SEC.
- For just the sixth time in SEC regular-season play, the Tigers held a team to under 30 percent shooting as the 28.8 percent clip is the fifth-best mark in its SEC history.

FG Pct. Defense (SEC)	Date	FGM-FGA	Pct.
1. at Mississippi State	2/13/13	11-46	23.9
2. at Georgia	3/6/19	13-51	25.5
3. at Texas A&M	1/19/19	13-50	26.0
4. at Arkansas	1/2/21	19-71	26.8
5. at Texas A&M	1/23/24	15-52	28.8
6. vs. Alabama	1/18/14	14-48	29.2

- The 63 points allowed by Mizzou are its fewest in an SEC game this season and tied for the fewest in 26 conference games under Coach Gates.

THREE POINTS OF DIFFERENCE

- The deep looks have not gone in for the Tigers as of late, leading to their 0-8 conference start.
- In the last 10 games, Mizzou has made just 29.0 percent of its 3-point shots – a decrease of more than seven percent from the first 11 games.

3-Point Shooting	First 11 Gms	Last 10 Gms
Mizzou Record	7-4	1-9
3-Point Pct.	36.2	29.0
3-Pointers Per Game	9.6	6.2

- Mizzou is 6-4 when making at least 33.3 percent of its triples this year (2-9 with less). MU has hit that mark just three times in its past 12 games (did so in seven of the first eight contests).

TOP 3-POINT THREATS

- While MU has struggled as a team from the 3-point line, the Tigers still feature two of the nation's top shooters in **Tamar Bates** and **Sean East II**.
- Of all players in the country with at least two 3-point attempts per game, East is 32nd at 46.4 percent and Bates is 50th at 45.1 percent.
- The Tigers are one of only five teams in the nation with two players in the top 50, joining Columbia, McNeese State, Stanford and Virginia.

THE SHOOTING TOUCH

- The key behind the strong campaign from **Sean East II** is his shooting touch.

- East has made 52.3 percent of his attempts this year, including 46.4 percent from beyond the 3-point arc (26-56).
- Last season, East connected on 22.1 percent of his 3-point attempts and it took to his 11th game to surpass his total of 15 made triples from 35 games last season.
- East is 87th in the nation and fourth in the SEC with his 52.3 field goal percentage.

DOUBLE-DIGIT OPTIONS

- With **Tamar Bates'** hot stretch of late, MU now features four players averaging at least 10 points.
- Joining Bates (13.8 ppg) is **Sean East II** (16.0), **Noah Cater** (11.6) and **Nick Honor** (10.2).
- Mizzou has not finished a season with four players averaging in double figures since five did so during the 2012-13 campaign.
- Overall, 10 different Tigers have scored at least 10 points in a game this season – tied for the most by MU since the 2017-18 team had 11.

MOST IMPROVED AWARD

- Sean East II** has put his name in the conversation as one of the nation's most improved players.
- East leads the Tigers with 16.0 points per game – ranking eighth in the SEC and 176th nationally.
- The guard has increased his scoring by 8.7 points per game – the highest mark in the SEC.

Highest Scoring Increase (SEC)		22-23	23-24	Inc.
1. Sean East II	Missouri	7.3	16.0	+8.7
2. Tamar Bates	Missouri	6.1	13.8	+7.7
3. Mark Sears	Alabama	12.5	20.1	+7.6
Tramon Mark	Arkansas	10.1	17.7	+7.6

- East has nearly doubled his total of 8.4 points from his first three seasons combined.

FREE-THROW SUCCESS

- When the Tigers get to the free-throw line, they are largely able to take advantage.
- Mizzou ranks 15th nationally by making 77.7 percent of its attempts from the charity stripe.
- Additionally, the team's clip ranks as the second-best mark in school history.

Mizzou Free-Throw Percentage Record			
1. 2019-20	78.0	3. 2011-12	76.6
2. 2023-24	77.7	4. 2022-23	75.8

BATES NO. 3 IN FREE THROWS

- Junior **Tamar Bates** has led the charge from the charity stripe.
- Bates currently ranks first in the SEC and third in the nation by making 95.1 percent from the free-throw line (58-61).
- Additionally, Bates' mark is the top in school history, ahead of the current school record of 90.5, held by Brian Grawer (1999-00).

Mizzou Free-Throw Record		FTM-FTA	Pct.
1. Tamar Bates	2023-24	58- 61	95.1
2. Brian Grawer	1999-00	67- 74	90.5
3. Dru Smith	2019-20	123-138	89.9

SPECIALTY STATS

Opp.	Off TO	Paint	2nd Ch	Fast Br	Bench
UAPB	17	44	6	18	32
Memphis	6	20	3	7	17
SIUE	8	24	6	8	17
Minnesota	15	36	5	18	26
Jackson St	17	32	12	16	35
S Carolina St	17	36	18	6	29
Loyola	28	26	15	13	21
Pittsburgh	9	30	11	5	21
Wichita St	20	24	8	7	32
Kansas	9	28	0	5	11
Seton Hall	16	30	7	17	26
Illinois	12	40	11	4	21
Central Ark	32	46	23	13	30
Georgia	14	36	15	6	3
Kentucky	4	24	6	15	10
S Carolina	15	36	15	3	14
Alabama	13	26	7	6	17
Florida	10	18	2	4	7
Texas A&M	5	20	7	8	13
S Carolina	12	40	4	18	15
Arkansas	15	30	17	16	28
TOTAL	294	646	198	213	425
Avg	14.0	30.8	9.4	10.1	20.2

LARGEST LEADS & DEFICITS

Victory 33, vs. Central Arkansas, 12/30

Defeat 24, vs. Illinois, 12/22

Lead 36, vs. Central Arkansas, 12/30

Lead Blown 14, vs. Memphis, 11/10

Lead in Loss 14, vs. Memphis, 11/10

Halftime Lead 17, vs. Ark-Pine Bluff, 11/6

Halftime Lead Blown 7, vs. Memphis, 11/10

Halftime Lead in Loss 7, vs. Memphis, 11/10

Deficit 30, vs. Illinois, 12/22

Deficit Overcome 20, at Minnesota, 11/16

Deficit in Win 20, at Minnesota, 11/16

Halftime Deficit 25, vs. Illinois, 12/22

Halftime Deficit Overcome 10, at S Carolina, 1/27

Halftime Deficit in Win 6, at Minnesota, 11/16

ACTIVE CAREER LEADERS

Games Played Nick Honor 145

Games Started Nick Honor 123

Minutes Nick Honor 4,245

Points Noah Carter 1,447

3-Pointers Nick Honor 248

Rebounds Noah Carter 563

Assists Sean East II 416

Blocks Connor Vanover 221

Steals Nick Honor 159

Field Goal Pct. Aidan Shaw 60.7

3-Point Pct. Tamar Bates 37.2

FT Pct. Tamar Bates 92.0

FREE-THROW STREAK

- It's always been a near automatic when **Tamar Bates** heads to the free-throw line and it's never been more true than now.
- Bates has made his last 31 attempts from the charity stripe, dating back to Jan. 6.
- His run is just eight shy of the school record – Jason Sutherland currently holds the MU mark of 39, set in 1995-96.

INJURY UPDATE

- The Tigers have dealt with a number of injuries throughout the 2023-24 campaign.
- Two student-athletes are out for the remainder of the season – **Kaleb Brown** (stress reaction) and **John Tonje** (foot).
- In addition, **Caleb Grill** has missed the last 12 games with a wrist injury. The Tigers were 7-2 with him in the lineup but just 1-11 since he suffered the setback.
- Expected to be two of MU's top players this year, Grill and Tonje alone combined to score 1,821 points prior to this season with 316 made triples.

RECORD-SETTING PERFORMANCE

- On Jan. 20, **Tamar Bates** had one of the best performances by a Tiger in an SEC game.
- Bates set two MU records in SEC play with his 36 points and 13 made field goals versus Florida.

MU's SEC Records	Opponent	Pts	Date
1. Tamar Bates	vs. Florida	36	1/20/24
2. Jabari Brown	vs. Kentucky	33	2/1/14

MU's SEC Records	Opponent	FGM	Date
1. Tamar Bates	vs. Florida	13	1/20/24
2. Laurence Bowers	vs. LSU	10	3/2/13
Amari Davis	at Ole Miss	10	1/18/22

- Overall, Bates' 36 points are the most by a Tiger in a regulation game since Arthur Johnson tallied 37 versus Kansas in 2004.
- Bates is also the first Tiger to score more than half of the team's points in a game since Derrick Chievous had 33 in a 64-63 setback at Cal in 1986.

BLOCK PARTY

- The Tigers are one of the nation's top teams in rejections this season.
- MU ranks 20th nationally with 5.1 blocks per game.
- It is one of the team's biggest improvements from last year as Mizzou averaged just 2.7 in 2022-23.
- On Nov. 22, the Tigers set a new school record with 12 blocks against South Carolina State, topping the previous school standard of 11 that was set three times and most recently in 2015.
- Aidan Shaw** has led Mizzou and ranks 127th nationally (sixth in the SEC) with 1.33 per game.

STAT FILLER

- Senior **Jesus Carralero Martin** is capable of doing it all with the Tigers.

- On Jan. 16, Carralero Martin scored in double figures for the first time at Mizzou with 10 points at Alabama.
- Additionally, Carralero Martin has also posted highs of seven boards, six assists, four steals and three blocks this season – the only Tiger to reach all of those marks.

YOUR HONOR

- Graduate **Nick Honor** has led the Tigers from beyond the arc throughout the season.
- Honor leads Mizzou with 44 made 3-pointers, making 40.7 percent from 3-point range – ranking 10th in the SEC with 2.19 per game.
- Overall, Honor is fourth on the team with 10.2 points per game.

STRONG FIRST IMPRESSION

- Anthony Robinson II** continues to make a strong first impression as a rookie.
- Robinson leads MU with 30 steals and adds 4.3 points, 1.9 boards and 23 total assists.
- He is aiming to be the first freshman to lead MU in steals since Terrence Phillips in 2015-16.
- The rookie also scored in double figures in back-to-back games on Nov. 22 and Nov. 25 – the first MU rookie to do so since Kobe Brown in 2019-20.

LEADING FROM THE START

- The signs were there from the beginning that **Sean East II** would have a strong season.
- East led MU in scoring in each of the first three games – the first Tiger to do so since 2013-14 – and capped his early-season run with the game-winner with 9.9 seconds left at Minnesota.
- Overall, East has led Mizzou in scoring 11 times this year – he did so twice in 35 games in his first year at Mizzou.

EARLY-SEASON GAINS

- The Tigers put together some resume bullet points early in the season.
- Missouri is the only SEC school with two road victories over power-conference schools after wins at Minnesota and Pittsburgh.
- In fact, it marks the first time since 2003-04 that Missouri has two road wins in non-conference play and first time since 1991-92 with two over power-conference foes.

NEW FACES

- One challenge the Tigers face in the 2023-24 season is introducing a number of new faces.
- The Tigers welcomed 11 newcomers to the roster this season.
- The nine newcomers that have played so far are currently combining to average 32.7 points, 15.2 rebounds, 5.4 assists, 4.7 steals and 2.8 blocks.

Statistic Rankings			
Team	Stat	SEC	NCAA
Scoring Offense			
Field Goal Pct.	74.1	11th	185th
Effective Field Goal Pct.	51.6	6th	153rd
3-Point FG Per Game	8.0	6th	126th
3-Point Pct.	33.1	9th	215th
Free Throw Pct.	77.7	2nd	15th
Offensive Rebounds	9.4	13th	264th
Assists	13.2	8th	142nd
Turnovers Per Game	11.3	8th	107th
Fastbreak Points	10.1	10th	168th
Bench Points	20.2	10th	177th
Scoring Defense			
Field Goal Pct. Def.	43.7	13th	189th
3-Point Pct. Def.	34.0	11th	225th
Defensive Rebounds	22.7	14th	325th
Blocks	5.1	5th	20th
Steals	8.2	3rd	52th
Turnovers Forced	13.6	3rd	76th
Individual			
Points Per Game			
Sean East II	16.0	8th	176th
Field Goal Percentage			
Sean East II	52.3	4th	87th
3-Point Field Goals Per Game			
Nick Honor	2.19	10th	186th
Free Throw Percentage			
Tamar Bates	95.1	1st	3rd
Assists Per Game			
Sean East II	4.1	5th	134th
Blocks Per Game			
Aidan Shaw	1.33	6th	127th
Steals Per Game			
Anthony Robinson II	1.58	10th	170th

as of Feb. 1

SEC Standings									
School	SEC			Overall			Home	Away	Neutral
	W	L	Pct.	W	L	Pct.			
Alabama	7	1	.875	15	6	.714	10-1	3-2	2-3
South Carolina	6	2	.750	18	3	.857	11-1	4-2	3-0
Auburn	6	2	.750	17	4	.810	11-0	2-3	4-1
Tennessee	5	2	.714	15	5	.750	10-1	3-2	2-2
Ole Miss	5	3	.625	18	3	.857	13-0	3-3	2-0
Kentucky	5	3	.625	15	5	.750	10-2	3-2	2-1
Florida	5	3	.625	15	6	.714	9-1	2-3	4-2
Georgia	4	4	.500	14	7	.667	11-2	3-2	0-3
Texas A&M	3	4	.429	12	8	.600	7-3	3-3	2-2
LSU	3	4	.429	11	9	.550	8-3	1-4	2-2
Mississippi State	3	5	.375	14	7	.667	8-2	0-5	6-0
Arkansas	2	6	.250	11	10	.524	9-4	1-3	1-3
Vanderbilt	0	7	.000	5	15	.250	5-7	0-5	0-3
Missouri	0	8	.000	8	13	.381	6-6	2-5	0-2

TIGERS SIGN NATION'S NO. 4 CLASS

- Mizzou made a splash on Nov. 8 by signing the nation's fourth-ranked freshman class.
- MU officially welcomed **Marcus Allen, T.O. Barrett, Annor Boateng, Trent Burns** and **Peyton Marshall** to the program – all top-100 commits.
- The No. 4 class matches the highest in school history, tying the mark of No. 4 in 2017.

BATES SHINES IN MIZZOU DEBUT

- Tamar Bates** made a strong first impression.
- A transfer from Indiana, Bates scored 18 points in his first game with the Tigers, including a run of 10-straight for MU which turned a nine-point lead to a 17-point halftime advantage.
- Bates' 18 points are the most by a Tiger in his Mizzou debut since Mark Smith tallied 19 to open the 2018-19 campaign.
- Overall, Bates is averaging 13.8 points per game.

EXPERIENCED ROSTER

- A veteran roster will take on the challenges of the 2023-24 campaign for Mizzou.
- The average age of the Tigers' roster this season is 21.2 years old.
- MU ranks 16th nationally with 2.96 average years of experience with seven players in their fifth year.
- Overall, the Tigers boast 1,246 games of Division I experience with 571 games started.

1,000-POINT CLUB

- Four Tigers have reached the 1,000-point club for their career with **Sean East II** joining the club on Jan. 6 versus Georgia.

Mizzou Active Scoring Leaders			
1. Noah Carter	1,447	4. John Tonje	1,072
2. Nick Honor	1,432	5. Connor Vanover	958
3. Sean East II	1,095	6. Caleb Grill	846

- The Tigers are currently 1-of-17 schools to feature four 1,000-point active scorers.

MIZZOU RALLIES FOR VICTORY

- MU tallied its first power-conference win of the year at Minnesota thanks to a late second-half rally.
- Trailing by 20 points with just over 11 minutes remaining, Mizzou finished the game on a 31-9 run for a 70-68 win – capped by a **Sean East II** and-one with 9.9 seconds remaining.

at Minnesota	First 29 Mins	Last 11 Mins
Score	39-59	31-9
Mizzou FG%	39.5	55.0
Minnesota FG%	45.7	25.0
Mizzou Turnovers	8	0
Minnesota Turnovers	10	6

- It ties Missouri's largest rally since joining the SEC – also coming from 20 down to defeat Georgia in 2020 – and largest by Mizzou in at least 25 years.

2022-23 NOTABLES

- MU made the debut season under **Dennis Gates** a memorable one.
- Tied for fourth, MU matched its best SEC finish since joining the conference in 2012-13.
- Mizzou then advanced to the SEC Semifinals for the first time in program history, defeating No. 17/19 Tennessee in the quarterfinals.
- The Tigers capped the season with their first NCAA Tournament victory in 13 years with a 76-65 first-round win over Utah State.
- Overall, MU's 25 wins were its most in 11 seasons.

BEST SINCE...

- Overall, the Tigers posted some of their best numbers in years one season ago.
- In six different statistical categories, Mizzou posted its best numbers in over 10 years.

	2022-23	Best Since	
Scoring Offense	78.9	2011-12	80.4
Field Goal Pct.	47.2	2011-12	50.4
2-Point Pct.	55.8	2011-12	57.0
Assists Per Game	16.0	2011-12	16.2
Turnovers Per Game	11.1	2011-12	10.2
Steals Per Game	10.2	2009-10	10.9

MIZZOU RECORD WHEN...			
	2023-24	Gates Era	Streak
Overall	8-13	33-23	L8
Home	6-6	22-9	L4
Road	2-5	7-10	L5
Neutral	0-2	4-4	L3
SEC Games	0-8	11-15	L8
Home	0-4	7-6	L4
Road	0-4	4-9	L4
Non-Conference	8-6	22-9	L1
Home	6-3	15-4	L1
Road	2-1	3-1	L1
Neutral	0-2	4-4	L3
vs. Ranked Teams	0-3	6-7	L4
vs. Unranked Teams	8-9	27-15	L6
November	6-2	14-2	W3
December	2-3	6-4	W1
January	0-8	4-12	L8
February	--	5-3	W2
March	--	4-2	L1
Monday	2-0	3-0	W4
Tuesday	1-3	6-4	L3
Wednesday	1-1	6-3	L1
Thursday	1-0	3-0	W3
Friday	0-2	2-2	L2
Saturday	2-5	9-12	L4
Sunday	1-2	4-2	L1
Leading at Halftime	6-3	23-4	L1
Trailing at Halftime	2-10	8-18	L10
Tied at Halftime	--	2-1	L1
Leading w/ 5:00 Left	7-2	27-2	L1
Trailing/Tied w/ 5:00 Left	1-11	6-21	L10
Overtime	0-1	2-1	L1
Decided by 1-5 points	1-2	9-2	L2
Decided by 6-10 points	3-5	9-8	L5
Decided by 11+ points	4-5	15-12	L3
Scoring 100+ Points	1-0	3-0	W47
Scoring 90-99	1-0	5-0	W21
Scoring 80-89	2-2	15-2	L2
Scoring 70-79	3-4	7-4	L3
Scoring 60-69	1-5	3-13	L5
Scoring 59 or less	0-2	0-4	L15
Opponent scores 100+	--	--	L7
Opp. Scores 90-99	0-5	1-6	L6
Opp. Scores 80-89	--	6-3	L1
Opp. Scores 70-79	3-7	12-11	L5
Opp. Scores 60-69	2-1	9-3	L1
Opp. Scores 59 or less	3-0	5-0	W5
Missouri FG% ≥ 50.0	3-0	18-0	W21
Opp. FG% ≥ 50.0	0-4	4-6	L4
Missouri FG% < 40.0	0-3	0-9	L19
Opp. FG% < 40.0	4-1	9-2	L1
MU Outshoots Opp.	8-4	27-4	L3
Opp. Outshoots MU	0-9	6-19	L14
Attempts More FTs	3-1	14-2	W3
Attempts Fewer FTs	5-11	18-20	L10
FTs Even	0-1	1-1	L1
Outrebounds Opp.	5-2	7-2	L1
Outrebounded	3-11	24-21	L10
Rebounds Equal	--	2-0	W2
Commits Fewer Turnovers	8-8	32-15	L5
Commits More Turnovers	0-5	0-8	L9
Turnovers Even	--	1-0	W1
Commits Fewer Fouls	4-2	16-3	L1
Commits More Fouls	4-10	17-17	L7
Fouls Even	0-1	0-3	L3

TOP 3-POINT WEAPON

- It's no surprise **Nick Honor** is off to a strong start beyond the arc as he is one of the top returning shooters in the country.
- Honor made 39.9 percent of his 3-point attempts last season and is the top returning shooter in the SEC (minimum 40 makes).

Returning SEC Leaders	3PM	3PA	3P%
1. Nick Honor (MIZ)	55	138	39.86
2. Will Richard (FLA)	51	128	39.84
3. Antonio Reeves (UK)	80	201	39.80

- Overall, Honor ranks 46th nationally among active players with 248 career made 3-pointers.

NEWCOMER RANKS

- The Tigers welcome 11 highly-ranked newcomers to campus this season.
- Mizzou added a top-10 transfer class to its roster, placing No. 3 by On3 and No. 6 by EvanMiya.
- MU also welcomes a top-30 freshman class with its Class of 2023 ranked No. 23 by Rivals and No. 27 by 247Sports.

NO. 1 JUNIOR COLLEGE PLAYERS

- Mizzou is making it a habit to bring the No. 1 junior college player to campus.
- For the second-straight year, the NJCAA Player of the Year has joined the Tigers with **Curt Lewis** earning the honor in 2023 after **Sean East II** did so in 2022.
- Lewis led John A. Logan to its first national title last season, averaging 14.3 points and shooting 48.3 percent from 3-point range.

GATES BY THE NUMBERS

- Dennis Gates** enjoyed a great debut season with the Tigers in 2022-23 with his 25 wins – the second-most by a first-year MU coach.

Wins in MU Debut Season	Season	Wins
1. Frank Haith	2011-12	30
2. Dennis Gates	2022-23	25
3. Cuonzo Martin	2017-18	20

- In fact, his 25 wins are also the fifth-most by a first-year SEC coach in conference history.

SEC First-Year Coach (All-Time)	Season	Wins
1. Tubby Smith, Kentucky	1997-98	35
John Calipari, Kentucky	2009-10	35
3. Eddie Sutton, Kentucky	1985-86	32
4. Trent Johnson, LSU	2008-09	27
5. Dennis Gates, Missouri	2022-23	25

BUILDING A STAFF

- Dennis Gates** has built a staff that includes multiple years of head-coaching experience.
- Three assistants have enjoyed time leading a college program: **Charlton "C.Y." Young** (Georgia Southern, 2009-13), **David "Dickey" Nutt** (Arkansas State, 1995-08; Southeast Missouri, 2009-15) and **Kyle Smithpeters** (John A. Logan CC, 2012-22).

- Additionally, special assistant to the head coach **Matt Lottich** joins the roster after spending the last seven years leading Valparaiso.

CAN'T TEACH HEIGHT

- The Tigers feature a lot of height in 2023-24.
- With **Connor Vanover** (7-5), **Mabor Majak** (7-2) and **Jordan Butler** (7-0), Mizzou is one of just five schools in the nation to feature three seven-footers on its roster – joining Arizona (4), Duke (3), Oregon State (3) and Santa Clara (3).
- Additionally, Vanover is the tallest player in school history and tied with Ole Miss' Jamarion Sharp for the tallest in the NCAA this season.
- Last year, Vanover had more blocks individually (110) than Mizzou did as a team (95).

INTERNATIONAL DUTY

- Graduate guard **John Tonje** spent his summer helping the Cameroon National Team advance in the Olympic Qualifying Tournament.
- In the final of the Pre-Qualifying Tournament in Nigeria, Tonje and Cameroon defeated Senegal, 80-74, to advance to final rounds of qualifying.
- Four of the 24 teams remaining in qualifying will advance to Paris 2024 with the tournament set for July 2024.

WHERE ARE THEY NOW?

- A number of 2022-23 Tigers have continued their basketball career at the professional level.
- Kobe Brown** was a first-round draft pick of the Clippers, while **D'Moi Hodge** signed as a rookie free agent with the Lakers and is now playing for Rip City in the G-League.
- In addition, **Isiah Mosley** was selected eighth overall in the G-League Draft and is playing for the Wisconsin Herd.
- DeAndre Gholston** is also playing in Hungary.

TIGERS IN THE NBA

- Overall, 12 former Tigers are currently in the NBA.
- In addition to **Kobe Brown** and **D'Moi Hodge**, Mizzou is represented by **Jordan Clarkson** (Jazz), **Jontay Porter** (Raptors), **Michael Porter Jr.** (Nuggets) and **Dru Smith** (Heat).
- In the front office, former Tigers include **Josh Kroenke** (Nuggets President), **Quin Snyder** (Hawks head coach), **DeMarre Carroll** (Lakers assistant), **Larry Drew** (Clippers assistant), **Phil Pressey** (Celtics assistant) and **Jarrett Sutton** (Pelicans scout).

TIGER RADIO NETWORK		
City	Call Letters	Station
Ava	KKOZ	92.1 FM
Ava	KKOZ	1430 AM
Bethany	KAAN	95.5 FM
Cameron	KMRN	99.3 FM
Cameron	KMRN	1360 AM
Cape Girardeau	KGIR	93.5 FM
Cape Girardeau	KGIR	1220 AM
Caruthersville	KCRV	105.1 FM
Columbia	KCMQ	96.7 FM
Columbia	KTGR	105.1 FM
Columbia	KTGR	1580 AM
Farmington	KREI	800 AM
Festus	KJFF	1400 AM
Hannibal	KHMO	1070 AM
Houston	KBTC	105.7 FM
Houston	KBTC	1250 AM
Joplin	WMBH	101.3 FM
Joplin	WMBH	1560 AM
Kansas City	KMBZ	980 AM
Kennett	KMIS	1050 AM
Kirksville	KTUF	93.7 FM
Marceline	KDWD	99.1 FM
Marshall	KMMO	102.9 FM
Marshall	KMMO	1300 AM
Mexico	KXEO	1340 AM
Moberly	KWIX	1230 AM
Monett	KRMO	990 AM
Monroe City	KWBZ	107.5 FM
Nevada	KNEM	1240 AM
Nevada	KNMO	97.5 FM
Poplar Bluff	KLID	1340 AM
Rolla	KDAA	103.1 FM
Salem	KSMO	1340 AM
Sedalia	KSIS	1050 AM
Springfield	KBFL	96.9 FM
Springfield	KBFL	1060 AM
St. Louis	KTRS	550 AM
Sullivan	KTUI	102.1 FM
Trenton	KTTN	92.3 FM
Troy	KYRO	1280 AM
Versailles	KTKS	95.1 FM
West Plains	KSPQ	93.9 FM

OH CAPTAIN! MY CAPTAIN!

- Four Tigers are set to serve as team captains during the 2023-24 campaign.
- Nick Honor** will serve as a team captain for the second-straight season, while **Noah Carter**, **Sean East II** and **Mabor Majak** are first-year leaders.

MU SLATED NINTH IN SEC POLL

- Missouri was slated to finish ninth in the SEC this season, as voted on by the league's media.
- Tennessee was picked first in the preseason rankings, followed by Texas A&M, Arkansas, Kentucky and Alabama in the top five.
- Last season, the Tigers were slated to finish 11th before their eventual fourth-place finish.

EIGHT CORE VALUES

- One goal of Coach Gates in building a program is to instill eight core values in the student-athletes that they carry into the classroom, on the court and into the community.
- The eight core values are: friendship, love, accountability, trust, discipline, unselfishness, enthusiasm and toughness.

TOP OF THE CLASS

- The Tigers have excelled in the classroom under Dennis Gates.
- Mizzou posted a 3.36 grade point average during the fall semester – the second-highest recorded GPA during program history.
- Last year, eight Tigers were selected to the NABC Honors Court – the second-most nationally.

ATTENDANCE BUMP

- The Mizzou fan base liked what they saw last year and showed up in 2022-23.
- The Tigers ranked fourth in the SEC with an average attendance of 11,571 in 19 games – a 62.6 percent increase that ranked first in the nation among power-conference schools.
- Overall, MU has seen an increase of 2,000 season tickets this season and is averaging 11,080 fans through nine games – ranking 31st nationally.

RENOVATED MIZZOU ARENA

- Mizzou Arena has a new look to it this season.
- New features inside the arena that opened in 2004 include new black seats to replace the original gold seating, a new scoreboard that is 50 percent bigger than previous one (four displays of 16.5' wide and 24.5' tall) and an updated lighting system that will enhance fan experience.

VOICE OF THE TIGERS

- The Voice of the Tigers, **Mike Kelly** is in his 33rd season calling games for the Missouri men's

- basketball team.
- Kelly has called 1,025 games, celebrating his milestone 1,000th game last year versus LSU (March 1, 2023).
- Kelly has also served as the school's football play-by-play announcer since 1994.

AP POLL

1. UConn (48)	18-2	1559
2. Purdue (14)	19-2	1517
3. North Carolina	17-3	1441
4. Houston (1)	18-2	1396
5. Tennessee	15-4	1328
6. Wisconsin	16-4	1135
7. Duke	15-4	1066
8. Kansas	16-4	1051
9. Marquette	15-5	1025
10. Kentucky	15-4	1018
11. Arizona	15-5	915
12. Iowa State	16-4	869
13. Creighton	16-5	741
14. Illinois	15-5	717
15. Texas Tech	16-3	713
16. Auburn	16-4	631
17. Utah State	18-2	596
18. Baylor	14-5	404
19. New Mexico	18-3	387
20. Florida Atlantic	17-4	321
21. Dayton	16-3	294
22. BYU	15-5	283
23. Oklahoma	15-5	247
24. Alabama	14-6	240
25. TCU	15-5	215

RV: South Carolina (108), San Diego State (95), Memphis (48), Northwestern (32), Ole Miss (30), Texas (10), Colorado State (10), Saint Mary's (9), Indiana State (5), Boise State (5), Gonzaga (4), Richmond (4), Virginia (3), McNeese State (2), Appalachian State (1).

USA TODAY COACHES POLL

1. UConn (23)	18-2	766
2. Purdue (8)	19-2	746
3. North Carolina	17-3	710
4. Houston	18-2	680
5. Tennessee	15-4	658
6. Wisconsin	16-4	593
7. Duke	15-4	512
8. Kentucky	15-4	510
9. Kansas	16-4	503
10. Marquette	15-5	454
11. Iowa State	16-4	408
12. Arizona	15-5	405
13. Creighton	16-5	367
14. Illinois	15-5	359
15. Texas Tech	16-3	340
16. Auburn	16-4	331
17. Utah State	18-2	258
18. Baylor	14-5	188
19. Dayton	16-3	166
20. New Mexico	18-3	162
21. BYU	15-5	159
22. Alabama	14-6	147
23. Florida Atlantic	17-4	122
24. Oklahoma	15-5	106
25. TCU	15-5	99

RV: San Diego State (67), Ole Miss (57), South Carolina (46), Gonzaga (38), Memphis (26), Northwestern (23), Colorado State (14), Indiana State (13), Texas (11), Grand Canyon (9), Saint Mary's (5), McNeese State (4), Appalachian State (4), Virginia (4), Seton Hall (2), Cornell (2), Princeton (1).

MIZZOU WEEK-BY-WEEK

	PRE	N13	N20	N27	D04	D11	D18	D25	J01	J08	J15	J22	J29	F05	F12	F19	F26	M04	M11	FINAL
AP Poll	RV	--	--	--	--	--	--	--	--	--	--	--	--	--	--	--	--	--	--	--
Coaches	RV	--	--	--	--	--	--	--	--	--	--	--	--	--	--	--	--	--	--	--

MIZZOU vs AP TOP 25

Rank	Overall	Home	Away	Neutral	Streak	Last Win
#1	4-19	3-6	1-7	0-6	L10	96-94 vs. Kansas (2/4/97)
#2	1-16	0-6	0-8	1-2	L11	98-86 vs. Oklahoma (3/12/89)
#3	8-20	5-5	2-10	1-5	L2	89-88 at Baylor (1/21/12)
#4	7-22	5-11	1-6	1-5	L4	73-64 vs. Oklahoma (3/4/09)
#5	3-8	2-1	0-3	1-4	W1	63-60 vs. Florida (2/19/13)
Top Five	23-85	15-29	4-34	4-22	L12	63-60 vs. Florida (2/19/13)
#6	5-18	3-5	2-8	0-5	L1	86-85 at Tennessee (2/11/22)
#7	8-13	4-5	2-6	2-2	L4	72-68 vs. Kansas (3/6/05)
#8	7-10	6-2	1-5	0-3	L3	74-71 vs. Kansas (2/4/12)
#9	2-12	0-4	0-4	2-4	L3	78-77 vs. Iowa (11/21/01)
#10	5-6	3-0	1-3	1-3	W1	68-65 vs. Alabama (2/6/21)
No. 6-10	27-59	16-16	6-26	5-17	L1	86-85 at Tennessee (2/11/23)
#11	9-5	5-2	3-2	1-1	W1	85-73 vs. Auburn (2/15/20)
#12	6-7	3-1	1-2	2-4	W1	78-61 vs. Iowa State (1/28/23)
#13	4-7	2-0	1-5	1-2	L3	72-69 at Oklahoma State (2/25/02)
#14	5-4	2-1	1-2	2-1	L2	83-67 vs. Ohio State (3/16/02)
#15	6-11	4-2	0-5	2-4	W1	92-86 vs. Alabama (1/8/22)
No. 11-15	30-34	16-6	6-16	8-12	L1	78-61 vs. Iowa State (1/28/23)
#16	7-7	3-3	1-2	3-2	W1	93-71 vs. Illinois (12/22/22)
#17	7-10	4-5	0-3	3-2	W1	79-71 vs. Tennessee (3/10/23)
#18	4-12	2-4	1-7	1-1	L2	80-71 vs. UCLA (12/7/13)
#19	10-7	4-1	2-5	4-1	W1	89-75 vs. Kentucky (12/28/22)
#20	5-10	3-3	1-4	1-3	L2	92-53 vs. California (11/22/11)
No. 16-20	33-46	16-16	5-21	12-9	W3	79-71 vs. Tennessee (3/10/23)
#21	8-7	3-2	1-4	4-1	W1	83-75 vs. Oregon (12/2/20)
#22	4-6	1-2	2-3	1-1	L2	77-74 vs. Kansas State (2/2/08)
#23	5-8	2-2	0-4	3-2	L4	98-79 vs. Ole Miss (2/9/13)
#24	1-3	1-0	0-3	0-0	L3	81-79 vs. Oklahoma State (2/11/95)
#25	3-4	2-1	0-2	1-1	W1	79-76 vs. Arkansas (1/18/23)
No. 21-25	21-28	9-7	3-16	9-5	W1	79-76 vs. Arkansas (1/18/23)
OVERALL	134-252	72-74	24-113	38-65	L4	79-71 vs. Tennessee (3/10/23)

RANKED MEETINGS WITH VANDERBILT

Date	Winner	Loser	Location
12/8/10	#15 Missouri 85	Vanderbilt 82	Columbia, Mo.
1/26/13	#22 Missouri 81	Vanderbilt 59	Columbia, Mo.
1/7/23	#20 Missouri 85	Vanderbilt 82	Columbia, Mo.

Both Teams Ranked: n/a
Only Mizzou Ranked: Missouri, 3-0
Only Vanderbilt Ranked: n/a

Opponent	Score	1H	2H	OTs	FGM	FGA	PCT.	3PM	3PA	PCT.	FTM	FTA	PCT.	OFF	DEF	REB	PF	A	TO	STL	BLK
Missouri	W, 101-79	57	44	--	36	64	56.3	12	30	40.0	17	19	89.5	11	27	38	26	19	13	7	9
vs. Arkansas-Pine Bluff		40	39	--	23	57	40.4	8	29	27.6	25	31	80.6	11	18	29	18	8	16	9	2
Missouri	L, 55-70	33	22	--	18	57	31.6	6	30	20.0	13	17	76.5	6	29	36	17	8	12	9	4
vs. Memphis		26	44	--	27	63	42.9	7	20	35.0	9	16	56.3	11	36	47	20	16	10	7	6
Missouri	W, 68-50	38	30	--	23	53	43.4	11	29	37.9	11	14	78.6	8	29	37	19	16	9	7	8
vs. SIU Edwardsville		31	19	--	14	50	28.0	4	15	26.7	18	25	72.0	10	23	33	15	7	11	5	4
Missouri	W, 70-68	32	38	--	28	63	44.4	8	23	34.8	6	8	75.0	9	19	28	15	14	8	10	7
at Minnesota		38	30	--	24	58	41.4	8	23	34.8	12	17	70.6	16	28	44	13	16	16	3	7
Missouri	L, 72-73	37	35	--	27	55	49.1	11	29	37.9	7	11	63.6	8	26	34	17	19	18	7	7
vs. Jackson State		34	39	--	28	62	45.2	6	18	33.3	11	16	68.8	10	22	32	17	13	13	12	0
Missouri	W, 82-59	35	47	--	31	58	53.4	9	24	37.5	11	13	84.6	12	21	33	10	16	13	11	12
vs. South Carolina State		37	22	--	26	55	47.3	2	10	20.0	5	8	62.5	10	16	26	14	13	15	9	1
Missouri	W, 78-70	35	43	--	26	58	44.8	11	28	39.3	15	24	62.5	10	24	34	16	10	10	14	3
vs. Loyola Maryland		31	39	--	25	56	44.6	10	30	33.3	10	17	58.8	12	29	41	20	16	18	2	1
Missouri	W, 71-64	38	33	--	27	60	45.0	8	22	36.4	9	14	64.3	11	25	36	20	14	10	6	4
at Pittsburgh		35	29	--	16	47	34.0	7	25	28.0	25	31	80.6	9	24	33	14	8	11	4	3
Missouri	W, 82-72	41	41	--	24	60	40.0	11	33	33.3	23	25	92.0	7	25	32	18	15	9	13	6
vs. Wichita State		34	38	--	26	68	38.2	8	28	28.6	12	13	92.3	18	30	48	20	9	18	6	1
Missouri	L, 64-73	29	35	--	24	58	41.4	7	21	33.3	9	13	69.2	7	18	25	19	11	12	8	5
at Kansas		41	32	--	25	56	44.6	3	10	30.0	20	23	87.0	13	29	42	16	16	16	6	4
Missouri	L, 87-93	38	49	--	28	62	45.2	12	24	50.0	19	22	86.4	15	14	29	21	14	13	3	3
vs. Seton Hall (Kansas City)		42	51	--	33	56	58.9	10	23	43.5	17	23	73.9	12	19	31	18	16	15	5	4
Missouri	L, 73-97	24	49	--	29	74	39.2	6	27	22.2	9	16	56.3	12	23	35	23	6	7	8	4
vs. Illinois (St. Louis)		49	48	--	32	65	49.2	11	33	33.3	22	31	71.0	16	35	51	14	17	10	5	4
Missouri	W, 92-59	46	46	--	36	67	53.7	6	24	25.0	14	17	82.4	21	26	47	19	18	16	13	6
vs. Central Arkansas		31	28	--	19	53	35.8	9	28	32.1	12	16	75.0	10	12	22	17	11	20	8	4
Missouri	L, 68-75	38	30	--	28	63	44.4	6	19	31.6	6	7	85.7	9	21	30	18	14	8	5	7
vs. Georgia		40	35	--	24	50	48.0	12	28	42.9	15	21	71.4	8	26	34	10	12	12	4	1
Missouri	L, 77-90	42	35	--	26	61	42.6	8	28	28.6	17	22	77.3	6	21	27	22	14	11	6	6
at Kentucky		47	43	--	28	56	50.0	7	23	30.4	27	32	84.4	9	33	42	17	14	13	6	3
Missouri	L, 69-71	33	29	7	26	62	41.9	5	22	22.7	12	18	66.7	11	21	32	16	13	7	11	3
vs. South Carolina		32	30	9	25	59	40.7	7	24	29.2	16	18	88.9	15	28	43	17	12	16	2	0
Missouri	L, 75-93	34	41	--	26	53	49.1	8	21	38.1	15	20	75.0	6	17	23	22	10	11	9	0
at Alabama		36	57	--	30	57	52.6	13	27	48.1	20	21	95.2	11	24	35	16	18	13	6	3
Missouri	L, 67-79	34	33	--	23	53	43.4	3	16	18.8	18	21	85.7	4	23	27	20	10	5	8	3
vs. Florida		37	42	--	25	56	44.6	9	22	40.9	20	29	69.0	13	27	40	16	12	8	4	3
Missouri	L, 57-63	25	32	--	21	54	38.9	8	29	27.6	7	10	70.0	8	27	35	26	14	15	4	3
at Texas A&M		30	33	--	15	52	28.8	6	27	22.2	27	37	73.0	15	26	41	16	12	9	7	1
Missouri	L, 64-72	29	35	--	24	51	47.1	2	8	25.0	14	17	82.4	5	24	29	18	10	12	5	4
at South Carolina		39	33	--	23	52	44.2	10	25	40.0	16	24	66.7	6	22	28	17	15	11	8	4
Missouri	L, 84-91	28	56	--	27	59	45.8	10	20	50.0	20	22	90.9	11	15	26	23	13	18	9	4
vs. Arkansas		47	44	--	33	61	54.1	4	6	66.7	21	26	80.8	12	23	35	21	15	15	10	6
Missouri at Vanderbilt																					
Missouri vs. Texas A&M																					
Missouri vs. Mississippi State																					
Missouri at Ole Miss																					
Missouri vs. Tennessee																					
Missouri at Arkansas																					
Missouri at Florida																					
Missouri vs. Ole Miss																					
Missouri vs. Auburn																					
Missouri at LSU																					

DATE	OPPONENT	RESULT	RECORD	SEC	HIGH POINTS	HIGH REBOUNDS	HIGH ASSISTS	ATTEND.
Nov. 6	ARKANSAS-PINE BLUFF	W, 101-79	1-0	--	Sean East II (21)	Aidan Shaw (9)	Carralero Martin / Honor (5)	11,486
Nov. 10	MEMPHIS	L, 55-70	1-1	--	Sean East II (14)	Caleb Grill (10)	Jesus Carralero Martin (3)	15,061
Nov. 13	SIU EDWARDSVILLE	W, 68-50	2-1	--	Sean East II (20)	Noah Carter (10)	Anthony Robinson II (2)	9,656
Nov. 16	at Minnesota	W, 70-68	3-1	--	Nick Honor (16)	Noah Carter (6)	Caleb Grill (4)	7,975
Nov. 19	JACKSON STATE	L, 72-73	3-2	--	Nick Honor (17)	Carralero Martin / Grill (7)	Jesus Carralero Martin (6)	9,690
Nov. 22	SOUTH CAROLINA STATE	W, 82-59	4-2	--	Sean East II (21)	Aidan Shaw (7)	Sean East II (4)	9,745
Nov. 25	LOYOLA MARYLAND	W, 78-70	5-2	--	Noah Carter (18)	Noah Carter (6)	Sean East II (4)	9,762
Nov. 28	at Pittsburgh	W, 71-64	6-2	--	Sean East II (21)	Noah Carter (8)	East / Honor (4)	7,390
Dec. 3	WICHITA STATE	W, 82-72	7-2	--	Sean East II (22)	Caleb Grill (10)	Sean East II (9)	10,885
Dec. 9	at Kansas	L, 64-73	7-3	--	Sean East II (21)	Noah Carter (7)	Sean East II (6)	16,300
Dec. 17	vs. Seton Hall	L, 87-93	7-4	--	Tamar Bates (22)	Noah Carter (9)	Sean East II (6)	7,062
Dec. 22	vs. Illinois	L, 73-97	7-5	--	Sean East II (18)	Anthony Robinson II (6)	East / Robinson (2)	18,485
Dec. 30	CENTRAL ARKANSAS	W, 92-59	8-5	--	Tamar Bates (25)	Noah Carter (8)	Nick Honor (5)	10,623
Jan. 6	GEORGIA	L, 68-75	8-6	0-1	Sean East II (18)	East / Shaw (6)	Sean East II (8)	12,407
Jan. 9	at Kentucky	L, 77-90	8-7	0-2	Noah Carter (20)	East / Vanover (4)	Carralero Martin / East (4)	20,086
Jan. 13	SOUTH CAROLINA	L, 69-71	8-8	0-3	Noah Carter (23)	Sean East II (8)	Jesus Carralero Martin (4)	11,135
Jan. 16	at Alabama	L, 75-93	8-9	0-4	Tamar Bates (19)	Sean East II (4)	Sean East II (4)	11,569
Jan. 20	FLORIDA	L, 67-79	8-10	0-5	Tamar Bates (36)	East / Shaw (4)	Sean East II (3)	11,489
Jan. 23	at Texas A&M	L, 57-63	8-11	0-6	Sean East II (17)	Carter / Lewis (6)	Sean East II (5)	9,623
Jan. 27	at South Carolina	L, 64-72	8-12	0-7	Sean East II (21)	Bates / Vanover (7)	Sean East II (7)	13,553
Jan. 31	ARKANSAS	L, 91-84	8-13	0-8	Tamar Bates (29)	Sean East II (6)	Sean East II (7)	11,020
Feb. 3	at Vanderbilt							
Feb. 7	TEXAS A&M							
Feb. 10	MISSISSIPPI STATE							
Feb. 17	at Ole Miss							
Feb. 20	TENNESSEE							
Feb. 24	at Arkansas							
Feb. 28	at Florida							
March 2	OLE MISS							
March 5	AUBURN							
March 9	at LSU							

MISSOURI GAME LEADERS

Points	Rebounds	Assists
Sean East II 11	Noah Carter 8	Sean East II 14
Tamar Bates..... 5	Sean East II 5	Jesus Carralero Martin..... 5
Noah Carter 3	Aidan Shaw..... 4	Nick Honor..... 3
Nick Honor..... 2	Caleb Grill 3	Anthony Robinson II 2
	Connor Vanover..... 2	Caleb Grill 1
	Tamar Bates..... 1	
	Jesus Carralero Martin..... 1	
	Curt Lewis..... 1	
	Anthony Robinson II 1	

MISCELLANEOUS STATS

10+ Points	
Sean East II 17	Anthony Robinson II 3
Tamar Bates..... 13	Aidan Shaw..... 2
Noah Carter 12	Connor Vanover..... 2
Nick Honor..... 10	Jesus Carralero Martin..... 1
Caleb Grill 4	Trent Pierce 1
20+ Points	
Sean East II 7	Noah Carter 2
Tamar Bates..... 4	
10+ Rebounds	
Caleb Grill 2	Noah Carter 1
Double-Doubles	
Noah Carter 1	Caleb Grill 1
5+ Assists	
Sean East II 7	Nick Honor..... 2
Jesus Carralero Martin..... 2	

TEAM HIGHS & LOWS

		MISSOURI		OPPONENT	
Points, 1st Half	High	57	vs. Arkansas-Pine Bluff, 11/6	49	Illinois, 12/22
	Low	25	at Texas A&M, 1/23	26	Memphis, 11/10
Points, 2nd Half	High	56	vs. Arkansas, 1/31	57	Alabama, 1/16
	Low	22	vs. Memphis, 11/10	19	SIU Edwardsville, 11/13
Total Points	High	101	vs. Arkansas-Pine Bluff, 11/6	97	Illinois, 12/22
	Low	55	vs. Memphis, 11/10	50	SIU Edwardsville, 11/10
Field Goals Made	High	36	2x (last vs. Central Arkansas, 12/30)	33	2x, (last vs. Arkansas 1/31)
	Low	18	vs. Memphis, 11/10	14	SIU Edwardsville, 11/13
Field Goals Attempted	High	74	vs. Illinois, 12/22	68	Wichita State, 12/3
	Low	51	at South Carolina, 1/27	47	Pittsburgh, 11/28
Field Goal Pct.	High	56.3	vs. Arkansas-Pine Bluff, 11/6 (36-64)	58.9	Seton Hall, 12/17 (33-56)
	Low	31.6	vs. Memphis, 11/10 (18-57)	28.0	SIU Edwardsville, 11/13 (14-50)
3-Pointers Made	High	12	2x (last vs. Seton Hall, 12/17)	13	Alabama, 1/16
	Low	2	at South Carolina, 1/27	2	South Carolina State, 11/22
3-Pointers Attempted	High	33	vs. Wichita State, 12/3	33	Illinois, 12/22
	Low	8	at South Carolina, 1/27	6	vs. Arkansas, 1/31
3-Point Pct.	High	50.0	2x (last vs. Arkansas, 1/31 (10-20))	66.7	vs. Arkansas, 1/31 (4-6)
	Low	18.8	vs. Florida, 1/20 (3-16)	20.0	South Carolina State, 11/22 (2-10)
Free Throws Made	High	23	vs. Wichita State, 12/3	27	2x (last: Texas A&M, 1/23)
	Low	6	2x (last vs. Georgia, 1/6)	5	South Carolina State, 11/22
Free Throws Attempted	High	25	vs. Wichita State, 12/3	37	Texas A&M, 1/23
	Low	7	vs. Georgia, 1/6	8	South Carolina State, 11/22
Free Throws Pct.	High	92.0	vs. Wichita State, 12/3 (23-25)	95.2	Alabama, 1/16 (20-21)
	Low	56.3	vs. Illinois, 12/22 (9-16)	56.3	Memphis, 11/10 (9-16)
Offensive Rebounds	High	21	vs. Central Arkansas, 12/30	18	Wichita State, 12/3
	Low	4	vs. Florida, 1/20	6	South Carolina, 1/27
Total Rebounds	High	47	vs. Central Arkansas, 12/30	51	Illinois, 12/22
	Low	23	at Alabama, 1/16	22	Central Arkansas, 12/30
Rebound Margin	High	+25	vs. Central Arkansas, 12/30	+17	Kansas, 12/9
	Low	-17	at Kansas, 12/9	-25	Central Arkansas, 12/30
Fouls	High	26	2x (last at Texas A&M, 1/23)	21	vs. Arkansas, 1/31
	Low	10	vs. South Carolina State, 11/22	10	Georgia, 1/6
Assists	High	19	2x (last vs. Jackson State, 11/19)	18	Alabama, 1/16
	Low	6	vs. Illinois, 12/22	7	SIU Edwardsville, 11/13
Turnovers	High	18	2x (last vs. Arkansas, 1/31)	20	Central Arkansas, 12/30
	Low	5	vs. Florida, 1/20	8	Florida, 1/20
Steals	High	14	vs. Loyola, 11/25	12	Jackson State, 11/19
	Low	3	vs. Seton Hall, 12/17	2	2x (last: South Carolina, 1/13)
Blocks	High	12	vs. South Carolina State, 11/22	7	Minnesota, 11/16
	Low	0	at Alabama, 1/16	0	2x (last: South Carolina, 1/13)

INDIVIDUAL HIGHS

	MISSOURI		OPPONENT	
Points	36	Tamar Bates, vs. Florida, 1/20	34	Kylen Milton, Arkansas-Pine Bluff, 11/6
Field Goals Made	13	Tamar Bates, vs. Florida, 1/20	10	2x (last: Davion Everett, South Carolina State, 11/22)
Field Goals Attempted	21	Tamar Bates, vs. Florida, 1/20	27	Joe French, Arkansas-Pine Bluff, 11/6
Field Goal Pct. (min 5 made)	90.0	Tamar Bates, vs. Central Arkansas, 12/30 (9-10)	100.0	Russel Tchewa, Georgia, 1/6 (5-5)
3-Pointers Made	4	7x (last: Nick Honor, at Alabama, 1/16)	5	3x (last: Rylan Griffen, Alabama, 1/16)
3-Pointers Attempted	10	2x (last: Noah Carter, vs. South Carolina, 1/13)	14	Joe French, Arkansas-Pine Bluff, 11/6
3-Point Pct. (min 3 made)	100.0	Tamar Bates, vs. Seton Hall, 12/17 (4-4)	100.0	Rob Dillingham, Kentucky, 1/9 (3-3)
Free Throws Made	10	Tamar Bates, vs. Arkansas, 1/31	15	Kylen Milton, Arkansas-Pine Bluff, 11/6
Free Throws Attempted	10	Tamar Bates, vs. Arkansas, 1/31	20	Kylen Milton, Arkansas-Pine Bluff, 11/6
Free Throws Pct. (min 5 made)	100.0	Tamar Bates, vs. Arkansas, 1/31 (10-10)	100.0	2x (last: Antonio Reeves, Kentucky, 1/9 – 8-8)
Offensive Rebounds	4	Noah Carter, vs. Seton Hall, 12/17	6	Ty Rodgers, Illinois, 12/22
Total Rebounds	10	3x (last: Caleb Grill, vs. Wichita State, 12/3)	17	Harlond Beverly, Wichita State, 12/3
Assists	9	Sean East II, vs. Wichita State, 12/3	7	Marcus Domask, Illinois, 12/22
Steals	5	2x (last: Tamar Bates, vs. Arkansas, 1/31)	4	3x (last: Jalen Graham, Arkansas, 1/31)
Blocks	5	2x (last: Aidan Shaw, vs. South Carolina State, 11/22)	3	3x (last: Jalen Graham, Arkansas, 1/31)



DENNIS GATES

@coachdgates

Whitten Family Men's Basketball Head Coach

It took just one season for Whitten Family Men's Basketball Head Coach Dennis Gates to make an impression at Missouri. Now in his second season with the Tigers, Gates aims to take the next step as Mizzou competes for titles.

MISSOURI

- Led the MU to its first NCAA Tournament win in 13 seasons and its first-ever appearance in the SEC Semifinals.
- Overall, engineered the seventh-best improvement nationally in his first season, finishing with the program's most wins (25) in 11 years.
- His 25 victories are also the fifth-most by any first-year SEC coach in conference history – trailing only Tubby Smith, John Calipari, Eddie Sutton and Trent Johnson.
- Helped a pair of standouts in Kobe Brown (LA Clippers) and D'Moi Hodge (LA Lakers) earn NBA contracts.

CLEVELAND STATE

- Rebuilt the Vikings program – winning 50 games, including a 39-19 mark his final two seasons.
- Won two Horizon League regular-season titles (2020, 2021), the 2021 Horizon League Tournament crown and berths to the 2021 NCAA Tournament and 2022 Postseason NIT.
- Two-time Horizon League Coach of the Year (2020 and 2021).
- Mentored two Horizon League Defensive Players of the Year, five all-conference honorees and five All-Defensive Team selections.

FLORIDA STATE

- Spent eight seasons on Leonard Hamilton's staff at FSU, mirroring the Seminoles' rise to national prominence.
- Florida State advanced to four NCAA Tournament in his eight years, including an Elite Eight bid in 2018 and Sweet 16 trips in 2012 and 2019.
- Instrumental in recruiting four-straight top-15 classes, which produced five NBA Draft picks over four years – Jonathan Isaac (No. 9 selection in 2017), Malik Beasley (No. 19 in 2016), Mfiondu Kabengele (No. 27 in 2019), Dwayne Bacon (No. 40 in 2017) and Terance Mann (No. 48 in 2019).

PLAYING CAREER

- Combo guard for the Cal Golden Bears
- Served as a three-year captain, helping lead the team to three 20-win seasons
- Played in 114 career games with 34 starting assignments, totaling 432 points, 140 rebounds, 148 assists and 100 steals.
- Two-time Pac-10 All-Academic First Team selection
- Named Cal's Most Inspirational Player in 2001 and the team's Outstanding Student-Athlete in 1999 and 2001
- Awarded the 2002 Pac-10 Medal of Honor, which is presented to the Pac-10 Universities Top Graduating Student-Athlete.

YEAR-BY-YEAR RECORD

CLEVELAND STATE

YEAR	RECORD	PCT.	HORIZON	PLACE	NOTES
2019-20	11-21	34.4	7-11	t-7th	Earned first career win versus Edinboro, 79-54 (Nov. 9)
2020-21	19- 8	70.4	16- 4	1st	Horizon League Tournament Champions / NCAA First Round
2021-22	20-11	64.5	15- 6	1st	NIT First Round
CSU TOTALS	50-40	55.6	38-21		Two Horizon League Regular-Season Titles & One Tournament Title

MISSOURI

YEAR	RECORD	PCT.	SEC	PLACE	NOTES
2022-23	25-10	71.4	11- 7	t-4th	USA Today SEC Coach of the Year
2023-24	8-13	38.1	0- 8		
MU TOTALS	33-23	58.9	11-15		
CAREER	83-63	56.8	49-36		

PERSONAL

BIRTHDAY

January 14

EDUCATION

California '01 (Bachelor's)
Sociology
Florida State '05 (Master's)
Adult Education and Human
Resource Development

WIFE

Jocelyn

CHILDREN

Avery, Duke and Denver

COACHING CAREER

2003-04	Marquette (Grad Asst)
2004-05	Florida State (Grad Asst)
2005-07	California (Assistant)
2007-09	Northern Illinois (Assistant)
2009-11	Nevada (Assistant)
2011-19	Florida State (Assistant)
2019-22	Cleveland St. (Head Coach)
2022-	Missouri (Head Coach)

HONORS

- 2019-20 Horizon League Coach of the Year
- 2020-21 Horizon League Coach of the Year
- 2020-21 HoopDirt.com Division I Coach of the Year
- 2022-23 USA Today SEC Coach of the Year

COACHING STAFF



Charlton "C.Y." Young
Associate Head Coach
Georgia Southern '93



David "Dickey" Nutt
Assistant Coach
Oklahoma State '82



Kyle Smithpeters
Assistant Coach
Southern Illinois '06



Ryan Sharbaugh
Assistant Coach
Westminster '08



Matt Cline
Assistant Coach
South Alabama '11



Sean Conaty
Dir. of Athletic Performance
East Carolina '12



JORDAN BUTLER

@jordanbutlerr0

Freshman | Forward | 7-0 | 230 | Greenville, S.C. | Christ Church Episcopal School

CAREER STATISTICS																							
Season	GP-GS	Min/Avg	FG	FGA	FG%	3FG	3FGA	3P%	FTM	FTA	FT%	O	D	REB	AVG	PF	FO	AST	TO	BLK	STL	PTS	AVG
2023-24	19-3	180/9.5	14	35	40.0	4	20	20.0	6	12	50.0	10	30	40	2.1	34	1	1	5	17	5	38	2.0

- 2023-24 NOTES
- Made his first collegiate start last Tuesday at Texas A&M, collecting a career-best five rebounds (Jan. 23).
 - Scored five points in his first collegiate game versus Arkansas-Pine Bluff (Nov. 6).
 - One of five freshman on the roster that ranked as high as the No. 23 Class in the nation by Rivals.
 - Brother, John Butler Jr., is a member of the Washington Wizards.

PERSONAL

BIRTHDAY

June 20, 2005

CAREER AMBITIONS

Broadcasting

CAREER BESTS

POINTS

5, 2x (last vs. S Carolina St, 11/22/23)

REBOUNDS

5, at Texas A&M, 1/23/24

ASSISTS

1, vs. Jackson State, 11/19/23

BLOCKED SHOTS

2, 6x (last at South Carolina, 1/27/24)

STEALS

2, vs. SIUE, 11/13/23

MINUTES

24, at Texas A&M, 1/23/24

FIELD GOALS MADE

2, 4x (last vs. Wichita State, 12/3/23)

3-POINT FIELD GOALS MADE

1, 4x (last at Texas A&M, 1/23/24)

FREE THROWS MADE

2, 2x (last vs. Arkansas, 1/31/24)

MISCELLANEOUS

	SEASON	CAREER
Led MU in Points	0	0
Led MU in Rebounds	0	0
Led MU in Assists	0	0
20+ Points	0	0
10+ Points	0	0
10+ Rebounds	0	0
5+ Assists	0	0
Double-Doubles	0	0

2023-24 GAME-BY-GAME STATISTICS																	
Opponent	GS	Min	FG	FGA	3FG	3FGA	FT	FTA	OFF	DEF	REB	PF	AST	TO	STL	BLK	PTS
ARKANSAS-PINE BLUFF	5	2	2	2	1	1	0	0	0	1	1	1	0	0	0	0	5
MEMPHIS	3	0	1	0	1	0	0	0	0	0	0	1	0	0	0	0	0
SIU EDWARDSVILLE	14	0	3	0	3	0	0	0	3	3	4	0	0	2	2	0	0
at Minnesota	9	2	3	0	1	0	0	1	2	3	1	0	0	1	0	4	0
JACKSON STATE	11	0	1	0	0	0	2	0	0	0	1	1	0	0	2	0	0
SOUTH CAROLINA STATE	8	2	2	0	0	1	2	1	3	4	1	0	1	0	0	5	0
LOYOLA MARYLAND	8	1	3	1	2	1	4	1	3	4	2	0	1	0	0	4	0
at Pittsburgh	7	0	0	0	0	0	0	0	0	0	2	0	0	0	1	0	0
WICHITA STATE	10	2	3	0	1	0	0	1	0	1	0	0	0	1	0	2	4
at Kansas	3	0	1	0	0	0	0	1	0	1	1	0	0	0	0	0	0
vs. Seton Hall	7	0	0	0	0	0	0	0	1	1	1	0	0	0	2	0	0
vs. Illinois	9	1	4	1	4	0	0	0	2	2	1	0	0	0	1	3	0
CENTRAL ARKANSAS	7	0	2	0	1	0	0	2	1	3	3	0	1	0	2	0	0
GEORGIA	6	0	2	0	1	0	0	1	1	2	1	0	0	0	1	0	0
at Kentucky	Did Not Play																
SOUTH CAROLINA	Did Not Play																
at Alabama	11	0	1	0	1	0	0	0	3	3	3	0	0	1	0	0	0
FLORIDA	13	1	2	0	1	2	2	0	2	2	1	0	0	0	1	4	0
at Texas A&M	*	24	1	2	1	2	0	0	1	4	5	4	0	0	1	1	3
at South Carolina	*	13	1	1	0	0	0	0	2	2	5	0	1	0	2	2	0
ARKANSAS	*	13	1	2	0	1	2	2	1	2	3	1	0	0	0	0	4
at Vanderbilt																	
TEXAS A&M																	
MISSISSIPPI STATE																	
at Ole Miss																	
TENNESSEE																	
at Arkansas																	
at Florida																	
OLE MISS																	
AUBURN																	
at LSU																	



1 KALEB BROWN

 @igb_kaleb

 @4low__

Junior | Guard | 6-7 | 245 | Huntsville, Ala. | Lee High School

CAREER STATISTICS

Season	GP-GS	Min/Avg	FG	FGA	FG%	3FG	3FGA	3P%	FTM	FTA	FT%	O	D	REB	AVG	PF	FO	AST	TO	BLK	STL	PTS	AVG
2021-22	27-0	261/9.7	9	29	31.0	04	14	28.6	2	9	22.2	5	35	40	1.5	18	0	30	24	5	9	24	0.9
2022-23	11-0	85/7.8	4	9	44.4	1	5	20.0	0	0	0.0	1	3	4	0.4	6	0	5	8	1	6	9	0.8
2023-24	2-0	13/6.3	1	3	33.3	0	2	0.0	0	0	0.0	0	2	2	1.0	3	0	2	3	0	1	2	1.0
TOTAL	40-0	359/9.0	14	41	34.1	5	21	23.8	2	9	22.2	6	40	46	1.2	27	0	37	35	6	16	35	0.9

2023-24 NOTES

- Out for the remainder of the season with a stress reaction in his left shin.
- Brother of former Mizzou standout and 2023 NBA first-round draft selection, Kobe Brown.

PERSONAL

BIRTHDAY

May 13, 2003

CAREER AMBITIONS

Neuroscience

SEASON & CAREER BESTS

POINTS

S: 2, vs. Memphis, 11/10/23

C: 7, at Vanderbilt, 2/8/22

REBOUNDS

S: 1, 2x (last vs. Memphis, 11/10/23)

C: 6, at Texas A&M, 2/5/22

ASSISTS

S: 2, vs. Arkansas-Pine Bluff, 11/6/23

C: 5, vs. LSU, 3/10/22

BLOCKED SHOTS

S: n/a

C: 1, 6x (last vs. HCU, 11/26/22)

STEALS

S: 1, vs. Arkansas-Pine Bluff, 11/6/23

C: 2, 4x (last at Ole Miss, 1/24/23)

MINUTES

S: 11, vs. Ark-Pine Bluff, 11/6/23

C: 28, at Texas A&M, 2/5/22

FIELD GOALS MADE

S: 1, vs. Memphis, 11/10/23

C: 2, 2x (last at Vanderbilt, 2/8/22)

3-POINT FIELD GOALS MADE

S: n/a

C: 2, at Vanderbilt, 2/8/22

FREE THROWS MADE

S: n/a


C: 1, 2x (last at Vanderbilt, 2/8/22)

MISCELLANEOUS

	SEASON	CAREER
Led MU in Points	0	0
Led MU in Rebounds	0	1
Led MU in Assists	0	4
20+ Points	0	0
10+ Points	0	0
10+ Rebounds	0	0
5+ Assists	0	1
Double-Doubles	0	0

2023-24 GAME-BY-GAME STATISTICS

Opponent	GS	Min	FG	FGA	3FG	3FGA	FT	FTA	OFF	DEF	REB	PF	AST	TO	STL	BLK	PTS
ARKANSAS-PINE BLUFF	11	0	1	0	1	0	0	0	0	1	1	2	2	2	1	0	0
MEMPHIS	2	1	2	0	1	0	0	0	0	1	1	1	0	1	0	0	2
SIU EDWARDSVILLE																	
at Minnesota																	
JACKSON STATE																	
SOUTH CAROLINA STATE																	
LOYOLA MARYLAND																	
at Pittsburgh																	
WICHITA STATE																	
at Kansas																	
vs. Seton Hall																	
vs. Illinois																	
CENTRAL ARKANSAS																	
GEORGIA																	
at Kentucky																	
SOUTH CAROLINA																	
at Alabama																	
FLORIDA																	
at Texas A&M																	
at South Carolina																	
ARKANSAS																	
at Vanderbilt																	
TEXAS A&M																	
MISSISSIPPI STATE																	
at Ole Miss																	
TENNESSEE																	
at Arkansas																	
at Florida																	
OLE MISS																	
AUBURN																	
at LSU																	



2 TAMAR BATES

@tbates_11

@tamarbates

Junior | Guard | 6-5 | 195 | Kansas City, Kan. | Indiana

CAREER STATISTICS

Season	GP-GS	Min/Avg	FG	FGA	FG%	3FG	3FGA	3P%	FTM	FTA	FT%	O	D	REB	AVG	PF	FO	AST	TO	BLK	STL	PTS	AVG
2021-22	32- 0	466/14.5	44	130	33.8	17	57	29.8	20	24	83.3	7	33	40	1.3	31	0	20	22	4	8	125	3.9
2022-23	35- 2	713/20.4	76	194	39.2	37	99	37.4	25	27	92.6	10	46	56	1.6	60	0	39	25	2	16	214	6.1
2023-24	21-14	505/24.0	104	190	54.7	23	51	45.1	58	61	95.1	18	29	47	2.2	47	0	25	28	4	16	289	13.8
TOTAL	88-16	1683/19.1	224	514	43.6	77	207	37.2	103	112	92.0	35	108	143	1.6	138	0	84	75	10	40	628	7.1

2023-24 NOTES

- Ranks fourth in the SEC in conference games only with 19.8 points per game. Also places fourth in field goal percentage (56.0) and first in free-throw percentage (97.0).
- Averaging 19.8 points during the last 11 contests – an increase of more than 12 points from the season's first 10 games.
- Ranks 50th nationally with a 3-point clip of 45.1 (minimum two attempts per game).
- Aiming to be the first Tiger in school history to join the 50-40-90 club – shooting a career-high 54.7 percent from the field, 45.1 percent from 3-point range and 95.1 percent from the free-throw line. Is one of only two players nationally shooting 50-40-90 this season.
- Currently owns the best free-throw percentage in school history at 95.1 – ranking third in the NCAA.
- Has made his his last 31 free-throw attempts – eight shy of the school record.
- Tallied a career-best 36 points versus Florida – the most by a Tiger in an SEC game and the most in any regulation contest since 2004 (Jan. 20).
- Scored 18 points in the season-opening win over Arkansas-Pine Bluff – the most by a Tiger in his MU debut since 2018 (Nov. 6).

2023-24 GAME-BY-GAME STATISTICS

Opponent	GS	Min	FG	FGA	3FG	3FGA	FT	FTA	OFF	DEF	REB	PF	AST	TO	STL	BLK	PTS
ARKANSAS-PINE BLUFF		24	7	9	3	3	1	1	1	1	2	2	2	0	0	0	18
MEMPHIS		14	1	3	0	2	4	4	0	0	0	2	0	1	2	0	6
SIU EDWARDSVILLE		19	2	5	1	2	0	0	0	0	0	2	1	1	0	0	5
at Minnesota		15	2	5	0	0	4	5	0	0	0	2	1	0	0	0	8
JACKSON STATE		18	3	6	1	2	0	0	0	2	2	1	2	0	0	1	7
SOUTH CAROLINA STATE		14	2	4	1	3	0	0	0	1	1	0	1	1	1	1	5
LOYOLA MARYLAND		8	1	3	0	1	0	0	0	0	0	3	1	0	0	0	2
at Pittsburgh	*	20	4	8	2	3	2	2	1	1	2	1	0	0	0	0	12
WICHITA STATE	*	14	1	4	0	2	2	2	0	1	1	3	0	1	3	0	4
at Kansas	*	25	1	5	1	3	1	2	1	3	4	3	1	1	0	0	4
vs. Seton Hall	*	28	7	12	4	4	4	4	2	0	2	4	1	3	0	0	22
vs. Illinois	*	30	3	7	0	1	4	4	1	2	3	1	0	1	2	0	10
CENTRAL ARKANSAS	*	24	9	10	3	3	4	4	3	1	4	1	3	2	0	0	25
GEORGIA	*	31	6	11	1	3	2	3	1	3	4	4	1	2	0	0	15
at Kentucky	*	29	6	12	2	6	4	4	2	1	3	3	3	4	0	1	18
SOUTH CAROLINA	*	31	5	9	0	1	2	2	2	0	2	4	1	0	1	0	12
at Alabama	*	27	7	8	1	1	4	4	0	1	1	1	1	2	2	0	19
FLORIDA	*	34	13	21	1	4	9	9	0	1	1	3	0	0	0	0	36
at Texas A&M	*	28	7	16	1	4	1	1	0	5	5	4	2	2	0	0	16
at South Carolina	*	34	8	14	0	0	0	0	2	5	7	2	1	1	0	1	16
ARKANSAS	*	39	9	18	1	3	10	10	2	1	3	1	3	6	5	0	29
at Vanderbilt																	
TEXAS A&M																	
MISSISSIPPI STATE																	
at Ole Miss																	
TENNESSEE																	
at Arkansas																	
at Florida																	
OLE MISS																	
AUBURN																	
at LSU																	

PERSONAL

BIRTHDAY

February 21, 2003

CAREER AMBITIONS

Coaching or broadcasting

SEASON & CAREER BESTS

POINTS

S: 36, vs. Florida, 1/20/24

C: 36, vs. Florida, 1/20/24

REBOUNDS

S: 7, at South Carolina, 1/27/24

C: 7, at South Carolina, 1/27/24

ASSISTS

S: 3, 2x (last vs. Arkansas, 1/31/24)

C: 4, at Iowa, 1/5/23

BLOCKED SHOTS

S: 1, 4x (last at S Carolina, 1/27/24)

C: 1, 10x (last at S Carolina, 1/27/24)

STEALS

S: 5, vs. Arkansas, 1/31/24

C: 5, vs. Arkansas, 1/31/24

MINUTES

S: 39, vs. Arkansas, 1/31/24

C: 39, vs. Arkansas, 1/31/24

FIELD GOALS MADE

S: 13, vs. Florida, 1/20/24

C: 13, vs. Florida, 1/20/24

3-POINT FIELD GOALS MADE

S: 4, vs. Seton Hall, 12/17/23

C: 5, 2x (last vs. Michigan St, 1/22/23)

FREE THROWS MADE

S: 10, vs. Arkansas, 1/31/24

C: 10, vs. Arkansas, 1/31/24

MISCELLANEOUS

	SEASON	CAREER
Led MU in Points	5	5
Led MU in Rebounds	1	1
Led MU in Assists	0	0
30+ Points	1	1
20+ Points	4	5
10+ Points	13	24
10+ Rebounds	0	0
5+ Assists	0	0
Double-Doubles	0	0



4 CURT LEWIS



Junior | Guard | 6-5 | 215 | Louisville, Ky. | John A. Logan

CAREER STATISTICS

Season	GP-GS	Min/Avg	FG	FGA	FG%	3FG	3FGA	3P%	FTM	FTA	FT%	O	D	REB	AVG	PF	FO	AST	TO	BLK	STL	PTS	AVG
2020-21	27-25	684/25.3	111	213	52.1	25	72	24.7	52	75	69.3	44	93	137	5.1	61	1	45	47	3	37	299	11.1
2021-22	29-18	721/24.9	100	261	38.3	51	149	34.2	30	55	54.5	37	115	152	5.2	55	1	42	50	4	36	281	9.7
2023-24	19- 0	152/8.0	14	45	31.1	6	26	23.1	2	6	33.3	7	18	25	1.3	10	0	8	5	0	7	36	1.9
TOTAL	75-43	1557/20.8	225	519	43.4	82	247	33.2	84	136	61.8	88	226	314	4.2	126	2	95	102	7	80	616	8.2

2023-24 NOTES

- Collected a season-best six rebounds last Tuesday at Texas A&M (Jan. 23).
- Scored four points and was a +16 in seven minutes of action as Mizzou rallied from 20 points down to defeat Minnesota (Nov. 16).
- One of six transfers on the 2023-24 roster, having played his first two collegiate seasons at Eastern Kentucky (2020-22) before leading John A. Logan Community College to its first NJCAA National Championship in 2022-23.
- Named 2022-23 NJCAA Division I Men's Basketball Player of the Year – the second-straight Tiger to earn the accolade (Sean East II collected the honor in 2021-22).
- Ranked fifth nationally in NJCAA Division I last year with a 3-point clip of 48.3.

PERSONAL

BIRTHDAY

May 19, 1999

CAREER AMBITIONS

High school coaching

SEASON & CAREER BESTS

POINTS

S: 8, vs. Illinois, 12/22

C: 21, vs. Liberty, 2/5/22

REBOUNDS

S: 6, at Texas A&M, 1/23/24

C: 13, vs. Northern Ky., 12/18/21

ASSISTS

S: 2, 2x (last at Kansas, 12/9/23)

C: 4, 4x (last vs. North Fla., 1/22/22)

BLOCKED SHOTS

S: n/a

C: 3, at Lipscomb, 2/12/22

STEALS

S: 2, vs. South Carolina St, 11/22/23

C: 5, vs. UT Martin, 1/21/21

MINUTES

S: 17, vs. South Carolina St, 11/22/23

C: 39, vs. Kennesaw State, 2/3/22

FIELD GOALS MADE

S: 3, 2x (last vs. Central Ark., 12/30/23)

C: 8, vs. Liberty, 2/5/22

3-POINT FIELD GOALS MADE

S: 1, 6x (last vs. Arkansas, 1/31/24)

C: 4, 2x (last vs. Liberty, 2/5/22)

FREE THROWS MADE

S: 1, 2x (last vs. Arkansas, 1/31/24)

C: 5, 3x (last vs. Tenn. State, 2/27/21)

MISCELLANEOUS

	SEASON	CAREER
Led MU in Points	0	0
Led MU in Rebounds	1	1
Led MU in Assists	0	0
20+ Points	0	3
10+ Points	0	33
10+ Rebounds	0	5
5+ Assists	0	0
Double-Doubles	0	4

2023-24 GAME-BY-GAME STATISTICS

Opponent	GS	Min	FG	FGA	3FG	3FGA	FT	FTA	OFF	DEF	REB	PF	AST	TO	STL	BLK	PTS
ARKANSAS-PINE BLUFF	2	0	1	0	0	0	0	0	0	0	0	0	0	0	0	0	0
MEMPHIS	Did Not Play																
SIU EDWARDSVILLE	8	0	3	0	2	0	0	0	0	0	0	2	1	0	1	0	0
at Minnesota	7	2	3	0	1	0	0	0	1	1	1	0	0	0	1	0	4
JACKSON STATE	9	1	4	1	3	0	0	1	1	2	1	0	2	0	0	0	3
SOUTH CAROLINA STATE	17	1	6	1	4	0	0	1	0	1	0	2	1	2	0	0	3
LOYOLA MARYLAND	9	1	2	1	2	0	0	0	2	2	0	0	0	0	0	0	3
at Pittsburgh	4	0	0	0	0	0	0	0	1	1	0	1	0	0	0	0	0
WICHITA STATE	1	0	0	0	0	0	0	1	0	1	0	0	0	0	0	0	0
at Kansas	9	0	0	0	0	0	0	0	0	0	0	0	2	0	0	0	0
vs. Seton Hall	3	0	0	0	0	0	0	0	0	0	0	0	0	0	0	0	0
vs. Illinois	15	3	6	1	2	1	2	0	2	2	1	0	0	1	0	8	
CENTRAL ARKANSAS	10	3	4	0	1	0	0	1	2	3	0	1	0	0	0	6	
GEORGIA	2	0	1	0	1	0	0	0	0	0	0	0	0	0	0	0	0
at Kentucky	6	0	4	0	3	0	0	0	2	2	2	0	0	0	0	0	0
SOUTH CAROLINA	Did Not Play																
at Alabama	2	0	0	0	0	0	0	0	0	0	0	0	0	1	0	0	0
FLORIDA	5	0	1	0	0	0	0	0	1	1	0	0	0	0	0	0	0
at Texas A&M	12	1	3	1	3	0	2	2	4	6	1	1	0	1	0	3	
at South Carolina	15	0	1	0	1	0	0	0	2	2	0	0	0	1	0	0	0
ARKANSAS	14	2	6	1	2	1	2	1	0	1	3	0	1	0	0	6	
at Vanderbilt																	
TEXAS A&M																	
MISSISSIPPI STATE																	
at Ole Miss																	
TENNESSEE																	
at Arkansas																	
at Florida																	
OLE MISS																	
AUBURN																	
at LSU																	



5 JOHN TONJE

@johnntonje1

@johnntonje

Graduate | Guard | 6-6 | 215 | North Omaha, Neb. | Colorado State

CAREER STATISTICS

Season	GP-GS	Min/Avg	FG	FGA	FG%	3FG	3FGA	3P%	FTM	FTA	FT%	O	D	REB	AVG	PF	FO	AST	TO	BLK	STL	PTS	AVG
2019-20	31- 0	263/8.5	35	76	46.1	20	46	43.5	21	31	67.7	5	27	32	1.0	28	0	10	15	0	5	111	3.6
2020-21	28- 1	564/20.1	56	144	38.9	25	80	31.3	48	56	85.7	19	63	82	2.9	43	0	23	32	5	12	185	6.6
2021-22	30-12	759/25.3	89	189	46.1	32	88	36.4	64	78	82.1	18	73	91	3.0	50	0	26	31	6	12	274	9.1
2022-23	33-33	1032/31.3	157	332	47.3	61	157	38.9	106	130	81.5	22	132	154	4.7	55	0	43	61	11	25	481	14.6
2023-24	8- 4	78/9.7	6	12	50.0	2	6	33.3	7	7	100.0	1	6	7	0.9	7	0	3	6	1	2	21	2.6
TOTAL	130-50	2695/20.7	343	757	45.3	140	377	37.1	246	302	81.5	65	301	366	2.8	183	0	105	145	23	56	1072	8.2

2023-24 NOTES

- Announced on Jan. 16 that he is out for the remainder of the season with a foot injury.
- Played for the Cameroon National Team in August 2023 during the FIBA Olympic Pre-Qualifying Tournament in Nigeria, helping the team to a 4-0 record and advance to the final rounds of the qualifying tournament for Paris 2024.

PERSONAL

BIRTHDAY

August 23, 2001

CAREER AMBITIONS

Investments

SEASON & CAREER BESTS

POINTS

S: 5, 2x (last vs. Jackson St, 11/19/23)

C: 31, vs. Oral Roberts, 11/9/21

REBOUNDS

S: 3, vs. SIUE, 11/13/23

C: 13, vs. Penn State, 11/20/22

ASSISTS

S: 1, 2x (last vs. Seton Hall, 12/17/23)

C: 4, 3x (last vs. Utah State, 2/4/23)

BLOCKED SHOTS

S: 1, vs. SIUE, 11/13/23

C: 2, 2x (last vs San Diego St, 1/18/23)

STEALS

S: 1, 2x (last vs. S Carolina, 1/13/23)

C: 3, vs. Weber State, 11/14/22

MINUTES

S: 18, vs. SIUE, 11/13/23

C: 36, 5x (last at Fresno St., 2/18/23)

FIELD GOALS MADE

S: 2, at Minnesota, 11/16/23

C: 10, vs. Oral Roberts, 11/9/21

3-POINT FIELD GOALS MADE

S: 1 2x (last vs. Jackson St, 11/19/23)

C: 5, vs. Peru State, 12/11/22

FREE THROWS MADE

S: 2, 3x (last at Kentucky, 1/9/23)

C: 8, 2x (last vs. Wyoming, 2/24/23)

MISCELLANEOUS

SEASON CAREER

Led MU in Points	0	0
Led MU in Rebounds	0	0
Led MU in Assists	0	0
20+ Points	0	9
10+ Points	0	49
10+ Rebounds	0	1
5+ Assists	0	0
Double-Doubles	0	1

2023-24 GAME-BY-GAME STATISTICS

Opponent	GS	Min	FG	FGA	3FG	3FGA	FT	FTA	OFF	DEF	REB	PF	AST	TO	STL	BLK	PTS
ARKANSAS-PINE BLUFF																	
MEMPHIS		2	1	1	0	0	0	0	0	1	1	0	0	1	0	0	2
SIU EDWARDSVILLE	*	18	1	5	1	4	2	2	0	3	3	2	1	0	0	1	5
at Minnesota	*	11	2	2	0	0	0	0	0	0	0	1	0	1	0	0	4
JACKSON STATE	*	7	1	1	1	1	2	2	0	0	0	1	0	1	1	0	5
SOUTH CAROLINA STATE	*	7	0	1	0	1	0	0	0	0	0	0	0	1	0	0	0
LOYOLA MARYLAND																	
at Pittsburgh																	
WICHITA STATE																	
at Kansas																	
vs. Seton Hall		8	1	1	0	0	1	1	0	0	0	1	1	1	0	0	3
vs. Illinois																	
CENTRAL ARKANSAS																	
GEORGIA																	
at Kentucky		12	0	0	0	0	2	2	0	2	2	2	0	1	0	0	2
SOUTH CAROLINA		12	0	1	0	0	0	0	1	0	1	0	1	0	1	0	0
at Alabama																	
FLORIDA																	
at Texas A&M																	
at South Carolina																	
ARKANSAS																	
at Vanderbilt																	
TEXAS A&M																	
MISSISSIPPI STATE																	
at Ole Miss																	
TENNESSEE																	
at Arkansas																	
at Florida																	
OLE MISS																	
AUBURN																	
at LSU																	



10 NICK HONOR

@NickHonor3

@nickhonor3

Graduate | Guard | 5-10 | 200 | Orlando, Fla. | Clemson

CAREER STATISTICS

Season	GP-GS	Min/Avg	FG	FGA	FG%	3FG	3FGA	3P%	FTM	FTA	FT%	O	D	REB	AVG	PF	FO	AST	TO	BLK	STL	PTS	AVG
2018-19	32-32	1154/36.1	174	467	37.3	70	211	33.2	71	87	81.6	18	58	76	2.4	60	0	95	54	0	28	489	15.3
2020-21	24-10	560/23.3	69	176	39.2	40	109	36.7	17	23	73.9	8	22	30	1.3	34	0	53	24	1	32	195	8.1
2021-22	33-25	839/25.4	90	228	39.5	37	114	32.5	38	42	90.5	9	36	45	1.4	43	1	79	31	2	28	255	7.7
2022-23	35-35	1045/29.9	87	216	40.3	55	138	39.9	49	56	87.5	13	43	56	1.6	61	0	103	33	0	54	278	7.9
2023-24	21-21	646/30.8	69	184	37.5	46	113	40.7	31	38	81.6	8	19	27	1.3	41	0	38	27	2	17	215	10.2
TOTAL	145-123	4245/29.3	489	1271	38.5	248	685	36.2	206	246	83.7	56	178	234	1.6	239	1	369	169	5	159	1432	9.9

PERSONAL

BIRTHDAY

October 3, 1999

CAREER AMBITIONS

Coaching

SEASON & CAREER BESTS

POINTS

S: 18, 2x (last at Alabama, 1/16/24)

C: 30, vs. Rutgers, 12/8/18

REBOUNDS

S: 4, vs. Arkansas-Pine Bluff, 11/6/23

C: 6, vs. George Washington, 3/6/19

ASSISTS

S: 5, 2x (last vs. Central Ark., 12/30/23)

C: 7, 3x (last vs. Kentucky, 12/28/22)

BLOCKED SHOTS

S: 1, 2x (last vs. Loyola, 11/25/23)

C: 1, 5x (last vs. Loyola, 11/25/23)

STEALS

S: 3, vs. South Carolina, 1/13/23

C: 5, vs. Wofford, 11/12/21

MINUTES

S: 38, vs. South Carolina, 1/13/24

C: 45, at Rhode Island, 2/16/19

FIELD GOALS MADE

S: 6, 3x (last vs. Jackson St, 11/19/23)

C: 10, vs. Rutgers, 12/8/18

3-POINT FIELD GOALS MADE

S: 4, 5x (last at Alabama, 1/16/24)

C: 6, at St. Bonaventure, 1/12/19

FREE THROWS MADE

S: 4, 3x (last vs. Florida, 1/20/24)

C: 7, 2x (last vs. S Indiana, 11/7/22)

MISCELLANEOUS

	SEASON	CAREER
Led MU in Points	2	4
Led MU in Rebounds	0	0
Led MU in Assists	3	14
30+ Points	0	1
20+ Points	0	6
10+ Points	10	71
10+ Rebounds	0	0
5+ Assists	2	21
Double-Doubles	0	0

CAREER HONORS

- 2022 Orange Bowl Basketball Classic MVP
- 2019 Atlantic 10 All-Rookie Team

2023-24 NOTES

- Team captain for the second-straight season.
- Leads Mizzou in 2023-24 with 46 made 3-pointers, while ranking fourth with 10.2 points per game.
- Ranks 10th in the SEC and 186th nationally with 2.19 makes per game.
- Ranks 46th among active players nationally with 248 career made 3-pointers.
- Broke out of a mini slump on Jan. 16 and has made 12-of-25 triples the last five games after making just 0.8 triples and 19.0 percent in his previous five games.
- The top returning 3-point shooter in the SEC, having connected on 39.9 percent of his attempts last season.

2023-24 GAME-BY-GAME STATISTICS

Opponent	GS	Min	FG	FGA	3FG	3FGA	FT	FTA	OFF	DEF	REB	PF	AST	TO	STL	BLK	PTS
ARKANSAS-PINE BLUFF	*	32	6	14	4	10	2	2	2	2	4	2	5	3	1	0	18
MEMPHIS	*	31	3	6	2	3	0	0	0	2	2	1	1	1	1	0	8
SIU EDWARDSVILLE	*	22	2	5	1	2	0	0	0	1	1	0	1	1	0	0	5
at Minnesota	*	30	6	12	4	6	0	0	0	1	1	1	1	3	0	0	16
JACKSON STATE	*	30	6	12	3	9	2	3	1	1	2	1	2	2	1	1	17
SOUTH CAROLINA STATE	*	28	5	11	4	7	0	0	1	0	1	0	3	1	2	0	14
LOYOLA MARYLAND	*	30	4	8	3	5	2	2	0	1	1	1	1	0	1	1	13
at Pittsburgh	*	23	0	6	0	3	0	1	1	0	1	4	4	1	0	0	0
WICHITA STATE	*	30	5	12	3	8	2	2	0	0	0	1	1	1	1	0	15
at Kansas	*	35	5	14	4	8	3	4	0	1	1	3	2	3	2	0	17
vs. Seton Hall	*	36	4	9	2	6	4	4	0	1	1	1	2	1	0	0	14
vs. Illinois	*	27	2	8	0	2	0	0	0	1	1	4	0	2	0	0	4
CENTRAL ARKANSAS	*	29	2	8	1	4	1	2	2	1	3	3	5	0	0	0	6
GEORGIA	*	37	1	7	1	5	2	2	0	2	2	3	2	1	2	0	5
at Kentucky	*	34	2	10	2	8	2	2	0	0	0	3	2	2	1	0	8
SOUTH CAROLINA	*	38	2	7	0	2	1	2	0	1	1	0	2	1	3	0	5
at Alabama	*	32	5	11	4	9	4	6	0	0	0	3	1	0	1	0	18
FLORIDA	*	31	2	5	2	3	4	4	0	2	2	1	2	0	0	0	10
at Texas A&M	*	29	2	9	2	8	2	2	0	0	0	4	1	1	0	0	8
at South Carolina	*	35	3	6	2	3	0	0	0	1	1	2	0	2	1	0	8
ARKANSAS	*	29	2	4	2	2	0	0	1	0	1	3	1	1	0	0	6
at Vanderbilt																	
TEXAS A&M																	
MISSISSIPPI STATE																	
at Ole Miss																	
TENNESSEE																	
at Arkansas																	
at Florida																	
OLE MISS																	
AUBURN																	
at LSU																	



11 TRENT PIERCE

@trentpierce22

@trentpierce22

Freshman | Forward | 6-10 | 210 | Tulsa, Okla. | AZ Compass Prep

CAREER STATISTICS

Season	GP-GS	Min/Avg	FG	FGA	FG%	3FG	3FGA	3P%	FTM	FTA	FT%	O	D	REB	AVG	PF	FO	AST	TO	BLK	STL	PTS	AVG
2023-24	16-2	104/6.5	13	35	37.1	4	22	18.2	1	6	16.7	2	18	20	1.3	17	0	1	7	4	6	31	1.9

2023-24 NOTES

- Missed Mizzou's last two games with an illness.
- Tallied a season-best 12 points in his first collegiate start against No. 13 Illinois (Dec. 22).
- Scored his first five collegiate points during Missouri's 31-9 run to finish the game at Minnesota and rally from 20 points down (Nov. 16).
- One of five freshman on the roster that ranked as high as the No. 23 Class in the nation by Rivals.
- Named the nation's No. 60 recruit by ESPN – Mizzou's highest-ranked player since 2017.

PERSONAL

BIRTHDAY

October 22, 2004

CAREER AMBITIONS

Engineering

CAREER BESTS

POINTS

12, vs. Illinois, 12/22

REBOUNDS

4, vs. Illinois, 12/22

ASSISTS

1, at Minnesota, 11/16/23

BLOCKED SHOTS

1, 4x (last vs. Illinois, 12/22)

STEALS

2, 2x (last vs. Central Ark., 12/30/23)

MINUTES

20, vs. Illinois, 12/22

FIELD GOALS MADE

5, vs. Illinois, 12/22

3-POINT FIELD GOALS MADE

2, vs. Seton Hall, 12/17/23

FREE THROWS MADE

1, vs. Illinois, 12/22

MISCELLANEOUS

	SEASON	CAREER
Led MU in Points	0	0
Led MU in Rebounds	0	0
Led MU in Assists	0	0
20+ Points	0	0
10+ Points	1	1
10+ Rebounds	0	0
5+ Assists	0	0
Double-Doubles	0	0

2023-24 GAME-BY-GAME STATISTICS

Opponent	GS	Min	FG	FGA	3FG	3FGA	FT	FTA	OFF	DEF	REB	PF	AST	TO	STL	BLK	PTS
ARKANSAS-PINE BLUFF	7	0	1	0	1	0	0	0	0	0	0	0	0	0	0	1	0
MEMPHIS	5	0	3	0	3	0	0	0	1	1	1	1	0	1	0	1	0
SIU EDWARDSVILLE	2	0	0	0	0	0	0	0	0	0	0	0	0	2	0	0	0
at Minnesota	9	2	4	1	2	0	1	1	1	2	0	1	0	0	0	0	5
JACKSON STATE	0+	0	0	0	0	0	0	0	0	0	0	0	0	0	0	0	0
SOUTH CAROLINA STATE	Did Not Play																
LOYOLA MARYLAND	5	0	1	0	1	0	0	0	1	1	2	0	0	0	1	0	0
at Pittsburgh	4	0	1	0	1	0	2	0	0	0	0	0	0	0	0	0	0
WICHITA STATE	6	0	1	0	1	0	0	0	1	1	0	0	0	0	0	0	0
at Kansas	11	0	2	0	2	0	0	0	2	2	1	0	2	0	0	0	0
vs. Seton Hall	6	3	3	2	2	0	0	0	1	1	4	0	0	0	1	1	8
vs. Illinois	*	20	5	9	1	4	1	2	1	3	4	2	0	0	2	1	12
CENTRAL ARKANSAS	*	10	2	5	0	2	0	1	0	2	2	0	0	2	2	0	4
GEORGIA	2	0	1	0	1	0	0	0	0	1	1	2	0	0	0	0	0
at Kentucky	Did Not Play																
SOUTH CAROLINA	Did Not Play																
at Alabama	7	0	1	0	1	0	0	0	2	2	3	0	0	0	0	0	0
FLORIDA	9	1	3	0	1	0	0	0	3	3	2	0	0	0	0	0	2
at Texas A&M	1	0	0	0	0	0	0	0	0	0	0	0	0	0	0	0	0
at South Carolina	Did Not Play																
ARKANSAS	Did Not Play																
at Vanderbilt																	
TEXAS A&M																	
MISSISSIPPI STATE																	
at Ole Miss																	
TENNESSEE																	
at Arkansas																	
at Florida																	
OLE MISS																	
AUBURN																	
at LSU																	



13 JESUS CARRALERO MARTIN

@jmcarralerog
@jesuscarralero_12

Senior | Forward | 6-7 | 225 | Málaga, Spain | Campbell

CAREER STATISTICS

Season	GP-GS	Min/Avg	FG	FGA	FG%	3FG	3FGA	3P%	FTM	FTA	FT%	O	D	REB	AVG	PF	FO	AST	TO	BLK	STL	PTS	AVG
2019-20	26- 1	370/14.2	51	112	45.5	11	41	26.8	20	33	60.6	16	44	60	2.3	48	1	42	44	16	8	133	5.1
2020-21	18- 5	336/18.7	52	104	50.0	3	20	15.0	18	29	62.1	11	43	54	3.0	46	3	49	36	4	17	125	6.9
2021-22	29-27	749/25.8	106	228	46.5	11	44	25.0	48	74	64.9	39	125	164	5.7	80	3	114	77	26	36	271	9.3
2022-23	5- 5	135/27.1	21	42	50.0	6	11	54.5	5	13	38.5	7	19	26	5.2	8	0	13	16	2	7	53	10.6
2023-24	17- 4	225/13.2	16	51	31.4	5	16	31.3	4	4	100.0	15	23	38	2.2	31	2	31	15	8	15	41	2.4
TOTAL	95-42	1816/19.1	246	537	45.8	36	132	27.3	95	153	62.1	88	254	342	3.6	213	9	249	188	56	83	623	6.6

2023-24 NOTES

- Missed Mizzou's last game with a foot contusion.
- Scored a season-best 10 points at Alabama (Jan. 16).
- Tallied a career-best four steals versus South Carolina to go with a complete box score of six points, five rebounds and four assists (Jan. 13).
- Tallied five assists in just 10 minutes in his Mizzou debut versus Arkansas-Pine Bluff (Nov. 6).
- One of six transfers on the 2023-24 roster, having played his first four seasons at Campbell.
- Missed all but five games last season with an injury.
- Only player in the Big South during the 2021-22 campaign to rank in the top 10 in rebounding (ninth), assists (fourth), steals (10th) and blocks (eighth), while also placing seventh in assist-to-turnover ratio.

2023-24 GAME-BY-GAME STATISTICS

Opponent	GS	Min	FG	FGA	3FG	3FGA	FT	FTA	OFF	DEF	REB	PF	AST	TO	STL	BLK	PTS
ARKANSAS-PINE BLUFF	*	10	0	1	0	0	0	0	0	1	1	3	5	1	1	1	0
MEMPHIS	*	14	0	5	0	1	0	0	3	1	4	3	3	2	2	1	0
SIU EDWARDSVILLE																	
at Minnesota		3	0	2	0	1	0	0	0	0	0	0	0	0	0	0	0
JACKSON STATE		18	1	2	1	1	0	0	3	4	7	3	6	0	0	0	3
SOUTH CAROLINA STATE		4	0	0	0	0	0	0	0	0	0	0	1	0	0	0	0
LOYOLA MARYLAND		6	1	3	0	1	0	0	0	0	0	0	0	1	1	0	2
at Pittsburgh																	
WICHITA STATE																	
at Kansas		3	0	0	0	0	0	0	0	0	0	0	0	0	0	1	0
vs. Seton Hall		17	3	7	0	1	2	2	2	1	3	2	0	0	1	0	8
vs. Illinois		10	1	2	1	1	0	0	1	1	2	2	0	0	0	0	3
CENTRAL ARKANSAS		11	0	1	0	0	0	0	0	1	1	2	3	1	1	0	0
GEORGIA		12	1	1	1	1	0	0	0	2	2	0	0	1	0	3	3
at Kentucky		19	2	4	0	0	0	0	0	2	2	4	4	1	0	1	4
SOUTH CAROLINA		25	2	6	0	2	2	2	2	3	5	5	4	0	4	0	6
at Alabama		18	4	7	2	2	0	0	1	2	3	5	0	2	1	0	10
FLORIDA		17	0	4	0	2	0	0	1	1	2	1	2	0	3	1	0
at Texas A&M	*	29	0	2	0	2	0	0	2	3	5	1	3	5	0	0	0
at South Carolina	*	9	1	4	0	1	0	0	0	1	1	0	0	1	1	0	2
ARKANSAS																	
at Vanderbilt																	
TEXAS A&M																	
MISSISSIPPI STATE																	
at Ole Miss																	
TENNESSEE																	
at Arkansas																	
at Florida																	
OLE MISS																	
AUBURN																	
at LSU																	

PERSONAL

BIRTHDAY

July 24, 2000

CAREER AMBITIONS

Computer science consulting

SEASON & CAREER BESTS

POINTS

S: 10, at Alabama, 1/16/24

C: 19, 2x (last at VCU, 12/4/21)

REBOUNDS

S: 7, vs. Jackson State, 11/19/23

C: 13, vs. Presbyterian, 3/2/22

ASSISTS

S: 6, vs. Jackson State, 11/19/23

C: 8, 2x (last vs. Presbyterian, 3/2/22)

BLOCKED SHOTS

S: 3, vs. Georgia, 1/6/23

C: 3, 5x (last vs. Georgia, 1/6/23)

STEALS

S: 4, vs. South Carolina, 1/13/23

C: 4, vs. South Carolina, 1/13/23

MINUTES

S: 25, vs. South Carolina, 1/13/23

C: 36, 2x (last vs. Presbyterian, 3/2/22)

FIELD GOALS MADE

S: 4, at Alabama, 1/16/24

C: 8, at VCU, 12/4/21

3-POINT FIELD GOALS MADE

S: 2, at Alabama, 1/16/24

C: 2, 4x (last at Alabama, 1/16/24)

FREE THROWS MADE

S: 2, 2x (last vs. S Carolina, 1/13/23)

C: 8, vs. Presbyterian, 3/22/22

MISCELLANEOUS

	SEASON	CAREER
Led MU in Points	0	0
Led MU in Rebounds	1	1
Led MU in Assists	5	5
20+ Points	0	0
10+ Points	1	27
10+ Rebounds	0	2
5+ Assists	2	20
Double-Doubles	0	2



14 ANTHONY ROBINSON II

@anklebully_ant
 @anklebully_ant

Freshman | Guard | 6-2 | 175 | Tallahassee, Fla. | Florida State University High School

CAREER STATISTICS

Season	GP-GS	Min/Avg	FG	FGA	FG%	3FG	3FGA	3P%	FTM	FTA	FT%	O	D	REB	AVG	PF	FO	AST	TO	BLK	STL	PTS	AVG
2023-24	19-0	271/14.2	26	70	37.1	7	31	22.6	23	32	71.9	13	24	37	1.9	37	0	23	11	6	30	82	4.3

2023-24 NOTES

- Leads Mizzou with 30 steals.
- Tallied a career-best five steals versus Loyola Maryland (Nov. 25).
- Recorded a game-high five assists in the win against SIU Edwardsville (Nov. 13).
- Scored in double figures in two-straight games against South Carolina State (Nov. 22) and Loyola Maryland (Nov. 25) – the first Tigers freshman with two-straight 10-plus point games since Kobe Brown in 2019-20.
- One of five freshman on the roster that ranked as high as the No. 23 Class in the nation by Rivals.
- Finished as the all-time winningest player in Florida high school history for boys basketball.

PERSONAL

BIRTHDAY

January 5, 2005

CAREER AMBITIONS

Entrepreneur

CAREER BESTS

POINTS

10, 3x (last vs. Arkansas, 1/31/24)

REBOUNDS

6, vs. Illinois, 12/22

ASSISTS

5, vs. SIUE, 11/13/23

BLOCKED SHOTS

2, vs. SIUE, 11/13/23

STEALS

5, vs. Loyola, 11/25/23

MINUTES

25, vs. Central Arkansas, 12/30/23

FIELD GOALS MADE

4, vs. South Carolina St, 11/22/23

3-POINT FIELD GOALS MADE

2, vs. Arkansas, 1/31/24

FREE THROWS MADE

5, 2x (last vs. SIUE, 11/13/23)

MISCELLANEOUS

	SEASON	CAREER
Led MU in Points	0	0
Led MU in Rebounds	1	1
Led MU in Assists	2	2
20+ Points	0	0
10+ Points	3	3
10+ Rebounds	0	0
5+ Assists	1	1
Double-Doubles	0	0

2023-24 GAME-BY-GAME STATISTICS

Opponent	GS	Min	FG	FGA	3FG	3FGA	FT	FTA	OFF	DEF	REB	PF	AST	TO	STL	BLK	PTS
ARKANSAS-PINE BLUFF	14	1	3	0	1	0	0	0	0	0	0	2	2	1	0	1	2
MEMPHIS	10	0	2	0	2	5	5	0	3	3	1	0	0	0	0	0	5
SIU EDWARDSVILLE	19	0	3	0	2	5	6	2	1	3	3	5	0	0	0	2	5
at Minnesota	11	2	3	1	2	0	0	0	0	0	0	2	0	1	0	0	5
JACKSON STATE	21	2	3	0	0	1	2	1	2	3	4	4	4	4	0	0	5
SOUTH CAROLINA STATE	17	4	4	1	1	1	2	1	2	3	3	2	0	2	1	10	
LOYOLA MARYLAND	22	3	6	1	2	3	4	1	4	5	2	1	1	5	0	10	
at Pittsburgh	13	2	5	0	2	1	1	1	1	2	1	1	0	3	0	5	
WICHITA STATE	14	2	5	0	2	0	0	0	2	2	2	0	1	2	0	4	
at Kansas	8	1	3	0	0	0	0	0	0	0	0	2	0	0	2	0	2
vs. Seton Hall	7	1	3	1	2	0	0	0	1	1	2	1	0	0	0	0	3
vs. Illinois	16	1	5	0	0	3	4	2	4	6	2	2	0	1	0	5	
CENTRAL ARKANSAS	25	1	7	0	3	1	2	2	3	5	3	2	1	3	1	3	
GEORGIA	2	0	0	0	0	0	0	0	0	1	1	1	0	0	1	0	0
at Kentucky	Did Not Play																
SOUTH CAROLINA	10	1	2	1	2	0	2	1	0	1	1	0	1	0	0	0	3
at Alabama	17	2	4	0	1	1	2	2	0	2	2	0	1	1	0	5	
FLORIDA	13	0	1	0	1	0	0	0	0	0	2	0	1	1	0	0	
at Texas A&M	11	0	4	0	3	0	0	0	0	0	1	0	0	1	1	0	0
at South Carolina	Did Not Play																
ARKANSAS	19	3	7	2	5	2	2	0	0	0	3	1	0	3	0	10	
at Vanderbilt																	
TEXAS A&M																	
MISSISSIPPI STATE																	
at Ole Miss																	
TENNESSEE																	
at Arkansas																	
at Florida																	
OLE MISS																	
AUBURN																	
at LSU																	



23 AIDAN SHAW

@TheAidanShaw

@aidanxshaw

Sophomore | Forward | 6-8 | 205 | Overland Park, Kan. | Blue Valley High School

CAREER STATISTICS

Season	GP-GS	Min/Avg	FG	FGA	FG%	3FG	3FGA	3P%	FTM	FTA	FT%	O	D	REB	AVG	PF	FO	AST	TO	BLK	STL	PTS	AVG
2022-23	32-2	338/10.6	36	64	56.3	6	21	28.6	7	12	58.3	20	35	55	1.7	45	0	4	9	10	8	85	2.7
2023-24	21-7	327/15.6	32	48	66.7	0	2	0.0	6	16	37.5	25	50	75	3.6	43	2	9	18	28	7	70	3.3
TOTAL	53-9	665/12.6	68	112	60.7	6	23	26.1	13	28	46.4	45	85	130	2.5	88	2	13	27	38	15	155	2.9

2023-24 NOTES

- Tallied back-to-back games versus Central Arkansas (Dec. 30) and Georgia (Jan. 6) with 10-plus points after not doing so in his first 44 career games.
- Recorded a career-best 14 points versus the Bulldogs, making 7-of-8 field goals (Jan. 6).
- Ranks 127th nationally with 1.33 blocks per game, leading the country's 20th-ranked shot-blocking team.
- First player with two five-rejection games in the same season since 2017-18, doing so against Arkansas-Pine Bluff (Nov. 6) and South Carolina State (Nov. 22).
- Also added a career-best nine rebounds in the win over Arkansas-Pine Bluff (Nov. 6).

PERSONAL

BIRTHDAY

September 17, 2003

CAREER AMBITIONS

Architecture business

CAREER BESTS

POINTS

S: 14, vs. Georgia, 1/6/23

C: 14, vs. Georgia, 1/6/23

REBOUNDS

S: 9, vs. Arkansas-Pine Bluff, 11/6/23

C: 9, vs. Arkansas-Pine Bluff, 11/6/23

ASSISTS

S: 2, 2x (last vs. S Carolina, 1/13/23)

C: 2, 3x (last vs. S Carolina, 1/13/23)

BLOCKED SHOTS

S: 5, 2x (last vs. S Carolina St, 11/22/23)

C: 5, 2x (last vs. S Carolina St, 11/22/23)

STEALS

S: 2, 2x (last vs. Illinois, 12/22)

C: 2, 2x (last vs. Illinois, 12/22)

MINUTES

S: 26, vs. Georgia, 1/6/23

C: 26, vs. Georgia, 1/6/23

FIELD GOALS MADE

S: 7, vs. Georgia, 1/6/23

C: 7, vs. Georgia, 1/6/23

3-POINT FIELD GOALS MADE

S: n/a

C: 2, vs. Arkansas, 1/18/23

FREE THROWS MADE

S: 2, at Alabama, 1/16/24

C: 2, 3x (last at Alabama, 1/16/24)

MISCELLANEOUS

	SEASON	CAREER
Led MU in Points	0	0
Led MU in Rebounds	4	6
Led MU in Assists	0	0
20+ Points	0	0
10+ Points	2	2
10+ Rebounds	0	0
5+ Assists	0	0
Double-Doubles	0	0

2023-24 GAME-BY-GAME STATISTICS

Opponent	GS	Min	FG	FGA	3FG	3FGA	FT	FTA	OFF	DEF	REB	PF	AST	TO	STL	BLK	PTS
ARKANSAS-PINE BLUFF		23	3	4	0	0	1	2	2	7	9	5	0	2	2	5	7
MEMPHIS		16	1	2	0	0	0	0	0	3	3	3	0	1	0	1	2
SIU EDWARDSVILLE		13	3	3	0	0	1	2	1	4	5	2	0	0	1	0	7
at Minnesota		18	0	0	0	0	0	0	0	3	3	2	0	1	1	4	0
JACKSON STATE		10	1	3	0	0	0	0	0	1	1	1	0	2	0	1	2
SOUTH CAROLINA STATE		23	3	3	0	0	0	0	3	4	7	1	0	3	0	5	6
LOYOLA MARYLAND		14	0	0	0	0	0	0	0	2	2	1	0	0	0	0	0
at Pittsburgh	*	20	2	2	0	0	0	0	1	3	4	2	0	0	0	1	4
WICHITA STATE	*	13	0	1	0	1	0	0	3	2	5	4	2	0	0	3	0
at Kansas	*	22	2	4	0	0	0	0	2	1	3	2	0	0	1	2	4
vs. Seton Hall	*	13	0	1	0	0	0	0	1	1	2	2	1	1	0	0	0
vs. Illinois		13	1	1	0	0	0	2	0	2	2	5	1	0	2	1	2
CENTRAL ARKANSAS		17	5	6	0	0	0	0	3	2	5	3	1	3	0	1	10
GEORGIA	*	26	7	8	0	0	0	0	3	3	6	1	0	2	0	1	14
at Kentucky	*	16	1	3	0	1	0	0	1	1	2	1	0	0	0	2	2
SOUTH CAROLINA	*	14	0	1	0	0	0	0	3	1	4	1	2	0	0	0	0
at Alabama		15	0	1	0	0	2	4	1	2	3	1	1	0	0	0	2
FLORIDA		14	0	0	0	0	1	4	0	4	4	1	1	0	0	0	1
at Texas A&M		5	0	0	0	0	0	0	0	1	1	1	0	1	0	0	0
at South Carolina		9	1	1	0	0	1	2	1	2	3	2	0	2	0	1	3
ARKANSAS		13	2	4	0	0	0	0	0	1	1	2	0	0	0	0	4
at Vanderbilt																	
TEXAS A&M																	
MISSISSIPPI STATE																	
at Ole Miss																	
TENNESSEE																	
at Arkansas																	
at Florida																	
OLE MISS																	
AUBURN																	
at LSU																	



31 CALEB GRILL

@caleb_grill0

@calebgrill3

Graduate | Guard | 6-3 | 215 | Wichita, Kan. | Iowa State

CAREER STATISTICS

Season	GP-GS	Min/Avg	FG	FGA	FG%	3FG	3FGA	3P%	FTM	FTA	FT%	O	D	REB	AVG	PF	FO	AST	TO	BLK	STL	PTS	AVG
2019-20	29- 2	399/13.7	22	70	31.4	13	52	25.0	4	7	57.1	8	40	48	1.7	35	0	17	16	2	14	61	2.1
2020-21	27-27	898/33.3	86	217	39.6	55	161	34.2	20	31	64.5	7	80	87	3.2	55	1	61	37	3	37	247	9.1
2021-22	35- 0	844/24.1	79	202	39.1	57	164	34.8	10	16	62.5	14	76	90	2.6	71	1	53	21	6	35	225	6.4
2022-23	25-22	780/31.2	72	183	39.3	53	144	36.8	40	52	76.9	11	88	99	4.0	52	1	35	38	1	31	237	9.5
2023-24	9- 5	200/22.2	24	66	36.4	14	48	29.2	14	17	82.4	12	40	52	5.8	17	0	13	7	2	10	76	8.4
TOTAL	125-56	3121/25.0	283	738	38.3	192	569	33.7	88	123	71.5	52	324	376	3.0	230	3	179	119	14	127	846	6.8

2023-24 NOTES

- Suffered a wrist injury on Dec. 3 versus Wichita State – missing the last 12 contests (Tigers are 7-2 with him in the lineup but 1-11 without).
- Ranks first on the team with 5.8 rebounds and fifth with 8.4 points.
- Recorded his second collegiate double-double with 13 points and 10 versus Wichita State (Dec. 3).
- Matched his career high with 10 rebounds against Memphis (Nov. 10) and Wichita State (Dec. 3).
- One of six transfers on the 2023-24 roster, having played at Iowa State (2019-20, 2021-23) and UNLV (2020-21) previously.
- Led Iowa State with a 36.8 percent clip from 3-point range last season, while finishing second with 53 triples made. Also led Iowa State with 57 made 3-pointers in 2021-22 as the Cyclones advanced to the Sweet 16.
- Highlight of his tenure with the Cyclones was scoring 31 points with seven made 3-pointers in a win against No. 1 North Carolina (Nov. 25, 2002).

2023-24 GAME-BY-GAME STATISTICS

Opponent	GS	Min	FG	FGA	3FG	3FGA	FT	FTA	OFF	DEF	REB	PF	AST	TO	STL	BLK	PTS
ARKANSAS-PINE BLUFF	*	23	3	8	1	6	8	9	1	6	7	1	0	1	1	0	15
MEMPHIS	*	29	2	12	1	9	1	2	1	9	10	1	1	1	4	0	6
SIU EDWARDSVILLE	*	23	2	3	2	2	0	0	0	5	5	4	4	1	1	0	6
at Minnesota	*	17	1	6	0	4	0	0	2	2	4	4	4	0	0	1	2
JACKSON STATE		24	5	8	3	6	2	2	1	6	7	3	1	2	1	1	15
SOUTH CAROLINA STATE		6	0	4	0	3	0	0	0	0	0	0	0	0	0	0	0
LOYOLA MARYLAND	*	27	3	9	2	7	1	2	3	1	4	1	1	1	1	0	9
at Pittsburgh		26	4	8	2	5	0	0	3	2	5	2	1	0	1	0	10
WICHITA STATE		25	4	8	3	6	2	2	1	9	10	1	1	1	1	0	13
at Kansas																	
vs. Seton Hall																	
vs. Illinois																	
CENTRAL ARKANSAS																	
GEORGIA																	
at Kentucky																	
SOUTH CAROLINA																	
at Alabama																	
FLORIDA																	
at Texas A&M																	
at South Carolina																	
ARKANSAS																	
at Vanderbilt																	
TEXAS A&M																	
MISSISSIPPI STATE																	
at Ole Miss																	
TENNESSEE																	
at Arkansas																	
at Florida																	
OLE MISS																	
AUBURN																	
at LSU																	

PERSONAL

BIRTHDAY

June 15, 2000

CAREER AMBITIONS

College coaching

SEASON & CAREER BESTS

POINTS

S: 15, 2x (last vs. Jackson St, 11/19/23)

C: 31, vs. North Carolina, 11/25/22

REBOUNDS

S: 10, 2x (last vs. Wichita St, 12/3/23)

C: 10, 4x (last vs. Wichita St, 12/3/23)

ASSISTS

S: 4, 2x (last at Minnesota, 11/16/23)

C: 7, at San Jose State, 2/21/21

BLOCKED SHOTS

S: 1, 2x (last vs. Jackson St, 11/19/23)

C: 2, vs. Kansas State, 2/12/22

STEALS

S: 4, vs. Memphis, 11/10/23

C: 5, vs. St. John's, 12/4/22

MINUTES

S: 29, vs. Memphis, 11/10/23

C: 39, 2x (last at Boise State, 2/13/21)

FIELD GOALS MADE

S: 5, vs. Jackson State, 11/19/23

C: 11, vs. North Carolina, 11/25/22

3-POINT FIELD GOALS MADE

S: 3, 2x (last vs. Wichita St, 12/3/23)

C: 8, at Texas Tech, 1/30/23

FREE THROWS MADE

S: 8, vs. Arkansas-Pine Bluff, 11/6/23

C: 8, vs. Arkansas-Pine Bluff, 11/6/23

MISCELLANEOUS

	SEASON	CAREER
Led MU in Points	0	0
Led MU in Rebounds	3	3
Led MU in Assists	1	1
30+ Points	0	1
20+ Points	0	5
10+ Points	3	33
10+ Rebounds	2	4
5+ Assists	0	4
Double-Doubles	1	2



35 NOAH CARTER



@noah3carter



@noah3carter

Graduate | Forward | 6-6 | 235 | Dubuque, Iowa | Northern Iowa

CAREER STATISTICS

Season	GP-GS	Min/Avg	FG	FGA	FG%	3FG	3FGA	3P%	FTM	FTA	FT%	O	D	REB	AVG	PF	FO	AST	TO	BLK	STL	PTS	AVG
2019-20	27- 0	222/8.2	43	78	55.1	20	49	40.8	9	11	81.8	11	35	46	1.7	14	0	4	8	2	4	115	4.3
2020-21	25-14	685/27.4	101	213	47.4	34	109	31.2	45	58	77.6	27	115	142	5.7	46	0	26	32	11	19	281	11.2
2021-22	32-21	853/26.7	170	353	48.2	40	134	29.9	100	126	79.4	19	113	132	4.1	65	0	58	44	12	19	480	15.0
2022-23	34-20	746/22.0	120	243	49.4	38	118	32.2	49	68	72.1	44	92	136	4.0	76	0	62	40	15	18	327	9.6
2023-24	21-19	562/26.7	85	209	40.7	27	94	28.7	47	62	75.8	22	85	107	5.1	50	0	29	23	15	19	244	11.6
TOTAL	139-74	3069/22.1	519	1096	47.4	159	504	31.5	250	325	76.9	123	440	563	4.1	251	0	179	147	55	79	1447	10.4

CAREER HONORS

2021-22 All-Missouri Valley Conference Second Team

2023-24 NOTES

- Team captain.
- Leads all active players on Mizzou with 5.1 rebounds per game, while placing third with 11.9 points.
- Tallied 20-plus points in two-straight games for the first time during his career with 20 at Kentucky (Jan. 9) and a season-best 23 points versus South Carolina (Jan. 13).
- Recorded his first double-double with the Tigers against SIUE, collecting 15 points and 10 rebounds (Nov. 13).

2023-24 GAME-BY-GAME STATISTICS

Opponent	GS	Min	FG	FGA	3FG	3FGA	FT	FTA	OFF	DEF	REB	PF	AST	TO	STL	BLK	PTS
ARKANSAS-PINE BLUFF	*	29	7	12	1	3	0	0	1	5	6	3	1	2	1	1	15
MEMPHIS	*	33	4	12	1	4	1	2	0	7	7	2	1	1	0	1	10
SIU EDWARDSVILLE	*	28	5	12	4	9	1	2	1	9	10	0	1	1	1	3	15
at Minnesota	*	31	5	10	2	5	1	1	1	5	6	2	2	1	2	2	13
JACKSON STATE	*	20	3	8	1	6	0	0	0	4	4	1	2	2	0	1	7
SOUTH CAROLINA STATE	*	23	4	7	0	1	5	5	2	4	6	4	3	1	0	4	13
LOYOLA MARYLAND	*	29	5	8	3	6	5	8	2	4	6	1	2	2	3	1	18
at Pittsburgh	*	28	5	9	1	2	2	2	0	8	8	4	2	1	0	0	13
WICHITA STATE	*	29	1	9	1	6	6	7	1	2	3	3	0	2	3	0	9
at Kansas	*	26	3	8	0	2	1	1	1	6	7	1	0	1	0	0	7
vs. Seton Hall	*	27	1	12	1	6	6	7	4	5	9	2	1	1	0	0	9
vs. Illinois	*	19	4	11	0	4	0	2	2	3	5	3	1	0	0	0	8
CENTRAL ARKANSAS	*	23	3	9	0	5	5	5	2	6	8	0	2	1	3	0	11
GEORGIA	*	35	4	10	3	4	2	2	0	3	3	3	3	2	0	1	13
at Kentucky	*	30	6	12	3	7	5	7	0	3	3	2	0	1	2	0	20
SOUTH CAROLINA	*	41	9	20	2	10	3	5	0	5	5	2	1	0	1	0	23
at Alabama	*	27	5	11	1	4	2	2	1	0	1	3	3	2	0	0	13
FLORIDA	*	25	3	8	0	3	0	0	0	0	0	3	1	0	2	0	6
at Texas A&M		16	3	6	1	3	1	2	3	3	6	4	2	0	0	0	8
at South Carolina		27	3	10	0	1	1	2	0	2	2	4	1	1	0	0	7
ARKANSAS	*	16	2	5	2	3	0	0	1	1	2	3	0	1	1	1	6
at Vanderbilt																	
TEXAS A&M																	
MISSISSIPPI STATE																	
at Ole Miss																	
TENNESSEE																	
at Arkansas																	
at Florida																	
OLE MISS																	
AUBURN																	
at LSU																	

PERSONAL

BIRTHDAY

November 13, 2000

CAREER AMBITIONS

Professional fisherman

SEASON & CAREER BESTS

POINTS

S: 23, vs. South Carolina, 1/13/23

C: 33, at Valparaiso, 1/19/22

REBOUNDS

S: 10, vs. SIUE, 11/13/23

C: 13, vs. Indiana State, 2/7/21

ASSISTS

S: 3, 2x (last vs. Georgia, 1/6/23)

C: 6, vs. Utah State, 3/16/23

BLOCKED SHOTS

S: 4, vs. South Carolina St, 11/22/23

C: 4, vs. South Carolina St, 11/22/23

STEALS

S: 3, 3x (last vs. Central Ark., 12/30/23)

C: 4, vs. Valparaiso, 2/14/21

MINUTES

S: 41, vs. South Carolina, 1/13/23

C: 41, vs. South Carolina, 1/13/23

FIELD GOALS MADE

S: 9, vs. South Carolina, 1/13/23

C: 11, at Valparaiso, 1/19/22

3-POINT FIELD GOALS MADE

S: 4, vs. SIUE, 11/13/23

C: 9, vs. Western Kentucky, 11/25/20

FREE THROWS MADE

S: 6, 2x (last vs. Seton Hall, 12/17/23)

C: 9, at Drake, 2/5/22

MISCELLANEOUS

	SEASON	CAREER
Led MU in Points	3	6
Led MU in Rebounds	8	14
Led MU in Assists	0	4
30+ Points	0	1
20+ Points	2	18
10+ Points	12	67
10+ Rebounds	1	4
5+ Assists	0	5
Double-Doubles	1	4



45 MABOR MAJAK



@MaborMajak



@mabor_majak

Senior | Center | 7-2 | 245 | Juba, South Sudan | Cleveland State

CAREER STATISTICS

Season	GP-GS	Min/Avg	FG	FGA	FG%	3FG	3FGA	3P%	FTM	FTA	FT%	O	D	REB	AVG	PF	FO	AST	TO	BLK	STL	PTS	AVG
2020-21	12-0	64/5.3	3	10	30.0	0	0	0.0	3	3	100.0	5	4	9	0.8	17	1	0	6	1	1	9	0.8
2021-22	23-0	101/4.4	5	12	41.7	0	0	0.0	2	5	40.0	11	8	19	0.8	13	0	4	3	2	3	12	0.5
2022-23	8-0	20/2.6	0	1	0.0	0	0	0.0	1	2	50.0	2	1	3	0.4	4	0	0	2	1	0	1	0.1
2023-24	13-0	39/2.8	0	0	0.0	0	0	0.0	1	4	25.0	1	5	6	0.5	2	0	1	2	1	0	1	0.1
TOTAL	56-0	224/4.0	8	23	34.8	0	0	0.0	7	14	50.0	19	18	37	0.7	36	1	5	13	5	4	23	0.4

2023-24 NOTES

- Connected on a free throw and added four rebounds – matching a career high – in Mizzou's last game versus Arkansas (Jan. 31).
- Team captain.

PERSONAL

BIRTHDAY

August 27, 2000

CAREER AMBITIONS

Start a business

SEASON & CAREER BESTS

POINTS

S: 1, vs. Arkansas, 1/31/24

C: 6, vs. Penn St-Behrend, 11/27/21

REBOUNDS

S: 4, vs. Arkansas, 1/31/24

C: 4, 2x (last vs. Arkansas, 1/31/24)

ASSISTS

S: 1, vs. Wichita State, 12/3/23

C: 2, vs. IUPUI, 2/12/22

BLOCKED SHOTS

S: 1, vs. Arkansas, 1/31/24

C: 1, 5x (last vs. Arkansas, 1/31/24)

STEALS

S: n/a

C: 1, 4x (last vs. Wright State, 3/7/22)

MINUTES

S: 8, 2x (last vs. Arkansas, 1/31/24)

C: 18, at Ohio, 12/6/20

FIELD GOALS MADE

S: n/a

C: 2, 2x (last vs Penn St-Behrend, 11/27/21)

3-POINT FIELD GOALS MADE

S: n/a

C: n/a

FREE THROWS MADE

S: 1, vs. Arkansas, 1/31/24

C: 2, 2x (last vs Penn St-Behrend, 11/27/21)

MISCELLANEOUS

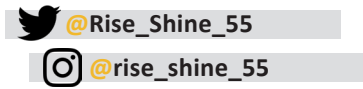
	SEASON	CAREER
Led MU in Points	0	0
Led MU in Rebounds	0	0
Led MU in Assists	0	0
20+ Points	0	0
10+ Points	0	0
10+ Rebounds	0	0
5+ Assists	0	0
Double-Doubles	0	0

2023-24 GAME-BY-GAME STATISTICS

Opponent	GS	Min	FG	FGA	3FG	3FGA	FT	FTA	OFF	DEF	REB	PF	AST	TO	STL	BLK	PTS
ARKANSAS-PINE BLUFF																	
MEMPHIS	2	0	0	0	0	0	0	0	0	0	0	0	0	0	0	0	0
SIU EDWARDSVILLE																	
at Minnesota																	
JACKSON STATE																	
SOUTH CAROLINA STATE	1	0	0	0	0	0	0	0	0	1	1	0	0	0	0	0	0
LOYOLA MARYLAND	1	0	0	0	0	0	0	0	0	0	0	0	0	0	0	0	0
at Pittsburgh	1	0	0	0	0	0	0	0	0	0	0	0	0	0	0	0	0
WICHITA STATE	5	0	0	0	0	0	0	0	0	0	0	0	1	0	0	0	0
at Kansas	2	0	0	0	0	0	0	0	0	0	0	0	0	0	0	0	0
vs. Seton Hall	3	0	0	0	0	0	0	0	0	0	0	0	0	0	0	0	0
vs. Illinois	2	0	0	0	0	0	0	0	0	0	0	0	0	0	0	0	0
CENTRAL ARKANSAS	1	0	0	0	0	0	0	0	0	0	0	0	0	0	0	0	0
GEORGIA																	
at Kentucky	8	0	0	0	0	0	0	2	0	1	1	1	0	1	0	0	0
SOUTH CAROLINA																	
at Alabama	4	0	0	0	0	0	0	0	0	0	0	0	0	0	0	0	0
FLORIDA	1	0	0	0	0	0	0	0	0	0	0	0	0	0	0	0	0
at Texas A&M																	
at South Carolina																	
ARKANSAS	8	0	0	0	0	0	1	2	1	3	4	1	0	1	0	1	1
at Vanderbilt																	
TEXAS A&M																	
MISSISSIPPI STATE																	
at Ole Miss																	
TENNESSEE																	
at Arkansas																	
at Florida																	
OLE MISS																	
AUBURN																	
at LSU																	



55 SEAN EAST II



Graduate | Guard | 6-3 | 180 | Louisville, Ky. | John A. Logan

CAREER STATISTICS

Season	GP-GS	Min/Avg	FG	FGA	FG%	3FG	3FGA	3P%	FTM	FTA	FT%	O	D	REB	AVG	PF	FO	AST	TO	BLK	STL	PTS	AVG
2019-20	31-20	872/28.1	106	266	39.8	26	81	32.1	50	64	78.1	21	56	77	2.5	67	1	153	83	1	34	288	9.3
2020-21	24-20	673/28.0	87	205	42.4	22	63	34.9	20	24	83.3	16	61	77	3.2	45	0	88	38	2	24	216	9.0
2022-23	35- 1	813/23.2	95	214	44.4	15	68	22.1	51	61	83.6	15	57	72	2.1	69	0	89	53	2	47	256	7.3
2023-24	21-21	702/33.4	125	239	52.3	26	56	46.4	59	70	84.3	11	63	74	3.5	51	2	86	58	4	27	335	16.0
TOTAL	111-62	3062/27.6	413	924	44.7	89	268	33.2	180	219	82.2	63	237	300	2.7	232	3	416	232	9	132	1095	9.9

2023-24 NOTES

- Team captain.
- Leads Mizzou with 16.0 points per game – nearly double his total entering the season (8.4).
- Aiming to become the sixth player in school history to average 15.0 points and 4.0 assists.
- Raised his season average by 8.7 points from last year – the highest increase in the SEC.
- One of two players to rank in the top 10 in the SEC in both points and assists, place eighth in scoring (16.0) and fifth in assists (4.1).
- Recorded seven 20-plus point games after doing so only twice in 90 games prior to the season.
- Also has three games of at least 20 points and six assists – the first Tiger to do so since Melvin Booker in 1993-94.
- Tallied a season-best 22 points to go with nine assists versus Wichita State – first Tiger with 20 points and nine assists in a game since Phil Pressey in 2013 (Dec. 3).
- Hit the game-winning basket versus Minnesota, completing an and-one with 9.9 seconds left as Missouri finished on a 31-9 to rally from 20-points down (Nov. 16).
- Tallied his 1,000th career point against Georgia (Jan. 6).

2023-24 GAME-BY-GAME STATISTICS

Opponent	GS	Min	FG	FGA	3FG	3FGA	FT	FTA	OFF	DEF	REB	PF	AST	TO	STL	BLK	PTS
ARKANSAS-PINE BLUFF	*	21	7	8	2	3	5	5	1	2	3	5	2	1	0	0	21
MEMPHIS	*	38	5	8	2	4	2	4	0	1	1	1	2	1	0	0	14
SIU EDWARDSVILLE	*	33	8	11	2	3	2	2	0	1	1	0	2	2	1	0	20
at Minnesota	*	33	4	12	0	0	1	1	1	1	2	1	3	1	3	0	9
JACKSON STATE	*	29	3	5	0	0	0	0	0	3	3	0	1	3	0	0	6
SOUTH CAROLINA STATE	*	34	8	13	1	3	4	4	1	1	2	1	4	3	2	0	21
LOYOLA MARYLAND	*	36	7	12	0	0	3	4	1	2	3	3	4	3	1	0	17
at Pittsburgh	*	34	7	13	3	4	4	6	0	5	5	4	4	5	1	0	21
WICHITA STATE	*	36	6	13	3	4	7	8	0	4	4	1	9	2	3	0	22
at Kansas	*	39	8	15	2	4	3	4	0	3	3	4	6	5	2	0	21
vs. Seton Hall	*	36	6	12	2	3	2	4	0	3	3	2	6	4	1	0	16
vs. Illinois	*	32	8	17	2	6	0	0	0	2	2	2	2	3	0	0	18
CENTRAL ARKANSAS	*	24	7	9	2	3	0	0	2	3	5	3	1	3	1	1	16
GEORGIA	*	40	9	20	0	2	0	0	2	4	6	2	8	0	2	1	18
at Kentucky	*	32	7	12	1	2	4	5	0	4	4	3	4	1	2	0	19
SOUTH CAROLINA	*	41	5	14	1	4	4	5	0	8	8	3	2	5	1	1	15
at Alabama	*	30	2	8	0	2	2	2	1	3	4	1	4	2	2	0	6
FLORIDA	*	26	2	7	0	1	2	2	1	3	4	5	3	3	2	0	6
at Texas A&M	*	34	6	11	2	4	3	3	0	2	2	4	5	4	1	0	17
at South Carolina	*	39	7	11	0	2	7	7	0	3	3	2	7	1	2	0	21
ARKANSAS	*	37	3	8	1	2	4	4	1	5	6	4	7	6	0	1	11
at Vanderbilt																	
TEXAS A&M																	
MISSISSIPPI STATE																	
at Ole Miss																	
TENNESSEE																	
at Arkansas																	
at Florida																	
OLE MISS																	
AUBURN																	
at LSU																	

PERSONAL

BIRTHDAY

November 17, 1999

CAREER AMBITIONS

Entrepreneur

SEASON & CAREER BESTS

POINTS

S: 22, vs. Wichita State, 12/3/23

C: 26, at Akron, 12/30/19

REBOUNDS

S: 8, vs. South Carolina, 1/13/23

C: 8, vs. South Carolina, 1/13/23

ASSISTS

S: 9, vs. Wichita State, 12/3/23

C: 9, 2x (last vs. Wichita St, 12/3/23)

BLOCKED SHOTS

S: 1, 4x (last vs. Arkansas, 1/31/24)

C: 1, 8x (last vs. Arkansas, 1/31/24)

STEALS

S: 3, 2x (last vs. Wichita St, 12/3/23)

C: 5, vs. Miss. Valley State, 11/20/22

MINUTES

S: 41, vs. South Carolina, 1/13/23

C: 41, 2x (last vs. S Carolina, 1/13/23)

FIELD GOALS MADE

S: 9, vs. Georgia, 1/6/23

C: 11, at Akron, 12/30/19

3-POINT FIELD GOALS MADE

S: 3, 2x (last vs. Wichita St, 12/3/23)

C: 3, 7x (last vs. Wichita St, 12/3/23)

FREE THROWS MADE

S: 7, 2x (last at S Carolina, 1/27/24)

C: 9, at La Salle, 3/4/20

MISCELLANEOUS

	SEASON	CAREER
Led MU in Points	11	13
Led MU in Rebounds	6	7
Led MU in Assists	13	25
20+ Points	7	9
10+ Points	17	52
10+ Rebounds	0	0
5+ Assists	8	41
Double-Doubles	0	0



75 CONNOR VANOVER

@Vanover_Connor

@cv_23

Graduate | Center | 7-5 | 230 | Little Rock, Ark. | Oral Roberts

CAREER STATISTICS

Season	GP-GS	Min/Avg	FG	FGA	FG%	3FG	3FGA	3P%	FTM	FTA	FT%	O	D	REB	AVG	PF	FO	AST	TO	BLK	STL	PTS	AVG
2018-19	28-15	491/17.5	83	177	46.9	27	76	35.5	16	24	66.7	21	62	83	3.0	38	0	5	18	35	7	209	7.5
2020-21	29-27	485/16.7	70	155	45.2	24	74	32.4	20	21	95.2	27	104	131	4.5	37	0	14	21	51	13	184	6.3
2021-22	15-10	115/7.7	22	51	43.1	1	13	7.7	14	17	82.4	12	19	31	2.1	4	0	4	3	9	2	59	3.9
2022-23	34-34	875/25.7	164	317	51.7	46	142	32.4	57	70	81.4	54	191	245	7.2	47	0	28	34	110	24	431	12.7
2023-24	18- 5	219/12.2	29	57	50.9	4	19	21.1	13	15	86.7	13	36	49	2.7	14	0	7	6	16	11	75	4.2
TOTAL	124-91	2185/17.6	368	757	48.6	102	324	31.5	120	147	81.6	127	412	539	4.3	140	0	58	82	221	57	958	7.7

PERSONAL

BIRTHDAY

June 23, 1999

CAREER AMBITIONS

Working in the sports industry

SEASON & CAREER BESTS

POINTS

S: 11, 2x (last vs. Central Ark., 12/30/23)

C: 24, at Stanford, 3/7/19

REBOUNDS

S: 7, 2x (last at S Carolina, 1/27/24)

C: 16, vs. North Texas, 11/28/20

ASSISTS

S: 1, 7x (last vs. Arkansas, 1/31/24)

C: 3, 2x (last vs North Dakota St, 3/7/23)

BLOCKED SHOTS

S: 2, 4x (last vs. S Carolina, 1/13/23)

C: 8, 2x (last at W Illinois, 2/11/23)

STEALS

S: 3, vs. Central Arkansas, 12/30/23

C: 3, 4x (last vs. Central Ark., 12/30/23)

MINUTES

S: 21, at Pittsburgh, 11/28/23

C: 34, 2x (last vs. Omaha, 1/28/23)

FIELD GOALS MADE

S: 4, 2x (last vs. Central Ark., 12/30/23)

C: 9, 4x (last vs North Dakota, 3/4/23)

3-POINT FIELD GOALS MADE

S: 1, 4x (last vs. Arkansas, 1/31/24)

C: 5, at Stanford, 3/7/19

FREE THROWS MADE

S: 5, at South Carolina, 1/27/24

C: 8, 2x (last vs Missouri St, 12/16/22)

MISCELLANEOUS

	SEASON	CAREER
Led MU in Points	0	0
Led MU in Rebounds	2	2
Led MU in Assists	0	0
20+ Points	0	5
10+ Points	2	43
10+ Rebounds	0	9
5+ Assists	0	0
Double-Doubles	0	7

CAREER HONORS

- 2022-23 Summit League Defensive Player of the Year
- 2022-23 Summit League Newcomer of the Year
- 2022-23 All-Summit League First Team

2023-24 NOTES

- Averaged 6.0 points and 5.5 rebounds the last two games.
- Ranks fourth nationally among active players with 221 blocks and 15th with 1.78 rejections per game.
- One of six transfers on the 2023-24 roster, having played last season at Oral Roberts with previous Power 6 experience in the SEC (Arkansas, 2020-22) and Pac-12 (California, 2018-19).
- First player in Mizzou history to wear a number six through nine, selecting 75 to represent his height.
- Tallest player in school history and tied with Ole Miss' Jamarion Sharp as the tallest player in the NCAA this season.
- Had more blocks individually (110) last year than Mizzou had as a team (95).

2023-24 GAME-BY-GAME STATISTICS

Opponent	GS	Min	FG	FGA	3FG	3FGA	FT	FTA	OFF	DEF	REB	PF	AST	TO	STL	BLK	PTS
ARKANSAS-PINE BLUFF																	
JACKSON STATE																	
MEMPHIS																	
SIU EDWARDSVILLE																	
at Minnesota	7	0	1	0	1	0	0	0	0	2	2	0	0	0	1	0	0
SOUTH CAROLINA STATE	*	3	1	2	0	1	0	0	0	2	2	0	0	0	0	0	2
LOYOLA MARYLAND	*	17	2	3	1	1	0	0	1	3	4	0	0	1	2	1	5
at Pittsburgh	21	3	8	0	2	0	0	3	4	7	0	1	0	1	2	6	
WICHITA STATE	17	3	4	1	2	4	4	0	2	2	3	1	0	0	1	11	
at Kansas	18	4	6	0	2	1	2	0	2	2	2	0	0	1	2	9	
vs. Seton Hall	11	2	2	0	0	0	0	1	0	1	0	1	1	0	0	4	
vs. Illinois	6	0	4	0	3	0	0	1	0	1	0	0	0	0	1	0	
CENTRAL ARKANSAS	16	4	5	0	1	3	3	2	0	2	1	0	1	3	1	11	
GEORGIA	6	0	2	0	1	0	0	0	0	0	1	0	0	0	0	0	
at Kentucky	14	2	4	0	1	0	0	1	3	4	1	1	0	1	2	4	
SOUTH CAROLINA	14	2	2	1	1	0	0	0	1	1	0	0	0	0	2	5	
at Alabama	*	9	1	1	0	0	0	0	2	2	0	0	0	1	0	2	
FLORIDA	*	12	1	1	0	0	0	0	3	3	1	1	1	0	1	2	
at Texas A&M	9	1	1	0	0	0	0	0	3	3	2	0	0	0	1	2	
at South Carolina	18	0	3	0	0	5	6	2	5	7	1	1	1	0	0	5	
ARKANSAS	14	3	5	1	2	0	0	2	2	4	2	1	1	0	1	7	
at Vanderbilt																	
TEXAS A&M																	
MISSISSIPPI STATE																	
at Ole Miss																	
TENNESSEE																	
at Arkansas																	
at Florida																	
OLE MISS																	
AUBURN																	
at LSU																	



12 JACKSON FRANCOIS

@JacksonFrancoi3
 @jacksonfrancoiss

Sophomore | Guard | 6-5 | 160 | Las Vegas, Nev. | Bishop Gorman High School

CAREER STATISTICS

Season	GP-GS	Min/Avg	FG	FGA	FG%	3FG	3FGA	3P%	FTM	FTA	FT%	O	D	REB	AVG	PF	FO	AST	TO	BLK	STL	PTS	AVG
2022-23	8-0	6/0.8	0	2	0.0	0	1	0.0	0	1	0.0	0	0	0	0.0	0	0	0	0	0	1	0	0.0
2023-24	2-0	3/1.5	0	1	0.0	0	1	0.0	0	0	0.0	0	0	0	0.0	0	0	0	0	0	0	0	0.0
TOTAL	10-0	9/0.9	0	3	0.0	0	2	0.0	0	1	0.0	0	0	0	0.0	0	0	0	0	0	1	0	0.0

2023-24 NOTES

- Son of Missouri Athletic Director, Desiree Reed-Francois.

CAREER BESTS

POINTS

n/a

REBOUNDS

n/a

ASSISTS

n/a


PERSONAL

BIRTHDAY

May 20, 2004

CAREER AMBITIONS

Athletic Director



15 DANNY STEPHENS

@dannystephens23
 @dannystephens235

Freshman | Guard | 6-6 | 210 | Bowen, Ill. | Southeastern High School

CAREER STATISTICS

Season	GP-GS	Min/Avg	FG	FGA	FG%	3FG	3FGA	3P%	FTM	FTA	FT%	O	D	REB	AVG	PF	FO	AST	TO	BLK	STL	PTS	AVG
2023-24	0-0	0/0.0	0	0	0.0	0	0	0.0	0	0	0.0	0	0	0	0.0	0	0	0	0	0	0	0	0.0

2023-24 NOTES

CAREER BESTS

POINTS

n/a

REBOUNDS

n/a

ASSISTS

n/a


PERSONAL

BIRTHDAY

November 9, 2004

CAREER AMBITIONS

Work on the family farm



33 JV BROWN

@_JVBrown_4
 @jvbrown4

Freshman | Guard | 6-5 | 195 | Los Angeles, Calif. | Rolling Hills Prep

CAREER STATISTICS

Season	GP-GS	Min/Avg	FG	FGA	FG%	3FG	3FGA	3P%	FTM	FTA	FT%	O	D	REB	AVG	PF	FO	AST	TO	BLK	STL	PTS	AVG
2023-24	0-0	0/0.0	0	0	0.0	0	0	0.0	0	0	0.0	0	0	0	0.0	0	0	0	0	0	0	0	0.0

2023-24 NOTES

CAREER BESTS

POINTS

n/a

REBOUNDS

n/a

ASSISTS

n/a

PERSONAL

BIRTHDAY

May 18, 2004

CAREER AMBITIONS

Start a business

Game Records

Record	Overall	Home	Away	Neutral
ALL GAMES	8-13	6-6	2-5	0-2
CONFERENCE	0-8	0-4	0-4	0-0
NON-CONFERENCE	8-5	6-2	2-1	0-2

Score by Periods

Team	1st	2nd	OT	TOT
Missouri	746	803	7	1556
Opponents	777	775	9	1561

Team Box Score

No.	Player				Total		3-Point		F-Throw		Rebounds											
		GP-GS	MIN	AVG	FG-FGA	FG%	3FG-3FGA	3FG%	FT-FTA	FT%	OFF	DEF	TOT	AVG	PF	DQ	A	TO	BLK	STL	PTS	AVG
55	EAST II, Sean	21-21	702:03	33.4	125-239	.523	26-56	.464	59-70	.843	11	63	74	3.5	51	2	86	58	4	27	335	16.0
2	BATES, Tamar	21-14	504:43	24.0	104-190	.547	23-51	.451	58-61	.951	18	29	47	2.2	47	0	25	28	4	16	289	13.8
35	CARTER, Noah	21-19	561:45	26.7	85-209	.407	27-94	.287	47-62	.758	22	85	107	5.1	50	0	29	23	15	19	244	11.6
10	HONOR, Nick	21-21	646:13	30.8	69-184	.375	46-113	.407	31-38	.816	8	19	27	1.3	41	0	39	27	2	17	215	10.2
31	GRILL, Caleb	9-5	199:57	22.2	24-66	.364	14-48	.292	14-17	.824	12	40	52	5.8	17	0	13	7	2	10	76	8.4
14	ROBINSON II, Anthony	19-0	270:34	14.2	26-70	.371	7-31	.226	23-32	.719	13	24	37	1.9	37	0	23	11	6	30	82	4.3
75	VANOVER, Connor	18-5	219:23	12.2	29-57	.509	4-19	.211	13-15	.867	13	36	49	2.7	14	0	7	6	16	11	75	4.2
23	SHAW, Aidan	21-7	327:14	15.6	32-48	.667	0-2	.000	6-16	.375	25	50	75	3.6	43	2	9	18	28	7	70	3.3
5	TONJE, John	8-4	77:39	9.7	6-12	.500	2-6	.333	7-7	1.000	1	6	7	0.9	7	0	3	6	1	2	21	2.6
13	CARRALERO MARTIN, Jesus	17-4	224:59	13.2	16-51	.314	5-16	.313	4-4	1.000	15	23	38	2.2	31	2	31	15	8	15	41	2.4
0	BUTLER, Jordan	19-3	180:28	9.5	14-35	.400	4-20	.200	6-12	.500	10	30	40	2.1	34	1	1	5	17	5	38	2.0
11	PIERCE, Trent	16-2	103:34	6.5	13-35	.371	4-22	.182	1-6	.167	2	18	20	1.3	17	0	1	7	4	6	31	1.9
4	LEWIS, Curt	19-0	151:34	8.0	14-45	.311	6-26	.231	2-6	.333	7	18	25	1.3	10	0	8	5	0	7	36	1.9
1	BROWN, Kaleb	2-0	12:37	6.3	1-3	.333	0-2	.000	0-0	.000	0	2	2	1.0	3	0	2	3	0	1	2	1.0
45	MAJAK, Mabor	13-0	38:32	3.0	0-0	.000	0-0	.000	1-4	.250	1	5	6	0.5	2	0	1	2	1	0	1	0.1
12	FRANCOIS, Jackson	3-0	03:45	1.2	0-1	.000	0-1	.000	0-0	.000	0	0	0	0.0	0	0	0	0	0	0	0	0.0
Team											39	28	67					16				
Total		21	4225		558-1245	.448	168-507	.331	272-350	.777	197	476	673	32.0	404	7	278	237	108	173	1556	74.1
Opponents		21	4225		520-1190	.437	161-474	.340	360-475	.758	247	530	777	37.0	346	3	276	286	62	128	1561	74.3

Team Statistics

	MIZ	OPP
Scoring	1556	1561
Points per game	74.1	74.3
Scoring margin	-0.2	-
Field goals-att	558-1245	520-1190
Field goal pct	.448	.437
3 point fg-att	168-507	161-474
3-point FG pct	.331	.340
3-pt FG made per game	8.0	7.7
Free throws-att	272-350	360-475
Free throw pct	.777	.758
F-Throws made per game	13.0	17.1
Rebounds	673	777
Rebounds per game	32.0	37.0
Rebounding margin	-5.0	-
Assists	278	276
Assists per game	13.2	13.1
Turnovers	237	286
Turnovers per game	11.3	13.6
Turnover margin	+2.3	-
Assist/turnover ratio	1.2	1.0
Steals	173	128
Steals per game	8.2	6.1
Blocks	108	62
Blocks per game	5.1	3.0
Winning streak	0	-
Home win streak	0	-
Attendance	132959	86496
Home games-Avg/Game	12-11080	7-12357
Neutral site-Avg/Game	-	2-12774

Team Results

Date	Opponent		Score	Att.
11/06/2023	Ark.-Pine Bluff	W	101-79	11486
11/10/2023	Memphis	L	55-70	15061
11/13/2023	SIUE	W	68-50	9656
11/16/2023	at Minnesota	W	70-68	7975
11/19/2023	Jackson St.	L	72-73	9690
11/22/2023	South Carolina St.	W	82-59	9745
11/25/2023	Loyola Maryland	W	78-70	9762
11/28/2023	at Pittsburgh	W	71-64	7390
12/03/2023	Wichita St.	W	82-72	10885
12/09/2023	at Kansas	L	64-73	16300
12/17/2023	vs Seton Hall	L	87-93	7062
12/22/2023	vs Illinois	L	73-97	18485
12/30/2023	Central Ark.	W	92-59	10623
01/06/2024	Georgia	L	68-75	12407
01/09/2024	at Kentucky	L	77-90	20086
01/13/2024	South Carolina	Lot	69-71	11135
01/16/2024	at Alabama	L	75-93	11569
01/20/2024	Florida	L	67-79	11489
01/23/2024	at Texas A&M	L	57-63	9623
01/27/2024	at South Carolina	L	64-72	13553
01/31/2024	Arkansas	L	84-91	11020

Game Records

Record	Overall	Home	Away	Neutral
ALL GAMES	0-8	0-4	0-4	0-0
CONFERENCE	0-8	0-4	0-4	0-0
NON-CONFERENCE	0-0	0-0	0-0	0-0

Score by Periods

Team	1st	2nd	OT	TOT
Missouri	263	291	7	561
Opponents	308	317	9	634

Team Box Score

No.	Player				Total		3-Point			F-Throw		Rebounds													
		GP-GS	MIN	AVG	FG-FGA	FG%	3FG-3FGA	3FG%	FT-FTA	FT%	OFF	DEF	TOT	AVG	PF	DQ	A	TO	BLK	STL	PTS	AVG			
2	BATES, Tamar	8-8	253:13	31.7	61-109	.560	7-22	.318	32-33	.970	9	17	26	3.3	22	0	12	17	2	8	161	20.1			
55	EAST II, Sean	8-8	278:41	34.8	41-91	.451	5-19	.263	26-28	.929	5	32	37	4.6	24	1	40	22	3	12	113	14.1			
35	CARTER, Noah	8-6	217:32	27.2	35-82	.427	12-35	.343	14-20	.700	5	17	22	2.8	24	0	11	7	2	6	96	12.0			
10	HONOR, Nick	8-8	264:45	33.1	19-59	.322	15-40	.375	15-18	.833	1	7	8	1.0	19	0	11	8	0	8	68	8.5			
13	CARRALERO MARTIN, Jesus	7-2	130:10	18.6	10-28	.357	3-10	.300	2-2	1.000	6	14	20	2.9	16	2	13	10	5	9	25	3.6			
75	VANOVER, Connor	8-2	96:55	12.1	10-19	.526	2-5	.400	5-6	.833	5	19	24	3.0	8	0	4	3	7	2	27	3.4			
23	SHAW, Aidan	8-3	111:36	13.9	11-18	.611	0-1	.000	4-10	.400	9	15	24	3.0	10	0	4	5	4	0	26	3.3			
14	ROBINSON II, Anthony	6-0	72:25	12.1	6-18	.333	3-12	.250	3-6	.500	3	1	4	0.7	10	0	1	3	1	7	18	3.0			
0	BUTLER, Jordan	6-3	79:35	13.3	4-10	.400	1-6	.167	4-4	1.000	3	14	17	2.8	15	1	0	1	5	2	13	2.2			
4	LEWIS, Curt	7-0	55:41	8.0	3-16	.188	2-10	.200	1-4	.250	3	9	12	1.7	6	0	1	2	0	2	9	1.3			
5	TONJE, John	2-0	23:57	12.0	0-1	.000	0-0	.000	2-2	1.000	1	2	3	1.5	2	0	1	1	0	1	2	1.0			
11	PIERCE, Trent	4-0	18:39	4.7	1-5	.200	0-3	.000	0-0	.000	0	6	6	1.5	7	0	0	0	0	0	2	0.5			
45	MAJAK, Mabor	4-0	20:23	5.1	0-0	.000	0-0	.000	1-4	.250	1	4	5	1.3	2	0	0	2	1	0	1	0.3			
12	FRANCOIS, Jackson	2-0	01:28	0.7	0-0	.000	0-0	.000	0-0	.000	0	0	0	0.0	0	0	0	0	0	0	0	0.0			
Team											9	13	22					6							
Total		8	1625		201-456	.441	50-163	.307	109-137	.796	60	170	230	28.8	165	4	98	87	30	57	561	70.1			
Opponents		8	1625		202-444	.455	68-182	.374	162-208	.779	89	209	298	37.3	130	1	110	97	21	47	634	79.3			

Team Statistics

	MIZ	OPP
Scoring	561	634
Points per game	70.1	79.3
Scoring margin	-9.1	-
Field goals-att	201-456	202-444
Field goal pct	.441	.455
3 point fg-att	50-163	68-182
3-point FG pct	.307	.374
3-pt FG made per game	6.3	8.5
Free throws-att	109-137	162-208
Free throw pct	.796	.779
F-Throws made per game	13.6	20.3
Rebounds	230	298
Rebounds per game	28.8	37.3
Rebounding margin	-8.5	-
Assists	98	110
Assists per game	12.3	13.8
Turnovers	87	97
Turnovers per game	10.9	12.1
Turnover margin	+1.3	-
Assist/turnover ratio	1.1	1.1
Steals	57	47
Steals per game	7.1	5.9
Blocks	30	21
Blocks per game	3.8	2.6
Winning streak	0	-
Home win streak	0	-
Attendance	46051	54831
Home games-Avg/Game	4-11513	4-13708
Neutral site-Avg/Game	-	0-0

Team Results

Date	Opponent		Score	Att.
01/06/2024	Georgia	L	68-75	12407
01/09/2024	at Kentucky	L	77-90	20086
01/13/2024	South Carolina	Lot	69-71	11135
01/16/2024	at Alabama	L	75-93	11569
01/20/2024	Florida	L	67-79	11489
01/23/2024	at Texas A&M	L	57-63	9623
01/27/2024	at South Carolina	L	64-72	13553
01/31/2024	Arkansas	L	84-91	11020