



VANDERBILT WOMEN'S BASKETBALL

2023-24 VANDERBILT WOMEN'S BASKETBALL GAME NOTES - GAME 27 vs. TENNESSEE

SCHEDULE // RESULTS

Overall: 19-7 | SEC: 6-6
Home: 11-4 | Away: 6-3 | Neutral: 2-0
NET Ranking: 59 | Streak: W-2

November

6	Kennesaw State	W, 98-51
9	at UT Martin	W, 70-68
12	Fairfield	W, 73-70
15	Western Kentucky	W, 77-74
20	Alabama State	W, 88-42
24	vs. Iowa State [§]	W, 68-53
25	vs. Northern Iowa [§]	W, 68-64
29	at #5/10 NC State [§]	L, 62-70

December

3	Louisiana Tech	W, 71-63
7	at Butler	W, 51-39
17	Lipscomb	W, 72-50
20	Dayton	W, 70-53
29	FDU	W, 73-41
31	Radford	W, 80-53

January

4	at Mississippi State [^]	W, 71-66
7	Florida [^]	W, 63-57
11	at Kentucky [^]	W, 95-73
14	Missouri [^]	L, 63-65
18	Auburn [^] (RV/--)	W, 53-50
21	at Tennessee [^]	L, 64-73
28	at #1/1 South Carolina [^]	L, 74-91

February

1	Ole Miss [^] (RV/RV)	L, 61-67
5	Alabama [^]	L, 66-74
8	#13/12 LSU [^]	L, 62-85
11	at Georgia [^]	W, 61-55
15	at Texas A&M [^]	W, 49-45
18	Tennessee [^] (RV/RV)	1 p.m.
25	at Arkansas [^]	2 p.m.
29	at Missouri [^]	7 p.m.

March

3	Georgia [^]	1 p.m.
6-10	SEC Tournament	TBA

^{*} - SEC Conference Game
[^] - Southpoint Shootout (Las Vegas, Nev.)
[§] - SEC Tournament (Greenville, S.C.)

All home games are played at Memorial Gymnasium
All times listed are Central Time & subject to change
Rankings: AP Top-25 / WBCA Coaches Poll

GAME 27

VANDERBILT (19-7, 6-6) vs. TENNESSEE (RV/RV) (15-9, 8-4)

Sunday, Feb. 18, 2024 // 1 p.m. CT // Nashville, Tenn. // Memorial Gymnasium
TV/Stream: SEC Network (Eric Frede & Christy Thomaskutty)
Radio: 94.9 FM (Jake Lyman)/Vanderbilt Athletics App (Jake Lyman) // Live Stats: VandyStats.com



SERIES HISTORY

vs. TENNESSEE

Games	88
Vanderbilt Series Record	10-78
Games in Nashville	7-31
Games in Knoxville	1-37
First Meeting	Nov. 21, 1979 in Nashville: UT 77-53
Last Meeting	Jan. 21, 2024 in Knoxville: UT 73-64
Last Win	Feb. 28, 2019 in Knoxville: 76-69
Last Home Win	Jan. 12, 2014: 74-63
Last Road Win	Feb. 28, 2019: 76-69
Last Neutral Win	March 6, 1995 in Chattanooga: 67-61
Last Loss	Jan. 21, 2024 in Knoxville: 73-64
Last Home Loss	Jan. 8, 2023: 84-71
Last Road Loss	Jan. 21, 2024: 73-64
Last Neutral Loss	March 2, 2012 at Bridgestone: 68-57
Current Vandy Streak	L-7

LAST 5 GAMES vs. TENNESSEE

Date	Location	Vandy Result	Score
01/21/24	Knoxville	L	73-64
02/12/23	Knoxville	L	86-59
01/08/23	Nashville	L	66-52
02/13/22	Knoxville	L	66-52
01/13/22	Nashville	L	65-51

TEAM COMPARISONS



CATEGORY



19-7	Overall Record	15-9
69.3	Points Per Game	76.4
61.2	Opp. Per Game	70.2
41.8	Field Goal Pct.	43.1
39.7	Opp. Field Goal Pct.	40.0
32.6	3-Point Pct.	31.4
28.5	Opp. 3-Point Pct.	33.1
71.1	Free Throw Pct.	74.9
37.7	Rebounds Per Game	43.3
+2.0	Rebounding Margin	+6.7
15.2	Assists Per Game	15.5
14.6	Turnovers Per Game	15.5
10.5	Steals Per Game	5.6
3.8	Blocks Per Game	2.8

THE STARTING 5

>> The Commodores return to Memorial Gym after a successful two-game road trip that saw Vanderbilt pick up wins at Georgia (61-55) and at Texas A&M (49-45). Vanderbilt stands at 19-7 overall this season, while the Dores are an even 6-6 in SEC play. Freshman Khamil Pierre scored a team-high 11 points in Thursday's 49-45 come-from-behind 49-45 victory at Texas A&M. The Commodores ended the game on a 10-run, in which Vandy turned a six-point deficit into a four-point win.

>> Sunday's matchup between the Commodores and Lady Volunteers will be the 89th all-time meeting between the two schools. Tennessee holds a 78-10 record against Vanderbilt and has won seven-straight games against the Dores.

>> Vanderbilt is 7-31 against Tennessee inside Memorial Gymnasium. The last Commodore win over the Lady Vols came back on Jan. 12, 2014, when Vandy picked up a 74-63 victory.

>> The Dores are 11-4 at home this season. Vanderbilt comes into Sunday's matchup against Tennessee looking to snap a three-game skid at Memorial Gym. Vanderbilt is 32-16 at home under head coach Shea Ralph.

>> A pair of promotions take place Sunday at Memorial Gymnasium. It will be Vanderbilt Women's Basketball Alumni Day, along with this year's Blackout game. All fans are encouraged to wear black to the game.

PROJECTED STARTERS

3
JORDYN CAMBRIDGE

Points // 12.8
FG% // 37.1%
Boards // 6.2
Assists // 4.3
Steals // 3.5

12
KHAMIL PIERRE

Points // 8.9
FG% // 46.0%
FT% // 65.8%
Boards // 4.9
Steals // 0.9

13
JUSTINE PISSOTT

Points // 6.8
FG% // 35.0%
3PT% // 36.3%
3PM // 1.6
Assists // 0.8

23
IVA NA MOORE

Points // 12.8
FG% // 38.0%
3P% // 31.5%
Boards // 3.2
Assists // 2.7

35
SACHA WASHINGTON

Points // 12.2
FG% // 52.1%
Boards // 7.6
O-Boards // 3.2
Steals // 1.8



QUICK FACTS

The University

LOCATION: NASHVILLE, TENN.
 AFFILIATION: NCAA DIVISION I
 CONFERENCE: SOUTHEASTERN (SEC)
 MASCOT: COMMODORES
 COLORS: BLACK & GOLD
 CHANCELLOR: DANIEL DIERMEIER
 DIRECTOR OF ATHLETICS: CANDICE STOREY LEE
 SPORT ADMINISTRATOR: TRACE WILGUS

Vandy Women's Basketball Info

HOME ARENA: MEMORIAL GYMNASIUM (14,316)
 2022-23 RECORD: 12-19
 2022-23 SEC RECORD: 3-13
 POSTSEASON: N/A
 LETTERWINNERS RETURNING/LOST: 6/4
 STARTERS RETURNING/LOST: 2/3
 NEWCOMERS: 7

Athletic Communications

ASSOCIATE ATHLETIC DIRECTOR: BRIAN FREMUND
 WBB CONTACT: CHRIS CASKEY
 E-MAIL: CHRIS.CASKEY@VANDERBILT.EDU
 PHONE: 606-207-7481 (C)
 ATHLETIC WEBSITE: VUCOMMODORES.COM
 X/TWITTER: @VANDYWBB
 INSTAGRAM: @VANDYWBB
 FACEBOOK: /VANDYWBB

Program History

ALL-TIME RECORD: 871-535 (.619)
 ALL-TIME SEC RECORD: 256-266 (.490)
 ALL-TIME SEC TOURNAMENT RECORD: 49-37
 SEC TOURNAMENT TITLES: 6 ('93, '95, '02, '04, '07, '09)
 NCAA TOURNAMENT APPEARANCES: 27
 NCAA TOURNAMENT RECORD: 39-27
 LAST NCAA TOURNAMENT APPEARANCE: 2014
 LAST POSTSEASON APPEARANCE: 2022 (WNIT)



THE COMMODORES



2023-24 ROSTER

No.	Name	POS	HT	YR	EXP	Hometown (Previous School)
2	Jada Brown	G	5-8	So.	1V	Bentonville, Ark. (Bentonville HS)
3	Jordyn Cambridge	G	5-9	Gr.	4V	Nashville, Tenn. (Ensworth HS)
4	Madison Greene	G	5-6	Fr.	HS	Columbus, Ohio (Pickerington Central HS)
5	Ryanne Allen	G	6-1	So.	1V	Warminster, Pa. (Archbishop Wood)
10	Bailey Gilmore	F	6-3	Fr.	HS	Midway, Ga. (Bradwell Institute)
11	Jordyn Oliver	G	5-10	Gr.	TR	Prosper, Texas (Duke)
12	Khamil Pierre	F	6-2	Fr.	HS	Queen Creek, Ariz. (Perry HS)
13	Justine Pissott	G/F	6-4	So.	TR	Toms River, N.J. (Tennessee)
14	Aiyana Mitchell	F	6-4	Fr.	HS	Fountain, Colo. (Fountain-Fort Carson HS)
21	Bella LaChance	G	5-6	Sr.	3V	Davie, Fla. (St. Thomas Aquinas HS)
23	Iyana Moore	G	5-8	Jr.	1V	Murfreesboro, Tenn. (Blackman HS)
24	Aga Makurat	G	6-2	Fr.	HS	Sierakowice, Poland (Sopocka Akademia Tenisowa)
35	Sacha Washington	F	6-2	Jr.	2V	Lawrenceville, Ga. (Collins Hill HS)

COACHING STAFF

HEAD COACH: Shea Ralph - 3rd Season - UConn '01
ASSOCIATE HEAD COACH: Tom Garrick - 3rd Season - Rhode Island '88
ASSISTANT COACH: Ashley Earley - 3rd Season - Vanderbilt '05
ASSISTANT COACH: Kevin DeMille - 3rd Season - UConn '13

PRONUNCIATIONS

RYANNE ALLEN: (Ryan)
 JADA BROWN: (jay-duh)
 AGA MAKURAT: (Ah-guh, Mock-ew-Rah)
 AIYANA MITCHELL: (eye-on-uh)
 IYANA MOORE: (eye-on-uh)
 KHAMIL PIERRE: (Kah-meal)
 JUSTINE PISSOTT: (Pih-Sot)
 SACHA WASHINGTON: (Sah-shuh)

SEC STANDINGS (Through Feb. 17, 2024)

TEAM	SEC Record	Record	Streak
1/1 South Carolina	11-0	24-0	W-24
13/11 LSU	8-3	21-4	W-3
Tennessee (RV/RV)	8-4	15-9	L-1
Mississippi State (RV/--)	7-4	20-6	L-1
Ole Miss	7-4	17-7	W-1
Alabama	6-5	19-7	L-1
Vanderbilt	6-6	19-7	W-2
Texas A&M	5-6	17-7	L-1
Auburn	5-6	16-8	W-2
Arkansas	5-6	17-9	L-2
Florida	4-7	13-10	L-1
Missouri	2-9	11-13	L-6
Georgia	2-9	11-13	L-2
Kentucky	2-9	9-16	L-6

POLLS

Associated Press Top 25 Feb. 12

- | | |
|-------------------------|----------------------|
| 1) South Carolina* (35) | 14) Indiana |
| 2) Ohio State | 15) UConn |
| 3) Stanford | 16) Notre Dame |
| 4) Iowa | 17) Gonzaga |
| 5) Texas | 18) Louisville |
| 6) NC State* | 19) Syracuse |
| 7) Kansas State | 20) Creighton |
| 8) Colorado | 21) Baylor |
| 9) UCLA | 22) Utah* |
| 10) Southern Cal | 23) Oklahoma |
| 11) Oregon State | 24) West Virginia |
| 12) Virginia Tech | 25) Princeton |
| 13) LSU* | *Vanderbilt Opponent |

Received Votes: UNLV, Fairfield*, North Carolina, Saint Joseph's, Nebraska, Mississippi State*, Tennessee*, Michigan State

USA Today/WBCA Coaches Top 25 Feb. 13

- | | |
|-------------------------|----------------------|
| 1) South Carolina* (32) | 14) UConn |
| 2) Ohio State | 15) Oregon State |
| 3) Stanford | 16) Gonzaga |
| 4) Iowa | 17) Notre Dame |
| 5) Texas | 18) Louisville |
| 6) Kansas State | 19) Creighton |
| 7) NC State* | 20) Syracuse |
| 8) Colorado | 21) Baylor |
| 9) UCLA | 22) Utah |
| 10) Southern Cal | 23) West Virginia |
| 11) LSU* | 24) Princeton |
| 12) Indiana | 25) Oklahoma |
| 13) Virginia Tech | *Vanderbilt Opponent |

Received Votes: UNLV, Saint Joseph's, Florida State, Ball State, Fairfield*, Michigan State, Duke, Tennessee*



TELEVISION/RADIO ROSTER



2 Jada Brown
G // 5-8 // So.
Bentonville, Ark.
Bentonville HS



3 Jordyn Cambridge
G // 5-9 // Gr.
Nashville, Tenn.
Ensworth HS



4 Madison Greene
G // 5-6 // Fr.
Columbus, Ohio
Pickerington Central HS



5 Rynne Allen
G // 6-1 // So.
Warminster, Pa.
Archbishop Wood



10 Bailey Gilmore
F // 6-3 // Fr.
Midway, Ga.
Bradwell Ins



11 Jordyn Oliver
G // 5-10 // Gr.
Prosper, Texas
Duke



12 Khamil Pierre
F // 6-2 // Fr.
Queen Creek, Ariz.
Perry HS



13 Justine Pissott
G/F // 6-4 // So.
Toms River, N.J.
Tennessee



14 Aiyana Mitchell
F // 6-4 // Fr.
Fountain, Colo.
Fountain-Ft. Carson HS



21 Bella LaChance
G // 5-6 // Sr.
Davie, Fla.
St. Thomas Aquinas HS



23 Iyana Moore
G // 5-8 // Jr.
Murfreesboro, Tenn.
Blackman HS



24 Aga Makurat
G // 6-2 // Fr.
Sierakowice, Poland
Sopocka Akademia Tenisowa



35 Sacha Washington
F // 6-2 // Jr.
Lawrenceville, Ga.
Collins Hill HS

COACHING STAFF




Shea Ralph
Head Coach
3rd Season



Tom Garrick
Associate Head Coach
3rd Season




Ashley Earley
Assistant Coach
3rd Season



Kevin DeMillie
Assistant Coach
3rd Season




PLAYER QUICK NOTES



2 JADA BROWN
(jay-duh)
Bentonville, Ark.
Bentonville HS
G // 5-8 // So.

- 2022-23 SEC First-Year Academic Honor Roll
- Scored career-high 12 points vs. No. 13/11 NC State (11/24/22) after going 4 of 4 from 3-point range
- Recorded 10 points in a home matchup against LSU (02/23/23)
- Has made 22 career starts at Vanderbilt


SEASON	TEAM	GP-GS	MIN	AVG	FG-FGA	FG%	3FG-3FGA	3FG%	FT-FTA	FT%	OFF	DEF	TOT	AVG	PF-FO	A	TO	BLK	STL	PTS	AVG
2022-23	Vandy	30-22	638/213.2	44-150	.293	32-105	.305	12-14	.857	13	19	32	1.1	35-0	24	4	1	14	132	4.4	
2023-24	Vandy	13-0	100/7.7	2-15	.133	1-12	.083	4-6	.667	1	9	10	0.8	11-0	5	6	0	2	9	0.7	
TOTAL		43-22	738/17.2	46-165	.279	33-117	.282	16-20	.800	14	28	42	1.0	46-0	29	50	1	16	141	3.3	



3 JORDYN CAMBRIDGE
Nashville, Tenn.
Ensworth HS
G // 5-9 // Gr.

- Ranks 3rd in NCAA Division I in Steals with 91
- Posted Six Double-Doubles this season
- Collected 3 or more steals in 19 games during the 2023-24 season
- Recorded the second-ever triple-double at the SEC Tourney w/ 15-reb, 13-pt, 10-ast vs. Texas A&M on March 2, 2022


SEASON	TEAM	GP-GS	MIN	AVG	FG-FGA	FG%	3FG-3FGA	3FG%	FT-FTA	FT%	OFF	DEF	TOT	AVG	PF-FO	A	TO	BLK	STL	PTS	AVG
2018-19	Vandy	24-0	369/15.4	28-83	.337	4-19	.211	18-31	.581	13	29	42	1.8	43-1	40	4	2	70	3.3		
2019-20	Vandy	30-30	876/29.2	78-225	.347	14-58	.241	40-60	.667	35	122	157	5.2	82-4	105	9	14	85	21.0	7.0	
2021-22	Vandy	33-33	1120/34.0	128-315	.406	12-70	.171	86-140	.614	61	124	185	5.6	82-0	146	110	6	129	35.4	10.7	
2023-24	Vandy	26-26	888/34.1	114-307	.371	39-129	.302	67-87	.770	44	117	161	6.2	62-2	112	66	6	91	33.4	8.8	
TOTAL		113-89	3253/28.8	348-930	.374	69-276	.250	211-318	.664	153	392	545	4.8	269-7	403	315	28	325	97.6	12.6	



4 MADISON GREENE
Columbus, Ohio
Pickerington Central HS
G // 5-6 // Fr.

- Will miss the rest of the 2023-24 Season Due to Injury
- Scored a Career-High 17 pts vs. La Tech on Dec. 3
- Ohio High School Basketball Coaches Association Division I Player of the Year (2023)
- Miss. Ohio Basketball finalist (2023)


SEASON	TEAM	GP-GS	MIN	AVG	FG-FGA	FG%	3FG-3FGA	3FG%	FT-FTA	FT%	OFF	DEF	TOT	AVG	PF-FO	A	TO	BLK	STL	PTS	AVG
2023-24	Vandy	11-0	217/19.7	31-73	.425	10-28	.357	4-6	.667	5	11	16	1.5	22-0	13	14	0	15	76	6.9	
TOTAL		11-0	217/19.7	31-73	.425	10-28	.357	4-6	.667	5	11	16	1.5	22-0	13	14	0	15	76	6.9	



5 RYANNE ALLEN
(Ryan)
Warminster, Pa.
Archbishop Wood
G // 6-1 // So.

- Dished out a career-best 4 ast vs. Kennesaw St. & Fairfield
- Two-time SEC Freshman of the Week (12.13.22, 2.14.23)
- Scored career-best 17 points in her second collegiate game against Samford
- Ranked No. 82 in 2022 Class by ESPN HoopGurlz


SEASON	TEAM	GP-GS	MIN	AVG	FG-FGA	FG%	3FG-3FGA	3FG%	FT-FTA	FT%	OFF	DEF	TOT	AVG	PF-FO	A	TO	BLK	STL	PTS	AVG
2022-23	Vandy	30-7	648/21.6	60-160	.375	42-117	.359	29-42	.690	13	62	75	2.5	81-3	30	36	6	14	191	6.4	
2023-24	Vandy	23-0	163/7.1	17-44	.386	13-36	.361	9-12	.750	6	17	23	1.0	15-0	13	7	1	7	56	2.4	
TOTAL		53-7	811/15.3	77-204	.377	55-153	.359	38-54	.704	19	79	98	1.8	96-3	43	43	7	21	247	4.7	



10 BAILEY GILMORE
Midway, Ga.
Bradwell Institute
F // 6-3 // Fr.

- Redshirting during the 2023-24 season
- 2023 McDonald's All-American Game Nominee
- Averaged 12.4 points and 9.1 rebounds per game as a HS senior
- Collected seven double-doubles during her HS senior season

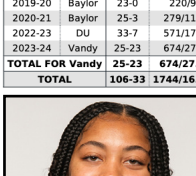
SEASON	TEAM	GP-GS	MIN	AVG	FG-FGA	FG%	3FG-3FGA	3FG%	FT-FTA	FT%	OFF	DEF	TOT	AVG	PF-FO	A	TO	BLK	STL	PTS	AVG
2022-23	Vandy	30-7	648/21.6	60-160	.375	42-117	.359	29-42	.690	13	62	75	2.5	81-3	30	36	6	14	191	6.4	
2023-24	Vandy	23-0	163/7.1	17-44	.386	13-36	.361	9-12	.750	6	17	23	1.0	15-0	13	7	1	7	56	2.4	
TOTAL		53-7	811/15.3	77-204	.377	55-153	.359	38-54	.704	19	79	98	1.8	96-3	43	43	7	21	247	4.7	



11 JORDYN OLIVER
Prosper, Texas
Prosper HS/Baylor/Duke
G // 5-10 // Gr.

- Collected a Double-Double with 15 pts & 10 reb vs. Western Kentucky
- Started in all 23 games in this season
- Played for Duke during the 2022-23 season
- Averaging a Career-Best 5.1 PPG & 5.0 RPG at Vanderbilt


SEASON	TEAM	GP-GS	MIN	AVG	FG-FGA	FG%	3FG-3FGA	3FG%	FT-FTA	FT%	OFF	DEF	TOT	AVG	PF-FO	A	TO	BLK	STL	PTS	AVG
2019-20	Baylor	23-0	220/9.6	25-62	.403	2-9	.222	13-31	.419	5	33	38	1.7	19-0	54	26	9	6	28	4.0	
2020-21	Baylor	25-3	279/11.2	42-80	.525	0-0	.000	16-27	.593	25	37	62	2.5	19-0	50	19	8	19	100	4.0	
2022-23	DU	33-7	571/17.3	56-121	.463	0-2	.000	12-32	.375	27	89	116	3.5	28-0	63	38	9	31	124	3.8	
2023-24	Vandy	25-23	674/27.0	57-99	.576	1-2	.500	12-18	.667	44	82	126	5.0	32-0	76	35	7	27	127	5.1	
TOTAL FOR VANDY		25-23	674/27.0	57-99	.576	1-2	.500	12-18	.667	44	82	126	5.0	32-0	76	35	7	27	127	5.1	
TOTAL		106-33	1744/16.5	180-362	.497	3-13	.231	53-108	.491	101	241	342	3.2	98-0	243	118	33	86	416	3.9	



12 KHAMIL PIERRE
(Kah-Meal)
Queen Creek, Ariz.
Perry HS
F // 6-2 // Fr.

- Scored Career-Best 28 Pts at Georgia on Feb. 11
- Arizona's Gatorade Player of the Year (2023)
- Averaging 11.9 ppg in SEC Games
- School Record 3-Time SEC Freshman of the Week (Jan. 2/Jan. 16/Feb. 13)


SEASON	TEAM	GP-GS	MIN	AVG	FG-FGA	FG%	3FG-3FGA	3FG%	FT-FTA	FT%	OFF	DEF	TOT	AVG	PF-FO	A	TO	BLK	STL	PTS	AVG
2023-24	Vandy	26-4	464/17.8	91-198	.460	2-8	.250	48-73	.658	49	79	128	4.9	64-2	18	39	12	24	232	8.9	
TOTAL		26-4	464/17.8	91-198	.460	2-8	.250	48-73	.658	49	79	128	4.9	64-2	18	39	12	24	232	8.9	



13 JUSTINE PISSOTT
(Pih-Sot)
Toms River, N.J.
Red Bank Catholic/Tennessee
G/F // 6-4 // So.

- Made her first career start vs. Fairfield on Nov. 12, 2023
- First-known player to transfer to Vanderbilt from Tennessee
- Leads the team with 41 3-Point FGs
- 11-ranked overall player, No. 2 wing, in the 2022 espnW Top 100
- Ranked as a five star prospect by espnW


SEASON	TEAM	GP-GS	MIN	AVG	FG-FGA	FG%	3FG-3FGA	3FG%	FT-FTA	FT%	OFF	DEF	TOT	AVG	PF-FO	A	TO	BLK	STL	PTS	AVG
2022-23	UT	27-0	189/7.0	20-60	.333	12-46	.261	2-2	1.000	6	20	26	1.0	20-0	10	12	4	1	54	2.0	
2023-24	Vandy	26-22	530/20.4	63-180	.350	41-113	.363	9-13	.692	11	43	54	2.1	41-1	21	31	14	7	176	6.8	
TOTAL FOR VANDY		26-22	530/20.4	63-180	.350	41-113	.363	9-13	.692	11	43	54	2.1	41-1	21	31	14	7	176	6.8	
TOTAL		53-22	719/13.6	83-240	.346	53-159	.333	11-15	.733	17	63	80	1.5	61-1	31	43	18	8	230	4.3	



14 AIYANA MITCHELL
(eye-on-uh)
Fountain, Colo.
Fountain-Fort Carson HS
F // 6-4 // Fr.

- Pulled down 4 reb & scored 2 pts vs. Alabama State
- Named second team all-state by the Colorado High School Athletic Association (2023)
- Collected 20 double-doubles during her prep career
- Scored a career-high 42 points in a prep game

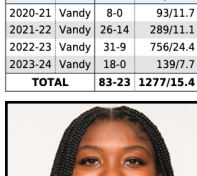
SEASON	TEAM	GP-GS	MIN	AVG	FG-FGA	FG%	3FG-3FGA	3FG%	FT-FTA	FT%	OFF	DEF	TOT	AVG	PF-FO	A	TO	BLK	STL	PTS	AVG
2023-24	Vandy	12-0	44/3.7	4-9	.444	0-0	.000	2-4	.500	4	6	10	0.8	8-0	0	3	3	0	10	0.8	
TOTAL		12-0	44/3.7	4-9	.444	0-0	.000	2-4	.500	4	6	10	0.8	8-0	0	3	3	0	10	0.8	



21 BELLA LaCHANCE
Davie, Fla.
St. Thomas Aquinas
G // 5-6 // Sr.

- 2022-23 College Sports Communicators Academic All-District
- 2021-22 SEC Community Service Team
- 2021-22 SEC Academic Honor Roll
- 2020-21 SEC First-Year Academic Honor Roll
- Made 23 career collegiate starts

SEASON	TEAM	GP-GS	MIN	AVG	FG-FGA	FG%	3FG-3FGA	3FG%	FT-FTA	FT%	OFF	DEF	TOT	AVG	PF-FO	A	TO	BLK	STL	PTS	AVG
2020-21	Vandy	8-0	93/11.7	3-11	.273	0-2	.000	4-6	.667	1	6	7	0.9	11-0	7	4	0	4	30	3.8	
2021-22	Vandy	26-14	289/11.1	10-37	.270	5-17	.294	12-16	.750	3	17	20	0.8	20-0	17	6	1	9	37	1.4	
2022-23	Vandy	31-9	756/24.4	30-96	.313	9-37	.243	47-54	.870	4	53	57	1.8	58-1	40	33	1	10	116	3.7	
2023-24	Vandy	18-0	139/7.7	3-9	.333	0-3	.000	4-6	.667	2	14	16	0.9	9-0	14	4	1	8	10	0.6	
TOTAL		83-23	1277/15.4	46-153	.301	14-59	.237	67-82	.817	10	90	100	1.2	98-1	78	47	3	31	173	2.1	



23 IYANA MOORE
(eye-on-uh)
Murfreesboro, Tenn.
Blackman HS
G // 5-8 // Jr.

- Scored a career-high 37 pts at Kentucky on Jan. 11, 2024

DORE NOTES

GAME COVERAGE

Sunday's contest will air live at 1 p.m. on SEC Network. Fans can listen to the game on the Vanderbilt Commodores app or on 94.9 The Fan in the Nashville area.

NET RANKING

Vanderbilt holds a NET ranking of 59 coming into Sunday's game. The Commodores have the 10th-best NET ranking in the SEC entering conference play. The NET is an evaluation tool used by the NCAA Tournament Selection Committee to determine seeding and at-large bids.

GOING FOR WIN NO. 20

Vanderbilt comes into Sunday's game with 19 wins on the year. That is the most wins in a season for the Commodores under third-year Shea Ralph. The last time Vandy won 20 games came during the 2012-13 campaign when the Dores collected 21 wins. As a program, Vanderbilt has posted 20 or more wins in a season 27 times.

MOVING UP THE STEALS LIST

Jordyn Cambridge's 325 career steals are the second-most in program history. The guard needs 14 more steals to move past Deborah Denton (338; 1986-89) for first on the list.

PIERRE'S RECORD-SETTING SEC FRESHMAN OF THE WEEK HONOR

On Feb. 13, Khamil Pierre was named SEC Freshman of the Week for a program-record third time. Pierre averaged 20.5 points and 9.0 rebounds in a pair of games last week, highlighted by her career-high 28-point performance in a win at Georgia. The freshman also collected a double-double against LSU, as she scored 13 points and pulled down 11 rebounds against the defending national champions.

PICKING THEIR POCKETS

Vanderbilt is third in the SEC in steals per game at 10.5. Vandy's 10.5 steals per game average is also 34th-best nationally. Graduate student Jordyn Cambridge paces the SEC in steals with 91. Cambridge's 91 total steals are third-most in NCAA Division I this season.

CLOSING IN ON 1,000 CAREER POINTS

Graduate student Jordyn Cambridge needs 24 more points to join Vanderbilt's 1,000-point club. The sixth-year player has currently scored 976 points over 113 games as a Commodore. When she hits the mark, Cambridge will become the 40th Vanderbilt women's basketball player to score 1,000 career points.

LONG RANG OPTIONS

Vanderbilt has six players that have hit 10 or more 3-pointers this season. Sophomore Justine Pissott leads the team with 41 made 3-pointers. Graduate student Jordyn Cambridge and junior Iyana Moore are right behind Pissott with 39 made 3-point field goals each. Freshman Aga Makurat has hit 28 3-point field goals and sophomore Ryanne Allen has drilled 13 3-pointers. Freshman Madison Greene sank 10 3-pointers on the year before her season-ending injury vs. Lipscomb on Dec. 17.

PIERRE'S ON FIRE

Freshman Khamil Pierre is riding a three-game double-digit scoring streak coming into Sunday's contest. The 6-2 forward scored 13 points against No. 13/12 LSU, a career-high 28 points at Georgia and recently had an 11-point outing at Texas A&M. Pierre is averaging 17.3 points per game during the streak.

CHRISTINA FOGGIE NAMED 2024 SEC LEGEND

The SEC announced that Vanderbilt women's basketball great Christina Foggie will be one of 14 SEC Legends honored at the 2024 SEC Women's Basketball Tournament. One of the most decorated women's basketball players in Vanderbilt history, Christina Foggie stands as Vanderbilt's seventh-leading scorer with 1,743. As a senior, she was named a WBCA All-American Honorable Mention after leading the SEC in scoring with 19 points per game. Foggie was selected 24th overall by the Minnesota Lynx in the 2014 WNBA Draft. She has held the position of women's basketball Chief of Staff at Vanderbilt since 2021.

TOP-10 WATCH

VANDY ALL-TIME STEALS LIST

NO.	STL	PLAYER NAME	YEARS
1.	338	DEBORAH DENTON	1986-89
2.	325	JORDYN CAMBRIDGE	2019-Pres.
3.	293	KAREN BOOKER	1984-87
4.	286	DONNA ATKINSON	1983-86
5.	277	CATHY BENDER	1979-82
6.	263	JADE HUNTINGTON	1989-92
7.	241	DEE DAVIS	2004-07
8.	235	JACKIE COWAN	1983-86
9.	221	JENNIFER RISPER	2006-09
10.	218	RHONDA BLADES	1992-95

ACTIVE LEADERS

VANDY ALL-TIME POINTS

NO.	PTS	PLAYER NAME	YEARS
10.	1,618	JASMINE LISTER	2011-14
	976	JORDYN CAMBRIDGE	2019-Pres.
	926	SACHA WASHINGTON	2021-Pres.

VANDY ALL-TIME REBOUNDS

NO.	REB	PLAYER NAME	YEARS
10.	822	CHANTELLE ANDERSON	2000-03
	656	SACHA WASHINGTON	2021-Pres.

VANDY ALL-TIME ASSISTS

NO.	AST	PLAYER NAME	YEARS
10.	410	CATHY BENDER	1979-82
	403	JORDYN CAMBRIDGE	2019-Pres.

VANDY ALL-TIME BLOCKS

NO.	BLK	PLAYER NAME	YEARS
10.	112	HARRIET BRUMFIELD	1982-85
	105	SACHA WASHINGTON	2021-Pres.

VANDY ALL-TIME FIELD GOALS MADE

NO.	FGM	PLAYER NAME	YEARS
10.	625	SHERI SAM	1992-96
	366	SACHA WASHINGTON	2021-Pres.
	348	JORDYN CAMBRIDGE	2019-Pres.

VANDY ALL-TIME 3-PT MADE

NO.	3PM	PLAYER NAME	YEARS
10.	171	RHONDA BLADES	1992-95
	118	IYANA MOORE	2021-Pres.

VANDY ALL-TIME FREE THROWS MADE

NO.	FTM	PLAYER NAME	YEARS
10.	298	ASHLEY MCELHINEY	2000-03
	211	JORDYN CAMBRIDGE	2019-Pres.
	194	SACHA WASHINGTON	2021-Pres.

DORE NOTES

WATCH OUT FOR CAMBRIDGE

Graduate student Jordyn Cambridge was one of 15 NCAA Division I women's basketball players selected to the Naismith Defensive Player of the Year Mid-Season Team. The guard leads the SEC and ranks second nationally in steals with 91, while her 3.6 steals per game average also paces the conference and is third-best nationally this season.

CAMBRIDGE JOINS RARE COMPANY

Graduate student Jordyn Cambridge is just one of two players in program history to record 400 assists and 300 steals during their Vanderbilt career. The guard has collected 403 assists and 325 steals at Vanderbilt. Cambridge joins Deborah Denton as the only Commodores to accomplish the feat. Denton had 445 assists and a school-record 338 steals in 117 games during her Vanderbilt career.

TIGER QUEEN

All three of Khamil Pierre's double-doubles this season have come against the Tiger schools of the SEC. The 6-2 freshman recently posted her third double-double of the season in the Feb. 8 matchup against LSU with a 13-point, 11-rebound effort. Pierre recorded her first collegiate double-double against the Tigers of Missouri on Jan. 14, as she scored 16 points and pulled a career-high 12 rebounds. Pierre followed that up with her second collegiate double-double just four days later on Jan. 18, with a career-high 17 points and 10 rebounds against Auburn.

SHARING THE BALL

The Commodores have been dishing out the assists this season. Vanderbilt's 15.2 assists per game ranks sixth-best in the SEC, while it is 65th nationally. Graduate student Jordyn Cambridge's 4.3 assists per game is the 86th-best average in NCAA Division I, while it is fifth-best in the SEC.

400 CAREER ASSISTS

Graduate student Jordyn Cambridge recently recorded her 400th career assist. Cambridge has 403 career assists and she is seven helpers away from breaking into the top 10 on Vanderbilt's all-time assists list. Her 112 assists are the fourth-most in the SEC and ranks 64th nationally.

GAME-BY-GAME STARTERS

Team	G	G	G	F	F	Result
Kennesaw State	Cambridge	Oliver	Moore	Makurat	Washington	W, 98-51
at UT Martin	Cambridge	Oliver	Moore	Makurat	Washington	W, 70-68
Fairfield	Cambridge	Oliver	Moore	Pissott	Washington	W, 73-70
Western Kentucky	Cambridge	Oliver	Moore	Pissott	Washington	W, 77-74
Alabama State	Cambridge	Oliver	Moore	Pissott	Washington	W, 88-42
vs. Iowa State	Cambridge	Oliver	Moore	Pissott	Washington	W, 68-53
vs. Northern Iowa	Cambridge	Oliver	Moore	Pissott	Washington	W, 68-64
at NC State	Cambridge	Oliver	Moore	Pissott	Washington	L, 62-70
Louisiana Tech	Cambridge	Oliver	Moore	Pissott	Washington	W, 71-63
at Butler	Cambridge	Oliver	Moore	Pissott	Washington	W, 51-39
Lipscomb	Cambridge	Oliver	Moore	Pissott	Washington	W, 72-50
Dayton	Cambridge	Oliver	Moore	Pissott	Washington	W, 70-53
FDU	Cambridge	Oliver	Moore	Makurat	Washington	W, 73-41
Radford	Cambridge	Moore	Pissott	Pierre	Washington	W, 80-53
at Mississippi St.	Cambridge	Oliver	Moore	Pissott	Washington	W, 71-66
Florida	Cambridge	Oliver	Moore	Pissott	Washington	W, 63-57
at Kentucky	Cambridge	Oliver	Moore	Pissott	Washington	W, 95-73
Missouri	Cambridge	Oliver	Moore	Pissott	Washington	L, 63-65
Auburn	Cambridge	Oliver	Moore	Pissott	Washington	W, 53-50
at Tennessee	Cambridge	Oliver	Moore	Pissott	Washington	L, 64-73
at South Carolina	Cambridge	Oliver	Moore	Pissott	Washington	L, 74-91
Ole Miss	Cambridge	Oliver	Moore	Pissott	Washington	L, 61-67
Alabama	Cambridge	Oliver	Moore	Pissott	Washington	L, 66-74
LSU	Cambridge	Oliver	Moore	Pierre	Washington	L, 62-85
at Georgia	Cambridge	Moore	Pissott	Pierre	Washington	W, 61-55
at Texas A&M	Cambridge	Moore	Pissott	Pierre	Washington	W, 49-45

LINEUP RECORDS

Cambridge/Oliver/Moore/Pissott/Washington	13-6
Cambridge/Oliver/Moore/Makurat/Washington	3-0
Cambridge/Moore/Pissott/Pierre/Washington	3-0
Cambridge/Oliver/Moore/Pierre/Washington	0-1

STAT SUPERLATIVES

MOST GAMES PLAYED

113, JORDYN CAMBRIDGE

MOST GAMES STARTED

89, JORDYN CAMBRIDGE

MOST CONSECUTIVE GAMES PLAYED

92, SACHA WASHINGTON

MOST CONSECUTIVE GAMES STARTED

64, SACHA WASHINGTON

GAMES WITH DOUBLE-FIGURE SCORING

	2023-24	CAREER
JORDYN CAMBRIDGE	18	49
IVANA MOORE	15	37
SACHA WASHINGTON	13	43
KHAMIL PIERRE	10	10
JUSTINE PISSOTT [^]	4	5
MADISON GREENE	3	3
AGA MAKURAT	3	3
JORDYN OLIVER*	2	9
RYANNE ALLEN	--	6
JADA BROWN	--	2

GAMES WITH DOUBLE-FIGURE REBOUNDING

	2023-24	CAREER
SACHA WASHINGTON	7	23
JORDYN CAMBRIDGE	6	11
JORDYN OLIVER*	2	3
KHAMIL PIERRE	3	3

GAMES WITH A DOUBLE-DOUBLE

	2023-24	CAREER
SACHA WASHINGTON	6	19
JORDYN CAMBRIDGE	6	11
KHAMIL PIERRE	3	3
JORDYN OLIVER*	1	3

GAMES WITH A TRIPLE-DOUBLE

	2023-24	CAREER
JORDYN CAMBRIDGE	--	1

20-POINT SCORING GAMES

	2023-24	CAREER
IVANA MOORE	5	9
JORDYN CAMBRIDGE	4	6
SACHA WASHINGTON	2	5
KHAMIL PIERRE	1	1

30-POINT SCORING GAMES

	2023-24	CAREER
IVANA MOORE	1	2
SACHA WASHINGTON	1	1

CURRENT DOUBLE-DIGIT SCORING STREAK

3, KHAMIL PIERRE

CONSECUTIVE GAMES WITH A 3-POINTER

2, JUSTINE PISSOTT

CONSECUTIVE GAMES WITH AN ASSIST

80, JORDYN CAMBRIDGE

CONSECUTIVE GAMES WITH A BLOCK

2, KHAMIL PIERRE

CONSECUTIVE GAMES WITH A STEAL

4, I. MOORE/S. WASHINGTON



DORE NOTES

MOORE PRODUCTION IN SEC PLAY

Junior Iyana Moore is averaging 17.0 points per game in SEC play and is the sixth-best scoring average in conference games this season. Her career-high 37 points scored at Kentucky on Jan. 11 are the most points scored in an SEC game this season. The guard has also scored double-digit points in 11 of her last 13 games.

MASTER THIEF

Graduate student Jordyn Cambridge leads the SEC in steals with 91, which is the third-most in NCAA Division I this season. Cambridge's 3.5 steals per game also paces the SEC and is the third-best steals per game average in the nation.

CAMBRIDGE'S 3-POINT IMPROVEMENT

Jordyn Cambridge has displayed an improved set of offensive skills since missing last season due to injury. Cambridge is second on the team with 39 made 3-pointers, which is a new career-high in made 3-point field goals in a season for the Nashville, Tennessee, native. She entered this season making only 30 3-point field goals through her first 87 games of her career. Cambridge is shooting a career-high 30.2% from behind the arc, a 9.8% improvement from her career shooting average from behind the arc entering this season.

ASSIST-TO-TURNOVER RATIO

The Commodores' assist-to-turnover ratio is 69th best in NCAA Division I at 1.04. Graduate student Jordyn Oliver is sixth in the SEC, and 44th nationally, at 2.17.

PRODUCTION OFF THE BENCH

Freshman Aga Makurat's scored 18 points off the bench at No. 1 South Carolina on Jan. 28. It is the most points that a freshman has scored against the Gamecocks in a reserve role this season.

EXPERIENCED BACKCOURT

Vanderbilt's starting backcourt features a pair of players who have logged over 100 career games at the NCAA Division I level. Graduate student Jordyn Cambridge has played in 113 games in her Vanderbilt career, while fellow graduate student Jordyn Oliver, who is in her first year with the Dores after transferring from Duke, has logged 106 career games.

100 CAREER BLOCKS

Junior Sacha Washington recently recorded her 100th career block, as she has collected 105 as a Commodore. Washington is seven blocks away from breaking into the top 10 on Vanderbilt's all-time blocks list. Her 41 blocks are the eighth-most in the SEC and ranks 48th nationally.

SEC FRESHMAN OF THE WEEK (2X)

On Jan. 16, Khamil Pierre was named the SEC Freshman of the Week for the second time this season. Pierre averaged 16.0 points and 9.0 rebounds per game in a pair of SEC contests against Kentucky and Missouri. The 6-2 freshman opened this week by scoring a career-high 17 points and collecting 10 rebounds in Thursday's 53-50 win over Auburn to record her second-straight double-double.

MOORE'S CAREER NIGHT

Junior Iyana Moore scored a career-high 37 points in the 95-73 win at Kentucky on Jan. 11. The guard shot a blistering 82.4 percent, as she went 14-of-17 from the floor at Rupp Arena. Moore also added a season-high seven assists to her stat line at Kentucky, as she contributed to 54.7 percent of Vanderbilt's 95 points scored against the Wildcats. Her 37 points scored at Kentucky are the most points scored by a player in an SEC game this season.

LENDING A HAND

Vanderbilt dished out a season-best 29 assists in the win at Kentucky on Jan. 11. Graduate student Jordyn Cambridge handed out a career-best 12 assists en route to a double-double performance at Rupp Arena. It is the second time that Nashville, Tennessee, native has had double-digit assists in a game, with the first occurrence coming during Cambridge's triple-double performance against Texas A&M in the first round of the 2022 SEC Tournament.

ELITE COMPANY

Graduate student Jordyn Cambridge is one of two SEC players who lead their team in scoring (12.8 ppg), assists (4.3 apg), and steals (3.5 spg). Florida's Aliyah Matharu is the other.

MS. 300

Jordyn Cambridge recently became just the second Vanderbilt women's basketball player to collect 300 or more steals in their career with 325 career steals. She joins Deborah Denton (1986-89), who holds the school record with 338 career steals.

SHOOTING EFFICIENCY

Junior Sacha Washington and graduate student Jordyn Oliver are one of two pairs of SEC teammates who are shooting over 52 percent from the field with 55 or more made field goals this season. With South Carolina's Kamilla Cardoso and Ashlyn Watkins being the other duo.

Washington enters the game ranked fourth in the SEC with a 52.1% shooting percentage. Oliver is shooting 57.6% (57-of-99) from the field this season, which would be the third-best in the SEC if she had enough shot attempts to qualify.

CO-SEC FRESHMAN OF THE WEEK

Khamil Pierre was named the SEC Co-Freshman of the Week for the week of Jan. 2. The Queen Creek, Arizona, native averaged 10.5 points and 6.0 rebounds in a pair of Commodore wins over Fairleigh Dickinson and Radford. It is the first SEC weekly honor for Pierre, while she is the first Vanderbilt women's basketball player to earn a conference weekly accolade this season.

SUCCESS AGAINST NONCONFERENCE TEAMS

The Commodores have won 15 of their last 16 games against nonconference teams. The lone loss during this stretch is an eight-point loss at No. 5/10 NC State back on Nov. 29. Vanderbilt is 33-12 against non-SEC teams under head coach Shea Ralph.

DOUBLE-DOUBLE DUO

Graduate student Jordyn Cambridge and junior Sacha Washington each collected a double-double in the same game for the second time this season against Dayton. Cambridge scored 22 points and pulled down 10 rebounds, while Washington grabbed 15 caroms to go along with 11 points. The duo also had a double-double at UT Martin back on Nov. 9.

30-POINT PERFORMANCE

Junior Sacha Washington posted her first 30-point performance at any level in the win over Louisiana Tech on Dec. 3, as she scored a career-high 33 points. The 6-2 forward became the first Commodore to have a 30-plus-point performance since Cijaja Harbison's 41-point effort against Texas A&M on Jan. 29, 2023. It is Washington's sixth career game scoring 20 or more points, three of which have come this season. Washington leads Vanderbilt in scoring this season at 16.8 points per game.

ESPN.COM TEAM OF THE WEEK

ESPN.com named the Vanderbilt women's basketball team its Team of the Week on Nov. 27 after going undefeated at the South Point Thanksgiving Shootout.

CAMBRIDGE'S PUTTING UP THE POINTS

Graduate student Jordyn Cambridge scored a career-best 28 points in the win over Northern Iowa to close out the South Point Thanksgiving Shootout. It was Cambridge's third career game with 20-plus points.

BIG THREE

Vanderbilt had three players collect a double-double in the 77-74 win over Western Kentucky. Graduate student Jordyn Cambridge had a 13-rebound, 11-point performance, while fellow graduate student Jordyn Oliver posted 15 points and 10 rebounds. Junior Sacha Washington collected her third-straight double-double in the win over the Hilltoppers with a 16-point, 10-rebound effort.





DORE NOTES

DOUBLE TROUBLE

Junior Sacha Washington and Jordyn Cambridge each recorded a double-double in the win at UT Martin. Washington had a game-high 18 points and 10 rebounds against the Skyhawks, while Cambridge collected 16 points and a game-best 12 caroms.

Washington and Cambridge were also the last two Commodores to record a double-double in the same game before Thursday's performance. The last time they accomplished the feat was March 2, 2022, against Texas A&M in the first round of the SEC Tournament. Cambridge recorded a triple-double with 15 rebounds, 12 points, and 10 assists against the Aggies, while Washington had 12 points and 10 caroms.

OFFENSIVE BARRAGE

The Commodores put up the most points in the Shea Ralph era in Monday's season opener, as Vanderbilt scored 98 points in the 47-point win over Kennesaw State. The 98 points are also the most Vandy has scored in a season-opening game since putting up 102 points against Saint Francis (Pa.) to open the 2004-05 campaign.

IMMEDIATE IMPACT

A total of six players made their Vanderbilt debut in the season-opening win against Kennesaw State. The group made an immediate impact for the Commodores, as they scored a combined 51 points. Freshman Khamil Pierre led the newcomers with 14 points, while Justine Pissott, a transfer from Tennessee, tallied 12 points. Freshman Madison Greene came off the bench and scored nine points, while freshman Aga Makurat and Duke transfer Jordyn Oliver, a transfer from Duke, each registered eight points in a starting role.

PACING THE SEC

Jordyn Cambridge enters the 2023-24 season as the SEC's active leader in steals with 290. The 5-9 guard also has the second-most assists among active SEC players with 250 career assists.

WELCOME BACK

Graduate student Jordyn Cambridge and junior Iyana Moore each had a double-digit scoring performance in their first game back from injury. Each player scored 11 points in the season-opening win against Kennesaw State, which was their first game played for Vanderbilt in 592 days.

PRESEASON SEC HONORS FOR CAMBRIDGE

The media named graduate student Jordyn Cambridge to the 2023-24 Preseason All-SEC second team. The 5-9 guard returns after missing the 2022-23 season due to injury. The last time she was on the court, Cambridge averaged a career-best 10.7 points, 4.4 assists, and 3.9 steals per game during the 2021-22 campaign. The two-time All-SEC defensive team selection holds Vanderbilt's single-season record for steals, collecting 129 steals during the 2021-22 season.

RETURNING FIRE POWER

Vanderbilt has a pair of double-digit scorers returning to the roster that missed the 2022-23 season, with graduate student Jordyn Cambridge and junior Iyana Moore being granted a new bill of health this season. The duo averaged a combined 23.4 points per game in their last healthy season on the court in 2021-22. Moore chipped in 12.7 points per game en route to an All-SEC Freshman Team selection, while Cambridge was putting up 10.7 points per contest and earned a spot on the 2021-22 All-SEC Defensive Team. Junior Sacha Washington also brings back 11.1 points and a team-best 7.4 rebounds per game from a season ago.

A TRIPLE-DOUBLE THREAT

Graduate student Jordyn Cambridge is just one of two SEC players heading into the 2023-24 season that has recorded a triple-double in their career. Cambridge's triple-double performance came in the first round of the 2022 SEC Women's Basketball Tournament, where she had 15 rebounds, 13 points, and 10 assists vs. Texas A&M. She is just the second player in SEC history to post a triple-double at the SEC Tournament, joining Georgia's Terese Edwards Georgia (1986).

INCOMING TRANSFERS

Vanderbilt landed two players out of the transfer portal this offseason, as head coach Shea Ralph and the Commodores welcome in graduate student Jordyn Oliver from Duke and sophomore Justine Pissott from Tennessee. Both are former McDonald's All-American selections, with Oliver earning the honor back in 2019 and Pissott being selected to the 2022 team. Both players bring NCAA Tournament experience to Memorial Gym, as Oliver and Pissott helped their respective programs collect a win in last season's NCAA Tournament.

SEC PROJECTIONS

Vanderbilt will be out to prove the preseason prognosticators wrong this year. The Commodores were selected to finish 13th in the SEC Preseason Coaches Poll and 14th in the SEC Media Poll.



2023-24 STATISTICAL RANKINGS

Statistic	RANKING		
	NCAA D-1	SEC	Value
Assist/Turnover Ratio (349 ranked)	69	5	1.04
Assists Per Game (349 ranked)	65	6	15.2
Bench Points Per Game (349 ranked)	180	8	18.0
Blocks Per Game (349 ranked)	89	8	3.8
Field Goal Percentage (349 ranked)	131	8	41.8
Field Goal Percentage Defense (349 ranked)	149	10	39.7
Fouls Per Game (349 ranked)	115	7	16.0
Free Throw Attempts Per Game (349 ranked)	172	12	16.50
Free Throw Percentage (349 ranked)	165	7	71.1
Free Throws Made Per Game (349 ranked)	168	11	11.73
Rebound Margin (349 ranked)	140	8	2.0
Rebounds (Defensive) Per Game (349 ranked)	215	13	24.5
Rebounds (Offensive) Per Game (349 ranked)	68	8	13.2
Rebounds Per Game (349 ranked)	131	10	37.65
Scoring Defense (349 ranked)	107	6	61.2
Scoring Margin (349 ranked)	82	7	8.1
Scoring Offense (349 ranked)	114	10	69.3
Steals Per Game (349 ranked)	34	3	10.5
Three Point Attempts Per Game (349 ranked)	124	5	20.5
Three Point Percentage (349 ranked)	112	6	32.6
Three Point Percentage Defense (349 ranked)	65	4	28.5
Three Pointers Per Game (349 ranked)	115	6	6.7
Turnover Margin (349 ranked)	52	3	3.35
Turnovers Forced Per Game (349 ranked)	83	4	17.92
Turnovers Per Game (349 ranked)	95	5	14.6
Winning Percentage (349 ranked)	56	4	73.1

Individual	RANKINGS		
	NCAA D-1	SEC	Value
Jordyn Cambridge			
Assist/Turnover Ratio	108	9	1.70
Assists	64	4	112
Assists Per Game	86	5	4.3
Field Goal Attempts	136	10	307
Free Throw Percentage	185	11	77.0
Minutes Per Game	102	2	34.14
Steals	3	1	91
Steals Per Game	3	1	3.50
Sacha Washington			
Blocks	48	8	41
Blocks Per Game	68	8	1.58
Rebounds	82	9	198
Rebounds Per Game	132	10	7.6
Steals	119	11	47
Steals Per Game	181	13	1.81
Iyana Moore			
Free Throw Percentage	119	5	80.7
Jordyn Oliver			
Assist/Turnover Ratio	44	6	2.17

2023-24 SEC PLAYERS OF THE WEEK

Week	Player	Week	Player
11-14	Kamilla Cardoso, SC	01-30	Jerkaila Jordan, MSU
11-21	Madison Scott, MISS		Kamilla Cardoso, USC
	Raven Johnson, SC	02-06	Sarah Ashlee Barker, UA
11-28	Aneesah Morrow, LSU		Jewel Spear, UT
12-05	Ajae Petty, UK	02-13	Angel Reese, LSU
12-11	Te-Hina PaoPao, SC		
12-26	Lauren Park-Lane, MSU		
01-02	Darrione Rogers, MSU		
01-09	Rickeya Jackson, UT		
01-16	Honesty Scott-Grayson, AU		
	Jessika Carter, MSU		
01-23	Angel Reese, LSU		

2023-24 SEC FRESHMEN OF THE WEEK

Week	Player	Week	Player
11-14	Savannah Scott, AU	01-16	Khamil Pierre, VU
11-21	Taliah Scott, ARK	01-23	Milaysia Fulwiley, SC
11-28	Essence Cody, ALA		Mikaylah Williams, LSU
	Taliah Scott, ARK	01-30	Essence Cody, Ala
12-05	Taliah Scott, ARK		Mjracle Sheppard, MSU
12-11	Taliah Scott, ARK	02-06	Milaysia Fulwiley, SC
12-26	Taliah Scott, ARK	02-13	Khamil Pierre, VU
01-02	Khamil Pierre, VU		
	Quanirah Montague, MSU		
01-09	Mikaylah Williams, LSU		

LEADERS & MISCELLANEOUS STATS

Leading Scorer - Season J. Cambridge/I. Moore - 12.8 ppg	Ind. High Points - Game Iyana Moore - 37 pts (Jan. 11, 2024 - at Kentucky)	Largest Margin of Victory 47 pts - 98-51 Nov. 6, 2023 - vs. Kennesaw State
Leader in FG% - Season Jordyn Oliver - 57.6%	Ind. High Rebounds - Game Sacha Washington - 17 reb (Nov. 12, 2023 - Fairfield)	Largest Halftime Lead 37 pts - 66-29 Nov. 6, 2023 - vs. Kennesaw State
Leader in FT% - Season Iyana Moore - 80.7%	Leader in 3-P FG% - Season Justine Pissott - 36.3%	Largest Halftime Deficit 19 pts - 39-20 Feb. 8, 2024 - vs. LSU
Leader in 3-P FG-M - Season Justine Pissott - 41 3-Pt FGM	Ind. High FT-M - Game Sacha Washington - 10 FTM (2x) (Last: Nov. 20, 2023 - Alabama State)	Largest Vandy Lead 51 pts - 80-29 Nov. 6, 2023 - vs. Kennesaw State
Leading Rebounder - Season Sacha Washington - 7.6 rpg	Leader in Assists - Season Jordyn Cambridge - 4.3 apg	Largest Vandy Deficit 26 pts - 62-36 Nov. 29, 2023 - at NC State
Leader in Blocks - Season Sacha Washington - 1.6 bpg	Leader in Steals - Season Jordyn Cambridge - 3.5 spg	Longest Scoring Run 19-0 Nov. 6, 2023 - vs. Kennesaw State
20-Pt Scoring Games Iyana Moore, 4	Ind. High Blocks - Game Jordyn Cambridge, 3 Sacha Washington, 3 Khamil Pierre, 1	Longest Opp. Scoring Run 14-0 Feb. 5, 2024 - Alabama
30-Pt Scoring Games Iyana Moore, 1 Sacha Washington, 1	Ind. High Steals - Game Sacha Washington - 8 stl (Dec. 3, 2023 - Louisiana Tech)	Largest 1st Half Deficit in a Win 9 pts - 9-0 Jan. 18, 2024 - vs. Auburn
	Jordyn Cambridge - 8 stl (Dec. 31, 2023 - Radford)	Largest 2nd Half Deficit in a Win 12 Nov. 9, 2023 - at UT Martin

SCORING HIGH-LOW QUARTERS

Most 1st Quarter Points 36 - vs. Alabama State Nov. 20, 2023	Fewest 1st Quarter Points 6 (2x) - Last: Auburn Jan. 18, 2024
Most 1st Quarter Points (SEC Games) 23 - at Kentucky Jan. 11, 2024	Fewest 1st Quarter Points (SEC Games) 6 - Auburn Jan. 18, 2024
Most 2nd Quarter Points 35 - vs. Kennesaw State Nov. 6, 2023	Fewest 2nd Quarter Points 8 - vs. Alabama State Nov. 20, 2023
Most 2nd Quarter Points (SEC Games) 31 - at Kentucky Jan. 11, 2024	Fewest 2Q Points (SEC Games) 11 - at Texas A&M Feb. 15, 2024
Most 3rd Quarter Points 30 - at Kentucky Jan. 11, 2024	Fewest 3rd Quarter Points 9 - vs. Dayton Dec. 20, 2023
Most 3rd Quarter Points (SEC Games) 30 - at Kentucky Jan. 11, 2024	Fewest 3rd Quarter Points (SEC Games) 14 (2x) - Last: at Georgia Feb. 11, 2024
Most 4th Quarter Points 26 - vs. NC State Nov. 29, 2023	Fewest 4th Quarter Points 11 - Missouri Jan. 16, 2024
Most 4th Quarter Points (SEC Games) 25 - at South Carolina Jan. 28, 2024	Fewest 4th Quarter Points (SEC Games) 11 - Missouri Jan. 16, 2024



2023-24 OVERALL STATS

Game Records

Record	Overall	Home	Away	Neutral
ALL GAMES	19-7	11-4	6-3	2-0
CONFERENCE	6-6	2-4	4-2	0-0
NON-CONFERENCE	13-1	9-0	2-1	2-0

Score by Periods

Team	1st	2nd	3rd	4th	OT	TOT
Vanderbilt	429	449	463	462	0	1803
Opponents	354	340	455	443	0	1592

Team Box Score

No.	Player				Total		3-Point		F-Throw		Rebounds				PF DQ		A TO BLK STL				PTS		AVG
		GP-GS	MIN	AVG	FG-FGA	FG%	3FG-3FGA	3FG%	FT-FTA	FT%	OFF	DEF	TOT	AVG	PF	DQ	A	TO	BLK	STL	PTS		
3	CAMBRIDGE, Jordyn	26-26	887:45	34.1	114-307	.371	39-129	.302	67-87	.770	44	117	161	6.2	62	2	112	66	6	91	334	12.8	
23	MOORE, Iyana	26-26	827:20	31.8	112-295	.380	39-124	.315	71-88	.807	25	59	84	3.2	60	0	70	66	1	35	334	12.8	
35	WASHINGTON, Sacha	26-26	747:34	28.8	126-242	.521	0-0	.000	64-102	.627	84	114	198	7.6	70	3	35	70	41	47	316	12.2	
12	PIERRE, Khamil	26-4	463:32	17.8	91-198	.460	2-8	.250	48-73	.658	49	79	128	4.9	64	2	18	39	12	24	232	8.9	
4	GREENE, Madison	11-0	217:11	19.7	31-73	.425	10-28	.357	4-6	.667	5	11	16	1.5	22	0	13	14	0	15	76	6.9	
13	PISSOTT, Justine	26-22	529:51	20.4	63-180	.350	41-113	.363	9-13	.692	11	43	54	2.1	41	1	21	31	14	7	176	6.8	
11	OLIVER, Jordyn	25-23	673:59	27.0	57-99	.576	1-2	.500	12-18	.667	44	82	126	5.0	32	0	76	35	7	27	127	5.1	
24	MAKURAT, Aga	26-3	405:24	15.6	42-114	.368	28-79	.354	11-14	.786	11	29	40	1.5	23	0	17	27	12	10	123	4.7	
5	ALLEN, Ryanne	23-0	163:10	7.1	17-44	.386	13-36	.361	9-12	.750	6	17	23	1.0	15	0	13	7	1	7	56	2.4	
14	MITCHELL, Aiyana	12-0	44:30	3.7	4-9	.444	0-0	.000	2-4	.500	4	6	10	0.8	8	0	0	3	3	0	10	0.8	
2	BROWN, Jada	13-0	100:19	7.7	2-15	.133	1-12	.083	4-6	.667	1	9	10	0.8	11	0	5	6	0	2	9	0.7	
21	LACHANCE, Bella	18-0	139:27	7.7	3-9	.333	0-3	.000	4-6	.667	2	14	16	0.9	9	0	14	4	1	8	10	0.6	
Team											56	57	113						11				
Total		26	5200		662-1585	.418	174-534	.326	305-429	.711	342	637	979	37.7	417	8	394	379	98	273	1803	69.3	
Opponents		26	5200		589-1484	.397	151-530	.285	263-375	.701	304	624	928	35.7	437	11	314	466	80	190	1592	61.2	

Team Statistics

	VANDY	OPP
Scoring	1803	1592
Points per game	69.3	61.2
Scoring margin	+8.1	-
Field goals-att	662-1585	589-1484
Field goal pct	.418	.397
3 point fg-att	174-534	151-530
3-point FG pct	.326	.285
3-pt FG made per game	6.7	5.8
Free throws-att	305-429	263-375
Free throw pct	.711	.701
F-Throws made per game	11.7	10.1
Rebounds	979	928
Rebounds per game	37.7	35.7
Rebounding margin	+2.0	-
Assists	394	314
Assists per game	15.2	12.1
Turnovers	379	466
Turnovers per game	14.6	17.9
Turnover margin	+3.3	-
Assist/turnover ratio	1.0	0.7
Steals	273	190
Steals per game	10.5	7.3
Blocks	98	80
Blocks per game	3.8	3.1
Winning streak	2	-
Home win streak	0	-
Attendance	37481	49302
Home games-Avg/Game	15-2499	9-5478
Neutral site-Avg/Game	-	2-232

Team Results

Date	Opponent		Score	Att.
11/06/2023	Kennesaw St.	W	98-51	2943
11/09/2023	at UT Martin	W	70-68	1987
11/12/2023	Fairfield	W	73-70	1886
11/15/2023	Western Ky.	W	77-74	1642
11/20/2023	Alabama St.	W	88-42	1612
11/24/2023	vs Iowa St.	W	68-53	235
11/25/2023	vs UNI	W	68-64	228
11/29/2023	at NC State	L	62-70	5500
12/03/2023	Louisiana Tech	W	71-63	1829
12/07/2023	at Butler	W	51-39	873
12/17/2023	Lipscomb	W	72-50	2258
12/20/2023	Dayton	W	70-53	1855
12/29/2023	FDU	W	73-41	1960
12/31/2023	Radford	W	80-53	1834
01/04/2024	at Mississippi St.	W	71-66	4261
01/07/2024	Florida	W	63-57	4737
01/11/2024	at Kentucky	W	95-73	3339
01/14/2024	Missouri	L	63-65	2560
01/18/2024	Auburn	W	53-50	1848
01/21/2024	at Tennessee	L	64-73	9088
01/28/2024	at South Carolina	L	74-91	18000
02/01/2024	Ole Miss	L	61-67	2106
02/05/2024	Alabama	L	66-74	2057
02/08/2024	LSU	L	62-85	6354
02/11/2024	at Georgia	W	61-55	3187
02/15/2024	at Texas A&M	W	49-45	3067



2023-24 SEC STATS

Game Records

Record	Overall	Home	Away	Neutral
ALL GAMES	6-6	2-4	4-2	0-0
CONFERENCE	6-6	2-4	4-2	0-0
NON-CONFERENCE	0-0	0-0	0-0	0-0

Score by Periods

Team	1st	2nd	3rd	4th	OT	TOT
Vanderbilt	162	192	218	210	0	782
Opponents	175	174	225	227	0	801

Team Box Score

No.	Player	Total			3-Point		F-Throw		Rebounds				Other Stats									
		GP-GS	MIN	AVG	FG-FGA	FG%	3FG-3FGA	3FG%	FT-FTA	FT%	OFF	DEF	TOT	AVG	PF	DQ	A	TO	BLK	STL	PTS	AVG
23	MOORE, Iyana	12-12	450:00	37.5	67-160	.419	25-70	.357	45-50	.900	7	34	41	3.4	29	0	37	41	0	18	204	17.0
12	PIERRE, Khamil	12-3	271:12	22.6	54-112	.482	2-8	.250	33-49	.673	24	52	76	6.3	33	1	9	23	5	13	143	11.9
3	CAMBRIDGE, Jordyn	12-12	405:20	33.8	44-136	.324	15-62	.242	24-31	.774	10	43	53	4.4	34	2	48	36	3	27	127	10.6
35	WASHINGTON, Sacha	12-12	348:02	29.0	43-96	.448	0-0	.000	26-39	.667	32	46	78	6.5	37	3	12	31	17	16	112	9.3
13	PISSOTT, Justine	12-11	256:45	21.4	27-75	.360	19-54	.352	0-0	.000	4	25	29	2.4	16	1	8	19	8	5	73	6.1
11	OLIVER, Jordyn	12-10	330:48	27.6	20-40	.500	0-1	.000	4-6	.667	19	35	54	4.5	20	0	35	18	3	15	44	3.7
24	MAKURAT, Aga	12-0	167:10	13.9	15-44	.341	11-35	.314	3-4	.750	6	11	17	1.4	7	0	7	12	4	5	44	3.7
5	ALLEN, RYANNE	11-0	56:02	5.1	6-15	.400	6-15	.400	0-2	.000	0	4	4	0.4	7	0	0	4	1	1	18	1.6
2	BROWN, Jada	5-0	40:09	8.0	1-5	.200	1-4	.250	4-6	.667	0	1	1	0.2	6	0	0	2	0	1	7	1.4
14	MITCHELL, Aiyana	4-0	17:38	4.4	2-3	.667	0-0	.000	1-2	.500	2	1	3	0.8	4	0	0	1	2	0	5	1.3
21	LACHANCE, Bella	10-0	56:54	5.7	1-1	1.000	0-0	.000	3-4	.750	0	6	6	0.6	6	0	4	1	0	1	5	0.5
Team											29	28	57					7				
Total		12	2400		280-687	.408	79-249	.317	143-193	.741	133	286	419	34.9	199	7	160	195	43	102	782	65.2
Opponents		12	2400		298-708	.421	58-203	.286	147-203	.724	148	286	434	36.2	193	5	141	185	44	99	801	66.8

Team Statistics

	VANDY	OPP
Scoring	782	801
Points per game	65.2	66.8
Scoring margin	-1.6	-
Field goals-att	280-687	298-708
Field goal pct	.408	.421
3 point fg-att	79-249	58-203
3-point FG pct	.317	.286
3-pt FG made per game	6.6	4.8
Free throws-att	143-193	147-203
Free throw pct	.741	.724
F-Throws made per game	11.9	12.3
Rebounds	419	434
Rebounds per game	34.9	36.2
Rebounding margin	-1.3	-
Assists	160	141
Assists per game	13.3	11.8
Turnovers	195	185
Turnovers per game	16.3	15.4
Turnover margin	-0.8	-
Assist/turnover ratio	0.8	0.8
Steals	102	99
Steals per game	8.5	8.3
Blocks	43	44
Blocks per game	3.6	3.7
Winning streak	2	-
Home win streak	0	-
Attendance	19662	40942
Home games-Avg/Game	6-3277	6-6824
Neutral site-Avg/Game	-	0-0

Team Results

Date	Opponent	Score	Att.
01/04/2024	at Mississippi St.	W 71-66	4261
01/07/2024	Florida	W 63-57	4737
01/11/2024	at Kentucky	W 95-73	3339
01/14/2024	Missouri	L 63-65	2560
01/18/2024	Auburn	W 53-50	1848
01/21/2024	at Tennessee	L 64-73	9088
01/28/2024	at South Carolina	L 74-91	18000
02/01/2024	Ole Miss	L 61-67	2106
02/05/2024	Alabama	L 66-74	2057
02/08/2024	LSU	L 62-85	6354
02/11/2024	at Georgia	W 61-55	3187
02/15/2024	at Texas A&M	W 49-45	3067



2023-24 GAME HIGHS & LOWS

OPPONENT	DATE	SCORE	W/L	POINTS	REBOUNDS	ASSISTS	STEALS	BLOCKS
Kennesaw State	11-06-23	98-51	W	Washington (16)	Allen/Pierre/Washington (6)	Cambridge (7)	Cambridge (5)	Makurat/Pierre (2)
at UT Martin	11-09-23	70-68	W	Washington (18)	Cambridge (12)	Cambridge (6)	Cambridge (4)	Pissott/Washington (2)
Fairfield	11-12-23	73-70	W	Moore (25)	Washington (17)	Washington (7)	Cambridge (5)	N/A
Western Kentucky	11-15-23	77-74	W	Makurat (18)	Cambridge (13)	Cambridge (8)	Washington (5)	Washington (4)
Alabama State	11-20-23	88-42	W	Washington (24)	Washington (7)	Cambridge (7)	Cambridge (5)	Pierre (2)
vs. Iowa State	11-24-23	68-53	W	Moore (21)	Cambridge (11)	Cambridge/Moore/Oliver (3)	Washington (3)	Oliver/Washington (1)
vs. Northern Iowa	11-25-23	68-64	W	Cambridge (28)	Oliver (11)	Oliver (6)	Cambridge (7)	4 Tied w/ 1
at NC State	11-29-23	70-62	L	Cambridge (15)	Oliver (8)	Greene (4)	Cambridge (5)	Washington (5)
Louisiana Tech	12-03-23	71-63	W	Washington (33)	Cambridge (10)	Oliver (6)	Washington (8)	Washington (2)
at Butler	12-07-23	51-39	W	Cambridge (12)	Washington (9)	Moore/Oliver (4)	Cambridge (4)	Oliver/Washington (1)
Lipscomb	12-17-23	72-50	W	Cambridge (23)	Cambridge (14)	Cambridge (5)	Cambridge (4)	4 Tied w/ (1)
Dayton	12-20-23	70-53	W	Cambridge (22)	Washington (15)	Cambridge/Oliver/Washington (3)	Cambridge (5)	Washington (6)
FDU	12-29-23	73-41	W	Moore/Washington (14)	Pierre/Washington (7)	Cambridge (6)	Cambridge/Oliver (3)	Pissott (1)
Radford	12-31-23	80-53	W	Cambridge (18)	Washington (9)	Cambridge (5)	Cambridge (8)	Makurat (2)
at Mississippi State	01-04-24	71-66	W	Moore (29)	Oliver (9)	Cambridge (4)	Oliver (4)	Washington (3)
Florida	01-07-24	63-57	W	Cambridge (24)	Cambridge (8)	Cambridge (3)	4 Tied/3	Makurat (3)
at Kentucky	01/11/24	95-73	W	Moore (37)	Pierre/Washington (6)	Cambridge (12)	Cambridge/Moore (3)	5 Tied w/ 1
Missouri	01/14/24	65-63	L	Pierre (16)	Pierre (12)	Moore (5)	4 Tied w/ 2	Washington (2)
Auburn	01/18/24	53-50	W	Pierre (17)	Pierre (10)	Cambridge/Oliver (3)	Cambridge (3)	Washington (4)
at Tennessee	01/21/24	73-64	L	Moore (19)	Cambridge/Washington (6)	Moore/Oliver (5)	Cambridge (3)	Cambridge (2)
at South Carolina	01/28/24	91-74	L	Makurat/Washington (18)	Makurat/Washington (7)	Cambridge (8)	Cambridge (2)	Pissott (2)
Ole Miss	02/01/24	67-61	L	Moore (18)	Cambridge/Washington (6)	Oliver (7)	Oliver (3)	Makurat/Pissott/Washington (1)
Alabama	02/05/24	74-66	L	Moore/Washington (16)	Washington (10)	Moore (5)	Washington (2)	Oliver/Washington (2)
LSU	02/08/24	85-62	L	Moore (17)	Pierre (11)	Cambridge (6)	Cambridge (5)	Pierre (2)
at Georgia	02/11/24	61-55	W	Pierre (28)	Washington (11)	Moore (4)	Cambridge/Moore (3)	Pissott (2)
at Texas A&M	02/15/24	49-45	W	Pierre (11)	Pierre/Washington (8)	Oliver (4)	Moore/Washington (2)	Pissott/Washington (1)

POINTS	REBOUNDS	ASSISTS	STEALS	BLOCKS					
Moore	9 (5-4)	Washington	14 (10-4)	Cambridge	15 (13-2)	Cambridge	19 (14-5)	Washington	15 (11-4)
Cambridge	7 (6-1)	Cambridge	8 (6-2)	Oliver	9 (8-1)	Washington	5 (4-1)	Makurat	6 (5-1)
Washington	7 (5-2)	Pierre	7 (5-2)	Moore	6 (3-3)	Oliver	5 (3-2)	Pierre	5 (4-1)
Pierre	4 (3-1)	Oliver	3 (3-1)	Washington	2 (2-0)	Moore	4 (3-1)	Pissott	7 (5-2)
Makurat	2 (1-1)	Allen	1 (1-0)	Greene	1 (0-1)	Pierre	2 (1-1)	Cambridge	4 (3-1)
		Makurat	1 (0-1)			Greene	1 (0-1)	Oliver	3 (3-0)
								Mitchell	2 (2-0)

GAME-BY-GAME STATS

Opponent	Date	Score	W/L	Total		3-Pointers		Free throws		Rebounds				Blocks				Points		
				FG-FGA	PCT	3FG-3FGA	PCT	FT-FTA	PCT	OFF	DEF	TOT	AVG	PF	A	TO	BLK	STL	PTS	AVG
Kennesaw St.	11/06/2023	98-51	W	31-66	.470	10-24	.417	26-31	.839	13	26	39	39.0	15	22	9	6	12	98	98.0
at UT Martin	11/09/2023	70-68	W	28-69	.406	7-21	.333	7-12	.583	22	23	45	42.0	11	19	12	7	9	70	84.0
Fairfield	11/12/2023	73-70	W	23-59	.390	5-20	.250	22-33	.667	17	20	37	40.3	16	14	13	0	15	73	80.3
Western Ky.	11/15/2023	77-74	W	25-66	.379	9-25	.360	18-29	.621	23	27	50	42.8	15	17	19	5	12	77	79.5
Alabama St.	11/20/2023	88-42	W	35-59	.593	7-17	.412	11-17	.647	8	24	32	40.6	19	25	16	3	16	88	81.2
vs Iowa St.	11/24/2023	68-53	W	23-61	.377	7-28	.250	15-16	.938	9	28	37	40.0	16	13	8	2	10	68	79.0
vs UNI	11/25/2023	68-64	W	28-64	.438	7-17	.412	5-13	.385	12	27	39	39.9	20	15	10	4	12	68	77.4
at NC State	11/29/2023	62-70	L	23-67	.343	7-21	.333	9-10	.900	12	23	35	39.3	23	11	13	7	12	62	75.5
Louisiana Tech	12/03/2023	71-63	W	29-65	.446	5-22	.227	8-14	.571	16	18	34	38.7	16	22	15	2	15	71	75.0
at Butler	12/07/2023	51-39	W	22-64	.344	0-9	.000	7-12	.583	21	20	41	38.9	12	12	12	2	12	51	72.6
Lipscomb	12/17/2023	72-50	W	30-71	.423	5-16	.313	7-11	.636	15	32	47	39.6	10	10	7	4	8	72	72.5
Dayton	12/20/2023	70-53	W	26-54	.481	9-16	.563	9-16	.563	13	28	41	39.8	13	16	20	8	10	70	72.3
FDU	12/29/2023	73-41	W	26-61	.426	7-25	.280	14-17	.824	17	28	45	40.2	17	16	17	1	11	73	72.4
Radford	12/31/2023	80-53	W	33-72	.458	10-24	.417	4-5	.800	11	27	38	40.0	15	22	13	4	17	80	72.9
at Mississippi St.	01/04/2024	71-66	W	27-55	.491	7-20	.350	10-10	1.000	9	26	35	39.7	15	15	20	3	9	71	72.8
Florida	01/07/2024	63-57	W	18-51	.353	4-13	.308	23-30	.767	11	28	39	39.6	14	8	25	5	15	63	72.2
at Kentucky	01/11/2024	95-73	W	38-65	.585	9-18	.500	10-11	.909	12	27	39	39.6	15	29	13	5	8	95	73.5
Missouri	01/14/2024	63-65	L	22-58	.379	6-23	.261	13-18	.722	13	31	44	39.8	17	12	14	3	8	63	72.9
Auburn	01/18/2024	53-50	W	18-47	.383	4-19	.211	13-17	.765	6	29	35	39.6	14	10	21	5	6	53	71.9
at Tennessee	01/21/2024	64-73	L	25-60	.417	9-24	.375	5-6	.833	7	18	25	38.9	17	14	15	3	7	64	71.5
at South Carolina	01/28/2024	74-91	L	27-67	.403	8-25	.320	12-13	.923	15	20	35	38.7	14	13	9	2	3	74	71.6
Ole Miss	02/01/2024	61-67	L	21-53	.396	8-17	.471	11-21	.524	11	18	29	38.2	18	10	16	3	8	61	71.1
Alabama	02/05/2024	66-74	L	23-59	.390	9-24	.375	11-19	.579	14	21	35	38.1	21	13	12	4	5	66	70.9
LSU	02/08/2024	62-85	L	20-64	.313	6-32	.188	16-21	.762	14	21	35	38.0	23	11	19	5	13	62	70.5
at Georgia	02/11/2024	61-55	W	23-52	.442	2-14	.143	13-18	.722	10	27	37	37.9	13	13	17	3	10	61	70.2
at Texas A&M	02/15/2024	49-45	W	18-56	.321	7-20	.350	6-9	.667	11	20	31	37.7	18	12	14	2	10	49	69.3
Total		1803		662-1585	.418	174-534	.326	305-429	.711	342	637	979	37.7	417	394	379	98	273	1803	69.3
Opponents		1592		589-1484	.397	151-530	.285	263-375	.701	304	624	928	35.7	437	314	466	80	190	1592	61.2





GAME COMPARISONS

Opponent	1st	2nd	3rd	4th	Final	Mar	Total FG	FG Pct	3-Pointers	3FG Pct	Free Throws	FT Pct	Rbds	Mar	Ast	TOver	Block	Steal	Fouls
Kennesaw State	31-8	35-21	17-8	15-14	98-51	+47	31-66/21-63	.470/.333	10-24/6-12	.417/.250	26-31/6-12	.839/.500	39/42	-3	22/8	9/24	6/3	12/3	15/ 26
at UT Martin	13-18	13-12	24-25	20-13	70-68	+2	28-69/28-58	.406/.483	7-21/11-28	.333/.393	7-12/ 1-4	.583/. 250	45/30	+15	19/22	12/14	7/3	9/6	11/15
Fairfield	22-17	16-13	21-15	14-25	73-70	+3	23-59/26-52	.390/.500	5-20/10-31	.250/.323	22-33/8-10	.667/.800	37/31	+6	14/19	13/26	0/2	15/4	16/24
Western Kentucky	18-16	13-12	23-25	23-21	77-74	+3	25-66/26-57	.379/.456	9-25/ 12-32	.360/.375	18-29/10-12	.621/.833	50/29	+21	17/14	19/18	5/5	12/8	15/22
Alabama State	36-10	8-8	20-16	24-8	88-42	+46	35-59/ 13-51	.593/.255	7-17/5-11	.412/.455	11-17/11-20	.647/.550	32/38	-6	24/8	16/25	3/3	15/10	19-19
vs. Iowa State	11-12	17-4	15-24	25-13	68-53	+15	23-61/22-58	.377/.379	7-28/4-21	.250/.190	15-16/5-10	.938/.500	37/38	-1	13/19	8/16	2/2	10/3	16/15
vs. Northern Iowa	17-12	21-11	17-19	13-22	68-64	+4	28-64/22-53	.438/.415	7-17/7-28	.412/.250	5-13/13-16	.385/.813	39/34	+5	15/13	10/17	4/2	12/5	20/15
at NC State	11-13	15-22	10-19	26-16	62-70	-8	23-67/23-59	.343/.390	7-21/6-18	.333/.333	9-10/18- 30	.900/.600	35/50	-15	11/11	13/15	7/7	12/6	23/15
Louisiana Tech	19-16	11-10	24-15	17-22	71-63	+8	29-65/24-49	.446/.490	5-22/4-16	.227/.250	8-14/11-14	.571/.786	34/31	+3	22/14	15/24	2/4	15/10	16/13
at Butler	6-7	14-4	15-18	16-10	51-39	+12	22-64/14- 44	.344/.318	0-9/7-25	.000/.280	7-12/4-4	.538/ 1.000	41/31	+10	12/9	12/24	2/1	12/10	12/17
Lipscomb	15-10	24-11	13-17	20-12	72-50	+22	30-71/19/64	.423/.297	5-16/6-28	.313/.214	7-11/6-9	.636/.667	47/42	+5	10/19	7/12	4/1	8/4	10/13
Dayton	17-17	25-9	9-15	19-12	70-53	+17	26-54/19-61	.481/.311	9-16/7-23	.563/.304	9-16/8-10	.563/.800	41/30	+11	16/10	20/19	8/1	10/9	15/13
FDU	23-9	28-11	12-7	10-14	73-41	+32	26-61/15-51	.426/.294	7-25/7- 35	.280/.200	14-17/4-7	.824/.571	45/30	+15	16/8	17/22	1/1	11/7	17/23
Radford	28-14	17-18	25-7	10-14	80-53	+27	33- 72 /19-56	.458/.339	10-24/4-19	.417/.211	4-5/11-14	.800/.786	38/38	--	22/8	13/24	4/1	17/6	15/12
at Mississippi State	18-14	18-19	20-17	15-16	71-66	+5	27-55/25-58	.491/.431	7-20/6-20	.350/.300	10-10/10-12	1.000/.833	35/ 28	+7	15/14	20/14	3/6	9/13	15/14
Florida	11-19	15-7	16-19	21-12	63-57	+6	18-51 /23-59	.353/.390	4-13/3-16	.308/.188	23-30/8-10	.767/.800	39/34	+5	8/8	25/24	4/5	15/17	14/23
at Kentucky	23-13	21-21	30-19	21-20	95-73	+23	38-65 /27-67	.585/.403	9-18/5-19	.500/.263	10-11/14-22	.909/.636	39/32	+7	29/11	13/14	5/3	8/7	15/14
Missouri	14-13	15-11	23-20	11-21	63-65	-2	22-58/25-55	.379/.455	6-23/9-22	.261/.409	13-18/6-11	.722/.545	44/28	+16	12/14	14/10	3/2	8/10	17/14
Auburn	6-9	16-14	18-18	13-9	53-50	+3	18-47 /21-59	.383/.356	4-19/ 1-13	.211/ .077	13-17/7-12	.765/.583	35/34	+1	10/12	21/15	5/2	6/9	14/18
at Tennessee	17-20	16-13	14-18	17-22	64-73	-9	25-60/26-55	.417/.473	9-24/4-15	.375/.267	5-6/17-18	.833/.944	25/35	-10	14/16	15/19	3/0	7/7	17/10
at South Carolina	17-18	13-24	19-25	25-24	74-91	-17	27-67/ 35-68	.403/.515	8-25/7-23	.320/.304	12-13/14-18	.923/.778	35/37	-2	13/20	9/6	2/7	3/3	14/13
Ole Miss	12-9	17-21	15-21	17-16	61-67	-6	21-53/22-51	.396/.431	8-17/3- 10	.471/.300	11-21/ 20-24	.524/.833	29/39	-10	10/3	16/18	3/3	8/5	18/22
Alabama	12-16	21-8	19-22	14-28	66-74	-8	23-59/23-54	.390/.426	9-24/9-20	.375/.450	11-19/19-27	.579/.704	35/40	-5	13/12	12/12	4/5	5/6	21/15
LSU	7-22	13-17	20-19	22-27	62-85	-23	20-64/ 32-73	.438/.313	6- 32 /2-13	.188/.154	16-21/19-29	.762/.655	35/57	-22	11/9	19/18	5/6	13/12	23/18
at Georgia	14-13	12-8	14-13	21-21	61-55	+6	23-52/21-59	.442/.356	2-14/5-18	.143/.278	13-18/8-10	.722/.800	37/31	+6	13/10	17/15	3/2	10/4	13/17
at Texas A&M	11-9	15-11	10-14	13-11	49-45	+4	18-56/18-50	.321/.360	7-20/4-14	.350/.286	6-9/5-10	.667/.500	31-39	-8	12/12	14/20	2/4	10/6	15/18
SEASON TOTAL	429-354	449-340	463-455	462-443	1803-1592	+211	662-1585/589-1484	.418/.397	174-534/151-530	.326/.285	305-429/263-375	.711/.701	979/928	+51	394/314	379/466	98/80	273/190	417/437
SEASON AVG	16.5-13.6	17.3-13.1	17.8-17.5	17.8-17.0	69.3-61.2	+8.1	25.5-61.0/22.8-57.1		6.7-20.5/5.8-20.4		11.7-16.8/10.1-14.4		37.7/35.7	+2.0	15.2/12.1	14.6/17.9	3.8/3.1	10.5/7.3	16.0/16.8

KEY - SEASON HIGH | SEASON LOW

2023-24 GAME HIGHS & LOWS

HIGHS

Points	98	Kennesaw State (11/06/23)
FG Made	38	at Kentucky (01/11/24)
FG Attempts	72	Radford (12/31/23)
3-Pt FG Made	10	Kennesaw State (11/06/23)
		Radford (12/31/23)
3-PT FG Attempts	32	LSU (02/08/24)
FT Made	26	Kennesaw State (11/06/23)
FT Attempts	33	Fairfield (11/12/23)
Rebounds	50	Western Kentucky (11/15/23)
Assists	29	at Kentucky (01/11/24)
Steals	17	Radford (12/31/23)
Blocks	8	Dayton (12/20/23)
Turnovers	25	Florida (01/07/24)
Fouls	23	at NC State (11/29/23)
		LSU (02/08/24)

LOWS

Points	49	at Texas A&M (02/15/24)
FG Made	18	Florida (01/07/24)
		Auburn (01/18/24)
		at Texas A&M (02/15/24)
FG Attempts	47	Auburn (01/18/24)
3-Pt FG Made	0	at Butler (12/07/23)
3-PT FG Attempts	9	at Butler (12/07/23)
		Dayton (12/20/23)
FT Made	4	Radford (12/31/23)
FT Attempts	5	at NC State (11/29/23)
		Radford (12/31/23)
Rebounds	25	at Tennessee (01/21/24)
Assists	8	Florida (01/07/24)
Steals	3	at South Carolina (01/28/24)
Blocks	0	Fairfield (11/12/23)
Turnovers	7	Lipscomb (12/17/23)
Fouls	10	Lipscomb (12/17/23)



LAST TIME VANDY BASKETBALL...

SCORING

Less than 40 points	31, at East Tennessee St., Johnson City, Tenn., 12/01/22
40-49 points	49, at Texas A&M in College Station, Texas, 02/15/24
Less than 50 points and Won	49, at Texas A&M in College Station, Texas, 02/15/24
90-99 points	95, vs. Kentucky in Lexington, Ky., 01/11/24
100+ points (regulation)	106, at Tennessee State in Nashville, 11/25/19
100+ points	106, at Tennessee State in Nashville, 11/25/19

OPPONENT SCORING

Less than 40 points	39, Butler in Indianapolis, 12/07/23
40-49 points	41, Fairleigh Dickinson in Nashville, 12/29/23
Less than 50 points and Won	43, East Tennessee St., Johnson City, Tenn., 12/01/22
90-99 points	91, South Carolina in Columbia, S.C., 01/28/24
100+ points (regulation)	106, South Carolina in Nashville, 01/14/21
100+ points	106, South Carolina in Nashville, 01/14/21

FIELD GOAL PERCENTAGE

20.0%-29.9% shooting	27.9% (19-68), at Florida in Gainesville, Fla., 01/22/23
.30.0%-39.9% shooting	32.1% (18-56), at Texas A&M in College Station, TX, 02/15/24
.30.0%-39.9% shooting and won	32.1% (18-56), at TAMU in College Station, TX, 02/15/24
.50.0%-59.9% shooting	58.5% (38-65) vs. Kentucky in Lexington, Ky., 01/11/24
.60.0% shooting or higher	69.2% (36-52) vs. Air Force in Nashville, 11/30/15

OPPONENT FIELD GOAL PERCENTAGE

20.0%-29.9% shooting	29.4% (15-51), Fairleigh Dickinson in Nashville, 12/29/23
20.0%-29.9% shooting and won	27.4% (17-62), East Tennessee St. in Johnson City, TN, 12/01/22
.30.0%-39.9% shooting	36.0% (18-50), Texas A&M in College Station, Texas, 02/15/24
.30.0%-39.9% shooting and won	39.0% (23-59), NC State in Raleigh, NC, 11/29/23
.50.0%-59.9% shooting	51.5% (35-68), South Carolina in Columbia, S.C., 01/28/24
.60.0% shooting or higher	66.7% (28-42) Georgia in Nashville, 02/05/23

FREE THROW PERCENTAGE

Less than 50.0%	38.5% (5-13) vs. Northern Iowa in Las Vegas, 11/25/23
90.0%-99.9%	92.3% (12-13) vs. South Carolina in Columbia, S.C., 01/28/24
1.000%	10-10, at Mississippi St. in Starkville, Miss., 01/04/24
1.000% with 10 or more makes	10-10, at Mississippi St. in Starkville, Miss., 01/04/24

OPPONENT FREE THROW PERCENTAGE

Less than 50.0%	25.0% (1-4), UT Martin in Martin, Tenn., 11/09/23
90.0%-99.9%	91.3% (21-23), at Kansas in Lawrence, Kan., 12/05/21
1.000%	4-4, Butler in Indianapolis, 12/07/23
1.000% with 10 or more makes	12-12, Texas A&M in College Station, Texas, 02/10/22

BASKETS MADE

40+ field goals made	46, at Tennessee State in Nashville, 11/25/19
10-14 3-point field goals made	10, vs. Radford in Nashville, 12/31/23
15+ 3-point field goals made	17, Alabama State in Nashville, 12/28/21
Did not make a 3-pointer	0-9, at Butler in Indianapolis, 12/07/23
Made 20+ free throws	23 (23-30), vs. Florida in Nashville, 01/07/24
Made less than five free throws	4 (4-5), vs. Radford in Nashville, 12/31/23
Made 5-10 free throws	6 (6-9), at Texas A&M in College Station, Texas, 02/15/24

OPPONENT BASKETS MADE

40+ field goals made	42, South Carolina in Nashville, 01/14/21
10-14 3-point field goals made	12, vs. Western Ky. in Nashville, 11/16/23
15+ 3-point field goals made	16, Alabama in Tuscaloosa, Ala., 02/16/23
Did not make a 3-pointer	0-8, Ole Miss in Nashville, 02/20/22
Made 20+ free throws	20 (20-24), Ole Miss in Nashville, 02/01/24
Made less than five free throws	4 (4-4), Butler in Indianapolis, 12/07/23
Made 5-10 free throws	5 (5-10), Texas A&M in College Station, Texas, 02/15/24

REBOUNDS

10-20 rebounds	20, vs. Georgia in Nashville, 02/05/23
50+ rebounds	53, Alabama State in Nashville, 12/28/21
20+ rebound margin	+21, vs. Western Kentucky in Nashville, 11/15/23

OPPONENT REBOUNDS

50+ rebounds	50, NC State in Raleigh, NC, 11/29/23
20+ rebound margin	+22, LSU in Nashville, 02/08/24

STEALS

0-5 steals	3, vs. South Carolina in Columbia, S.C., 01/28/24
15-19 steals	15, vs. Florida in Nashville, 01/07/24
20+ steals	

OPPONENT STEALS

0-5 steals	3, South Carolina in Columbia, S.C., 01/28/24
15-19 steals	17, Florida in Nashville, 01/07/24
20+ steals	22, UCLA in Boston, Mass., 11/26/95

ASSISTS

0-9 assists	8, Florida in Nashville, 01/07/24
15-19 assists	16, vs. Fairleigh Dickinson in Nashville, 12/29/23
20-25 assists	22, vs. Radford in Nashville, 12/31/23
25-30 assists	29, vs. Kentucky in Lexington, Ky., 01/11/24

OPPONENT ASSISTS

0-9 assists	9, LSU in Nashville, 02/08/24
15-19 assists	16, Tennessee in Knoxville, 01/21/24
20-25 assists	20, South Carolina in Columbia, S.C., 01/28/24

TURNOVERS

5-10 turnovers	9, vs. South Carolina in Columbia, S.C., 01/28/24
25-30 turnovers	25, vs. Florida in Nashville, 01/07/24
More than 35 turnovers	37, UCLA in Boston, Mass., 11/26/95

OPPONENT TURNOVERS

5-10 turnovers	6, South Carolina in Columbia, S.C., 01/28/24
20-25 turnovers	20, Texas A&M in College Station, Texas, 02/15/24
25-30 turnovers	25, Alabama State in Nashville, 11/20/23

BLOCKED SHOTS

0 Blocks	0, vs. Fairfield in Nashville, 11/12/23
5-9 blocked shots	5, vs. LSU in Nashville, 02/08/24

OPPONENT BLOCKED SHOTS

0 Blocks	0, Tennessee in Knoxville, 01/21/24
5-9 blocked shots	6, LSU in Nashville, 02/08/24
10+ blocked shots	14, South Carolina in Nashville, 01/19/23

MARGIN OF VICTORY

1 point	vs. Lipscomb (72-71) in Nashville, 12/18/22
2 points	vs. UT Martin (70-68) in Martin, Tenn., 11/09/23
20-30 points	22, vs. Kentucky in Lexington, Ky., 01/11/24
Back-to-back 20+ points	32, vs. Fairleigh Dickinson (73-41) in Nashville, 12/29/23
	27, vs. Radford (80-53) in Nashville, 12/31/23
30-39 points	32, vs. Fairleigh Dickinson (73-41) in Nashville, 12/29/23
40-49 points	46, vs. Alabama State in Nashville, 11/20/23
50+ points	52, vs. Alabama State (94-42) in Nashville, 12/28/21
Single-overtime win	vs. Lipscomb (72-71) in Nashville, 12/18/22
Double-overtime win	at Florida (106-98) in Gainesville, Fla., 02/06/11
Triple-overtime win	NEVER OCCURRED

OPPONENT MARGIN OF VICTORY

1 point	vs. Florida (53-52) in Greenville, S.C., 03/03/22
2 points	vs. Missouri (65-63) in Nashville, 01/14/24
20-30 points	23, vs. LSU (85-62) in Nashville, 02/08/24
Back-to-back 20+ points	25, at LSU (88-63) in Baton Rouge, La., 01/01/23
	21, at Ole Miss (74-53) in Oxford, Miss., 01/05/23
30-39 points	37, Alabama (98-61) in Tuscaloosa, Ala., 01/26/20
40-49 points	48, South Carolina (96-48) in Nashville, Tenn., 01/19/23
50+ points	55, at South Carolina in Columbia, S.C., 01/24/22
Single-overtime win	Alabama (77-71) in Nashville, 02/06/22
Double-overtime win	Auburn (96-93) in Auburn, Ala., 01/20/90
Triple-overtime win	NEVER OCCURRED



LAST TIME...

A DORE SCORED 30-OR-MORE POINTS Jan. 11, 2024 - Iyana Moore - 37 Pts - at Kentucky
AN OPP. SCORED 30-OR-MORE POINTS Feb. 9, 2023 - Makayla Daniels, Arkansas - 31 pts
A DORE COLLECTED 15-OR-MORE REBOUNDS Nov. 12, 2023 - Sacha Washington - 17 Reb vs. Fairfield
AN OPP. COLLECTED 15-OR-MORE REBOUNDS Feb. 8, 2024 - Angel Reese, LSU - 16 Reb
A DORE COLLECTED 10-OR-MORE ASSISTS Jan. 11, 2024 - Jordyn Cambridge - 12 Ast - at Kentucky
AN OPP. COLLECTED 10-OR-MORE ASSISTS Jan. 1, 2023 - Alexis Morris, at LSU - 12 Ast
A DORE HAD FIVE-OR-MORE STEALS Feb. 8, 2024 - Jordyn Cambridge - 5 Stl vs. LSU
AN OPP. HAD FIVE-OR-MORE STEALS Feb. 8, 2024 - Aneesah Morrow, LSU - 6 Stl
A DORE HAD FIVE-OR-MORE BLOCKS Dec. 20, 2023 - Sacha Washington - 6 BLK vs. Dayton
AN OPP. HAD FIVE-OR-MORE BLOCKS --
A DORE MADE 10-OR-MORE FIELD GOALS Feb. 11, 2024 - Khamil Pierre - 12 FGM at Georgia
AN OPP. MADE 10-OR-MORE FIELD GOALS Dec. 3, 2023 - Anna Larr Roberson, La. Tech - 13 FGM
A DORE ATTEMPTED 20-OR-MORE FIELD GOALS Dec. 3, 2023 - Sacha Washington - 20 FGA vs. La. Tech
AN OPP. ATTEMPTED 20-OR-MORE FIELD GOALS Jan. 18, 2024 - Honesty Scott-Grayson - 23 FGA - Auburn
A DORE MADE 10-OR-MORE FREE THROWS Nov. 12, 2023 - Sacha Washington - 10 FTM vs. Fairfield
AN OPP. MADE 10-OR-MORE FREE THROWS Feb. 5, 2023 - Diamond Battles, Georgia - 10 FTM
A DORE MADE FIVE-OR-MORE 3-PT FG Dec. 20, 2023 - Justine Pissott - 5 3PT FGM vs. Dayton
AN OPP. MADE FIVE-OR-MORE 3-PT FG Feb. 5, 2024 - Aaliyah Nye, Alabama - 5 3PT FGM
VANDY HAD 5-OR-MORE PLAYERS IN DOUBLE FIGURES Nov. 6, 2023 - 5 Players, vs. Kennesaw State
AN OPP. HAD 5-OR-MORE PLAYERS IN DOUBLE FIGURES Feb. 8, 2024 - 5 Players, LSU in Nashville
VANDY PLAYER HAD A DOUBLE-DOUBLE Feb. 11, 2024 - Sacha Washington - at Georgia 10 pts, 11 reb
AN OPP. HAD A DOUBLE-DOUBLE Feb. 11, 2024 - Javyn Nicholson - Georgia 15 pts, 11 reb
VANDY HAD 2 PLAYERS POST A DOUBLE-DOUBLE Dec. 20, 2023 - vs. Dayton Jordyn Cambridge (22 pts, 10 reb) Sacha Washington (11 pts, 15 reb)
VANDY HAD 3-OR-MORE PLAYERS POST A DOUBLE-DOUBLE Nov. 15, 2023 - vs. Western Kentucky Sacha Washington (18 pts, 10 reb) Jordyn Oliver (15 pts, 10 reb) Jordyn Cambridge (11 pts, 13 reb)
AN OPP. HAD 2-OR-MORE PLAYERS POST A DOUBLE-DOUBLE Feb. 8, 2024 - LSU Angel Reese (15 pts, 16 reb) Aneesah Morrow (13 pts, 10 reb)
VANDY HAD A TRIPLE-DOUBLE March 2, 2023 - Jordyn Cambridge 15 reb, 13 pts, 10 ast. - vs. Texas A&M

RECORD WHEN

2023-24 OVERALL	19-7	MAKING FEWER THAN FIVE 3-PT FG	5-0
AT HOME	11-4	MAKING BETWEEN 5-9 3-PT FG	11-7
ON THE ROAD	6-3	MAKING 10+ 3-PT FG	2-0
NEUTRAL GAMES	2-0	ALLOWING FEWER THAN 5 3-PT FG	6-3
IN OVERTIME	0-0	ALLOWING BETWEEN 5-9 3-PT FG	11-4
IN DOUBLE OVERTIME	0-0	ALLOWING 10+ 3-PT FG	2-0
AFTER A WIN	15-3	MAKING MORE FREE THROWS	11-1
AFTER A LOSS	3-4	MAKING FEWER FREE THROWS	4-6
LEADING AT HALFTIME	15-2	MAKING SAME FREE THROWS	2-0
TRAILING AT HALFTIME	3-4	MAKING FEWER THAN 10 FREE THROWS	7-2
TIED AT HALFTIME	1-1	MAKING 10-19 FREE THROWS	9-5
LEADING AFTER 1ST QUARTER	13-2	MAKINGS 20+ FREE THROWS	3-0
TRAILING AFTER 1ST QUARTER	6-5	OPP. MAKES 0-10 FREE THROWS	13-1
TIED SCORE AFTER 1ST QUARTER	1-0	OPP. MAKES 10-19 FREE THROWS	6-5
OUTSCORING OPP. IN 2ND HALF	15-1	OPP. MAKES 20+ FREE THROWS	0-1
OUTSCORED BY OPP. IN 2ND HALF	4-6	OUTREBOUNDING OPP.	14-1
SCORING SAME PTS IN 2ND HALF	1-0	OUTREBOUNDED BY OPP.	4-6
LEADING WITH 5 MIN. REMAINING	14-0	SAME TOTAL OF REBOUNDS	1-0
TRAILING WITH 5 MIN. REMAINING	4-6	FEWER THAN 10 ASSISTS	1-0
TIED WITH 5 MIN. REMAINING	1-1	10-19 ASSISTS	13-7
SCORING FEWER THAN 50 POINTS	1-0	20+ ASSISTS	5-0
SCORING 50-59 POINTS	2-0	NO BLOCKS	1-0
SCORING 60-69 POINTS	4-6	1-4 BLOCKS	11-5
SCORING 70-79 POINTS	8-1	5+ BLOCKS	7-2
SCORING 80-89 POINTS	2-0	COMMITTING FEWER TURNOVERS	13-2
SCORING 90-99 POINTS	2-0	COMMITTING MORE TURNOVERS	6-4
SCORING 100+ POINTS	0-0	COMMITTING SAME TURNOVERS	0-1
ALLOWING 39-OR-FEWER POINTS	1-0	FORCING FEWER THAN 10 TURNOVERS	0-1
ALLOWING 40-49 POINTS	3-0	FORCING 10-19 TURNOVERS	10-6
ALLOWING 50-59 POINTS	8-0	FORCING 20+ TURNOVERS	9-0
ALLOWING 60-69 POINTS	4-3	IN DAY GAMES	12-3
ALLOWING 70-79 POINTS	3-3	IN NIGHT GAMES	7-4
ALLOWING 80-89 POINTS	0-1	ON SUNDAY	7-3
ALLOWING 90-OR-MORE POINTS	0-1	ON MONDAY	2-1
GAME DECIDED BY 1-POINT	0-0	ON TUESDAY	0-0
GAME DECIDED BY 2-3 POINTS	4-1	ON WEDNESDAY	2-1
GAME DECIDED BY 4-5 POINTS	2-0	ON THURSDAY	6-2
GAME DECIDED BY 6-9 POINTS	4-4	ON FRIDAY	2-0
GAME DECIDED BY 10-19 POINTS	3-1	ON SATURDAY	1-0
GAME DECIDED BY 20+ POINTS	6-1	IN NOVEMBER	7-1
HIGHER FIELD GOAL PERCENTAGE	12-0	IN DECEMBER	6-0
LOWER FIELD GOAL PERCENTAGE	7-7	IN JANUARY	4-3
SAME FIELD GOAL PERCENTAGE	0-0	IN FEBRUARY	2-3
SHOOTING LESS THAN 30%	0-0	IN MARCH	0-0
SHOOTING 30-39%	7-5	VS. SEC	6-6
SHOOTING 40-49%	10-2	VS. SEC AT MEMORIAL GYM	2-4
SHOOTING 50+%	2-0	VS. SEC ON THE ROAD	4-2
OPP. SHOOTING LESS 30%	5-0	VS. RANKED OPPONENTS	0-3
OPP. SHOOTING 30-39%	7-1	WINNING THE OPENING TIP	14-3
OPP. SHOOTING 40-49%	6-5	LOSING THE OPENING TIP	5-4
OPP. SHOOTING 50+%	1-1	WEARING WHITE	5-2
MORE MADE 3-PT THAN OPP.	12-5	WEARING GOLD	5-1
FEWER MADE 3-PT THAN OPP.	5-1	WEARING BLACK	6-3
SAME 3-PT MAKES AS OPP.	2-1	WEARING GRAY	2-1
		WEARING PLAY4KAY JERSEY	1-0



SHEA RALPH

HEAD COACH

THIRD SEASON

UConn - '01



WOMEN'S BASKETBALL



RALPH'S FILE

Head Coach

Vanderbilt (2021-Current)

- 47-45 overall record through three seasons at Vanderbilt
- Led Vanderbilt to its first postseason bid since the 2013-14 campaign with an appearance in the 2022 WNIT in her debut season (2021-22)
- Four players have earned All-SEC honors under Ralph's first two seasons

Assistant Coach

UConn (2008-2021)

- 462-22 in 13 seasons as an assistant coach at UConn
- Won Six NCAA National Championships
- 12 Final Four Appearances
- 16 Conference Titles
- Coached 21 WNBA Draft Picks, 9 top-5 picks, three No. 1 picks

Assistant Coach

Pittsburgh (2003-2008)

- 86-66 in five seasons as an assistant coach at Pittsburgh
- 2008 Sweet 16 Appearance
- Two NCAA Tournament Appearances (2007 & 08)
- 2006 WNIT Final Four

Player

UConn (1996-2001)

- Drafted by Utah Starzz in 2001 WNBA Draft
- Scored 1,678 career points, Ranks 8th in UConn history
- Won 2000 NCAA National Championship
- 2000 NCAA Women's Final Four MVP
- 2000 Big East Player of the Year
- 2000 All-American
- 2000 Sports Illustrated Women's College Player of the Year
- Honda Award Winner

Shea Ralph was named the sixth head coach in Vanderbilt women's basketball history on April 13, 2021. The 2023-24 season marks her third leading the Commodores.

A seven-time national champion as a student-athlete or coach, Ralph arrived at Vanderbilt after spending the previous 13 seasons as an assistant coach alongside Geno Auriemma at the University of Connecticut. While serving as a coach at her alma mater, Ralph helped guide the Huskies to 12 Final Four appearances and six national championships, including a record four consecutive titles from 2013-16.

Vanderbilt was hit hard with a plethora of preseason injuries to begin the 2022-23 campaign. Coach Ralph was able to rally the Commodores and record a second-straight double-digit win season, marking the first time in six years that Vandy has posted back-to-back double-digit win campaigns.

During the 2022-23 campaign, Ralph guided Vanderbilt to a winning record inside Memorial Gymnasium for the 38th time in the last 40 seasons. The Commodores won nine games at Memorial Gym, which included victories over Texas A&M, Arkansas, and Kentucky.

Ralph was key in the development of Ciaja Harbison, who transferred into the



program for her graduate season and become one of the most prolific scorers in the SEC. Harbison earned second team All-SEC honors after averaging 19.6 points per game and shot 40.6% from the field. The only player in the SEC to score 40 points in a game this season, Harbison had three outings with 30-plus points among the 23 times she has scored in double figures while recording the highest scoring average of her collegiate career. Harbison has led the Commodores in scoring 16 times, assists on 20 occasions and steals in 15 games. Harbison tied a school record with 41 points and added five steals in a January win over Texas A&M

In her inaugural season, Ralph led Vanderbilt to its first postseason appearance since 2014. The Commodores reached the third round of the Women's National Invitation Tournament, their longest postseason run since 2013. Vanderbilt also recorded its first SEC Tournament victory in six years when it defeated Texas A&M 85-69 on March 2, 2022.

In all, Ralph accrued the third-most wins of any women's basketball coach in a debut season. That included a 63-59 victory against No. 15 Florida in Memorial Gymnasium on Feb. 24, 2022, the program's first win against a ranked opponent since 2020.

Ralph wasted no time helping individual student-athletes realize their full potential. Jordyn Cambridge, Iyana Moore and Sacha Washington earned All-SEC accolades during the 2021-22 campaign. Cambridge recorded the program's first postseason triple-double during the SEC Tournament, while she and Moore contributed to a program-record 17 3-pointers against Alabama State on Dec. 28, 2021.

Ralph was an instrumental figure in recruiting and player development with the Huskies. She mentored standouts like Paige Bueckers, who in 2020-21 became the first freshman to sweep the major national player-of-the-year





awards: the Naismith Trophy, Associated Press Player of the Year, USBWA National Player of the Year, Lieberman Award and Wooden Award.

In all, Ralph worked with 21 WNBA draft picks at UConn, including nine top-five picks and three No. 1 overall selections: Tina Charles, Maya Moore and Breanna Stewart.

Prior to returning to UConn as an assistant, Ralph spent five seasons at the University of Pittsburgh from 2003-08. She was instrumental in a period of unprecedented success, helping the Panthers improve from single-digit victories to at least 22 victories in each of her final three seasons. Pitt also reached the Sweet 16 for the first time in



program history in 2008.

As one of the most celebrated student-athletes in women's basketball history, Ralph ranks eighth in UConn's storied record book with 1,678 points. She also ranks among the program's all-time top 10 in career assists (456), steals (252) and field goal percentage (57.9). Ralph graduated from Connecticut in 2001 with a degree in exercise physiology.

In leading UConn to a national championship in 2000, Ralph was named an All-American and Big East Player of the Year. She was selected at the most valuable player in the 2000 NCAA Women's Final Four. She also won the Honda Award, presented to the premier female student-athlete in 12 collegiate sports, and the "Sports Illustrated for Women" Player of the Year.

Ralph was selected by the Utah Starzz in the 2001 WNBA Draft, but was unable to pursue a professional career due to a knee injury.

Ralph and her husband, Tom Garrick, have one daughter, Maysen. Currently a member of the Vanderbilt coaching staff, Garrick served as head coach of the UMass-Lowell women's basketball program from 2018-21 and previously served as a Vanderbilt assistant from 2009-15.

RALPH'S CAREER RECORD

SEASON	TEAM	OVERALL	CONF.	CONF. FINISH	POSTSEASON
1996-97	UConn (Player)	33-1	18-0	1st	Elite Eight
1997-98	UConn (Player)	34-3	17-1	1st	Elite Eight
1998-99	UConn (Player)	29-5	17-1	T-1st	Sweet 16
1999-00	UConn (Player)	36-1	18-0	T-1st	NCAA Champions
2000-01	UConn (Player)	32-3	17-1	1st	Final Four
2003-04	Pittsburgh (AC)	6-20	2-14	13th	N/A
2004-05	Pittsburgh (AC)	13-15	5-11	10th	N/A
2005-06	Pittsburgh (AC)	22-11	9-7	T-6th	WNIT Final Four
2006-07	Pittsburgh (AC)	24-9	10-6	T-5th	NCAA 2nd Rd
2007-08	Pittsburgh (AC)	24-11	10-6	T-5th	Sweet 16
2008-09	UConn (AC)	39-0	16-0	1st	NCAA Champions
2009-10	UConn (AC)	39-0	16-0	1st	NCAA Champions
2010-11	UConn (AC)	36-2	16-0	1st	Final Four
2011-12	UConn (AC)	33-5	13-3	T-2nd	Final Four
2012-13	UConn (AC)	35-4	14-2	2nd	NCAA Champions
2013-14	UConn (AC)	40-0	18-0	1st	NCAA Champions
2014-15	UConn (AC)	38-1	18-0	1st	NCAA Champions
2015-16	UConn (AC)	38-0	18-0	1st	NCAA Champions
2016-17	UConn (AC)	36-1	16-0	1st	Final Four
2017-18	UConn (AC)	36-1	16-0	1st	Final Four
2018-19	UConn (AC)	35-3	16-0	1st	Final Four
2019-20	UConn (AC)	29-3	16-0	1st	Tournament Canceled
2020-21	UConn (AC)	28-2	18-0	1st	Final Four
2021-22	Vanderbilt (HC)	16-19	4-12	T-12th	WNIT Sweet 16
2022-23	Vanderbilt (HC)	12-19	3-13	12th	N/A
2022-23	Vanderbilt (HC)	19-7	6-6	--	--

AT VANDERBILT: 47-45 (.511) - Three Seasons

TOTAL: 762-146 (.839) - 26 Seasons

7 - NCAA National Titles ('00, '09, '10, '13, '14, '15, '16)

14 - NCAA Final Fours ('00, '01, '09, '10, '11, '12, '13, '14, '15, '16, '17, '18, '19)

16 - NCAA Elite Eights ('97, '98, '00, '01, '09, '10, '11, '12, '13, '14, '15, '16, '17, '18, '19)

18 - NCAA Sweet 16 Appearances

16 - Conference Regular Season Championships



WOMEN'S
BASKETBALL





JADA BROWN

2

@_jadabrown
@jadabrown__



G // 5-8 // So. // Bentonville, Ark. (Bentonville High School)

Season Highs

Points // 4, LSU (02/08/24)
 FG Made // 1 (2x), Last: LSU (02/08/24)
 FG Attempts // 4 (2x), Last: Radford (12/31/23)
 3-Pt Made // --
 3-Pt Attempt // 4, Fairleigh Dickinson (12/29/23)
 FT Made // 2, at Texas A&M (02/15/24)
 FT Attempt // 2 (3x), Last: at Texas A&M (02/15/24)
 Rebounds // 4 (2x), Last: Radford (12/31/23)
 Assists // 2 (2x), Last: Fairleigh Dickinson (12/29/23)
 Steals // 1 (2x), Last: at Texas A&M (02/15/24)
 Blocks // --
 Minutes // 21, LSU (02/08/24)

Career Highs

Points // 12, vs. NC State (11/24/22)
 FG Made // 4, vs. NC State (11/24/22)
 FG Attempts // 12, Samford (11/10/22)
 3-Pt Made // 4, vs. NC State (11/24/22)
 3-Pt Attempt // 8, at LSU (01/01/23)
 FT Made // 2 (2x), Last: at Texas A&M (02/15/24)
 FT Attempt // 2 (4x), Last: at Texas A&M (02/15/24)
 Rebounds // 4 (4x), Last Radford (12/31/23)
 Assists // 5, Tarleton State (11/15/22)
 Steals // 2 (3x), Last: Alabama A&M (12/21/22)
 Blocks // 1 (2x), Last: Florida (01/22/23)
 Minutes // 42, Lipscomb (12/18/22)

- Registered a season-high 4 pts vs. LSU (02/08/24)
- Scored career-high 12 points vs. No. 13/11 NC State (11/24/22) after going 4 of 4 from 3-point range
- Recorded 10 points in a home matchup against LSU (02/23/23)
- Made 22 career starts as a freshman at Vanderbilt

SUPERLATIVES	2023-24 CAREER	SUPERLATIVES	2023-24 CAREER
10+ POINTS	-- 2	2+ BLOCKS	-- --
15+ POINTS	-- --	DOUBLE-DOUBLES	-- --
20+ POINTS	-- --	LED VANDY IN PTS	-- --
MADE 3+ 3-PT FG	-- 3	LED VANDY IN REB	-- --
10+ REBS	-- --	LED VANDY IN AST	-- --
3+ ASSISTS	-- 1	LED VANDY IN STL	-- 1
3+ STEALS	-- --	LED VANDY IN BLK	-- --

GAME-BY-GAME

DATE	OPPONENT	GS	MIN	FG-FGA	PCT	3FG-3FGA	3PCT	FT-FTA	PCT	OFF	DEF	TOT	AVG	PF	A	TO	BLK	STL	PTS	AVG
11/06/23	KENNESAW STATE		14:53	0-1	.000	0-1	.000	0-0	.000	0	1	1	1.0	1	1	0	0	0	0	0.0
11/09/23	AT UT MARTIN		00:38	0-0	.000	0-0	.000	0-0	.000	0	0	0	0.5	0	0	0	0	0	0	0.0
11/12/23	FAIRFIELD																			
DID NOT PLAY (COACHES DECISION)																				
11/15/23	WESTERN KENTUCKY		02:07	0-0	.000	0-0	.000	0-0	.000	0	0	0	0.3	0	0	0	0	0	0	0.0
11/20/23	ALABAMA STATE		09:19	0-1	.000	0-1	.000	0-0	.000	0	0	0	0.3	1	2	2	0	1	0	0.0
11/24/23	VS. IOWA STATE																			
DID NOT PLAY (COACHES DECISION)																				
11/25/23	VS. NORTHERN IOWA																			
DID NOT PLAY (COACHES DECISION)																				
11/29/23	AT NC STATE																			
DID NOT PLAY (COACHES DECISION)																				
12/03/23	LOUISIANA TECH																			
DID NOT PLAY (COACHES DECISION)																				
12/07/23	AT BUTLER																			
DID NOT PLAY (COACHES DECISION)																				
12/17/23	LIPSCOMB		02:05	0-0	.000	0-0	.000	0-0	.000	0	0	0	0.2	0	0	0	0	0	0	0.0
12/20/23	DAYTON		00:54	0-0	.000	0-0	.000	0-0	.000	0	0	0	0.2	0	0	0	0	0	0	0.0
12/29/23	FAIRLEIGH DICKINSON		18:46	0-4	.000	0-4	.000	0-0	.000	0	4	4	0.7	2	2	2	0	0	0	0.0
12/31/23	RADFORD		11:29	1-4	.250	0-2	.000	0-0	.000	1	3	4	1.1	1	0	0	0	0	2	0.3
01/04/24	AT MISSISSIPPI STATE																			
DID NOT PLAY (COACHES DECISION)																				
01/07/24	FLORIDA																			
DID NOT PLAY (COACHES DECISION)																				
01/11/24	AT KENTUCKY		01:15	0-1	.000	0-0	.000	0-0	.000	0	0	0	1.0	0	0	0	0	0	0	0.2
01/14/23	MISSOURI																			
DID NOT PLAY (COACHES DECISION)																				
01/18/24	AUBURN																			
DID NOT PLAY (COACHES DECISION)																				
01/21/24	AT TENNESSEE																			
DID NOT PLAY (COACHES DECISION)																				
01/28/24	AT SOUTH CAROLINA																			
DID NOT PLAY (COACHES DECISION)																				
02/01/24	OLE MISS		01:04	0-0	.000	0-0	.000	0-0	.000	0	0	0	0.9	1	0	0	0	0	0	0.2
02/05/24	ALABAMA																			
DID NOT PLAY (COACHES DECISION)																				
02/08/24	LSU		20:37	1-3	.333	1-3	.333	1-2	.500	0	0	0	0.8	3	0	1	0	0	4	0.5
02/11/24	AT GEORGIA		09:41	0-1	.000	0-1	.000	1-2	.500	0	0	0	0.8	1	0	0	0	0	1	0.6
02/15/24	AT TEXAS A&M		07:32	0-0	.000	0-0	.000	2-2	1.000	0	1	1	0.8	1	0	1	0	1	2	0.7
02/18/24	TENNESSEE																			
DID NOT PLAY (COACHES DECISION)																				
02/25/24	AT ARKANSAS																			
DID NOT PLAY (COACHES DECISION)																				
02/29/24	AT MISSOURI																			
DID NOT PLAY (COACHES DECISION)																				
03/03/24	GEORGIA																			
DID NOT PLAY (COACHES DECISION)																				
TOTAL			100:19	2-15	.133	1-12	.083	4-6	.667	1	9	10	0.8	11	5	6	0	2	9	0.7

CAREER STATS

YEAR	GP	GS	MIN	AVG	FG	FGA	PCT	3FG	3FGA	3PCT	FT	FTA	PCT	OFF	DEF	TOT	AVG	PF	FO	AST	TO	BLK	STL	PTS	AVG
2022-23	30	22	637	21.3	44	150	.293	32	105	.305	12	14	.857	13	19	32	1.1	35	0	24	44	1	14	132	4.4
2023-24	13	0	100	7.7	2	15	.133	1	12	.083	4	6	.667	1	9	10	0.8	11	0	5	6	0	2	9	0.7
TOTAL	43	22	738	17.2	46	165	.279	33	117	.282	16	20	.800	14	28	42	1.0	46	0	29	50	1	16	141	3.3



JORDYN CAMBRIDGE 3

@jordyncambridge3
@jodyforever3

G // 5-9 // Gr. // Nashville, Tenn. (Ensworth High School)

Season Highs

Points // 28, vs. Northern Iowa (11/25/23)
 FG Made // 11, vs. Northern Iowa (11/25/23)
 FG Attempts // 19, Lipscomb (12/17/23)
 3-Pt Made // 5, vs. Northern Iowa (11/25/23)
 3-Pt Attempt // 10, at NC State (11/29/23)
 FT Made // 7, Western Kentucky (11/15/23)
 FT Attempt // 9(2x), Last: Western Kentucky (11/15/23)
 Rebounds // 14, Lipscomb (12/17/23)
 Assists // 12, at Kentucky (01/11/24)
 Steals // 8, Radford (12/31/23)
 Blocks // 2, at Tennessee (01/21/24)
 Minutes // 40 (3x), Last: at Tennessee (01/21/24)

Career Highs

Points // 28, vs. Northern Iowa (11/25/23)
 FG Made // 11, vs. Northern Iowa (11/25/23)
 FG Attempts // 19 (2x), Last: Lipscomb (12/17/23)
 3-Pt Made // 5 (2x), Last: vs. Northern Iowa (11/25/23)
 3-Pt Attempt // 10, at NC State (11/29/23)
 FT Made // 7, vs. Western Kentucky (11/15/23)
 FT Attempt // 9 (3x), Last: vs. Western Kentucky (11/15/23)
 Rebounds // 15, vs. Texas A&M (03/02/22)
 Assists // 12, at Kentucky (01/11/24)
 Steals // 10, UAlbany (12/08/21)
 Blocks // 3, at Alabama (01/26/20)
 Minutes // 44, Alabama (02/06/22)

- Ranks 3rd in NCAA Division I in Steals with 91
- Posted Six Double-Doubles this season
- Collected 3 or more steals in 19 games this season
- Two-time All-SEC Defensive Team (2019-20, 2021-22)
- Recorded the second-ever triple-double at the SEC Tournament with a 15-reb, 13-pt, 10-ast effort vs. Texas A&M on March 2, 2022

SUPERLATIVES	2023-24	CAREER	SUPERLATIVES	2023-24	CAREER
10+ POINTS	18	49	DOUBLE-DOUBLES	6	11
15+ POINTS	7	15	TRIPLE-DOUBLES	--	1
20+ POINTS	4	6	LED VANDY IN PTS	7	13
MADE 3+ 3-PT FG	4	6	LED VANDY IN REB	8	20
10+ REBS	6	10	LED VANDY IN AST	15	56
3+ ASSISTS	18	76	LED VANDY IN STL	19	72
3+ STEALS	19	62	LED VANDY IN BLK	4	16

GAME-BY-GAME

DATE	OPPONENT	GS	MIN	FGM/A	%	3FG/A	%	FTM/A	%	OFF	DEF	TOT	AVG	PF	AST	T/O	BLK	STL	PTS	AVG	
11/06/23	KENNESAW STATE	*	21:29	2-7	.286	1-1	1.000	6-6	1.000	2	2	4	4.0	1	7	2	0	5	11	11.0	
11/09/23	AT UT MARTIN	*	39:22	5-10	.500	2-5	.400	4-6	.667	4	8	12	8.0	2	6	2	0	4	16	13.5	
11/12/23	FAIRFIELD	*	40:00	3-8	.375	0-3	.000	6-9	.667	3	4	7	7.7	3	1	2	0	5	12	13.0	
11/15/23	WESTERN KENTUCKY	*	37:30	2-12	.167	0-3	.000	7-9	.778	4	9	13	9.0	4	8	8	0	3	11	12.5	
11/20/23	ALABAMA STATE	*	27:42	5-7	.714	0-1	.000	3-5	.600	1	2	3	7.8	0	7	2	0	5	13	12.6	
11/24/23	VS. IOWA STATE	*	34:55	4-11	.364	2-5	.400	2-2	1.000	0	11	11	8.3	1	3	1	0	2	12	12.5	
11/25/23	VS. NORTHERN IOWA	*	39:30	11-18	.611	5-8	.625	1-2	.500	2	4	6	8.0	4	3	2	1	7	28	14.7	
11/29/23	AT NC STATE	*	40:00	5-16	.313	4-10	.400	1-1	1.000	2	1	3	7.4	2	3	1	0	5	15	14.8	
12/03/23	LOUISIANA TECH	*	39:34	2-12	.167	0-4	.000	3-4	.750	4	6	10	7.7	1	5	1	0	3	7	13.9	
12/07/23	AT BUTLER	*	37:42	4-12	.333	0-2	.000	4-5	.800	5	3	8	7.7	3	2	2	0	4	12	13.7	
12/17/23	LIPSCOMB	*	36:28	8-19	.421	3-7	.429	4-5	.800	3	11	14	8.3	3	5	2	1	4	23	14.5	
12/20/23	DAYTON	*	35:15	8-17	.471	4-8	.500	2-2	1.000	3	7	10	8.4	2	3	4	1	5	22	15.2	
12/29/23	FAIRLEIGH DICKINSON	*	22:25	3-10	.300	1-4	.250	0-0	.000	1	3	4	8.1	1	6	0	0	3	7	14.5	
12/31/23	RADFORD	*	30:33	8-12	.667	2-6	.333	0-0	.000	0	3	3	7.7	1	5	1	0	8	18	14.8	
01/04/24	AT MISSISSIPPI STATE	*	23:28	3-8	.375	0-3	.000	1-1	1.000	1	2	3	7.4	5	4	3	0	2	7	14.3	
01/07/24	FLORIDA	*	39:22	8-15	.533	2-4	.500	6-8	.750	0	8	8	7.4	1	3	7	0	3	24	14.9	
01/11/24	AT KENTUCKY	*	33:08	4-12	.333	2-4	.500	2-2	1.000	0	5	5	7.3	4	12	4	1	3	12	14.7	
01/14/23	MISSOURI	*	31:10	3-9	.333	1-5	.200	5-6	.833	0	4	4	7.1	3	2	2	0	2	12	14.6	
01/18/24	AUBURN	*	32:27	3-11	.273	1-4	.250	0-0	.000	0	3	3	6.9	4	3	6	0	3	7	14.2	
01/21/24	AT TENNESSEE	*	40:00	5-17	.294	2-9	.222	0-0	.000	1	5	6	6.9	3	2	3	2	3	12	14.1	
01/28/24	AT SOUTH CAROLINA	*	38:57	6-16	.375	2-9	.222	0-0	.000	1	1	2	6.6	0	8	3	0	2	14	14.0	
02/01/24	OLE MISS	*	35:25	3-12	.250	2-5	.400	3-4	.750	1	5	6	6.6	4	1	2	0	1	11	13.9	
02/05/24	ALABAMA	*	30:11	1-7	.143	1-4	.250	4-4	1.000	3	1	4	6.5	5	1	2	0	0	7	13.6	
02/08/24	LSU	*	35:57	3-15	.200	1-10	.100	0-2	.000	1	2	3	6.3	2	6	2	0	5	7	13.3	
02/11/24	AT GEORGIA	*	38:10	2-8	.250	0-2	.000	3-4	.750	2	6	8	6.4	0	3	1	0	3	7	13.1	
02/15/24	AT TEXAS A&M	*	27:05	3-6	.500	1-3	.333	0-0	.000	0	1	1	6.2	3	3	1	0	0	7	12.8	
02/18/24	TENNESSEE																				
02/25/24	AT ARKANSAS																				
02/29/24	AT MISSOURI																				
03/03/24	GEORGIA																				
TOTAL																					
TOTAL																					

CAREER STATS

YEAR	GP	GS	MIN	AVG	FG	FGA	PCT	3FG	3FGA	3PCT	FT	FTA	PCT	OFF	DEF	TOT	AVG	PF	FO	AST	TO	BLK	STL	PTS	AVG	
2018-19	24	0	369	15.4	28	83	.337	4	19	.211	18	31	.581	13	29	42	1.8	43	1	40	40	2	20	78	3.3	
2019-20	30	30	876	29.2	78	225	.347	14	58	.241	40	60	.667	35	122	157	5.2	82	4	105	99	14	85	210	7.0	
2020-21	MISSED SEASON DUE TO INJURY																									
2021-22	33	33	1120	34.0	128	315	.406	12	70	.171	86	140	.614	61	124	185	5.6	82	0	146	110	6	129	354	10.7	
2022-23	MISSED SEASON DUE TO INJURY																									
2023-24	26	26	888	34.1	114	307	.371	39	129	.302	67	87	.770	44	117	161	6.2	62	2	112	66	6	91	334	12.8	
TOTAL	113	89	3253	28.8	348	930	.374	69	276	.250	211	318	.664	153	392	545	4.8	269	7	403	315	28	325	976	8.6	



MADISON GREENE

4

Instagram: @mad1son_04
 X: @Mad1son_04



G // 5-6 // Fr. // Columbus, Ohio (Pickerington Central High School)

Season Highs

Points // 17, Louisiana Tech (12/03/23)
 FG Made // 6, Louisiana Tech (12/03/23)
 FG Attempts // 13, Louisiana Tech (12/03/23)
 3-Pt Made // 3, Louisiana Tech (12/03/23)
 3-Pt Attempt // 7, Louisiana Tech (12/03/23)
 FT Made // 2, Louisiana Tech (12/03/23)
 FT Attempt // 2 (3x), Last: Louisiana Tech (12/03/23)
 Rebounds // 4, at NC State (11/29/23)
 Assists // 4, at NC State (11/29/23)
 Steals // 3, vs. Fairfield (11/12/23)
 Blocks // --
 Minutes // 28 (2x), Last: Louisiana Tech (12/03/23)

Career Highs

Points // 17, Louisiana Tech (12/03/23)
 FG Made // 6, Louisiana Tech (12/03/23)
 FG Attempts // 13, Louisiana Tech (12/03/23)
 3-Pt Made // 3, Louisiana Tech (12/03/23)
 3-Pt Attempt // 7, Louisiana Tech (12/03/23)
 FT Made // 2, Louisiana Tech (12/03/23)
 FT Attempt // 2 (3x), Last: Louisiana Tech (12/03/23)
 Rebounds // 4, at NC State (11/29/23)
 Assists // 4, at NC State (11/29/23)
 Steals // 3, vs. Fairfield (11/12/23)
 Blocks // --
 Minutes // 28 (2x), Last: Louisiana Tech (12/03/23)

- Will miss the rest of the 2023-24 season due to injury
- Scored a career-high 17 pts vs. Louisiana Tech on Dec. 3
- Hit a Career-Best 3 3-Pt FG vs. Louisiana Tech on Dec. 3
- Rated as the No. 3 prospect in Ohio by Prep Girls Hoops Ohio
- Miss. Ohio Basketball finalist (2023)

SUPERLATIVES	2023-24 CAREER	SUPERLATIVES	2023-24 CAREER
10+ POINTS	3 3	2+ BLOCKS	-- --
15+ POINTS	1 1	DOUBLE-DOUBLES	-- --
20+ POINTS	-- --	LED VANDY IN PTS	-- --
MADE 3+ 3-PT FG	1 1	LED VANDY IN REB	-- --
10+ REBS	-- --	LED VANDY IN AST	1 1
3+ ASSISTS	1 1	LED VANDY IN STL	-- --
3+ STEALS	1 1	LED VANDY IN BLK	-- --

GAME-BY-GAME

DATE	OPPONENT	GS	MIN	FGM/A	%	3FG/A	%	FTM/A	%	OFF	DEF	TOT	AVG	PF	AST	T/O	BLK	STL	PTS	AVG
11/06/23	KENNESAW STATE		18:07	4-9	.444	1-3	.333	0-0	.000	0	2	2	2.0	1	0	1	0	2	9	9.0
11/09/23	AT UT MARTIN		27:51	4-9	.444	2-3	.667	1-2	.500	1	1	2	2.0	3	0	0	0	2	11	10.0
11/12/23	FAIRFIELD		24:43	3-9	.333	1-3	.333	0-0	.000	1	1	2	2.0	2	0	3	0	3	7	9.0
11/15/23	WESTERN KENTUCKY		16:00	1-5	.200	1-4	.250	0-0	.000	1	0	1	1.8	1	0	3	0	1	3	7.5
11/20/23	ALABAMA STATE		14:17	0-2	.000	0-1	.000	0-0	.000	0	0	0	1.4	3	2	2	0	1	0	6.0
11/24/23	VS. IOWA STATE		16:41	2-3	.667	1-2	.500	0-0	.000	0	0	0	1.2	1	1	0	0	1	5	5.8
11/25/23	VS. NORTHERN IOWA		19:21	2-6	.333	0-3	.000	1-2	.500	1	1	2	1.3	3	2	1	0	0	5	5.7
11/29/23	AT NC STATE		21:18	2-4	.500	1-1	1.000	0-0	.000	0	4	4	1.6	2	4	1	0	2	5	5.6
12/03/23	LOUISIANA TECH		27:39	6-13	.462	3-7	.429	2-2	1.000	1	0	1	1.6	3	2	1	0	1	17	6.9
12/07/23	AT BUTLER		25:28	5-10	.500	0-1	.000	0-0	.000	0	2	2	1.6	3	2	2	0	2	10	7.2
12/17/23	LIPSCOMB		05:47	2-3	.667	0-0	.000	0-0	.000	0	0	0	1.5	0	0	0	0	0	4	6.9
12/20/23	DAYTON																			
12/29/23	FAIRLEIGH DICKINSON																			
12/31/23	RADFORD																			
01/04/24	AT MISSISSIPPI STATE																			
01/07/24	FLORIDA																			
01/11/24	AT KENTUCKY																			
01/14/23	MISSOURI																			
01/18/24	AUBURN																			
01/21/24	AT TENNESSEE																			
01/28/24	AT SOUTH CAROLINA																			
02/01/24	OLE MISS																			
02/05/24	ALABAMA																			
02/08/24	LSU																			
02/11/24	AT GEORGIA																			
02/15/24	AT TEXAS A&M																			
02/18/24	TENNESSEE																			
02/25/24	AT ARKANSAS																			
02/29/24	AT MISSOURI																			
03/03/24	GEORGIA																			
TOTAL			217:11	31-73	.425	10-28	.357	4-6	.667	5	11	16	1.5	22	13	14	0	15	76	6.9

CAREER STATS

YEAR	GP	GS	MIN	AVG	FG	FGA	PCT	3FG	3FGA	3PCT	FT	FTA	PCT	OFF	DEF	TOT	AVG	PF	FO	AST	TO	BLK	STL	PTS	AVG
2023-24	11	0	217	19.7	31	73	.425	10	28	.357	4	6	.667	5	11	16	1.5	22	0	13	14	0	15	76	6.9
TOTAL	11	0	217	19.7	31	73	.425	10	28	.357	4	6	.667	5	11	16	1.5	22	0	13	14	0	15	76	6.9



RYANNE ALLEN 5

@ryanneallenn
 @RyRyBuckets



G // 6-1 // So. // Warminster, Pa. (Archbishop Wood High School)

Season Highs

Points // 9, Kennesaw State (11/06/23)
 FG Made // 3, FDU (12/29/23)
 FG Attempts // 6, Radford (12/31/23)
 3-Pt Made // 2 (4x), Last: LSU (02/08/24)
 3-Pt Attempt // 5, LSU (02/08/24)
 FT Made // 6, vs. Kennesaw State (11/06/23)
 FT Attempt // 6, vs. Kennesaw State (11/06/23)
 Rebounds // 6, vs. Kennesaw State (11/06/23)
 Assists // 4 (2x), vs. Fairfield (11/12/23)
 Steals // 2, vs. Iowa State (11/24/23)
 Blocks // 1, LSU (02/08/24)
 Minutes // 18, Radford (12/31/23)

Career Highs

Points // 17, Samford (11/10/22)
 FG Made // 5 (3x), Last: Saint Joseph's (11/20/22)
 FG Attempts // 10 (2x), Last: vs. NC State (11/24/22)
 3-Pt Made // 4 (2x), Last: at Louisiana Tech (12/08/22)
 3-Pt Attempt // 8, vs. NC State (11/24/22)
 FT Made // 6 (2x), Last: vs. Kennesaw State (11/06/23)
 FT Attempt // 6 (2x), Last: vs. Kennesaw State (11/06/23)
 Rebounds // 6 (2x), Last: vs. Kennesaw State (11/06/23)
 Assists // 4 (2x), vs. Fairfield (11/12/23)
 Steals // 2 (4x), Last: vs. Iowa State (11/24/23)
 Blocks // 1 (7x), Last: LSU (02/08/24)
 Minutes // 33, Arkansas (02/09/23)

- Scored a season-best 9 pts vs. Kennesaw State on Nov. 6
- Scored career-best 17 points in her second collegiate game against Samford
- Two-time SEC Freshman of the Week (12.13.22, 2.14.23)
- Ranked No. 82 in 2022 Class by ESPN HoopGurlz

SUPERLATIVES	2023-24 CAREER	SUPERLATIVES	2023-24 CAREER
10+ POINTS	-- 6	2+ BLOCKS	-- --
15+ POINTS	-- 1	DOUBLE-DOUBLES	-- --
20+ POINTS	-- --	LED VANDY IN PTS	-- 1
MADE 3+ 3-PT FG	-- 4	LED VANDY IN REB	1 1
10+ REBS	-- --	LED VANDY IN AST	-- 1
3+ ASSISTS	2 5	LED VANDY IN STL	-- --
3+ STEALS	-- --	LED VANDY IN BLK	-- 2

GAME-BY-GAME

DATE	OPPONENT	GS	MIN	FGM/A	%	3FG/A	%	FTM/A	%	OFF	DEF	TOT	AVG	PF	AST	T/O	BLK	STL	PTS	AVG
11/06/23	KENNESAW STATE		14:51	1-4	.250	1-3	.333	6-6	1.000	3	3	6	6.0	1	4	0	0	0	9	9.0
11/09/23	AT UT MARTIN		03:01	0-1	.000	0-1	.000	0-0	.000	0	0	0	3.0	0	1	0	0	0	0	4.5
11/12/23	FAIRFIELD		15:09	0-3	.000	0-3	.000	1-2	.500	0	0	0	2.0	1	4	0	0	0	1	3.3
11/15/23	WESTERN KENTUCKY		01:15	0-0	.000	0-0	.000	0-0	.000	0	0	0	1.5	0	0	0	0	0	0	2.5
11/20/23	ALABAMA STATE		09:25	1-3	.333	0-2	.000	0-0	.000	0	2	2	1.6	1	1	0	0	0	2	2.4
11/24/23	VS. IOWA STATE		04:50	1-2	.500	0-1	.000	0-0	.000	0	1	1	1.5	0	0	0	0	2	2	2.3
11/25/23	VS. NORTHERN IOWA																			
11/29/23	AT NC STATE		03:52	1-2	.500	1-2	.500	0-0	.000	0	0	0	1.3	0	0	0	0	0	3	2.4
12/03/23	LOUISIANA TECH		06:44	0-1	.000	0-1	.000	0-0	.000	0	0	0	1.1	1	1	1	0	1	0	2.1
12/07/23	AT BUTLER																			
12/17/23	LIPSCOMB		08:55	2-3	.667	1-2	.500	0-0	.000	0	2	2	1.2	0	0	0	0	1	5	2.4
12/20/23	DAYTON		05:11	0-0	.000	0-0	.000	0-0	.000	0	1	1	1.2	0	0	0	0	0	0	2.2
12/29/23	FAIRLEIGH DICKINSON		15:38	3-4	.750	2-3	.667	0-0	.000	2	3	5	1.5	4	1	2	0	1	8	2.7
12/31/23	RADFORD		18:18	2-6	.333	2-3	.667	2-2	1.000	1	1	2	1.6	0	1	0	0	1	8	3.2
01/04/24	AT MISSISSIPPI STATE		03:56	1-2	.500	1-2	.500	0-0	.000	0	2	2	1.6	0	0	0	0	0	3	3.2
01/07/24	FLORIDA		00:38	0-0	.000	0-0	.000	0-0	.000	0	0	0	1.5	0	0	0	0	0	0	2.9
01/11/24	AT KENTUCKY		03:05	0-0	.000	0-0	.000	0-0	.000	0	0	0	1.4	0	0	0	0	0	0	2.7
01/14/23	MISSOURI		08:18	2-4	.500	2-4	.500	0-0	.000	0	1	1	1.4	2	0	1	0	0	6	2.9
01/18/24	AUBURN		02:40	0-1	.000	0-1	.000	0-0	.000	0	0	0	1.3	0	0	0	0	0	0	2.8
01/21/24	AT TENNESSEE		01:25	0-0	.000	0-0	.000	0-0	.000	0	0	0	1.2	1	0	0	0	0	0	2.6
01/28/24	AT SOUTH CAROLINA		11:49	0-1	.000	0-1	.000	0-0	.000	0	0	0	1.2	2	0	0	0	0	0	2.5
02/01/24	OLE MISS		01:03	0-0	.000	0-0	.000	0-2	.000	0	0	0	1.1	0	0	1	0	0	0	2.4
02/05/24	ALABAMA																			
02/08/24	LSU		14:06	2-5	.400	2-5	.400	0-0	.000	0	1	1	1.1	0	0	0	1	1	6	2.5
02/11/24	AT GEORGIA		07:01	1-2	.500	1-2	.500	0-0	.000	0	0	0	1.0	2	0	1	0	0	3	2.5
02/15/24	AT TEXAS A&M		02:01	0-0	.000	0-0	.000	0-0	.000	0	0	0	1.0	0	0	1	0	0	0	2.4
02/18/24	TENNESSEE																			
02/25/24	AT ARKANSAS																			
02/29/24	AT MISSOURI																			
03/03/24	GEORGIA																			
TOTAL			163:10	17-44	.386	13-36	.361	9-12	.750	6	17	23	1.0	15	13	7	1	7	56	2.4

CAREER STATS

YEAR	GP	GS	MIN	AVG	FG	FGA	PCT	3FG	3FGA	3PCT	FT	FTA	PCT	OFF	DEF	TOT	AVG	PF	FO	AST	TO	BLK	STL	PTS	AVG
2022-23	30	7	648	21.6	60	160	.375	42	117	.359	29	42	.690	13	62	75	2.5	81	3	30	36	6	14	191	6.4
2023-24	23	0	163	7.1	17	44	.386	13	36	.361	9	12	.750	6	17	23	1.0	15	0	13	7	1	7	56	2.4
TOTAL	53	7	811	15.3	77	204	.377	55	153	.359	38	54	.704	19	79	98	1.8	96	3	43	43	7	21	247	4.7



BAILEY GILMORE 10

@thebaileygilmore
@_baileygilmore



F // 6-3 // Fr. // Midway, Ga. (Bradwell Institute)

Season Highs

Points // --
FG Made // --
FG Attempts // --
3-Pt Made // --
3-Pt Attempt // --
FT Made // --
FT Attempt // --
Rebounds // --
Assists // --
Steals // --
Blocks // --
Minutes // --

Career Highs

Points // --
FG Made // --
FG Attempts // --
3-Pt Made // --
3-Pt Attempt // --
FT Made // --
FT Attempt // --
Rebounds // --
Assists // --
Steals // --
Blocks // --
Minutes // --

- Redshirting during the 2023-24 season
- 2023 McDonald's All-American Game Nominee
- Averaged 12.4 points and 9.1 rebounds per game as a senior
- Collected seven double-doubles during her senior season
- Valedictorian at Bradwell Institute

SUPERLATIVES	2023-24 CAREER	SUPERLATIVES	2023-24 CAREER
10+ POINTS	-- --	2+ BLOCKS	-- --
15+ POINTS	-- --	DOUBLE-DOUBLES	-- --
20+ POINTS	-- --	LED VANDY IN PTS	-- --
MADE 3+ 3-PT FG	-- --	LED VANDY IN REB	-- --
10+ REBS	-- --	LED VANDY IN AST	-- --
3+ ASSISTS	-- --	LED VANDY IN STL	-- --
3+ STEALS	-- --	LED VANDY IN BLK	-- --

GAME-BY-GAME

DATE	OPPONENT	GS	MIN	FGM/A	%	3FG/A	%	FTM/A	%	OFF	DEF	TOT	AVG	PF	AST	T/O	BLK	STL	PTS	AVG	
11/06/23	KENNESAW STATE																				
11/09/23	AT UT MARTIN																				
11/12/23	FAIRFIELD																				
11/15/23	WESTERN KENTUCKY																				
11/20/23	ALABAMA STATE																				
11/24/23	VS. IOWA STATE																				
11/25/23	VS. NORTHERN IOWA																				
11/29/23	AT NC STATE																				
12/03/23	LOUISIANA TECH																				
12/07/23	AT BUTLER																				
12/17/23	LIPSCOMB																				
12/20/23	DAYTON																				
12/29/23	FAIRLEIGH DICKINSON																				
12/31/23	RADFORD																				
01/04/24	AT MISSISSIPPI STATE																				
01/07/24	FLORIDA																				
01/11/24	AT KENTUCKY																				
01/14/23	MISSOURI																				
01/18/24	AUBURN																				
01/21/24	AT TENNESSEE																				
01/28/24	AT SOUTH CAROLINA																				
02/01/24	OLE MISS																				
02/05/24	ALABAMA																				
02/08/24	LSU																				
02/11/24	AT GEORGIA																				
02/15/24	AT TEXAS A&M																				
02/18/24	TENNESSEE																				
02/25/24	AT ARKANSAS																				
02/29/24	AT MISSOURI																				
03/03/24	GEORGIA																				
TOTAL																					

CAREER STATS

YEAR	GP	GS	MIN	AVG	FG	FGA	PCT	3FG	3FGA	3PCT	FT	FTA	PCT	OFF	DEF	TOT	AVG	PF	FO	AST	TO	BLK	STL	PTS	AVG
2023-24	--	--	--	--	--	--	--	--	--	--	--	--	--	--	--	--	--	--	--	--	--	--	--	--	--
TOTAL																									



KHAMIL PIERRE

12

@khamil.pierre
@khamilpierre



F // 6-2 // Fr. // Queen Creek, Ariz. (Perry High School)

Season Highs

Points // 28, at Georgia (02/11/24)
 FG Made // 12, at Georgia (02/11/24)
 FG Attempts // 16, at Georgia (02/11/24)
 3-Pt Made // 1 (2x), Last: at Texas A&M (02/15/24)
 3-Pt Attempt // 1 (8x), Last: at Texas A&M (02/15/24)
 FT Made // 9, LSU (02/08/24)
 FT Attempt // 10, LSU (02/08/24)
 Rebounds // 12, Missouri (01/14/24)
 Assists // 3 (2x), Last: Radford (12/31/23)
 Steals // 3 (3x), Last: Florida (01/07/24)
 Blocks // 2 (3x), Last: LSU (02/08/24)
 Minutes // 34, at Georgia (02/11/24)

Career Highs

Points // 28, at Georgia (02/11/24)
 FG Made // 12, at Georgia (02/11/24)
 FG Attempts // 16, at Georgia (02/11/24)
 3-Pt Made // 1 (2x), Last: at Texas A&M (02/15/24)
 3-Pt Attempt // 1 (8x), Last: at Texas A&M (02/15/24)
 FT Made // 9, LSU (02/08/24)
 FT Attempt // 10, LSU (02/08/24)
 Rebounds // 12, Missouri (01/14/24)
 Assists // 3 (2x), Last: Radford (12/31/23)
 Steals // 3 (3x), Last: Florida (01/07/24)
 Blocks // 2 (3x), Last: LSU (02/08/24)
 Minutes // 34, at Georgia (02/11/24)

- Program Record 3-Time SEC Freshman of the Week (Jan. 2, Jan. 16, Feb. 13)
- Averaging 11.9 ppg in SEC Play
- Collected her 1st Career Double-Double with 16 pts, 12 reb vs. Missouri (Jan. 14)
- Scored a career-high 28 pts at Georgia (Feb. 11, 2024)
- Arizona's Gatorade Player of the Year (2023)
- 63rd best prospect in the 2023 Class according to ESPN.com

SUPERLATIVES	2023-24 CAREER		SUPERLATIVES	2023-24 CAREER	
10+ POINTS	10	10	2+ BLOCKS	3	3
15+ POINTS	4	4	DOUBLE-DOUBLES	3	3
20+ POINTS	1	1	LED VANDY IN PTS	4	4
MADE 3+ 3-PT FG	--	--	LED VANDY IN REB	6	6
10+ REBS	3	3	LED VANDY IN AST	--	--
3+ ASSISTIS	2	2	LED VANDY IN STL	2	2
3+ STEALS	3	3	LED VANDY IN BLK	5	5

GAME-BY-GAME

DATE	OPPONENT	GS	MIN	FGM/A	%	3FG/A	%	FTM/A	%	OFF	DEF	TOT	AVG	PF	AST	T/O	BLK	STL	PTS	AVG
11/06/23	KENNESAW STATE		16:27	5-9	.556	0-0	.000	4-5	.800	1	5	6	6.0	4	0	0	2	0	14	14.0
11/09/23	AT UT MARTIN		08:51	1-5	.200	0-0	.000	1-2	.500	2	2	4	5.0	2	0	1	0	0	3	8.5
11/12/23	FAIRFIELD		06:50	0-2	.000	0-0	.000	1-2	.500	1	0	1	3.7	3	0	0	0	1	1	6.0
11/15/23	WESTERN KENTUCKY		04:32	0-3	.000	0-0	.000	0-0	.000	2	0	2	3.3	2	0	2	0	0	0	4.5
11/20/23	ALABAMA STATE		16:04	4-7	.571	0-0	.000	0-0	.000	3	2	5	3.6	3	3	1	2	3	8	5.2
11/24/23	VS. IOWA STATE		10:04	1-5	.200	0-0	.000	0-0	.000	0	0	0	3.0	2	1	2	0	0	2	4.7
11/25/23	VS. NORTHERN IOWA		19:55	4-8	.500	0-0	.000	0-0	.000	1	1	2	2.9	2	0	1	1	3	8	5.1
11/29/23	AT NC STATE		16:17	3-8	.375	0-0	.000	2-2	1.000	0	2	2	2.8	5	0	2	1	2	8	5.5
12/03/23	LOUISIANA TECH		08:34	0-3	.000	0-0	.000	0-0	.000	1	2	3	2.8	1	1	1	0	0	0	4.9
12/07/23	AT BUTLER		10:03	3-6	.500	0-0	.000	0-0	.000	5	2	7	3.2	1	0	1	0	1	6	5.0
12/17/23	LIPSCOMB		18:03	6-9	.667	0-0	.000	2-4	.500	4	3	7	3.5	0	0	1	0	0	14	5.8
12/20/23	DAYTON		12:41	1-3	.333	0-0	.000	2-6	.333	1	0	1	3.3	0	1	1	0	1	4	5.7
12/29/23	FAIRLEIGH DICKINSON		20:03	5-9	.556	0-0	.000	2-2	1.000	4	3	7	3.6	4	0	2	0	0	12	6.2
12/31/23	RADFORD	*	23:55	4-9	.444	0-0	.000	1-1	1.000	0	5	5	3.7	2	3	1	1	0	9	6.4
01/04/24	AT MISSISSIPPI STATE		03:02	1-1	1.000	0-0	.000	0-0	.000	0	1	1	3.5	1	0	0	0	0	2	6.1
01/07/24	FLORIDA		26:31	0-8	.000	0-0	.000	4-6	.667	1	4	5	3.6	3	2	4	0	3	4	5.9
01/11/24	AT KENTUCKY		18:53	8-11	.727	0-1	.000	0-0	.000	2	4	6	3.8	1	2	1	1	0	16	6.5
01/14/23	MISSOURI		21:49	6-12	.500	1-1	1.000	3-7	.429	5	7	12	4.2	1	1	4	0	2	16	7.1
01/18/24	AUBURN		23:42	6-9	.667	0-1	.000	5-8	.625	2	8	10	4.5	2	1	3	1	2	17	7.6
01/21/24	AT TENNESSEE		15:58	3-6	.500	0-0	.000	0-0	.000	1	3	4	4.5	5	1	2	0	1	6	7.5
01/28/24	AT SOUTH CAROLINA		19:40	2-8	.250	0-1	.000	4-4	1.000	0	2	2	4.4	3	0	0	0	0	8	7.5
02/01/24	OLE MISS		29:05	5-10	.500	0-0	.000	4-6	.667	4	1	5	4.4	3	0	3	0	0	14	7.8
02/05/24	ALABAMA		14:59	4-10	.400	0-1	.000	0-2	.000	2	3	5	4.4	3	0	1	0	0	8	7.8
02/08/24	LSU	*	29:56	2-8	.250	0-1	.000	9-10	.900	4	7	11	4.7	4	0	1	2	2	13	8.0
02/11/24	AT GEORGIA	*	34:04	12-16	.750	0-1	.000	4-5	.800	1	6	7	4.8	4	1	1	1	2	28	8.8
02/15/24	AT TEXAS A&M	*	33:05	5-13	.385	1-1	1.000	0-1	.000	2	6	8	4.9	3	1	3	0	1	11	8.9
02/18/24	TENNESSEE																			
02/25/24	AT ARKANSAS																			
02/29/24	AT MISSOURI																			
03/03/24	GEORGIA																			
TOTAL			463:32	91-198	.460	2-8	.250	48-73	.658	49	79	128	4.9	64	18	39	12	24	232	8.9

CAREER STATS

YEAR	GP	GS	MIN	AVG	FG	FGA	PCT	3FG	3FGA	3PCT	FT	FTA	PCT	OFF	DEF	TOT	AVG	PF	FO	AST	TO	BLK	STL	PTS	AVG
2023-24	26	4	464	17.8	91	198	.460	2	8	.250	48	73	.658	49	79	128	4.9	64	2	18	39	12	24	232	8.9
TOTAL	26	4	464	17.8	91	198	.460	2	8	.250	48	73	.658	49	79	128	4.9	64	2	18	39	12	24	232	8.9



JUSTINE PISSOTT

13

@justinepissott
 @justinepissott



G // 6-4 // So. // Toms River, N.J. (Tennessee)

Season Highs

Points // 17, Dayton (12/20/23)
FG Made // 6, Dayton (12/20/23)
FG Attempts // 13, Radford (12/31/23)
3-Pt Made // 5, Dayton (12/20/23)
3-Pt Attempt // 7 (2x), Last: Auburn (01/18/24)
FT Made // 3, vs. Alabama State (11/20/23)
FT Attempt // 3, vs. Alabama State (11/20/23)
Rebounds // 6 (2x), Last: Dayton (12/20/23)
Assists // 4, at UT Martin (11/09/23)
Steals // 2, LSU (02/08/24)
Blocks // 3, at UT Martin (11/09/23)
Minutes // 33, Dayton (12/20/23)

Career Highs

Points // 17, Dayton (12/20/23)
FG Made // 6, Dayton (12/20/23)
FG Attempts // 13, Radford (12/31/23)
3-Pt Made // 5, Dayton (12/20/23)
3-Pt Attempt // 7 (2x), Last: Auburn (01/18/24)
FT Made // 3, vs. Alabama State (11/20/23)
FT Attempt // 3, vs. Alabama State (11/20/23)
Rebounds // 6 (2x), Last: Dayton (12/20/23)
Assists // 4 (2x), Last: at UT Martin (11/09/23)
Steals // 2, LSU (02/08/24)
Blocks // 3, at UT Martin (11/09/23)
Minutes // 33, Dayton (12/20/23)

- Scored a career-high 17 pts vs. Dayton
- Leads the team with 41 made 3-point field goals
- Sank a career-best 5 3-PT FG against Dayton on Dec. 20, 2023
- 11-ranked overall player, No. 2 wing, in the 2022 espnW Top 100
- Ranked as a five star prospect by espnW

SUPERLATIVES	2023-24 CAREER		SUPERLATIVES	2023-24 CAREER	
10+ POINTS	4	5	2+ BLOCKS	2	2
15+ POINTS	2	2	DOUBLE-DOUBLES	--	--
20+ POINTS	--	--	LED VANDY IN PTS	--	--
MADE 3+ 3-PT FG	6	7	LED VANDY IN REB	--	--
10+ REBS	--	--	LED VANDY IN AST	--	--
3+ ASSISTIS	2	3	LED VANDY IN STL	--	--
3+ STEALS	--	--	LED VANDY IN BLK	5	5

GAME-BY-GAME

DATE	OPPONENT	GS	MIN	FGM/A	%	3FG/A	%	FTM/A	%	OFF	DEF	TOT	AVG	PF	AST	T/O	BLK	STL	PTS	AVG
11/06/23	KENNESAW STATE		18:15	4-10	.400	3-6	.500	1-2	.500	1	0	1	1.0	0	0	0	0	0	12	12.0
11/09/23	AT UT MARTIN		24:05	3-7	.429	0-2	.000	0-0	.000	0	0	0	0.5	1	4	1	3	0	6	9.0
11/12/23	FAIRFIELD	*	10:48	0-6	.000	0-3	.000	0-0	.000	0	0	0	0.3	3	1	1	0	0	0	6.0
11/15/23	WESTERN KENTUCKY	*	20:18	3-9	.333	2-6	.333	1-2	.500	0	2	2	0.8	2	0	1	1	0	9	6.8
11/20/23	Alabama State	*	19:20	5-8	.625	3-5	.600	3-3	1.000	0	1	1	0.8	2	0	0	0	0	16	8.6
11/24/23	VS. IOWA STATE	*	15:28	3-7	.429	3-7	.429	0-0	.000	0	0	0	0.7	4	1	0	0	0	9	8.7
11/25/23	VS. NORTHERN IOWA	*	24:42	3-9	.333	1-3	.333	1-2	.500	3	3	6	1.4	0	1	0	0	1	8	8.6
11/29/23	AT NC STATE	*	17:34	0-4	.000	0-3	.000	1-2	.500	0	2	2	1.5	4	0	1	0	0	1	7.6
12/03/23	LOUISIANA TECH	*	17:44	2-3	.667	1-2	.500	0-0	.000	0	2	2	1.6	2	3	1	0	0	5	7.3
12/07/23	AT BUTLER	*	17:27	0-6	.000	0-2	.000	0-0	.000	0	0	0	1.4	1	0	0	0	1	0	6.6
12/17/23	LIPSCOMB	*	14:40	2-9	.222	1-4	.250	0-0	.000	0	2	2	1.5	3	0	1	1	0	5	6.5
12/20/23	DAYTON	*	33:22	6-10	.600	5-6	.833	0-0	.000	2	4	6	1.8	1	1	1	0	0	17	7.3
12/29/23	FAIRLEIGH DICKINSON		20:29	1-4	.250	1-4	.250	2-2	1.000	0	1	1	1.8	1	1	2	1	0	5	7.2
12/31/23	RADFORD	*	18:54	4-13	.308	2-6	.333	0-0	.000	1	1	2	1.8	1	1	3	0	0	10	7.4
01/04/24	AT MISSISSIPPI STATE	*	26:18	3-6	.500	3-5	.600	0-0	.000	0	1	1	1.7	1	0	4	0	0	9	7.5
01/07/24	FLORIDA	*	28:56	1-6	.167	0-3	.000	0-0	.000	0	5	5	1.9	2	1	2	1	1	2	7.1
01/11/24	AT KENTUCKY	*	22:56	4-7	.571	1-4	.250	0-0	.000	0	4	4	2.1	2	2	2	0	0	9	7.2
01/14/23	MISSOURI	*	30:33	3-8	.375	1-6	.167	0-0	.000	1	3	4	2.2	1	0	2	1	0	7	7.2
01/18/24	AUBURN	*	19:57	2-7	.286	2-7	.286	0-0	.000	0	4	4	2.3	1	1	1	0	0	6	7.2
01/21/24	AT TENNESSEE	*	18:58	3-9	.333	3-6	.500	0-0	.000	0	3	3	2.3	2	0	0	0	0	9	7.3
01/28/24	AT SOUTH CAROLINA	*	15:45	1-2	.500	1-1	1.000	0-0	.000	0	1	1	2.2	0	0	0	2	0	3	7.0
02/01/24	OLE MISS	*	23:49	2-5	.400	2-3	.667	0-0	.000	1	1	2	2.2	0	1	2	1	0	6	7.0
02/05/24	ALABAMA	*	26:17	3-8	.375	3-7	.429	0-0	.000	0	1	1	2.2	5	0	1	0	1	9	7.1
02/08/24	LSU		09:52	1-6	.167	0-3	.000	0-0	.000	2	0	2	2.2	0	0	3	0	2	2	6.9
02/11/24	AT GEORGIA	*	19:49	1-4	.250	1-4	.250	0-0	.000	0	0	0	2.1	0	2	1	2	0	3	6.7
02/15/24	AT TEXAS A&M	*	14:38	3-7	.429	2-5	.400	0-0	.000	0	2	2	2.1	2	1	1	1	1	8	6.8
02/18/24	TENNESSEE																			
02/25/24	AT ARKANSAS																			
02/29/24	AT MISSOURI																			
03/03/24	GEORGIA																			
TOTAL			529:51	63-180	.350	41-113	.363	9-13	.692	11	43	54	2.1	41	21	31	14	7	176	6.8

CAREER STATS

YEAR	GP	GS	MIN	AVG	FG	FGA	PCT	3FG	3FGA	3PCT	FT	FTA	PCT	OFF	DEF	TOT	AVG	PF	FO	AST	TO	BLK	STL	PTS	AVG
2022-23*	27	0	189	7.0	20	60	.333	12	46	.261	2	2	1.000	6	20	26	1.0	20	0	10	12	4	1	54	2.0
2023-24	26	22	530	20.4	63	180	.350	41	113	.363	9	13	.692	11	43	54	2.1	41	1	21	31	14	7	176	6.8
TOTAL	53	22	719	13.6	83	240	.346	53	159	.333	11	15	.733	17	63	80	1.5	61	1	31	43	18	8	230	4.3

* at Tennessee





AIYANA MITCHELL

14

@aiyanajm22

@AiyanaMitchell7



F // 6-4 // Fr. // Fountain, Colo. (Fountain-Fort Collins High School)

Season Highs

Points // 3, at Kentucky (01/11/24)
 FG Made // 1 (4x), Last: LSU (02/08/24)
 FG Attempts // 2, (2x), Last: Radford (12/31/23)
 3-Pt Made // --
 3-Pt Attempt // --
 FT Made // 1 (2x), Last: at Kentucky (01/11/24)
 FT Attempt // 2 (2x), Last: at Kentucky (01/11/24)
 Rebounds // 4, Alabama State (11/20/23)
 Assists // --
 Steals // --
 Blocks // 1 (3x), Last: LSU (02/08/24)
 Minutes // 8, Fairleigh Dickinson (12/29/23)

Career Highs

Points // 3, at Kentucky (01/11/24)
 FG Made // 1 (4x), Last: LSU (02/08/24)
 FG Attempts // 2, (2x), Last: Radford (12/31/23)
 3-Pt Made // --
 3-Pt Attempt // --
 FT Made // 1 (2x), Last: at Kentucky (01/11/24)
 FT Attempt // 2 (2x), Last: at Kentucky (01/11/24)
 Rebounds // 4, Alabama State (11/20/23)
 Assists // --
 Steals // --
 Blocks // 1 (3x), Last: LSU (02/08/24)
 Minutes // 8, Fairleigh Dickinson (12/29/23)

- Pulled down 4 reb & scored 2 pts vs. Alabama State
- Named second team all-state by the Colorado High School Athletic Association (2023)
- Collected 20 double-doubles during her prep career
- Scored a career-high 42 points in a prep game

SUPERLATIVES	2023-24 CAREER	SUPERLATIVES	2023-24 CAREER
10+ POINTS	-- --	2+ BLOCKS	-- --
15+ POINTS	-- --	DOUBLE-DOUBLES	-- --
20+ POINTS	-- --	LED VANDY IN PTS	-- --
MADE 3+ 3-PT FG	-- --	LED VANDY IN REB	-- --
10+ REBS	-- --	LED VANDY IN AST	-- --
3+ ASSISTS	-- --	LED VANDY IN STL	-- --
3+ STEALS	-- --	LED VANDY IN BLK	2 2

GAME-BY-GAME

DATE	OPPONENT	GS	MIN	FGM/A	%	3FG/A	%	FTM/A	%	OFF	DEF	TOT	AVG	PF	AST	T/O	BLK	STL	PTS	AVG
11/06/23	KENNESAW STATE		02:33	0-0	.000	0-0	.000	0-0	.000	0	0	0	0.0	0	0	1	0	0	0	0.0
11/09/23	AT UT MARTIN																			
11/12/23	FAIRFIELD																			
11/15/23	WESTERN KENTUCKY		00:30	0-0	.000	0-0	.000	0-0	.000	0	0	0	0.0	1	0	0	0	0	0	0.0
11/20/23	ALABAMA STATE		06:49	1-1	1.000	0-0	.000	0-0	.000	1	3	4	1.3	1	0	0	0	0	2	0.7
11/24/23	VS. IOWA STATE																			
11/25/23	VS. NORTHERN IOWA																			
11/29/23	AT NC STATE		01:40	0-0	.000	0-0	.000	0-0	.000	0	0	0	1.0	0	0	0	0	0	0	0.5
12/03/23	LOUISIANA TECH																			
12/07/23	AT BUTLER																			
12/17/23	LIPSCOMB		02:20	1-1	1.000	0-0	.000	0-0	.000	0	0	0	0.8	0	0	0	1	0	2	0.8
12/20/23	DAYTON		01:36	0-0	.000	0-0	.000	0-0	.000	0	0	0	0.7	1	0	0	0	0	0	0.7
12/29/23	FAIRLEIGH DICKINSON		08:08	0-2	.000	0-0	.000	0-0	.000	1	2	3	1.0	0	0	1	0	0	0	0.6
12/31/23	RADFORD		03:16	0-2	.000	0-0	.000	1-2	.500	0	0	0	0.9	1	0	0	0	0	1	0.6
01/04/24	AT MISSISSIPPI STATE																			
01/07/24	FLORIDA																			
01/11/24	AT KENTUCKY		01:15	1-1	1.000	0-0	.000	1-2	.500	1	0	1	0.9	0	0	0	1	0	3	0.9
01/14/23	MISSOURI																			
01/18/24	AUBURN																			
01/21/24	AT TENNESSEE																			
01/28/24	AT SOUTH CAROLINA		07:16	0-1	.000	0-0	.000	0-0	.000	1	0	1	0.9	1	0	0	0	0	0	0.8
02/01/24	OLE MISS		02:26	0-0	.000	0-0	.000	0-0	.000	0	0	0	0.8	1	0	1	0	0	0	0.7
02/05/24	ALABAMA																			
02/08/24	LSU		07:09	1-1	1.000	0-0	.000	0-0	.000	0	1	1	0.8	2	0	0	1	0	2	0.8
02/11/24	AT GEORGIA																			
02/15/24	AT TEXAS A&M																			
02/18/24	TENNESSEE																			
02/25/24	AT ARKANSAS																			
02/29/24	AT MISSOURI																			
03/03/24	GEORGIA																			
TOTAL			44:30	4-9	.444	0-0	.000	2-4	.500	4	6	10	0.8	8	0	3	3	0	10	0.8

CAREER STATS

YEAR	GP	GS	MIN	AVG	FG	FGA	PCT	3FG	3FGA	3PCT	FT	FTA	PCT	OFF	DEF	TOT	AVG	PF	FO	AST	TO	BLK	STL	PTS	AVG
2023-24	12	0	44	3.7	4	9	.444	0	0	.000	2	4	.500	4	6	10	0.8	8	0	0	3	3	0	10	0.8
TOTAL	12	0	44	3.7	4	9	.444	0	0	.000	2	4	.500	4	6	10	0.8	8	0	0	3	3	0	10	0.8



BELLA LACHANCE

21

@bella_lachance
 @BELLALACHANCE0

G // 5-8 // Sr. // Davie, Fla. (St. Thomas Aquinas)

Season Highs

Points // 4 (2x), Last: Mississippi State (01/04/24)
FG Made // 2, Radford (12/31/23)
FG Attempts // 2 (3x), Last: Radford (12/31/23)
3-Pt Made // --
3-Pt Attempt // 1 (3x), Last: FDU (12/29/23)
FT Made // 2, at Mississippi State (01/04/24)
FT Attempt // 2 (3x), Last: Alabama (02/05/24)
Rebounds // 4, Radford (12/31/23)
Assists // 4, Radford (12/31/23)
Steals // 3, Radford (12/31/23)
Blocks // 1, Kennesaw State (11/06/23)
Minutes // 20, Radford (12/31/23)

Career Highs

Points // 7 (3x), Last: Arkansas (02/09/23)
FG Made // 3, Arkansas (02/09/23)
FG Attempts // 6 (5x), Last: Tennessee (02/12/23)
3-Pt Made // 2 (2x), Last: Georgia (02/05/23)
3-Pt Attempt // 5, Georgia (02/05/23)
FT Made // 6, at Auburn (02/26/23)
FT Attempt // 6, at Auburn (02/26/23)
Rebounds // 6, USC Upstate (11/29/22)
Assists // 4 (4x), Last: Radford (12/31/23)
Steals // 3 (2x), Last: Radford (12/31/23)
Blocks // 1 (3x), Last: Kennesaw State (11/06/23)
Minutes // 40 (2x), Last: Arkansas (02/09/23)

- 2022-23 College Sports Communicators Academic All-District
- 2021-22 SEC Community Service Team
- 2021-22 SEC Academic Honor Roll
- 2020-21 SEC First-Year Academic Honor Roll
- Made 23 career starts at Vanderbilt

SUPERLATIVES	2023-24 CAREER	SUPERLATIVES	2023-24 CAREER
10+ POINTS	-- --	2+ BLOCKS	-- --
15+ POINTS	-- --	DOUBLE-DOUBLES	-- --
20+ POINTS	-- --	LED VANDY IN PTS	-- --
MADE 3+ 3-PT FG	-- --	LED VANDY IN REB	-- 1
10+ REBS	-- --	LED VANDY IN AST	-- 4
3+ ASSISTES	-- 8	LED VANDY IN STL	-- --
3+ STEALS	-- 1	LED VANDY IN BLK	-- 2

GAME-BY-GAME

DATE	OPPONENT	GS	MIN	FGM/A	%	3FG/A	%	FTM/A	%	OFF	DEF	TOT	AVG	PF	AST	T/O	BLK	STL	PTS	AVG
11/06/23	KENNESAW STATE		08:53	0-1	.000	0-1	.000	0-0	.000	0	0	0	0.0	0	2	0	1	1	0	0.0
11/09/23	AT UT MARTIN																			
11/12/23	FAIRFIELD																			
11/15/23	WESTERN KENTUCKY		01:37	0-0	.000	0-0	.000	0-0	.000	1	1	2	1.0	0	0	0	0	0	0	0.0
11/20/23	ALABAMA STATE		06:31	0-0	.000	0-0	.000	0-0	.000	0	0	0	0.7	0	0	1	0	0	0	0.0
11/24/23	VS. IOWA STATE																			
11/25/23	VS. NORTHERN IOWA		00:45	0-0	.000	0-0	.000	0-0	.000	0	0	0	0.5	0	0	0	0	0	0	0.0
11/29/23	AT NC STATE																			
12/03/23	LOUISIANA TECH																			
12/07/23	AT BUTLER																			
12/17/23	LIPSCOMB		14:28	0-2	.000	0-1	.000	0-0	.000	0	1	1	0.6	0	2	0	0	0	0	0.0
12/20/23	DAYTON		11:25	0-1	.000	0-0	.000	1-2	.500	0	1	1	0.7	2	2	0	0	2	1	0.2
12/29/23	FAIRLEIGH DICKINSON		18:08	0-2	.000	0-1	.000	0-0	.000	0	2	2	0.9	0	0	1	0	1	0	0.1
12/31/23	RADFORD		20:46	2-2	1.000	0-0	.000	0-0	.000	1	3	4	1.3	1	4	1	0	3	4	0.6
01/04/24	AT MISSISSIPPI STATE		17:48	1-1	1.000	0-0	.000	2-2	1.000	0	3	3	1.4	2	2	0	0	0	4	1.0
01/07/24	FLORIDA		00:38	0-0	.000	0-0	.000	0-0	.000	0	0	0	1.3	0	0	0	0	0	0	0.9
01/11/24	AT KENTUCKY		05:34	0-0	.000	0-0	.000	0-0	.000	0	2	2	1.4	0	0	0	0	0	0	0.8
01/14/23	MISSOURI		04:20	0-0	.000	0-0	.000	0-0	.000	0	0	0	1.3	1	0	1	0	0	0	0.8
01/18/24	AUBURN																			
01/21/24	AT TENNESSEE		00:46	0-0	.000	0-0	.000	0-0	.000	0	0	0	1.2	0	0	0	0	0	0	0.7
01/28/24	AT SOUTH CAROLINA																			
02/01/24	OLE MISS		00:59	0-0	.000	0-0	.000	0-0	.000	0	0	0	1.1	0	0	0	0	0	0	0.6
02/05/24	ALABAMA		14:21	0-0	.000	0-0	.000	1-2	.500	0	1	1	1.1	3	1	0	0	0	1	0.7
02/08/24	LSU		06:10	0-0	.000	0-0	.000	0-0	.000	0	0	0	1.0	0	1	0	0	0	0	0.6
02/11/24	AT GEORGIA		02:41	0-0	.000	0-0	.000	0-0	.000	0	0	0	0.9	0	0	0	0	0	0	0.6
02/15/24	AT TEXAS A&M		03:37	0-0	.000	0-0	.000	0-0	.000	0	0	0	0.9	0	0	0	0	1	0	0.6
02/18/24	TENNESSEE																			
02/25/24	AT ARKANSAS																			
02/29/24	AT MISSOURI																			
03/03/24	GEORGIA																			
TOTAL			135:50	3-9	.333	0-3	.000	4-6	.667	2	14	16	0.9	9	14	4	1	7	10	0.6

CAREER STATS

YEAR	GP	GS	MIN	AVG	FG	FGA	PCT	3FG	3FGA	3PCT	FT	FTA	PCT	OFF	DEF	TOT	AVG	PF	FO	AST	TO	BLK	STL	PTS	AVG
2020-21	8	0	93	11.7	3	11	.273	0	2	.000	4	6	.667	1	6	7	0.9	11	0	7	4	0	4	10	1.3
2021-22	26	14	289	11.1	10	37	.270	5	17	.294	12	16	.750	3	17	20	0.8	20	0	17	6	1	9	37	1.4
2022-23	31	9	756	24.4	30	96	.313	9	37	.243	47	54	.870	4	53	57	1.8	58	1	40	33	1	10	116	3.7
2023-24	18	0	139	7.7	3	9	.333	0	3	.000	4	6	.667	2	14	16	0.9	9	0	14	4	1	8	10	0.6
TOTAL	83	23	1277	15.4	46	153	.301	14	59	.237	67	82	.817	10	90	100	1.2	98	1	78	47	3	31	173	2.1



IYANA MOORE

23

Instagram: @iyanamoore_
X: @imoore_23

G // 5-8 // Jr. // Murfreesboro, Tenn. (Blackman High School)

Season Highs

Points // 37, at Kentucky (01/11/14)
 FG Made // 14, at Kentucky (01/11/14)
 FG Attempts // 17 (2x), Last: at Kentucky (01/11/24)
 3-Pt Made // 4 (3x), Last: Alabama (02/05/24)
 3-Pt Attempt // 8 (3x), Last: Ole Miss (02/01/24)
 FT Made // 9, vs. Iowa State (11/24/23)
 FT Attempt // 10, vs. Iowa State (11/24/23)
 Rebounds // 6 (2x), Last: at Butler (12/07/23)
 Assists // 7, at Kentucky (01/11/14)
 Steals // 4, Fairfield (11/12/23)
 Blocks // 1, Dayton (12/20/23)
 Minutes // 40 (5x), Last: at Texas A&M (02/15/24)

Career Highs

Points // 37, at Kentucky (01/11/14)
 FG Made // 14, at Kentucky (01/11/14)
 FG Attempts // 21, Alabama State (12/28/21)
 3-Pt Made // 9, Alabama State (12/28/21)
 3-Pt Attempt // 12, Alabama State (12/28/21)
 FT Made // 9, vs. Iowa State (11/24/23)
 FT Attempt // 10, vs. Iowa State (11/24/23)
 Rebounds // 7 (2x), Last: at LSU (01/16/22)
 Assists // 8, at Kentucky (02/17/22)
 Steals // 4 (4x), Last: Fairfield (11/12/23)
 Blocks // 1 (7x), Last: Dayton (12/20/23)
 Minutes // 43, Alabama (02/06/22)

- Averaging a Team-Best 17.0 ppg in SEC games
- Scored a career-high 37 pts at Kentucky on Jan. 11, 2024
- 2021-22 SEC All-Freshman Team
- SEC Co-Freshman of the Week (1.4.22)
- Set the program record for 3-pointers made per game with 9 against Alabama State during the 2021-22 season

SUPERLATIVES	2023-24 CAREER	SUPERLATIVES	2023-24 CAREER
10+ POINTS	16 37	3+ STEALS	4 12
15+ POINTS	9 22	2+ BLOCKS	-- --
20+ POINTS	5 93	LED VANDY IN PTS	9 16
30+ POINTS	1 2	LED VANDY IN REB	-- --
MADE 3+ 3-PT FG	6 18	LED VANDY IN AST	6 11
10+ REBS	-- --	LED VANDY IN STL	4 9
3+ ASSISTS	13 27	LED VANDY IN BLK	-- 2

GAME-BY-GAME

DATE	OPPONENT	GS	MIN	FGM/A	%	3FG/A	%	FTM/A	%	OFF	DEF	TOT	AVG	PF	AST	T/O	BLK	STL	PTS	AVG		
11/06/23	KENNESAW STATE	*	19:20	4-8	.500	2-4	.500	1-1	1.000	1	1	2	2.0	3	3	3	0	1	11	11.0		
11/09/23	AT UT MARTIN	*	33:27	4-12	.333	3-8	.375	1-2	.500	1	1	2	2.0	3	2	2	0	2	12	11.5		
11/12/23	FAIRFIELD	*	39:27	9-15	.600	3-6	.500	4-4	1.000	3	3	6	3.3	2	1	2	0	4	25	16.0		
11/15/23	WESTERN KENTUCKY	*	35:19	1-10	.100	1-5	.200	2-4	.500	1	1	2	3.0	1	3	1	0	1	5	13.3		
11/20/23	ALABAMA STATE	*	22:11	4-6	.667	1-2	.500	0-1	.000	0	2	2	2.8	3	4	4	0	0	9	12.4		
11/24/23	VS. IOWA STATE	*	35:52	6-17	.353	0-8	.000	9-10	.900	3	2	5	3.2	1	3	1	0	1	21	13.8		
11/25/23	VS. NORTHERN IOWA	*	30:48	2-6	.333	0-2	.000	1-5	.200	1	3	4	3.3	3	0	1	0	1	5	12.6		
11/29/23	AT NC STATE	*	24:06	0-10	.000	0-3	.000	2-2	1.000	1	2	3	3.3	3	2	2	0	1	2	11.3		
12/03/23	LOUISIANA TECH	*	17:17	0-4	.000	0-3	.000	0-0	.000	0	1	1	3.0	2	2	2	0	0	0	10.0		
12/07/23	AT BUTLER	*	34:21	3-15	.200	0-3	.000	2-4	.500	3	3	6	3.3	2	4	1	0	0	8	9.8		
12/17/23	LIPSCOMB	*	24:23	3-10	.300	0-1	.000	0-0	.000	0	1	1	3.1	0	0	1	0	1	6	9.5		
12/20/23	DAYTON	*	15:51	1-4	.250	0-1	.000	0-0	.000	2	0	2	3.0	2	2	3	1	1	2	8.8		
12/29/23	FAIRLEIGH DICKINSON	*	20:31	4-8	.500	2-5	.400	4-5	.800	1	2	3	3.0	2	2	1	0	2	14	9.2		
12/31/23	RADFORD	*	24:27	4-10	.400	2-3	.667	0-0	.000	1	3	4	3.1	4	4	1	0	2	10	9.3		
01/04/24	AT MISSISSIPPI STATE	*	38:45	10-16	.625	3-6	.500	6-6	1.000	1	4	5	3.2	2	2	4	0	1	29	10.6		
01/07/24	FLORIDA	*	40:00	6-12	.500	2-5	.400	6-6	1.000	0	3	3	3.2	2	0	4	0	3	20	11.2		
01/11/24	AT KENTUCKY	*	36:55	14-17	.824	4-5	.800	5-5	1.000	1	3	4	3.2	2	7	0	0	3	37	12.7		
01/14/23	MISSOURI	*	35:36	1-8	.125	1-4	.250	2-2	1.000	0	3	3	3.2	4	5	1	0	2	5	12.3		
01/18/24	AUBURN	*	40:00	3-9	.333	1-5	.200	5-5	1.000	1	1	2	3.2	1	0	4	0	0	12	12.3		
01/21/24	AT TENNESSEE	*	39:14	7-13	.538	2-6	.333	3-4	.750	0	2	2	3.1	4	5	3	0	0	19	12.6		
01/28/24	AT SOUTH CAROLINA	*	40:00	6-16	.375	1-6	.167	0-0	.000	1	4	5	3.2	1	3	3	0	0	13	12.6		
02/01/24	OLE MISS	*	33:35	5-14	.357	4-8	.500	4-4	1.000	0	3	3	3.2	3	1	2	0	2	18	12.9		
02/05/24	ALABAMA	*	40:00	4-12	.333	4-9	.444	4-4	1.000	0	5	5	3.3	3	5	3	0	1	16	13.0		
02/08/24	LSU	*	26:47	6-15	.400	1-5	.200	4-5	.800	0	3	3	3.3	3	3	9	0	1	17	13.2		
02/11/24	AT GEORGIA	*	39:09	2-12	.167	0-4	.000	5-7	.714	1	2	3	3.2	1	4	5	0	3	9	13.0		
02/15/24	AT TEXAS A&M	*	40:00	3-16	.188	2-7	.286	1-2	.500	2	1	3	3.2	3	2	3	0	2	9	12.8		
02/18/24	TENNESSEE																					
02/25/24	AT ARKANSAS																					
02/29/24	AT MISSOURI																					
03/03/24	GEORGIA																					
TOTAL			827	20112	.295	39	124	.315	71	88	.807	25	59	84	3.2	60	70	66	1	35	334	12.8

CAREER STATS

YEAR	GP	GS	MIN	AVG	FG	FGA	PCT	3FG	3FGA	3PCT	FT	FTA	PCT	OFF	DEF	TOT	AVG	PF	FO	AST	TO	BLK	STL	PTS	AVG	
2021-22	35	17	1136	32.5	148	396	.374	79	207	.382	69	86	.802	32	71	103	2.9	67	1	89	99	6	55	444	12.7	
2022-23	MISSED SEASON DUE TO INJURY																									
2023-24	26	26	827	31.8	112	295	.380	39	124	.315	71	88	.807	25	59	84	3.2	60	0	70	66	1	35	334	12.8	
TOTAL	61	43	1964	32.2	260	691	.376	118	331	.356	140	174	.805	57	130	187	3.1	127	1	159	165	7	90	778	12.8	



AGA MAKURAT

24

@a.makurat24



G // 6-2 // Fr. // Sierakowice, Poland (Sopocka Akademia Tenisowa)

Season Highs

Points // 18 (2x), Last: at South Carolina (01/28/24)
 FG Made // 6, at South Carolina (01/28/24)
 FG Attempts // 9 (3x), Last: at South Carolina (01/28/24)
 3-Pt Made // 5, Western Kentucky (11/15/23)
 3-Pt Attempt // 7 (2x), Last: at South Carolina (01/28/24)
 FT Made // 3, Western Kentucky (11/15/23)
 FT Attempt // 4, Western Kentucky (11/15/23)
 Rebounds // 7, at South Carolina (01/28/24)
 Assists // 3 (2x), Last: at Kentucky (01/11/24)
 Steals // 2, Kennesaw State (11/06/23)
 Blocks // 3, Florida (01/07/24)
 Minutes // 24, at South Carolina (01/28/24)

Career Highs

Points // 18 (2x), Last: at South Carolina (01/28/24)
 FG Made // 6, at South Carolina (01/28/24)
 FG Attempts // 9 (3x), Last: at South Carolina (01/28/24)
 3-Pt Made // 5, Western Kentucky (11/15/23)
 3-Pt Attempt // 7 (2x), Last: at South Carolina (01/28/24)
 FT Made // 3, Western Kentucky (11/15/23)
 FT Attempt // 4, Western Kentucky (11/15/23)
 Rebounds // 7, at South Carolina (01/28/24)
 Assists // 3 (2x), Last: at Kentucky (01/11/24)
 Steals // 2, Kennesaw State (11/06/23)
 Blocks // 3, Florida (01/07/24)
 Minutes // 24, at South Carolina (01/28/24)

- Scored a career-best 18 pts & hit 5 3-pt FGs vs. Western Kentucky
- Vanderbilt is 3-0 in games where she starts
- Member of Poland's national women's basketball program
- A top-15 international recruit in the Class of 2023 by WorldWide Hoops

SUPERLATIVES	2023-24 CAREER	SUPERLATIVES	2023-24 CAREER
10+ POINTS	3 3	2+ BLOCKS	3 3
15+ POINTS	2 2	DOUBLE-DOUBLES	-- --
20+ POINTS	-- --	LED VANDY IN PTS	2 2
MADE 3+ 3-PT FG	3 3	LED VANDY IN REB	1 1
10+ REBS	-- --	LED VANDY IN AST	-- --
3+ ASSISTS	2 2	LED VANDY IN STL	-- --
3+ STEALS	-- --	LED VANDY IN BLK	5 5

GAME-BY-GAME

DATE	OPPONENT	GS	MIN	FGM/A	%	3FG/A	%	FTM/A	%	OFF	DEF	TOT	AVG	PF	AST	T/O	BLK	STL	PTS	AVG
11/06/23	KENNESAW STATE	*	22:51	2-5	.400	2-5	.400	2-2	1.000	0	2	2	2.0	3	3	0	2	2	8	8.0
11/09/23	AT UT MARTIN	*	11:03	0-2	.000	0-2	.000	0-0	.000	1	0	1	1.5	0	0	0	0	0	0	4.0
11/12/23	FAIRFIELD		08:37	1-2	.500	1-2	.500	0-0	.000	0	0	0	1.0	0	0	0	0	1	3	3.7
11/15/23	WESTERN KENTUCKY		16:10	5-9	.556	5-7	.714	3-4	.750	1	1	2	1.3	0	2	1	0	1	18	7.3
11/20/23	ALABAMA STATE		20:40	4-8	.500	3-5	.600	0-0	.000	0	0	0	1.0	2	1	2	1	0	11	8.0
11/24/23	VS. IOWA STATE		23:23	3-9	.333	1-5	.200	2-2	1.000	0	3	3	1.3	2	1	1	0	0	9	8.2
11/25/23	VS. NORTHERN IOWA		14:58	1-3	.333	0-0	.000	0-0	.000	1	2	3	1.6	2	1	1	1	0	2	7.3
11/29/23	AT NC STATE		13:10	2-4	.500	1-2	.500	0-0	.000	1	0	1	1.5	3	0	2	1	0	5	7.0
12/03/23	LOUISIANA TECH		21:32	2-6	.333	1-5	.200	0-0	.000	0	4	4	1.8	0	1	1	0	0	5	6.8
12/07/23	AT BUTLER		05:02	1-3	.333	0-1	.000	0-0	.000	0	1	1	1.7	0	0	1	0	0	2	6.3
12/17/23	LIPSCOMB		20:54	1-4	.250	0-1	.000	0-0	.000	0	3	3	1.8	1	0	0	1	0	2	5.9
12/20/23	DAYTON		16:06	1-3	.333	0-1	.000	0-0	.000	0	0	0	1.7	1	1	4	0	0	2	5.6
12/29/23	FAIRLEIGH DICKINSON	*	23:20	2-7	.286	1-4	.250	1-2	.500	0	1	1	1.6	0	0	2	0	1	6	5.6
12/31/23	RADFORD		20:30	2-5	.400	2-4	.500	0-0	.000	1	1	2	1.6	2	0	0	2	0	6	5.6
01/04/24	AT MISSISSIPPI STATE		13:42	1-5	.200	0-4	.000	0-0	.000	1	1	2	1.7	0	1	0	0	0	2	5.4
01/07/24	FLORIDA		10:26	0-1	.000	0-1	.000	0-0	.000	0	1	1	1.6	0	0	2	3	1	0	5.1
01/11/24	AT KENTUCKY		18:57	2-5	.400	2-4	.500	0-0	.000	0	1	1	1.6	2	3	2	0	1	6	5.1
01/14/23	MISSOURI		11:39	0-4	.000	0-3	.000	0-0	.000	0	0	0	1.5	1	1	2	0	0	0	4.8
01/18/24	AUBURN		16:15	0-1	.000	0-1	.000	0-0	.000	0	1	1	1.5	0	1	1	0	0	0	4.6
01/21/24	AT TENNESSEE		16:08	2-4	.500	2-3	.667	0-0	.000	0	0	0	1.4	0	0	1	0	0	6	4.7
01/28/24	AT SOUTH CAROLINA		24:15	6-9	.667	4-7	.571	2-2	1.000	3	4	7	1.7	1	0	0	0	1	18	5.3
02/01/24	OLE MISS		11:42	0-1	.000	0-1	.000	0-0	.000	0	0	0	1.6	0	0	1	1	0	0	5.0
02/05/24	ALABAMA		08:23	1-2	.500	1-2	.500	0-0	.000	0	0	0	1.5	0	0	1	0	0	3	5.0
02/08/24	LSU		18:09	2-7	.286	1-5	.200	0-0	.000	1	1	2	1.5	1	1	1	0	1	5	5.0
02/11/24	AT GEORGIA		03:27	0-0	.000	0-0	.000	0-0	.000	0	0	0	1.5	0	0	0	0	0	0	4.8
02/15/24	AT TEXAS A&M		13:03	1-5	.200	1-4	.250	1-2	.500	1	2	3	1.5	2	0	1	0	1	4	4.7
02/18/24	TENNESSEE																			
02/25/24	AT ARKANSAS																			
02/29/24	AT MISSOURI																			
03/03/24	GEORGIA																			
TOTAL			405:24	42-114	.368	28-79	.354	11-14	.786	11	29	40	1.5	23	17	27	12	10	123	4.7

CAREER STATS

YEAR	GP	GS	MIN	AVG	FG	FGA	PCT	3FG	3FGA	3PCT	FT	FTA	PCT	OFF	DEF	TOT	AVG	PF	FO	AST	TO	BLK	STL	PTS	AVG
2023-24	25	3	392	15.7	41	109	.376	27	75	.360	10	12	.833	10	27	37	1.5	21	0	17	26	12	9	119	4.8
TOTAL	26	3	405	15.6	42	114	.368	28	79	.354	11	14	.786	11	29	40	1.5	23	0	17	27	12	10	123	4.7



SACHA WASHINGTON 35

@sacha_washington
@sachaw33

F // 6-2 // Jr. // Lawrenceville, Ga. (Collins Hill High School)

Season Highs

Points // 33, Louisiana Tech (12/03/23)
 FG Made // 15, Louisiana Tech (12/03/23)
 FG Attempts // 20, Louisiana Tech (12/03/23)
 3-Pt Made // --
 3-Pt Attempt // --
 FT Made // 10, Fairfield (11/12/23)
 FT Attempt // 16, Fairfield (11/12/23)
 Rebounds // 17, Fairfield (11/12/23)
 Assists // 7, Fairfield (11/12/23)
 Steals // 8, Louisiana Tech (12/03/23)
 Blocks // 6, Dayton (12/20/23)
 Minutes // 39, at Mississippi State (01/04/24)

Career Highs

Points // 33, Louisiana Tech (12/03/23)
 FG Made // 15, Louisiana Tech (12/03/23)
 FG Attempts // 20, Louisiana Tech (12/03/23)
 3-Pt Made // --
 3-Pt Attempt // 1, Lipscomb (12/18/22)
 FT Made // 10, Fairfield (11/12/23)
 FT Attempt // 16, Fairfield (11/12/23)
 Rebounds // 17, Fairfield (11/12/23)
 Assists // 7, Fairfield (11/12/23)
 Steals // 8, Louisiana Tech (12/03/23)
 Blocks // 6, Dayton (12/20/23)
 Minutes // 39, at Mississippi State (01/04/24)

- Scored a career-best 33 pts in the win over Louisiana Tech on Dec. 3
- Posted a Double-Double Six Games this season
- Pulled down a career-best 17 rebs vs. Fairfield on Nov. 12, 2023
- Collected a career-high 8 steals vs. Louisiana Tech on Dec. 3
- 2021-22 SEC All-Freshman Team

SUPERLATIVES	2023-24 CAREER	SUPERLATIVES	2023-24 CAREER
10+ POINTS	11 41	2+ BLOCKS	9 27
15+ POINTS	8 19	DOUBLE-DOUBLES	6 19
20+ POINTS	3 6	LED VANDY IN PTS	7 13
MADE 3+ 3-PT FG	-- --	LED VANDY IN REB	14 51
10+ REBS	6 22	LED VANDY IN AST	2 4
3+ ASSISTS	4 7	LED VANDY IN STL	4 5
3+ STEALS	6 9	LED VANDY IN BLK	15 53

GAME-BY-GAME

DATE	OPPONENT	GS	MIN	FGM/A	%	3FG/A	%	FTM/A	%	OFF	DEF	TOT	AVG	PF	AST	T/O	BLK	STL	PTS	AVG
11/06/23	KENNESAW STATE	*	19:37	5-7	.714	0-0	.000	6-9	.667	2	4	6	6.0	0	0	0	0	0	16	16.0
11/09/23	AT UT MARTIN	*	30:38	9-17	.529	0-0	.000	0-0	.000	6	4	10	8.0	0	1	3	3	1	18	17.0
11/12/23	FAIRFIELD	*	31:27	5-9	.556	0-0	.000	10-16	.625	7	10	17	11.0	2	7	5	0	1	20	18.0
11/15/23	WESTERN KENTUCKY	*	36:05	6-10	.600	0-0	.000	4-8	.500	5	5	10	10.8	4	2	2	4	5	16	17.5
11/20/23	ALABAMA STATE	*	26:22	10-13	.769	0-0	.000	4-7	.571	1	6	7	10.0	3	1	1	0	3	24	18.8
11/24/23	VS. IOWA STATE	*	26:12	2-4	.500	0-0	.000	2-2	1.000	1	1	2	8.7	4	0	2	1	3	6	16.7
11/25/23	VS. NORTHERN IOWA	*	20:03	2-9	.222	0-0	.000	0-0	.000	0	3	3	7.9	4	2	3	1	0	4	14.9
11/29/23	AT NC STATE	*	32:04	6-14	.429	0-0	.000	2-2	1.000	3	4	7	7.8	3	1	3	5	1	14	14.8
12/03/23	LOUISIANA TECH	*	35:21	15-20	.750	0-0	.000	3-8	.375	6	0	6	7.6	2	1	4	2	8	33	16.8
12/07/23	AT BUTLER	*	35:54	3-8	.375	0-0	.000	1-3	.333	5	4	9	7.7	2	0	1	1	3	7	15.8
11/17/23	LIPSCOMB	*	25:08	4-10	.400	0-0	.000	1-2	.500	5	7	12	8.1	3	1	2	0	2	9	15.2
12/20/23	DAYTON	*	33:51	5-9	.556	0-0	.000	1-2	.500	4	11	15	8.7	2	3	5	6	1	11	14.8
12/29/23	FAIRLEIGH DICKINSON	*	18:58	5-7	.714	0-0	.000	4-4	1.000	3	4	7	8.5	2	0	3	0	0	14	14.8
12/31/23	RADFORD	*	27:52	6-9	.667	0-0	.000	0-0	.000	4	5	9	8.6	2	4	5	1	3	12	14.6
01/04/24	AT MISSISSIPPI STATE	*	39:04	4-11	.364	0-0	.000	1-1	1.000	0	3	3	8.2	3	3	3	3	2	9	14.2
01/07/24	FLORIDA	*	22:15	2-8	.250	0-0	.000	4-6	.667	3	4	7	8.1	5	1	3	1	1	8	13.8
01/11/24	AT KENTUCKY	*	21:07	3-8	.375	0-0	.000	2-2	1.000	3	3	6	8.0	3	1	2	1	1	8	13.5
01/14/23	MISSOURI	*	21:45	3-6	.500	0-0	.000	3-3	1.000	2	5	7	7.9	0	0	1	2	0	9	13.2
01/18/24	AUBURN	*	33:20	3-6	.500	0-0	.000	2-3	.667	1	2	3	7.7	5	1	1	4	1	8	12.9
01/21/24	AT TENNESSEE	*	35:58	3-9	.333	0-0	.000	2-2	1.000	3	3	6	7.6	1	1	5	1	2	8	12.7
01/28/24	AT SOUTH CAROLINA	*	26:04	6-11	.545	0-0	.000	6-7	.857	4	3	7	7.6	4	1	2	0	0	18	13.0
02/01/24	OLE MISS	*	25:20	3-5	.600	0-0	.000	0-4	.000	0	6	6	7.5	5	0	2	1	2	6	12.6
02/05/24	ALABAMA	*	35:54	7-13	.538	0-0	.000	2-7	.286	4	6	10	7.6	0	2	2	2	2	16	12.8
02/08/24	LSU	*	19:23	2-3	.667	0-0	.000	2-2	1.000	2	2	4	7.5	4	0	1	1	1	6	12.5
02/11/24	AT GEORGIA	*	34:04	5-9	.556	0-0	.000	0-0	.000	4	7	11	7.6	4	1	8	0	2	10	12.4
02/15/24	AT TEXAS A&M	*	33:48	2-7	.286	0-0	.000	2-2	1.000	6	2	8	7.6	3	1	1	1	2	6	12.2
02/18/24	TENNESSEE																			
02/25/24	AT ARKANSAS																			
02/29/24	AT MISSOURI																			
03/03/24	GEORGIA																			
TOTAL			747:34	126-242	.521	0-0	.000	64-102	.627	84	114	198	7.6	70	35	70	41	47	316	12.2

CAREER STATS

YEAR	GP	GS	MIN	AVG	FG	FGA	PCT	3FG	3FGA	3PCT	FT	FTA	PCT	OFF	DEF	TOT	AVG	PF	FO	AST	TO	BLK	STL	PTS	AVG
2021-22	35	8	708	20.2	104	224	.464	0	0	.000	58	85	.682	113	117	230	6.6	87	2	26	57	19	26	266	7.6
2022-23	31	31	798	25.7	136	294	.463	0	1	.000	72	114	.632	91	137	228	7.4	87	5	35	67	45	25	344	11.1
2023-24	26	26	748	28.8	126	242	.521	0	0	.000	64	102	.627	84	114	198	7.6	70	3	35	70	41	47	316	12.2
TOTAL	92	65	2254	24.5	366	760	.482	0	1	.000	194	301	.645	288	368	656	7.1	244	10	96	194	105	98	926	10.1



GAME RECAPS

Game 4 - Western Kentucky - W, 77-74

Western Ky. - 74		Record: 3-1												
NO.	Name	Min	FG	3P	FT	Rebounds	Fouls	TP	AS	TO	ST	Blocks	±	
			M.A.	M.A.	M.A.	OR DR TOT	PF	FD				BS	BA	
22	Caillin Staley	F 15:10	3-4	0-0	2-3	0 2 2	5	2	0	0	3	2	1	6
3	Alexis Mead	G 37:49	9-11	4-6	1-1	0 3 3	3	9	28	6	3	2	0	-1
10	Acacia Hayes	G 32:50	4-14	4-10	4-4	0 1 1	2	2	16	4	3	1	0	3
14	Teresa Faustino	G 30:07	2-10	2-9	0-0	0 4 4	2	0	6	3	3	1	0	-5
32	Karis Allen	G 18:04	3-7	0-2	0-0	1 3 4	2	0	6	1	0	1	0	-12
2	Aashly Pitts	23:00	2-5	1-4	3-2	0 0 5	1	1	7	0	4	1	1	-10
21	Odeth Betancourt	17:35	2-4	0-0	1-2	2 4 2	1	5	0	1	1	0	0	-4
33	Josie Galvin	18:10	1-2	1-1	0-0	0 3 3	4	0	3	0	0	1	1	0
13	Jalynn Brill	07:15	0-0	0-0	0-0	0 1 2	3	0	0	0	0	1	0	-5
Team			1-2		3-3		6		14		18		5	
Totals		26:57	12-32	10-12	4-25	29	22	15	74	14	19	8	5	3

NASHVILLE, Tenn. – A total of three Vanderbilt women's basketball players collected a double-double against Western Kentucky on Wednesday night, as the Commodores collected a thrilling 77-74 victory over the Hilltoppers at Memorial Gymnasium.

Graduate students Jordyn Cambridge and Jordyn Oliver, along with junior Sacha Washington each strung together a double-double on the stat sheet. Cambridge flirted with a triple-double against WKU, as she recorded a game-best 13 rebounds to go along with 11 points and eight assists. Oliver added 15 points and 10 rebounds to her ledger, while Washington posted her third-straight double-double with a 16-point, 10-rebound performance.

Freshman Aga Makurat provided an offensive punch off the bench for the Commodores. The 6-2 guard from Poland registered a career-high 18 points while hitting a season-best five 3-point fields in 16 minutes of action against the Hilltoppers.

With the win, Vanderbilt remains perfect to begin the 2023-24 season, as the Does now stand at 4-0 on the year. It marks the second-straight season that Vandy has opened back-to-back campaigns perfect through four games. The last time Vanderbilt began two-consecutive seasons with four-straight wins came back during the 2008-09 and 2009-10 campaigns.

The two teams traded blows through the opening two quarters, as there were six lead changes in the first 20 minutes of play. Makurat gave the Commodores a 31-28 lead going into the half, as she sank a 3-point shot from the corner right before the halftime buzzer.

Vanderbilt saw its lead grow to as many as 11 points in the third quarter, as a layup from Washington put the Does up 46-35 with 4:54 remaining in the stanza. Western Kentucky battled back and took a 53-52 advantage in the closing seconds of the third. Vandy once again ended a quarter with a buzzer-beating shot, this time coming from Cambridge, whose layup gave Vanderbilt a 54-53 lead going into the night's final frame.

Things were just as tight in the fourth, as the two teams were knotted up at 63-61 with five minutes left to play. The Commodores got back-to-back 3-pointers from junior Iyana Moore and Makurat to go up 69-63 with 4:17 left to play.

The Hilltoppers would not go quietly, as WKU pulled to within a point of Vandy at 73-72 with 39 seconds left on the clock. Vanderbilt was clutch at the free throw line down the stretch, as the Does went 4-for-4 at the charity stripe in the closing 15 seconds to secure the three-point victory.

Vanderbilt - 77		Record: 4-0												
NO.	Name	Min	FG	3P	FT	Rebounds	Fouls	TP	AS	TO	ST	Blocks	±	
			M.A.	M.A.	M.A.	OR DR TOT	PF	FD				BS	BA	
35	Sacha Washington	F 36:05	6-10	0-0	4-8	5 5 10	4	7	16	2	2	5	4	0
3	Jordyn Cambridge	G 37:30	2-12	0-3	7-9	4 9 13	4	5	11	8	8	3	0	-7
10	Jordyn Oliver	G 28:38	4-8	1-4	1-2	5 8 10	1	2	16	4	3	1	0	5
13	Justine Pissott	G 20:18	3-9	2-6	1-2	0 2 2	2	2	9	0	1	0	1	0
23	Iyana Moore	G 35:19	1-10	1-5	2-4	1 1 2	1	5	3	1	1	1	0	1
4	Madison Greene	16:50	1-5	1-4	0-0	1 0 1	1	1	7	0	4	1	1	0
21	Bella LaChance	01:37	0-0	0-0	1 1 2	0 0 0	0	0	0	0	0	0	0	-3
5	Ryanne Allen	01:15	0-0	0-0	0 0 0	0 0 0	0	0	0	0	0	0	0	-3
12	Khamil Pierre	04:32	0-3	0-0	0 0 0	2 2 2	0	0	0	2	0	0	0	0
2	Jada Brown	02:07	0-0	0-0	0 0 0	0 0 0	0	0	0	0	0	0	0	-6
24	Aga Makurat	16:10	5-9	5-7	3-4	1 2 0	2	0	2	18	2	1	1	0
14	Aiyana Mitchell	00:30	0-0	0-0	0 0 0	1 1 0	0	0	0	0	0	0	0	-1
Team			25-67		12-32		11-12		22		15		5	
Totals		26:56	9-25	18-29	23-27	50	15	22	77	17	19	12	5	3

Biggest lead		WKU	Vandy	Points from Turnovers	WKU	Vandy
1 (1 st 8:33)		11 (3 rd 4:54)	10	14	16	12
Best Scoring Run		6 (2 nd 9:02)	11 (3 rd 4:54)	Point	24	32
Lead Changes		7	8	Second Chance	2	26
Times Tied		7	7	Fast Breaks	15	21
Time with Lead		02:31	33:05	Bench	15	21

Game 5 - Alabama State - W, 88-42

Alabama St. - 42		Record: 0-5												
NO.	Name	Min	FG	3P	FT	Rebounds	Fouls	TP	AS	TO	ST	Blocks	±	
			M.A.	M.A.	M.A.	OR DR TOT	PF	FD				BS	BA	
23	Cordellia Harris	F 27:35	4-9	0-0	5-10	8 5 12	2	1	13	0	1	2	1	-17
21	Shrinya Ward	F 10:04	0-1	0-0	0 0 0	3 3 5	0	0	1	1	0	0	0	-14
14	Dak'yan Sanders	G 24:26	2-5	2-3	1-2	1 3 4	0	2	7	1	3	0	0	-38
11	Ariana Simmons	G 14:24	1-4	0-0	0 0 0	2 2 2	1	0	0	6	0	0	0	-31
24	Whitney Dunn	G 25:16	4-13	3-7	0 0 0	2 2 2	0	2	11	1	4	1	0	-35
2	Rylin Tillis	07:31	0-1	0-0	0 0 0	1 0 1	1	1	0	1	0	0	0	-13
5	Soungalee Alford	24:07	1-6	0-0	0 0 0	1 3 4	2	1	2	4	0	0	0	-19
15	Ashley Gray	12:19	0-0	0-0	2 2 0	1 1 2	2	0	0	1	0	0	0	-14
23	Che'Mya Caruthers	11:01	0-2	0-1	0 0 0	1 0 1	1	1	0	1	2	0	0	-19
12	Kristin Jackson	08:14	0-1	0-0	0 0 0	0 0 0	3	1	0	1	5	0	0	-12
30	Anisa Hall	15:52	1-4	0-0	1 2 0	0 0 0	1	1	2	4	0	1	0	-43
0	Alyssa Green-White	08:28	0-2	0-0	2 2 0	1 2 1	1	2	0	0	0	0	0	-1
27	Summer Hicks	04:54	0-3	0-0	0 0 0	2 2 1	1	0	0	0	0	0	0	-2
Team			13-51		11-20		18		25		10		3	
Totals		13:51	5-11	11-20	18	20	38	19	42	8	25	10	3	4

NASHVILLE, Tenn. – The Vanderbilt women's basketball team pounced on Alabama State early on Monday and never looked back, as the Commodores defeated the Lady Hornets, 88-42, in Memorial Gymnasium.

Vanderbilt had a total of nine different players score a basket in the win over Alabama State. Junior Sacha Washington paced the Commodores with a season-high 24-point performance. Sophomore Justine Pissott registered a career-best 16 points, while graduate student Jordyn Cambridge tallied 13 points and seven assists. Freshman Aga Makurat scored double-digit points for the second-straight game with an 11-point effort off the bench for Vanderbilt.

With the victory, Vanderbilt improved to 5-0 on the year. Coupled with last season's 5-0 start, it marks the first time since the 2003-04 and 2004-05 campaigns that the Commodores have begun back-to-back seasons at 5-0.

Vanderbilt shot a season-best 59.3% from the field in the victory, while limiting ASU to 25.5% from the floor. The Commodores outscored the Lady Hornets 35-8 in points off turnovers, while Vandy held a 48-14 edge in points in the paint.

The Does used an offensive barrage to separate themselves from the Lady Hornets in the opening quarter, as Vanderbilt outscored Alabama State 36-10 in the first stanza. The 36 points scored in the first were the most points the Does have registered in any quarter this season.

Vanderbilt maintained a double-digit lead for the remainder of the contest against Alabama State. The Commodores used an 18-0 run between the third and fourth quarters to take a 46-point lead at 80-34 with 6:36 left to play. Vanderbilt led by as many as 48 points down the stretch before the Does walked away with a 46-point victory.

Vanderbilt - 88		Record: 5-1												
NO.	Name	Min	FG	3P	FT	Rebounds	Fouls	TP	AS	TO	ST	Blocks	±	
			M.A.	M.A.	M.A.	OR DR TOT	PF	FD				BS	BA	
35	Sacha Washington	F 26:22	10-13	0-0	4-7	1 6 7	3	5	24	1	3	0	3	49
3	Jordyn Cambridge	G 27:42	5-7	0-1	3-5	1 2 3	0	3	18	7	2	3	0	42
11	Jordyn Oliver	G 21:20	3-8	0-1	1-1	1 5 6	7	0	3	3	0	0	0	17
13	Justine Pissott	G 19:20	5-8	3-5	3-3	0 1 1	2	3	16	0	0	0	0	31
23	Iyana Moore	G 22:11	4-6	0-2	0 0 0	2 3 5	1	0	9	4	0	0	0	-6
4	Madison Greene	14:21	0-2	0-0	0 0 0	0 0 0	2	0	2	0	0	0	0	9
24	Aga Makurat	20:40	4-8	3-5	0 0 0	2 2 2	1	1	1	2	0	0	0	15
14	Aiyana Mitchell	06:49	1-1	0-0	0 0 0	1 3 4	1	2	0	0	0	0	0	14
5	Ryanne Allen	04:03	0-0	0-0	0 0 0	1 2 1	1	0	0	0	0	0	0	-1
2	Jada Brown	09:19	0-1	0-0	0 0 0	1 0 0	1	0	0	2	2	1	0	0
5	Ryanne Allen	09:25	1-3	0-2	0 0 0	2 2 1	1	2	1	0	0	0	0	-1
21	Bella LaChance	06:31	0-0	0-0	0 0 0	4 1 5	0	0	0	0	0	0	0	-3
Team			35-59		7-17		11-17		24		16		15	
Totals		35:59	7-17	11-17	18	24	32	19	19	88	24	16	15	3

Game 6 - vs. Iowa State - W, 68-53

Vanderbilt - 68		Record: 6-2												
NO.	Name	Min	FG	3P	FT	Rebounds	Fouls	TP	AS	TO	ST	Blocks	±	
			M.A.	M.A.	M.A.	OR DR TOT	PF	FD				BS	BA	
35	Sacha Washington	F 26:12	2-4	0-0	2-2	1 1 2	4	2	6	0	2	3	0	20
3	Jordyn Cambridge	G 34:55	4-11	2-5	2-2	0 11 11	1	1	12	3	1	2	0	15
11	Jordyn Oliver	G 32:35	1-3	0-0	0 0 0	3 5 8	1	2	3	3	0	0	1	28
13	Justine Pissott	G 15:28	3-7	3-7	0-0	0 0 0	1 4 2	0	9	1	0	0	0	3
23	Iyana Moore	G 35:52	6-17	0-8	9-10	3 2 5	1	7	21	3	1	1	0	19
24	Aga Makurat	23:23	3-9	1-5	2-2	0 3 3	2	1	9	1	1	0	0	10
4	Madison Greene	18:41	2-3	1-2	0 0 0	0 0 0	1 0 1	5	1	0	1	0	0	0
12	Khamil Pierre	10:05	1-5	0-0	0 0 0	0 0 0	2 2 2	2	1	0	0	0	0	-15
5	Ryanne Allen	04:50	1-2	0-1	0-0	0 1 0	0	0	2	0	2	0	1	-5
Team			22-57		7-28		15-16		29		18		3	
Totals		23:61	7-28	15-16	9	28	37	16	53	19	16	3	2	15

LAS VEGAS – The Vanderbilt women's basketball team got a 21-point performance from junior Iyana Moore, while graduate student Jordyn Cambridge collected a double-double, as the Commodores defeated Iowa State, 68-53, on Friday during the first game of the South Point Thanksgiving Shootout.

Moore overcame a slow start to record her second 20-plus point performance of the season, as all 21 of her points were scored over the final three quarters of play. The junior scored nine points in the second quarter and used a personal 7-2 run in the frame to turn a 13-12 Vanderbilt lead into a 20-14 advantage. The Murfreesboro,



GAME RECAPS

Game 7 - Northern Iowa - W, 68-64

UNI - 64		Record: 1-4																
NO. Name	Min	FG		3P		FT		Rebounds		Fouls		TP	AS	TO	ST	Blocks		+/-
		M/A	M/A	M/A	M/A	OR	DR	FF	FD	BS	BA							
13 Shaheeh Watering	F 30:08	2-6	1-4	1-1	3-5	8-2	2-3	6	2	2	0	0	0	0	0	0	0	-13
42 Grace Boffell	F 34:31	9-13	0-1	7-10	0	6	6	4	7	25	2	2	2	2	2	1	2	2
0 Moya McDermott	G 31:19	4-11	0-4	2-2	0	5	5	2	2	10	4	2	0	1	5			
2 Callyn Morgan	G 19:44	0-4	0-0	0-0	0	3	3	2	1	0	0	0	0	0	0	0	-7	
4 Emerson Green	G 26:02	0-4	0-2	0-0	0	3	3	1	0	0	4	3	0	0	1	0	-9	
22 Taryn Wharton	08:58	0-2	0-1	0-0	0	0	0	0	1	0	2	0	0	0	1	0	-9	
24 Kayba Laube	23:17	6-10	6-10	3-3	0	0	0	3	2	21	0	2	1	0	0	0	5	
33 Katy Reyerson	01:49	0-0	0-0	0-0	0	0	0	0	0	0	0	0	0	0	0	0	-1	
32 Rachael Hettola	12:09	0-2	0-2	0-0	1	2	1	0	0	0	0	0	0	0	0	0	4	
14 Riley Wright	12:22	1-1	0-0	0-0	0	3	3	0	3	2	1	0	0	0	0	0	3	
Team		2-2	4-4	0-0	0	2	2	0	0	0	2							
Totals		22-53	7-28	13-16	6	28	34	15	19	64	13	17	5	2	4	4	-4	

Shooting By Period	
1st FG%	4-15 26.7%
3PT%	1-9 11.1%
FT%	3-3 100%
2nd FG%	4-8 50.0%
3PT%	1-5 20.0%
FT%	2-3 66.7%
3rd FG%	7-14 50.0%
3PT%	2-7 28.6%
FT%	2-2 100%
4th FG%	7-16 43.8%
3PT%	2-7 28.6%
FT%	6-8 75%
GM FG%	22-53 41.5%
3PT%	7-28 25.0%
FT%	13-16 81.2%

LAS VEGAS – The Vanderbilt women's basketball team got a career-best 28-point performance from graduate student Jordyn Cambridge on Saturday to help the Commodores collect a 68-64 victory over Northern Iowa.

The Commodores leave Las Vegas going a perfect 2-0 at the South Point Thanksgiving Shootout, with wins over Iowa State and Northern Iowa. Vanderbilt improves to 7-0 to open the 2023-24 season. It marks the first time since the 2011-12 campaign that Vanderbilt has won seven-straight games to open a season.

Cambridge set new career highs in points (28) and field goals made (11), while she matched her single-game best performance in 3-point field goals made with five against Northern Iowa. The guard also added a season-best seven steals to her ledger, six of which came during the first 20 minutes of play. Cambridge was selected to the South Point Thanksgiving Shootout All-Tournament team after she averaged a team-best 20.0 points per game in Las Vegas.

Graduate student Jordyn Oliver, sophomore Justine Pissott, and freshman Khamil Pierre each registered eight points in the win. The Commodores shot 43.8% from the field in the game and outrebounded the Panthers, 39-34. Oliver just missed a double-double, as she pulled down a season-high 11 rebounds.

The Commodore defense forced UNI into 17 turnovers, which Vandy turned into 19 points.

Vanderbilt used a 10-3 spurt to open things up in the first quarter. Cambridge scored six of the Does' 10 points during the run, then she capped off the frame with a 3-pointer in the corner to give Vandy a 17-12 advantage. Cambridge scored a total of nine points in the opening frame.

The Commodores turned up the defensive pressure in the second quarter. Vanderbilt opened the frame on an 11-0 run to take a 28-12 advantage. Cambridge would hit her third 3-point field of the half to give Vanderbilt a 17-point lead at 31-14 with 3:48 left before halftime. The Does forced UNI into nine turnovers in the second quarter, as Vanderbilt collected six total steals in the frame to help the Commodores take a 38-23 lead into the locker room.

Vanderbilt got back-to-back 3-pointers from Cambridge and Pissott early in the third quarter to give the Commodores a game-high 18-point lead at 46-28. Vandy maintained a double-digit lead for the remainder of the frame, as Cambridge ended the stanza by converting an old-fashioned 3-point play to give Vanderbilt a 55-42 advantage going into the fourth.

The Does had to withstand a 13-2 run by Northern Iowa early in the fourth quarter, as the Panthers made it a one-possession game at 60-57 after a 4-point play with 5:21 remaining. Vanderbilt responded with a 5-0 run of its own to push its advantage back out to eight points at 65-57 after freshman Madison Greene scored on a putback layup. Vanderbilt was able to keep UNI at arms-length during the closing minute of the game, as the Commodores walked away with a 68-64 win.

Vanderbilt - 68		Record: 7-0																
NO. Name	Min	FG		3P		FT		Rebounds		Fouls		TP	AS	TO	ST	Blocks		+/-
		M/A	M/A	M/A	M/A	OR	DR	FF	FD	BS	BA							
35 Sacha Washington	F 20:03	2-9	0-0	0-0	0	3	3	4	1	4	2	3	0	1	0	7		
3 Jordyn Cambridge	G 39:30	11-18	5-8	1-2	2	4	6	4	5	28	3	2	7	1	0	4		
11 Jordyn Oliver	G 30:19	3-5	1-2	3-3	6	6	1	1	0	0	1	0	0	0	0	0	-11	
13 Justine Pissott	G 24:42	3-9	1-3	1-2	3	3	6	0	1	8	1	0	1	0	0	0	-11	
23 Iyana Moore	G 30:48	2-6	0-2	1-5	1	3	4	3	4	5	0	1	1	0	0	0	-5	
24 Aga Makurat	14:40	1-3	0-0	0-0	1	1	2	1	2	1	0	0	0	0	1	1	-2	
12 Khamil Pierre	19:50	4-8	1-2	0-0	1	1	2	2	1	8	0	1	3	1	0	0	5	
4 Madison Greene	19:21	2-6	0-3	1-2	1	1	2	3	2	5	2	1	0	0	0	1	8	
21 Bella LaChance	00:45	0-0	0-0	0-0	0	0	0	0	0	0	0	0	0	0	0	0	2	
5 Rhyanne Allen	00:03	0-0	0-0	0-0	0	0	0	0	0	0	0	0	0	0	0	0	1	
Team		0-2	0-2	0-0	0	2	2	0	0	0	0							
Totals		28-64	7-17	5-13	12	27	39	20	15	68	13	17	10	12	4	2	4	

Shooting By Period	
1st FG%	8-16 50.0%
3PT%	1-3 33.3%
FT%	0-1 0%
2nd FG%	9-18 50.0%
3PT%	3-5 60.0%
FT%	0-0 0%
3rd FG%	7-19 36.8%
3PT%	2-10 20.0%
FT%	1-2 50%
4th FG%	4-11 36.4%
3PT%	1-4 25.0%
FT%	4-10 40%
GM FG%	28-64 43.8%
3PT%	7-17 41.2%
FT%	13-16 81.2%

UNI		VANDY		Points from		Turnovers		Period by Period Scoring						
Biggest lead	2 (1 st 8:30)	16 (3 rd 6:16)	Points from	UNI	VANDY	Turnovers	12	19	1st	2nd	3rd	4th	TOT	
Best Scoring Run	11 (4 th 5:21)	14 (2 nd 4:58)	Paint	26	34	Turnovers	12	19	VANDY	12	11	19	22	64
Lead Changes	3	3	Second Chance	3	11	VANDY	17	21	17	21	17	13	68	
Times Tied	3	3	Fast Breaks	3	11									
Time with Lead	01:53	35:35	Bench	23	15									

Game 8 - at #5/10 NC State - L, 62-70

Vanderbilt - 62		Record: 7-1																
NO. Name	Min	FG		3P		FT		Rebounds		Fouls		TP	AS	TO	ST	Blocks		+/-
		M/A	M/A	M/A	M/A	OR	DR	FF	FD	BS	BA							
35 Sacha Washington	F 32:04	6-14	0-0	2-2	3	4	7	3	2	14	1	3	1	5	1	2		
3 Jordyn Cambridge	G 40:00	5-16	4-10	1-1	2	3	2	4	3	26	3	1	5	0	1	0	-8	
11 Jordyn Oliver	G 29:59	4-5	0-0	1-1	3	5	8	1	1	9	1	0	1	0	0	0	-17	
13 Justine Pissott	G 17:34	0-4	0-3	1-2	0	2	2	4	4	1	0	1	0	0	0	0	-19	
23 Iyana Moore	G 24:06	0-5	1-2	3-3	9	11	2	2	2	2	0	2	2	1	1	0	0	
12 Khamil Pierre	16:17	3-8	0-0	2-2	0	2	2	5	1	8	0	2	2	1	1	0	3	
24 Aga Makurat	13:10	2-4	1-2	0-0	1	0	1	3	0	5	0	2	2	1	1	1	3	
4 Madison Greene	21:18	2-4	1-1	0-0	0	4	4	2	1	5	4	1	2	0	0	1	-2	
14 Aiyana Mitchell	01:40	0-0	0-0	0-0	0	0	0	0	0	0	0	0	0	0	0	0	-4	
5 Rhyanne Allen	03:52	1-2	1-2	0-0	0	0	0	0	0	3	0	0	0	0	0	0	-3	
Team		2-3	5-5	0-0	0	1	1	0	0	0	0							
Totals		23-67	7-21	9-10	12	23	35	22	15	62	11	13	12	7	7	3	-8	

Shooting By Period	
1st FG%	4-18 22.2%
3PT%	2-8 25.0%
FT%	1-2 50%
2nd FG%	6-13 46.2%
3PT%	3-6 50.0%
FT%	0-0 0%
3rd FG%	5-19 26.3%
3PT%	0-3 0.0%
FT%	0-0 0%
4th FG%	8-17 47.1%
3PT%	2-4 50.0%
FT%	8-8 100%
GM FG%	23-67 34.3%
3PT%	7-21 33.3%
FT%	9-10 90.0%

RALEIGH, N.C. – The Vanderbilt women's basketball team was handed its first loss of the 2023-24 season Wednesday night, as the Commodores fell at No. 5/10-ranked NC State, 70-62, as part of the ACC/SEC Challenge.

Vanderbilt got a double-digit performance from graduate student Jordyn Cambridge and junior Sacha Washington in the loss at NC State. Cambridge scored a team-best 15 points against the Wolfpack to extend her double-digit streak to 11 games dating back to the 2021-22 season. Meanwhile, Washington collected 14 points against the Wolfpack to register her sixth double-digit scoring performance this season. Graduate student Jordyn Oliver nearly had a double-double, as she registered nine points and a team-best eight rebounds.

The loss snaps Vanderbilt's seven-game winning streak to open the 2023-24 season, as the Commodores now hold a 7-1 overall record.

Vanderbilt outscored NC State 21-19 in points off the bench. Freshman Khamil Pierre scored a team-best eight bench points in 16 minutes of action. Vanderbilt shot 34.3% from the field against the Wolfpack, while NC State posted a 40% shooting percentage against the Commodores.

Both teams traded blows in the first quarter, as the frame featured five ties. Cambridge hit a pair of 3-pointers in the opening stanza, as the Commodores trailed the Wolfpack 13-11 after 10 minutes of play.

Vanderbilt used a 7-3 run early in the second stanza to take a 19-18 lead after Cambridge's third 3-point field goal of the half. NC State responded to Cambridge's trifecta with 11-consecutive points to retake a 29-19 lead and force Vanderbilt to call a timeout with 2:23 left before the half. Sophomore Rhyanne Allen ended the drought with a 3-pointer as the Commodores went into the locker room trailing the Wolfpack by nine points at 35-26.

NC State scored the first seven points out of the half to push Vanderbilt's deficit to 16 points at 42-26 at the 8:30 mark of the third quarter. The Commodores couldn't pull to within single digits for the remainder of the quarter, as the Wolfpack took a 54-36 lead into the fourth.

Despite falling behind 26 points in the fourth quarter, the Commodores showed no quit in Raleigh. Vanderbilt was able to cut its deficit back to 16 points after Cambridge made a pair of free throws with 4:02 left to play. Cambridge's charity tosses sparked a 14-4 run that pulled the Commodores to within single digits of NC State at 70-62, which would be the final score.

NC State - 70		Record: 8-0																
NO. Name	Min	FG		3P		FT		Rebounds		Fouls		TP	AS	TO	ST	Blocks		+/-
		M/A	M/A	M/A	M/A	OR	DR	FF	FD	BS	BA							
2 Mimi Collins	F 24:55	0-6	0-2	0-2	2	5	7	2	2	0	0	3	0	0	0	0	0	-10
1 River Baldwin	G 28:55	5-10	0-0	0-0	3	5	10	3	3	12	0	3	0	2	3	3		
10 Azialha James	G 23:42	6-10	2-3	0-3	3	2	5	5	14	2	1	0	0	0	0	0	21	
21 Madison Hayes	G 22:28	0-4	0-4	0-4	2	4	4	3	2	3	3	0	0	0	2	0	0	
22 Sanyia Rivers	G 35:03	8-14	2-3	4-8	1	7	8	2	1	22	3	2	2	1	1	0	6	
35 Zoe Brooks	27:05	1-4	1-2	7-8	0	2	2	1	6	10	4	3	4	1	1	0	3	
42 Malory Collier	11:05	2-6	0-0	0-0	3	1	4	1	0	4	0	1	0	0	0	0	0	
24 Laci Steele	15:15	1-4	1-2	2-2	0	0	0	1	2	5	4	0	1	0	1	0	-4	
11 Maddie Cox	11:26	0-1	0-0	0-0	0	0	0	0	0	0	0	0	0	0	0	0	14	
Team		0-0	0-0	0-0	1	6	7	0	0									



GAME RECAPS

Game 10 - at Butler - W, 51-39

Vanderbilt - 51																		
Record: 9-1																		
NO.	Name	Min	FG	3P	FT	Rebounds	Fouls	TP	AS	TO	ST	Blocks	+/-					
			M/A	M/A	M/A	OR DR TOT	PF	FD				BS BA						
35	Sacha Washington	F	35:54	3-8	0-0	1-3	5	4	9	2	5	7	0	1	3	1	0	8
3	Jordyn Cambridge	G	37:42	4-12	0-2	4-5	5	3	8	3	8	12	2	2	4	0	0	15
11	Jordyn Oliver	G	34:03	3-4	0-0	0-0	1	3	4	0	1	6	4	4	1	1	0	12
13	Justine Pissott	G	17:27	0-6	0-2	0-0	0	0	0	1	0	0	0	0	1	0	0	4
23	Iyana Moore	F	34:21	3-15	0-3	2-4	3	3	6	2	3	6	4	4	1	0	0	8
4	Madison Greene	F	25:28	5-10	0-1	0-0	0	2	3	0	10	2	2	2	0	0	0	14
12	Khamil Pierre	F	10:03	3-6	0-0	0	5	2	1	0	6	0	1	1	0	0	0	4
24	Aga Makurat	F	05:02	1-3	0-1	0-0	0	1	1	0	2	0	1	0	0	0	0	-5
Team				2	2	4												
Totals			22:64	0-9	7-12	21	20	41	12	17	51	12	12	2	1	1	2	12

Shooting By Period												
1st	2nd	3rd	4th	OT	FT	3PT	FT%	3PT%	FT%	3PT%	FT%	3PT%
31.8	16.7	16.7	0.0	0.0	0.0	0.0	0.0	0.0	0.0	0.0	0.0	0.0
0.0	0.0	0.0	0.0	0.0	0.0	0.0	0.0	0.0	0.0	0.0	0.0	0.0
6.15	40.0	0.0	0.0	0.0	0.0	0.0	0.0	0.0	0.0	0.0	0.0	0.0
0.0	0.0	0.0	0.0	0.0	0.0	0.0	0.0	0.0	0.0	0.0	0.0	0.0
6.16	37.5	0.0	0.0	0.0	0.0	0.0	0.0	0.0	0.0	0.0	0.0	0.0
0.3	0.0	0.0	0.0	0.0	0.0	0.0	0.0	0.0	0.0	0.0	0.0	0.0
3.5	60%	0.0	0.0	0.0	0.0	0.0	0.0	0.0	0.0	0.0	0.0	0.0
7.15	46.7%	0.0	0.0	0.0	0.0	0.0	0.0	0.0	0.0	0.0	0.0	0.0
0.1	0.0%	0.0	0.0	0.0	0.0	0.0	0.0	0.0	0.0	0.0	0.0	0.0
2.4	50%	0.0	0.0	0.0	0.0	0.0	0.0	0.0	0.0	0.0	0.0	0.0
22.64	34.4%	0.0	0.0	0.0	0.0	0.0	0.0	0.0	0.0	0.0	0.0	0.0
0.9	0.0%	0.0	0.0	0.0	0.0	0.0	0.0	0.0	0.0	0.0	0.0	0.0
12	50%	0.0	0.0	0.0	0.0	0.0	0.0	0.0	0.0	0.0	0.0	0.0

Butler - 39																		
Record: 6-3																		
NO.	Name	Min	FG	3P	FT	Rebounds	Fouls	TP	AS	TO	ST	Blocks	+/-					
			M/A	M/A	M/A	OR DR TOT	PF	FD				BS BA						
32	Sydney Jaynes	F	33:54	2-9	0-1	2-2	3	5	8	2	4	6	0	2	0	1	0	-13
3	Ani Wiggins	G	22:26	1-3	1-3	0-0	1	0	1	2	3	1	6	4	0	0	0	-7
10	Rachel Kent	G	18:48	0-6	0-0	0	1	3	1	1	2	0	1	1	0	0	0	-8
21	Caroline Strand	G	26:10	4-7	2-3	2-2	2	4	6	4	2	12	2	3	2	0	0	-7
23	Jordan Meulemans	G	35:21	4-12	3-9	0-0	0	2	3	0	11	1	2	2	0	0	0	-12
13	Lilly Stoddard	F	03:27	0-0	0-0	0-0	0	1	3	0	0	0	0	1	0	0	0	-1
1	Karsyn Norman	F	17:34	2-3	1-2	0-0	0	4	4	2	3	5	0	2	2	0	0	-5
2	Riley Makulsky	F	12:58	0-2	0-1	0-0	0	1	1	0	0	0	1	1	0	0	0	-2
24	Cristen Carter	F	06:50	0-0	0-0	0-0	0	0	0	0	0	0	0	0	0	0	0	-4
55	Kendall Winger	F	01:55	0-0	0-0	0-0	0	0	0	0	0	0	0	0	0	0	0	-2
Team				3	2	5												
Totals			14:44	7-25	4-4	9	22	31	17	12	39	9	24	10	1	2	12	

Shooting By Period												
1st	2nd	3rd	4th	OT	FT	3PT	FT%	3PT%	FT%	3PT%	FT%	3PT%
31.0	30.0%	0.0	0.0	0.0	0.0	0.0	0.0	0.0	0.0	0.0	0.0	0.0
1.6	16.7%	0.0	0.0	0.0	0.0	0.0	0.0	0.0	0.0	0.0	0.0	0.0
0.7	28.6%	0.0	0.0	0.0	0.0	0.0	0.0	0.0	0.0	0.0	0.0	0.0
1.6	16.7%	0.0	0.0	0.0	0.0	0.0	0.0	0.0	0.0	0.0	0.0	0.0
0.4	0.0%	0.0	0.0	0.0	0.0	0.0	0.0	0.0	0.0	0.0	0.0	0.0
2.2	100%	0.0	0.0	0.0	0.0	0.0	0.0	0.0	0.0	0.0	0.0	0.0
7.17	41.2%	0.0	0.0	0.0	0.0	0.0	0.0	0.0	0.0	0.0	0.0	0.0
4.8	40.0%	0.0	0.0	0.0	0.0	0.0	0.0	0.0	0.0	0.0	0.0	0.0
0.0	0%	0.0	0.0	0.0	0.0	0.0	0.0	0.0	0.0	0.0	0.0	0.0
3.11	27.3%	0.0	0.0	0.0	0.0	0.0	0.0	0.0	0.0	0.0	0.0	0.0
2.7	28.6%	0.0	0.0	0.0	0.0	0.0	0.0	0.0	0.0	0.0	0.0	0.0
2.2	100%	0.0	0.0	0.0	0.0	0.0	0.0	0.0	0.0	0.0	0.0	0.0
14.44	31.8%	0.0	0.0	0.0	0.0	0.0	0.0	0.0	0.0	0.0	0.0	0.0
7.25	28.6%	0.0	0.0	0.0	0.0	0.0	0.0	0.0	0.0	0.0	0.0	0.0
12	50%	0.0	0.0	0.0	0.0	0.0	0.0	0.0	0.0	0.0	0.0	0.0

Biggest lead													
		VU	BU	Points from	VU	BU	Period	Period by Period Scoring					
		12 (4 th 0:21)	3 (1 st 2:41)	Turnovers	19	5		1st	2nd	3rd	4th	TOT	
Best Scoring Run		9 (2 nd 3:54)	6 (9 th 1:38)	Paint	42	10		VU	6	14	15	16	51
Lead Changes		3	3	Second Chance	5	15							
Times Tied		1	1	Fast Breaks	3	0							
Time with Lead		28:05	07:22	Bench	19	5		BU	7	4	18	10	39

Biggest lead													
		VU	BU	Points from	VU	BU	Period	Period by Period Scoring					
		12 (4 th 0:21)	3 (1 st 2:41)	Turnovers	19	5		1st	2nd	3rd	4th	TOT	
Best Scoring Run		9 (2 nd 3:54)	6 (9 th 1:38)	Paint	42	10		VU	6	14	15	16	51
Lead Changes		3	3	Second Chance	5	15							
Times Tied		1	1	Fast Breaks	3	0							
Time with Lead		28:05	07:22	Bench	19	5		BU	7	4	18	10	39

Biggest lead													
		VU	BU	Points from	VU	BU	Period	Period by Period Scoring					
		12 (4 th 0:21)	3 (1 st 2:41)	Turnovers	19	5		1st	2nd	3rd	4th	TOT	
Best Scoring Run		9 (2 nd 3:54)	6 (9 th 1:38)	Paint	42	10		VU	6	14	15	16	51
Lead Changes		3	3	Second Chance	5	15							
Times Tied		1	1	Fast Breaks	3	0							
Time with Lead		28:05	07:22	Bench	19	5		BU	7	4	18	10	39

Biggest lead													
		VU	BU	Points from	VU	BU	Period	Period by Period Scoring					
		12 (4 th 0:21)	3 (1 st 2:41)	Turnovers	19	5		1st	2nd	3rd	4th	TOT	
Best Scoring Run		9 (2 nd 3:54)	6 (9 th 1:38)	Paint	42	10		VU	6	14	15	16	51
Lead Changes		3	3	Second Chance	5	15							
Times Tied		1	1	Fast Breaks	3	0							
Time with Lead		28:05	07:22	Bench	19	5		BU	7	4	18	10	39

Biggest lead													
		VU	BU	Points from	VU	BU	Period	Period by Period Scoring					
		12 (4 th 0:21)	3 (1 st 2:41)	Turnovers	19	5		1st	2nd	3rd	4th	TOT	
Best Scoring Run		9 (2 nd 3:54)	6 (9 th 1:38)	Paint	42	10		VU	6	14	15	16	51
Lead Changes		3	3	Second Chance	5	15							
Times Tied		1	1	Fast Breaks	3	0							
Time with Lead		28:05	07:22	Bench	19	5		BU	7	4	18	10	39

Biggest lead													
		VU	BU	Points from	VU	BU	Period	Period by Period Scoring					
		12 (4 th 0:21)	3 (1 st 2:41)	Turnovers	19	5		1st	2nd	3rd	4th	TOT	
Best Scoring Run		9 (2 nd 3:54)	6 (9 th 1:38)	Paint	42	10		VU	6	14	15	16	51
Lead Changes		3	3	Second Chance	5	15							
Times Tied		1	1	Fast Breaks	3	0							
Time with Lead		28:05	07:22	Bench	19	5		BU	7	4	18	10	39

Biggest lead												
		VU	BU	Points from	VU	BU	Period	Period by Period Scoring				
		12 (4 th 0:21)	3 (1 st 2:41)	Turnovers	19	5		1st	2nd	3rd	4th	TOT



GAME RECAPS

Game 13 - FDU - W, 73-41

Record: 2-11														
NO.	Name	Min	FG	3P	FT	Rebounds	Fouls	PP	AS	TO	ST	Blocks	+/-	
			M.A.	M.A.	M.A.	OR DR TOT	PF FO					BS BA		
20	Teneisia Brown	F 20:19	3-6	0-0	1-2	1 3 4	4 3 7	7	0	2	0	0	0	-5
45	Lily Plank	F 26:02	1-12	1-10	2-3	3 2 5	5 2 7	6	1	2	4	0	1	-24
1	Staci Williams	G 28:11	5-8	2-4	0-0	1 1 3	3 2 13	14	0	4	0	0	0	-20
11	Abby Conklin	G 40:00	4-13	3-12	0-0	2 2 1	1 1 11	4	2	2	2	0	0	-32
13	Abigail Batore	G 18:40	0-5	0-4	1-2	5 5 2	3 1 7	0	0	3	0	0	0	-25
22	Wilma Sorenson	G 24:21	0-0	0-0	0-0	0 1 1	0 2 0	0	0	0	0	0	0	-10
3	Bella Toomey	07:18	0-0	0-0	0-0	0 0 0	0 0 0	0	0	0	0	0	0	-17
14	Nickie Carter	09:44	1-5	1-4	0-0	1 1 2	0 0 3	0	0	0	0	0	0	-17
33	Alise McClain	10:47	0-0	0-0	0-0	0 0 0	1 0 0	0	0	0	1	0	0	-17
21	Rebecca Osei-Owusu	13:34	1-1	0-0	0-1	2 2 4	3 3 2	1	4	1	0	0	0	-1
4	Mia Andrews	08:33	0-1	0-1	0-0	0 0 0	1 0 0	0	0	0	0	0	0	5
22	Jada Elston	02:06	0-0	0-0	0-0	0 0 0	0 1 0	1	0	0	0	0	0	-1
Team			2	3	5	0	0	0	2	7	1	1	3	
Totals			15-51	7-35	4-7	10 20 30	23 17 41	8	22	7	1	1	3	

Technical Fouls: NONE												
Dead Ball Rebounds: 1 0												

Record: 12-1														
NO.	Name	Min	FG	3P	FT	Rebounds	Fouls	PP	AS	TO	ST	Blocks	+/-	
			M.A.	M.A.	M.A.	OR DR TOT	PF FO					BS BA		
5	Sacha Washington	F 18:58	5-7	0-0	4-4	3 4 7	2 3 14	0	3	0	0	0	0	21
3	Jordyn Cambridge	G 22:25	3-10	1-4	0-0	1 3 4	1 4 7	6	0	3	0	0	0	24
11	Jordyn Oliver	G 13:34	3-4	0-0	1-2	1 2 1	2 7 4	1	4	1	3	0	0	30
23	Iyana Moore	G 20:31	4-8	2-5	4-5	1 2 3	2 5 14	2	1	2	0	0	0	31
24	Aga Makurat	G 23:20	2-7	1-4	1-2	0 1 1	0 2 6	0	2	1	0	0	0	15
13	Justine Pissott	20:29	1-4	1-4	2-2	0 1 1	1 4 6	1	2	0	1	0	0	14
12	Khamil Pierre	20:03	5-9	0-0	2-2	4 3 7	4 1 12	0	2	0	0	0	0	22
21	Bella LaChance	18:08	0-2	0-1	0-0	0 2 2	0 1 0	1	0	1	0	0	0	9
2	Jada Brown	04:44	0-4	0-0	0-0	4 4 2	0 0 0	0	2	0	0	0	0	2
5	Ryanne Allen	15:38	3-4	2-3	0-0	2 3 5	4 1 8	1	2	0	0	0	0	5
14	Alyana Mitchell	05:08	0-2	0-0	0-0	1 2 3	0 0 0	0	1	0	0	0	0	-13
Team			4	2	6	0	0	0	16	12	11	1	1	32
Totals			26-61	7-25	14-17	17 28 45	17 23 73	16	12	11	1	1	1	32

Technical Fouls: NONE												
Dead Ball Rebounds: 1 0												

FDU		VANDY		Points from Turnovers		FDU		VANDY		Period by Period Scoring			
Biggest Lead	0 (1 st 10:00)	40 (4 th 8:08)	Paint	12	26	1st	2nd	3rd	4th	TOT			
Best Scoring Run	7 (4 th 0:20)	14 (2 nd 8:56)	Second Chance	0	10	FDU	9	11	7	14	41		
Lead Changes	0	0	Fast Breaks	4	14	VANDY	23	28	12	10	73		
Times Tied	0	0	Bench	5	25								
Time with Lead	00:00	39:51											

NASHVILLE, Tenn. – The Vanderbilt women's basketball team extended its winning streak to five games, as the Commodores collected a 73-41 victory over FDU on Friday at Memorial Gymnasium.

Vanderbilt got a double-digit scoring performance from a trio of Commodores in the victory over the Knights. Juniors Sacha Washington and Iyana Moore each scored 14 points in the win, while freshman Khamil Pierre added 12 points off the bench. It was a full team effort for the Commodores on Friday, as Vandy outscored the Knights 25-5 in points off the bench.

The win improves Vanderbilt's record to 12-1 overall this season. It marks the first time since the 2011-12 campaign that the Commodores have begun a season with a 12-1 mark, which is tied for the second-best start to a season through the first 13 games in program history. The 12 victories for Vanderbilt this season also match last season's win total.

Vanderbilt locked up FDU defensively throughout the night. Vanderbilt limited the Knights to just 29.4% from the field and forced FDU into 22 turnovers, which turned into 30 points off turnovers for the Commodores.

The Commodores ran away from the Knights early in the first quarter and never looked back. Vandy used a 10-0 run that turned a four-point lead into a 14-point advantage at 23-9 to close out the opening frame. Vanderbilt ended the second stanza on a 28-7 run that gave the Commodores a 35-point advantage at 51-16. The Does would end up taking a 31-point lead into halftime, which marked the second time this season Vandy has held a 30-point advantage at the break.

Vanderbilt's lead ballooned to a game-high 40 points early in the fourth quarter, as a jumper from sophomore Ryanne Allen gave the Commodores a 67-27 lead with 8:08 left to play in the contest. Vanderbilt would maintain a 30-plus point lead for the remainder of the game, as the Commodores walked away with a 32-point victory.

Game 14 - Radford - W, 80-53

Record: 4-10														
NO.	Name	Min	FG	3P	FT	Rebounds	Fouls	PP	AS	TO	ST	Blocks	+/-	
			M.A.	M.A.	M.A.	OR DR TOT	PF FO					BS BA		
15	Tereisa Lavoie-Brice	F 25:04	0-1	0-0	3-4	0 7 7	0 5 5	3	1	2	2	0	0	-24
22	Tanyia Hanner	F 25:30	2-8	0-2	1-1	2 3 5	1 1 6	1	4	1	0	0	0	-30
1	Pa'Shence Traylor-Walker	G 19:53	3-7	0-3	0-0	1 1 3	2 6 1	3	0	0	0	0	0	-23
4	Joi Williams	G 31:46	4-12	2-6	1-2	1 7 8	2 1 11	2	5	3	1	0	0	-14
11	Ashlyn Traylor-Walker	G 29:42	6-15	2-4	4-4	2 2 4	1 4 14	18	0	5	1	0	0	-22
22	Renyia Jones	04:42	0-1	0-1	0-0	0 0 0	0 0 0	0	0	2	0	0	0	-14
33	Elise Taylor	25:14	1-6	1-2	0-2	2 2 3	1 1 6	1	1	0	0	0	0	-7
3	Maci Rhoades	07:10	0-1	0-1	0-0	0 2 2	0 0 0	0	0	0	0	0	0	0
30	Bria Beverly	16:49	2-4	0-0	1-1	0 2 2	0 0 0	1	5	1	0	0	0	2
23	Kitby Brown	05:01	1-1	0-0	0-0	0 0 0	0 0 0	0	0	0	0	0	0	0
12	Araha Jackson	03:46	0-0	0-0	0-0	0 0 0	0 0 0	0	0	1	0	0	0	0
82	Emma Fox	01:33	0-0	0-0	0-0	2 1 3	0 0 0	0	0	0	0	0	0	-1
Team			1	1	2	0	0	0	1	1	0	0	0	14
Totals			19-56	4-19	11-14	10 28 38	12 15 53	8	24	6	1	4	27	

Technical Fouls: NONE												
Dead Ball Rebounds: 3 0												

Record: 13-1														
NO.	Name	Min	FG	3P	FT	Rebounds	Fouls	PP	AS	TO	ST	Blocks	+/-	
			M.A.	M.A.	M.A.	OR DR TOT	PF FO					BS BA		
12	Khamil Pierre	F 23:55	4-9	0-0	1-1	0 5 2	1 3 8	1	3	1	0	0	0	18
5	Sacha Washington	F 27:52	6-9	0-0	0-0	4 5 9	2 2 12	4	5	3	1	0	0	27
3	Jordyn Cambridge	G 30:33	8-12	2-6	0-0	0 3 3	1 3 18	5	1	8	0	0	0	35
13	Justine Pissott	G 18:54	4-13	2-6	0-0	1 1 2	1 1 10	1	3	0	0	0	0	7
23	Iyana Moore	G 24:27	4-10	2-3	0-0	1 3 4	4 0 10	4	1	2	0	0	0	16
5	Ryanne Allen	18:18	2-6	2-3	2-2	1 1 2	0 3 8	1	0	1	0	0	0	10
24	Aga Makurat	20:30	2-5	2-4	0-0	1 1 2	2 1 6	0	0	0	2	0	0	13
21	Bella LaChance	20:48	2-2	0-0	0-0	1 3 4	1 1 6	4	1	3	0	0	0	13
2	Jada Brown	11:29	1-4	0-2	0-0	1 3 4	1 0 2	0	0	0	0	0	0	-4
14	Alyana Mitchell	03:16	0-2	0-0	1-2	0 0 0	1 1 1	1	0	0	0	0	0	0
Team			3	4	0	1	3	4	0	24	6	1	4	27
Totals			33-72	10-24	4-5	11 27 38	15 12 60	22	13	17	4	1	27	

Technical Fouls: NONE												
Dead Ball Rebounds: 1 0												

RAD		VANDY		Points from Turnovers		RAD		VANDY		Period by Period Scoring			
Biggest Lead	0 (1 st 5:58)	32 (4 th 5:48)	Paint	26	42	1st	2nd	3rd	4th	TOT			
Best Scoring Run	5 (1 st 5:58)	16 (1 st 1:32)	Second Chance	3	8	RAD	14	18	7	14	53		
Lead Changes	2	0	Fast Breaks	8	16	VANDY	28	17	25	10	80		
Times Tied	0	0	Bench	10	21								
Time with Lead	01:03	38:40											

NASHVILLE, Tenn. – The Vanderbilt women's basketball team closed out the 2023-24 nonconference portion of its schedule on Sunday with an 80-53 victory over Radford at Memorial Gymnasium.

Vanderbilt got another balanced effort from the entire roster in the win over the Highlanders. A total of four Does scored double-digit points in the victory, while every Vanderbilt player who played on Sunday scored in the victory.

Graduate student Jordyn Cambridge was electric on both sides of the floor. The Nashville, Tennessee, native scored a team-high 18 points, collected a season-high eight steals, and dished out a team-best five assists. It is the first time this season that Cambridge has had 15-plus points, 5-plus assists, and 5-plus steals in a game, while it is the third time in her career she has accomplished the feat.

The win over the Highlanders improves Vanderbilt's overall record to 13-1 this season, tying the Commodores with the 2006-07 squad for the most wins prior to SEC play in school history.

Junior Sacha Washington nearly had a double-double against the Highlanders with a 12-point, 9-rebound effort. Fellow junior Iyana Moore and sophomore Justine Pissott, each scored 10 points in Sunday's victory over Radford. Freshman Khamil Pierre tallied nine points and pulled down five rebounds in her first collegiate start, while sophomore Ryanne Allen provided eight points off the bench for the Does.

The Commodores forced an opponent into 20-plus turnovers for the second-straight game, as Radford turned the ball over 24 times, which led to 30 points off turnovers for the Does.

The two teams traded blows to open the game before Vanderbilt used a 16-0 run to take a 15-point lead at 22-7 after back-to-back layups from Cambridge. A 3-pointer by sophomore Ryanne Allen gave the Commodores a 17-point lead at 28-11, though Radford matched Allen's trifecta with a 3-pointer to make it a 28-14 game at the end of the first quarter.

Vanderbilt maintained a double-digit lead throughout the second quarter, leading by as many as 18 points. The Highlanders converted an old-fashioned 3-point play right before the halftime buzzer, soundly, as Vanderbilt took a 45-32 lead into the locker room.

The Commodores opened the third stanza on a 15-2 run to take a commanding 26-point lead at 60-34. Vanderbilt took a game-high 32-point lead after a Washington layup made it a 77-45 game with 5:46 left in the game. The Commodores maintained a 20-plus lead for the remainder of the game, as Vanderbilt collected a 27-point victory to close out nonconference play.

Game 15 - at Mississippi St. - W, 71-66

Record: 14-1 (1-0)													
NO.	Name	Min	FG	3P	FT	Rebounds	Fouls	PP	AS	TO	ST	Blocks	+/-
			M.A.	M.A.	M.A.	OR DR TOT	PF FO					BS BA	
35	Sacha Washington	F 39:04	4-11	0-0	1-1	0 3 3	3 5 9	3	3	2	3	3	3
3	Jordyn Cambridge	G 23:28	3-8	0-3	1-1	1 2 3	5 2 7	7	4	3	2	0	0
11	Jordyn Oliver	G 33:59	3-5	0-0	0-0	4 5 9	1 2 6	3	5	4	0	0	2
13	Justine Pissott	G 26:18	3-6	0-0	0-0	0 1 1	1 0 9	0	4	0	0	0	-5</



GAME RECAPS

Game 16 - Florida - W, 63-57

Florida - 57 Record: 9-8 (2-2)
NO. Name Min FG 3P FT Rebounds Fouls TP AS TO ST Blocks +/-
25 Faith Duf 19:44 2-4 0-0 2-3 1 1 2 5 2 6 1 3 1 1 1 1 -2
24 Ra Shaya Kyle G 14:44 1-3 0-0 0-0 0 5 5 1 0 2 0 2 0 1 1 1 1

Shooting By Period
1st FG% 8-16 50.0%
2nd FG% 2-6 40.0%
3rd FG% 3-10 30.0%
4th FG% 5-16 31.2%
FT% 1-1 100%

NASHVILLE, Tenn. - The Vanderbilt women's basketball team is off to its second-best start in program history, as the Commodores move to 15-1 on the year after picking up a thrilling 63-57 victory over Florida on Sunday in SEC action.

The Dores got stellar offensive performances from graduate student Jordyn Cambridge and junior Iyana Moore in the win over the Gators. Each player recorded a 20-point performance in Sunday's victory, as Cambridge scored a game-high 24 points against UF, while Moore tallied 20 points. It's the first time the duo has scored 20 or more points in the same contest in their respective collegiate careers.

The victory puts the Commodores at 15-1 overall this season. It is the second-best start in program history through the first 16 games. Only the 1992-93 Dores have had a better start to a season than the 2023-24 team, as the 1993 NCAA Final Four finalists opened that campaign with 16-straight wins en route to a 17-0 start.

The win over Florida gives Vanderbilt its first 2-0 start in SEC play since the 2012-13 season. It is the second-straight home win over the Gators for Vandy, which marks the first time in 13 seasons that the Dores have won back-to-back home games over UF. Vanderbilt also extends its winning streak to a season-high eight games.

Sunday's game featured 13 lead changes and 10 ties. The Commodores shot 35.3% from the floor in the victory, while Vandy outrebounded the Gators, 39-34. Cambridge pulled down a game-high eight rebounds to pace the Dores, while junior Sacha Washington grabbed seven caroms.

Neither team would gain much separation in the first half, as Vanderbilt and Florida stayed within single-digit points of each other during the opening 20 minutes. The two squads went into halftime tied after sophomore Justine Pissott's running jump shot knotted the game up 26-all right before the break.

The Commodores opened the third quarter on a 10-4 run to snap the tie, as a layup from Washington gave Vandy a 36-30 lead. Vanderbilt maintained its six-point advantage over the Gators for the next two minutes of gameplay, but Florida would respond with a 12-1 run to take a 45-40 lead with 15 seconds left in the third quarter. Moore brought UF's run to an end with a pair of free throws in the closing seconds of the third to make it a one-possession game at 45-42 going into the fourth quarter.

Moore's free throws at the end of the third sparked a personal 7-2 run that ran into the fourth quarter, as she gave Vanderbilt a 49-47 advantage after hitting a 3-pointer with 8:11 left in the game. In a back-and-forth finale, Cambridge put the Commodores up for good, as she hit a clutch 3-pointer from the wing to give Vanderbilt a 56-55 lead with 2:50 left to play.

Moore collected a steal on the ensuing UF possession, and Vanderbilt made it a 3-point contest at 58-55 after Cambridge sank a pair of charity tosses. Florida pulled within a point at 58-57 with 1:56 left to play, as the two teams traded defensive blows from there. Cambridge came up with another clutch steal with 35 seconds left in the game, then she went down to the opposite end of the court and hit two more free throws to extend Vanderbilt's lead back out to three points at 60-57. The Commodores would go 4-of-5 from the free throw line over the final 15 seconds of play to secure the six-point win over the Gators.

Vanderbilt - 63 Record: 15-1 (2-0)
NO. Name Min FG 3P FT Rebounds Fouls TP AS TO ST Blocks +/-
35 Sacha Washington F 22:15 2-8 0-0 4-6 3 4 7 5 4 6 1 3 1 1 1 2
3 Jordyn Cambridge G 39:22 8-16 2-4 6-8 0 8 2 1 6 24 3 7 3 0 1 1 1

Shooting By Period
1st FG% 3-12 25.0%
2nd FG% 1-3 33.3%
3rd FG% 4-4 100%
4th FG% 6-15 40.0%
FT% 4-4 100%

Points from Turnovers
FLA VANDY
Points from Turnovers 38 20
Paint Second Chance 11 8
Fast Breaks 19 14
Bench 32 4

Period by Period Scoring
1st 2nd 3rd 4th TOT
FLA 19 7 19 12 57
VANDY 11 15 16 21 63

Game 17 - Kentucky - W, 95-73

Vanderbilt - 95 Record: 16-1 (3-0)
NO. Name Min FG 3P FT Rebounds Fouls TP AS TO ST Blocks +/-
35 Sacha Washington F 21:07 3-6 0-0 2-2 3 3 6 3 4 8 1 2 1 1 1 11
3 Jordyn Cambridge G 33:08 4-12 2-4 2-2 0 5 5 4 2 12 12 4 3 1 1 1 25

Shooting By Period
1st FG% 10-19 52.6%
2nd FG% 0-3 0.0%
3rd FG% 3-3 100%
4th FG% 8-17 47.1%
FT% 2-2 100%

LEXINGTON, Ky. - Junior Iyana Moore recorded a career-high 37-point performance, while graduate student Jordyn Cambridge posted a double-double as the No. 24-ranked Vanderbilt women's basketball team scored a 95-73 victory at Kentucky on Thursday to move to 3-0 in SEC action.

Moore's scored the most points in a game by a Commodore this season, with the junior shooting a blistering hot 82.4 percent from the floor, as the Murfreesboro, Tennessee, native connected on 14-of-17 attempts. It is Moore's second career game with 30 or more points.

The win pushes Vanderbilt's overall record to 16-1 on the year and 3-0 in SEC play. The Commodores' 16-1 record marks the second-best start to a season through the first 17 games in program history. Meanwhile, Vandy opens the SEC season with three-straight victories for the first time since the 2008-09 campaign. Vanderbilt also picked up back-to-back road SEC wins for the first time since Jan. 9, 2014, at Auburn (74-65) and Jan. 16, 2014, at Mississippi State (80-74).

Cambridge picked up her sixth double-double of the season with a 12-point, 12-assist performance against the Wildcats. It is Cambridge's first double-double of the season with 10-plus points and 10-plus assists. The 12 assists for Cambridge set her career high, surpassing the 10 assists she dished out in her triple-double performance against Texas A&M during the first round of the 2022 SEC Tournament. The Nashville, Tennessee, native also added three steals to her stat line, marking the 15th game this season that Cambridge has picked up three or more steals.

The Commodores shot 58.5 percent from the field in the win over the Wildcats. It is the second time this season that Vanderbilt has shot over 50 percent from the floor. That included going 9-of-18 from 3-point range, with the Dores also making 10-of-11 attempts at the free-throw line.

Vandy outrebounded the Wildcats 39-32 and was able to score 25 points off 14 Kentucky turnovers.

After the Wildcats jumped out to a 5-0 lead to open the game, Vanderbilt rolled off 10-straight points to take a 10-5 advantage after an old-fashioned 3-point play from Moore. The Commodores took a double-digit lead after back-to-back buckets from Pierre put Vandy up 12 points at 19-7 at the 2:51 mark. Moore scored 11 points in the opening frame, as the Dores held a 23-13 lead going into the second stanza.

The Dores had their lead drop to just six points after UK opened the second with back-to-back buckets. Vanderbilt used a 10-2 run to jump out to a 33-19 lead after a layup from sophomore Justine Pissott. Vanderbilt maintained its double-digit advantage heading into the locker room, as the Commodores led 44-34 at the break.

Vanderbilt used a 10-0 run midway through the third quarter that turned a 13-point Commodore lead into a 23-point lead by 67-44 with 3:34 left in the frame. Moore was once again the catalyst during the third-quarter run, as she scored eight points during the spurt. Vanderbilt led by as many as 24 points in the fourth quarter before walking out of Rupp Arena with a 22-point victory.

Kentucky - 73 Record: 8-9 (1-2)
NO. Name Min FG 3P FT Rebounds Fouls TP AS TO ST Blocks +/-
13 Ajae Peaty F 35:19 9-21 0-0 5-9 11 10 21 4 5 23 1 1 4 2 2 4 11
0 Brooklyn Miles G 31:26 5-6 1-2 0-2 1 1 2 3 3 11 2 1 3 0 0 0 -11

Shooting By Period
1st FG% 5-13 38.5%
2nd FG% 2-4 50%
3rd FG% 10-17 58.8%
4th FG% 1-3 33.3%
FT% 2-2 100%

Points from Turnovers
VAN UKY
Points from Turnovers 25 10
Paint Second Chance 13 17
Fast Breaks 12 7
Bench 25 12

Period by Period Scoring
1st 2nd 3rd 4th TOT
VAN 23 21 30 21 95
UKY 13 21 19 20 73

Game 18 - Missouri - L, 63-65

Missouri - 65 Record: 10-7 (1-3)
NO. Name Min FG 3P FT Rebounds Fouls TP AS TO ST Blocks +/-
23 Hannah Linthacum F 11:12 0-1 0-0 0-2 0 2 2 2 1 0 0 1 0 0 0 0 -4
43 Hayley Frank F 40:00 6-12 5-8 0-0 0 8 8 3 5 17 1 1 3 0 0 2

Shooting By Period
1st FG% 6-15 40.0%
2nd FG% 1-7 14.3%
3rd FG% 3-14 21.4%
4th FG% 3-6 50.0%
FT% 5-9 55.6%

NASHVILLE, Tenn. - The No. 24-ranked Vanderbilt women's basketball team had its nine-game winning streak come to an end Sunday at Memorial Gymnasium, as the Commodores fell to Missouri, 65-63, in SEC action.

Freshman Khamil Pierre recorded the first double-double of her Vanderbilt career, as the 6-2 forward scored a team-high 16 points and pulled down a game-best 12 rebounds in 22 minutes of action off the bench. She is the first Vanderbilt freshman to record a double-double since Sacha Washington's 12-point, 10-rebound effort back on March 2, 2022, in the first-round win over Texas A&M at the 2022 SEC Tournament.

The loss to Missouri brings Vanderbilt's nine-game winning streak to an end, as the Commodores now stand at 16-2 overall this season and 3-1 in SEC play.

Pierre was one of two Vandy players to record double-digit points against Missouri, as graduate student Jordyn Cambridge tallied 12 points in the loss. Junior Sacha Washington scored nine points and pulled down seven rebounds against the Tigers, while graduate student Jordyn Oliver had eight points.

The Commodores shot 37.9 percent from the field on Sunday, while Missouri connected on 45.5 percent of its shots. Pierre's performance helped Vanderbilt hold a 21-11 edge in points off the bench. The Dores also outrebounded the Tigers, 44-28, as Vanderbilt only allowed one Missouri offensive board during the contest.

A layup by Pierre gave the Commodores a 12-point lead at 52-40 with a minute left to play in the third quarter. Missouri ended the third stanza with four-straight points, then went on to score 11 of the first 12 points in the fourth quarter to take a 55-53 lead with 5:32 left to play.

The Commodores pulled even with the Tigers at 58-58 after a layup from Oliver at the 3:51 mark of the fourth. Missouri rolled off five-consecutive points after Oliver's layup to reclaim a 63-58 advantage. The Commodores would make it a one-possession game after junior Iyana Moore's 3-pointer pulled the Dores to within two points at 65-63 with 35 seconds left to play.

After Moore's 3-point field goal, Vanderbilt committed a pair of fouls to attempt to put Missouri into the bonus. With eight seconds left to play, the Commodores stole the Tigers' inbound pass at midcourt and headed toward their basket. Vanderbilt would miss the game-tying layup in transition and Missouri grabbed the rebound to hand the Commodores their first SEC loss of the season.

Vanderbilt - 63 Record: 16-2 (3-1)
NO. Name Min FG 3P FT Rebounds Fouls TP AS TO ST Blocks +/-
35 Sacha Washington F 21:45 3-6 0-0 3-3 2 5 7 0 3 19 1 2 0 0 2 0 1
3 Jordyn Cambridge G 31:10 3-9 1-5 3-5 0 4 4 3 6 12 2 2 2 0 0 3

Shooting By Period
1st FG% 6-15 40.0%
2nd FG% 0-4 0.0%
3rd FG% 4-14 28.6%
4th FG% 3-8 37.5%
FT% 4-4 100%

Points from Turnovers
MISSOURI VANDY
Points from Turnovers 14 4
Paint Second Chance 2 9
Fast Breaks 12 5
Bench 11 22

Period by Period Scoring
1st 2nd 3rd 4th TOT
MISSOURI 13 11 20 21 65
VANDY 14 15 23 11 63



GAME RECAPS

Game 19 - Auburn - W, 53-50

Auburn - 50													
Record: 15-11 (4-1)													
NO.	Name	Min	FG	3P	FT	Rebounds	Fouls	TP	AS	TO	ST	Blocks	
			M/A	M/A	M/A	OR	DR	FF				BS	
1	Celia Sumbane	F 16:31	1-2	0-1	1-2	0	4	1	3	0	2	1	0
14	Taylor Collins	F 36:33	5-8	0-0	0-1	5	4	9	4	2	10	0	1
2	JaMya Mingo-Young	G 31:53	1-6	0-0	3-4	0	3	3	2	4	5	3	1
4	Kallyn Duhon	G 29:40	3-9	0-2	0-0	2	4	4	2	3	6	1	2
23	Honesty Scott-Grayson	G 32:58	6-23	1-9	2-2	3	3	6	1	2	15	6	4
5	Sydney Shaw	F 24:35	1-3	0-1	0-0	1	4	5	1	0	2	2	0
12	Mar'shaun Bostic	18:03	2-5	0-0	1-0	0	2	2	2	1	4	1	2
30	Savannah Scott	06:52	1-1	0-0	1-2	0	1	1	1	1	3	0	0
0	Yakiya Milton	04:57	1-1	0-0	0-0	0	2	2	0	1	0	1	0
Team			2	2	2	0	2	2	0	1	0	1	0
Totals			21-59	11-33	7-12	11	23	34	18	14	50	12	15

Shooting By Period												
1st	FG%	41.8	22.2%									
3PT%	1.4	25.0%										
FT%	0.0	0%										
2nd	FG%	7.7	41.2%									
3PT%	0.4	0.0%										
FT%	0.0	0%										
3rd	FG%	7.14	50.0%									
3PT%	0.4	0.0%										
FT%	4.7	57.1%										
4th	FG%	3.10	30.0%									
3PT%	0.11	100%										
FT%	3.5	60%										
GM	FG%	21.59	35.6%									
3PT%	1-13	7.7%										
FT%	7-12	58.3%										

Vanderbilt - 53													
Record: 17-2 (4-1)													
NO.	Name	Min	FG	3P	FT	Rebounds	Fouls	TP	AS	TO	ST	Blocks	
			M/A	M/A	M/A	OR	DR	FF				BS	
35	Sacha Washington	F 33:20	3-6	0-0	2-3	1	2	3	5	4	18	1	1
3	Jordyn Cambridge	G 32:27	3-11	1-4	0-0	0	3	3	4	2	7	3	6
11	Jordyn Oliver	G 31:39	1-3	0-0	1-1	2	5	7	1	3	3	4	0
13	Justine Pissott	G 19:57	2-7	0-0	0-0	0	4	1	0	6	1	1	0
23	Iyana Moore	G 40:00	3-9	1-5	5-5	1	1	2	1	4	12	0	4
12	Khamli Pierre	23:42	5-9	0-1	5-8	2	8	10	2	4	17	1	3
24	Agia Makurat	16:15	0-1	0-0	0-0	0	1	1	0	1	0	1	0
5	Ryanne Allen	02:40	0-1	0-1	0-0	0	0	0	0	0	0	0	0
Team			0	5	5	0	5	5	0	1	0	0	0
Totals			18-47	4-19	13-17	6	29	35	14	18	53	10	21

Shooting By Period												
1st	FG%	3.13	23.1%									
3PT%	0.5	0.0%										
FT%	0.0	0%										
2nd	FG%	6.31	55.5%									
3PT%	2.6	33.3%										
FT%	2.2	100%										
3rd	FG%	6.13	46.2%									
3PT%	2.6	32.0%										
FT%	4.5	80%										
4th	FG%	3.10	30.0%									
3PT%	0.2	0.0%										
FT%	7.10	70%										
GM	FG%	18.47	38.3%									
3PT%	4.19	21.1%										
FT%	5.65	83.3%										

Points from Period Scoring													
Biggest lead		AUBURN		Vandy		Turnovers		AUBURN		Vandy		Period	
Best Scoring Run		9 (1st 4:55)		4 (3rd 9:08)		Paint		36		20		1st	
Lead Changes		17		6		Fast Breaks		2		6		AUBURN	
Times Tied		8		2		Bench		11		17		14	
Time with Lead		25:46		08:58		Bench		11		17		14	

Technical Fouls: NONE													
Dead Ball Rebounds: 3.0		AUBURN		Vandy		Turnovers		AUBURN		Vandy		Period	
Best Scoring Run		9 (1st 4:55)		4 (3rd 9:08)		Paint		36		20		1st	
Lead Changes		17		6		Fast Breaks		2		6		AUBURN	
Times Tied		8		2		Bench		11		17		14	
Time with Lead		25:46		08:58		Bench		11		17		14	

NASHVILLE, Tenn. – Freshman Khamli Pierre came up big for the Vanderbilt women's basketball team down the stretch, as the reigning SEC Freshman of the Week helped the Commodores secure a 53-50 win over Auburn Thursday at Memorial Gymnasium.

Pierre scored six points over the final three minutes of play, as she went 4-of-6 at the free throw line down the stretch and collected the game-sealing steal with four seconds left to help Vanderbilt mount a comeback win over the Tigers. The freshman scored a career-high 17 points, as she extended her double-digit scoring streak to three games. The forward also grabbed a game-high 10 rebounds to record her second-consecutive double-double.

Thursday's contest was a battle throughout, as the game featured 17 lead changes and eight lead changes. Neither team led by more than five points over the final three-quarters of play.

The win improves Vanderbilt's record to 17-2 overall on the year and 4-1 in SEC play.

Junior Iyana Moore also registered double-digit points, as the Murfreesboro, Tennessee, native tallied 12 points. Moore went 5-of-5 at the free throw line, as she has now hit 24 consecutive free throws over the last five games.

The Commodores shot 38.3 percent from the floor in the win, while the Dores limited Auburn to 35.6 percent field goal percentage. In total, Auburn led for over 25 minutes of game time on Thursday, while the Dores only led for nearly nine minutes of game play.

Vanderbilt got off to a cold start offensively, as the Commodores missed their first six shots of the game to allow Auburn to jump out to a 9-0 advantage. Pierre got the Dores on the board with a jumper out of the media break to make it a 9-2 game. After Pierre's jumper, Vanderbilt kept the Tigers off the scoreboard over the final 4:30 of the first quarter, as the Dores were able to make it a one-possession game at 9-6 going into the second stanza.

Pierre would knot the game up at 11-all after a layup in transition with 6:45 left to play before halftime. Junior Sacha Washington gave the Dores their first lead of the game at the 5:50 mark in the second, as she converted on an old-fashioned 3-point play that gave Vanderbilt a 14-13 advantage. The two teams traded baskets for the remainder of the second quarter, as Auburn took a slim 23-22 lead into the locker room.

The Dores came out of the halftime break on fire, as Vanderbilt scored the first five points of the third quarter to take a 27-23 lead after a 3-pointer from Cambridge. Auburn rolled off six straight points after Cambridge's 3-point field goal to reclaim a 29-27 lead. The two teams traded buckets for the remainder of the frame, as the Tigers went into the fourth quarter holding a 41-40 advantage.

The Commodores and Tigers continued to trade the lead through the first four minutes of the fourth quarter until Auburn rolled off four straight points to give the Tigers a 45-42 lead with 6:08 left to play. Vanderbilt continued to battle, as Pierre tied the game up at 48-all with a free throw at the 2:47 mark. The freshman came up clutch again at the charity stripe just seconds later, as Pierre sank a pair of free throws to put the Commodores even with Auburn at 50-50 with 1:21 left to play. After getting a defensive stop, Vanderbilt was able to claim the lead for good, as Pierre hit a layup with 33 seconds remaining to give the Dores a 52-50 lead. Pierre would go on to steal a pass with four seconds left on the clock, then drilled a free throw with two seconds left to secure the come-from-behind win for the Dores.

Game 20 - at Tennessee - L, 73-64

Vanderbilt - 64													
Record: 17-3 (6-2)													
NO.	Name	Min	FG	3P	FT	Rebounds	Fouls	TP	AS	TO	ST	Blocks	
			M/A	M/A	M/A	OR	DR	FF				BS	
35	Sacha Washington	F 35:58	3-9	0-0	2-2	3	3	6	1	5	8	1	5
3	Jordyn Cambridge	G 40:00	5-17	2-9	0-0	1	5	6	3	2	12	3	3
11	Jordyn Oliver	G 31:33	2-2	0-0	0-0	1	0	1	0	1	4	5	1
13	Justine Pissott	G 18:58	3-9	3-6	0-0	0	3	3	2	0	9	0	0
23	Iyana Moore	G 39:14	7-13	2-6	3-4	0	2	4	2	4	19	5	3
12	Khamli Pierre	15:58	0-6	0-0	0-0	0	4	5	1	1	6	1	2
24	Agia Makurat	16:08	2-4	2-3	0-0	0	0	0	0	0	6	0	1
5	Ryanne Allen	01:25	0-0	0-0	0-0	0	0	0	0	0	0	0	0
21	Bella LaChance	00:46	0-0	0-0	0-0	0	0	0	0	0	0	0	0
Team			1	2	3	0	1	2	0	0	0	0	0
Totals			25-60	9-24	5-6	7	18	25	17	10	64	14	15

Shooting By Period												
1st	FG%	6.16	37.5%									
3PT%	2.6	33.3%										
FT%	2.4	75%										
2nd	FG%	6.12	50.0%									
3PT%	2.4	50.0%										
FT%	2.2	100%										
3rd	FG%	5.14	35.7%									
3PT%	4.9	44.4%										
FT%	0.0	0%										
4th	FG%	6.18	44.4%									
3PT%	1.5	20.0%										
FT%	0.0	0%										
GM	FG%	25.60	41.7%									
3PT%	9.94	37.0%										
FT%	5.65	83.3%										

Tennessee - 73													
Record: 12-6 (5-1)													
NO.	Name	Min	FG	3P	FT	Rebounds	Fouls	TP	AS	TO	ST	Blocks	
			M/A	M/A	M/A	OR	DR	FF				BS	
1	Sara Puckett	F 32:41	3-7	0-1	1-2	1	2	3	1	2	7	2	4
2	Rickie Jackson	F 28:35	7-13	0-1	2-2	1	9	10	0	2	16	3	1
11	Karoline Singin	F 12:00	2-4	0-1	0-0	1	0	2	0	4	4	0	0
0	Jewel Spear	G 29:18	2-6	2-5	6-6	0	4	4	3	12	2	0	0
15	Jasmine Powell	G 33:31	5-8	0-2	6-6	1	4	5	1	6	16	1	2
5	Kalya Wynn	09:41	0-4	0-1	0-0	1	2	0	0	0	0	1	0
20	Tamari Key	22:01	5-5	0-0	0-0	0	4	3	1	10	0	4	1
21	Tess Darby	23:11	2-4	2-2	2-2	0	2	2	1	2	8	1	2
53	Jillian Hollingshead	08:55	0-0	0-0	0-0	0	0	0	0	0	1	0	0
17	Avery Strickland	00:07	0-0	0-0	0-0	0	0	0	0	0	0	0	0
Team			3	1	4	0	1	2	0	0	0	0	0
Totals			26-55	4-15	17-18	8	27	35	10	17	73	16	19

Shooting By Period												
1st	FG%	9.17	52.9%									
3PT%	1.4	25.0%										
FT%	1.1	100%										
2nd	FG%	5.14	35.7%									
3PT%	1.4	25.0%										
FT%	2.2	100%										
3rd	FG%	7.15	46.7%									
3PT%	0.5	0.0%										
FT%	4.4	100%										
4th	FG%	5.9	55.6%									
3PT%	2.4	50.0%										
FT%	10.11	90.9%										
GM	FG%	26.45	47.3%									
3PT%	4.15	26.7%										
FT%	12.18	84.4%										

Points from Period Scoring													
Biggest lead		VANDY		TENN		Turnovers		VANDY		TENN		Period	
Best Scoring Run		6 (1st 4:09)		8 (4th 0:42)		Paint		26		38		1st	
Lead Changes		7		10		Fast Breaks		8		13		VANDY	
Times Tied		7		10		Bench		12		18		20	
Time with Lead		02:37		32:25		Bench		12		18		20	

Technical Fouls: NONE													
Dead Ball Rebounds: 3.2		VANDY		TENN		Turnovers		VANDY		TENN		Period	
Best Scoring Run		6 (1st 4:09)		8 (4th 0:42)		Paint		26		38		1st	
Lead Changes		7		10		Fast Breaks		8		13		VANDY	
Times Tied		7		10		Bench		12		18		20	
Time with Lead		02:37		32:25		Bench		12		18		20	

KNOXVILLE, Tenn. – The Vanderbilt women's basketball team dropped a hard-fought contest at Tennessee on Sunday, as the Commodores fell at Food



GAME RECAPS

Game 22 - Ole Miss - L, 67-61

Table with columns: Ole Miss - 67, Record: 16-6 (5-2), FG, 3P, FT, Rebounds, Fouls, TP, AS, TO, ST, Blocks, +/-

Table with columns: Vanderbilt - 61, Record: 17-5 (4-4), FG, 3P, FT, Rebounds, Fouls, TP, AS, TO, ST, Blocks, +/-

Summary table with columns: Biggest lead, Best Scoring Run, Lead Changes, Times Tied, Time with Lead

NASHVILLE, Tenn. - The Vanderbilt women's basketball team fell to Ole Miss, 67-61, in SEC action Thursday night at Memorial Gymnasium.

Junior Iyana Moore led the Commodores in scoring, as the Murfreesboro, Tennessee, native scored 18 points. Moore matched her season-best in 3-pointers, as she sank four shots from behind the arc against the Rebels. The guard's 18 points against Ole Miss also extended her double-digit scoring streak to four games.

Moore was one of three Dores that scored double-digit points in Thursday's contest. Freshman Khamil Pierre tallied 14 points off the bench, while graduate student Jordyn Cambridge registered 11 points. For Pierre, it marked the fourth time that she has scored double-digit points in an SEC game this season. Meanwhile, Cambridge extended her personal double-digit scoring streak to three games with an 11-point outing.

Vandy was outscored 21-11 in points off turnovers despite the Dores forcing Mississippi into two more turnovers at 16-18. The Commodores also had trouble keeping the Rebels off the glass, as Ole Miss outrebounded Vanderbilt, 39-29, while outscoring the Commodores 16-8 in second-chance points.

With the loss to Ole Miss, the Commodores have now dropped three-straight games, which has put Vanderbilt's overall record at 17-5 and an even 4-4 in SEC play.

Vandy jumped out to a lead in the first quarter, as the Commodores held an early 7-2 advantage. A 7-0 run by Ole Miss gave the Rebels a 9-7 lead, but the Dores would answer with five-consecutive points of their own to close out the opening frame and take a 12-9 lead into the second stanza.

Pierre's jump shot to open the second quarter gave the Dores a 14-9 advantage. Ole Miss rolled off eight-straight points after Pierre's bucket to reclaim a 3-point lead at 17-14, but back-to-back layups from Pierre put Vanderbilt up by a point 18-17 with 6:05 left to play before the half. The two teams traded blows after Pierre's layups, but it was the freshman once again that put Vanderbilt on top at 29-28 with a jumper with 37 ticks on the clock left before halftime. The Dores had a chance to expand their lead in the closing seconds of the half, however, Vandy missed a layup with six seconds left. Ole Miss grabbed the rebound and went the entire length of the court to score a layup just before the halftime buzzer sounded to give the Rebels a 30-29 lead at the break.

The Commodores went on a 6-2 run coming out of the locker room, as consecutive layups from graduate student Jordyn Oliver put the Dores up 35-33 at the 7:50 mark of the third. The Rebels battled back, as Ole Miss closed the quarter out with a pair of baskets to take a 51-44 lead going into the night's final stanza.

The Rebels took a game-high nine-point lead during the opening stages of the fourth quarter, as they held a 56-47 advantage over Vanderbilt with 8:20 remaining. The Dores rolled off five-straight points to make it a 56-52 game, but the Rebels would push their lead back out to eight points with 4:31 remaining. Vanderbilt would close its gap to five points at 60-55 with 3:33 left on the clock, but that would be as close as the Dores would get, as Ole Miss walked out of Memorial Gym with a six-point win.

Game 23 - Alabama - L, 74-66

Table with columns: Alabama - 74, Record: 18-6 (9-4), FG, 3P, FT, Rebounds, Fouls, TP, AS, TO, ST, Blocks, +/-

Table with columns: Vanderbilt - 66, Record: 17-6 (5-5), FG, 3P, FT, Rebounds, Fouls, TP, AS, TO, ST, Blocks, +/-

Summary table with columns: Biggest lead, Best Scoring Run, Lead Changes, Times Tied, Time with Lead

NASHVILLE, Tenn. - The Vanderbilt women's basketball team dropped a 74-66 decision to Alabama at Memorial Gymnasium in SEC action Monday night.

Juniors Sacha Washington and Iyana Moore each recorded 16 points against the Crimson Tide. Washington also pulled down a game-high 10 rebounds to collect her fifth double-double of the season. Meanwhile, Moore matched her season-best with four 3-point field goals.

The loss drops Vanderbilt's overall record to 17-6, while the Commodores are now 4-5 in SEC play.

The Dores held an 11-point lead at 52-41 with two minutes left to play in the third quarter. Alabama would go on a 19-2 run from that point, as the Crimson Tide took a 60-54 advantage at the 5:33 mark of the fourth quarter. Vanderbilt pulled to within four points of Alabama down the stretch, but the Commodores couldn't get over the hump, as Vandy's losing streak extends to four games.

Vanderbilt shot 39 percent from the field and Alabama connected on 42.6 percent of its shots from the floor. Each team made nine 3-point field goals, while the Crimson Tide outscored Vandy 22-16 in points in the paint. The Dores collected 13 assists on the night, led by Moore's five helpers. Every Commodore that played against Alabama in Monday's game scored.

Alabama jumped out to a 9-3 advantage in the opening stages of the first quarter. Back-to-back trifectas from Moore and freshman Aiga Makurat pulled the Commodores even at 9-9 at the 4:08 mark of the opening stanza. The two teams traded 3-point baskets before the Crimson Tide closed the frame with two-straight buckets that gave Alabama a 16-12 advantage heading into the second quarter.

Vanderbilt opened the second quarter on a 10-0 run to take a 22-16 lead. Freshman Khamil Pierre scored six of Vandy's 10 points during the spurt. Alabama ended Vanderbilt's run with a 3-pointer, but the Commodores rolled off eight-straight points from there to push their lead to 12 at 30-18 after a layup from Washington. The Crimson Tide cut Vanderbilt's lead in half with a pair of 3-point field goals, but the Commodores closed the frame with a Moore 3-pointer that gave Vandy a 33-24 lead going into the locker room.

The two teams traded blows in the third quarter, as Vanderbilt held a double-digit advantage for the majority of the frame. A personal 4-0 run by Washington put the Commodores up 52-41 with 2:13 left to play in the stanza. Alabama closed out the third by rolling off five-straight points to cut Vanderbilt's lead to six at 52-46 going into the fourth.

Vandy opened the fourth quarter with a Washington layup that put the Dores up 54-46. The Crimson Tide scored 14 consecutive points after Washington's layup to reclaim a 60-54 lead at the 5:33 mark. Junior Justine Pissott ended the drought for the Commodore with her third 3-pointer of the game to pull Vanderbilt within three at 60-57 with 5:22 left in the game. Alabama scored five-straight points from there to put the game out of reach, as the Crimson Tide picked up a 74-66 win.

Game 24 - No. 13/12 LSU - L, 85-62

Table with columns: LSU - 85, Record: 20-4 (7-3), FG, 3P, FT, Rebounds, Fouls, TP, AS, TO, ST, Blocks, +/-

Table with columns: Vanderbilt - 62, Record: 17-7 (4-6), FG, 3P, FT, Rebounds, Fouls, TP, AS, TO, ST, Blocks, +/-

Summary table with columns: Biggest lead, Best Scoring Run, Lead Changes, Times Tied, Time with Lead

NASHVILLE, Tenn. - The Vanderbilt women's basketball team closed out its three-game homestand with an 85-62 loss to No. 13/12 LSU on Thursday.

Junior Iyana Moore extended her double-digit scoring streak to a season-long six games, as the Murfreesboro, Tennessee, native tallied a game-high 17 points against the defending national champions. Freshman Khamil Pierre collected her third double-double of the season, as she registered 13 points and a team-best 11 rebounds in her second career start.

The Commodores collected 13 steals on the night, as graduate student Jordyn Cambridge tallied a team-high five steals. Cambridge is now 17 steals away from breaking Deborah Denton's program record of 338. The Nashville, Tennessee, native also dished out a game-high six assists to go along with seven points.

The loss extends Vanderbilt's losing streak to five games. The Commodores are now 17-7 overall this season, while Vandy falls to 4-6 in SEC play.

Vanderbilt shot 31.3 percent from the floor against LSU, while the Tigers connected on 43.8 percent of their shots. The Commodores outshot LSU from behind the arc, as the Dores drilled six 3-pointers while holding the Tigers to two 3-point field goals. Vanderbilt also outscored the No. 13/12-ranked team in the nation in points off the bench, 19-17.

LSU jumped out to a 16-2 lead to open the game. Vanderbilt could not erase its double-digit deficit for the remainder of the first quarter, as the Tigers held a 22-7 advantage going into the second stanza. LSU maintained a double-digit lead for the entirety of the second stanza, as the Commodores trailed 39-20 at the halftime break.

Vanderbilt came out of the locker room swinging. The Commodores sank three 3-pointers during the first six minutes of the third quarter to pull within 12 points of the Tigers at 51-39. Vanderbilt held LSU without a field goal for over four minutes in the third quarter, but the Tigers got back-to-back buckets to close out the stanza and pushed Vandy's deficit back out to 18 at 58-40.

LSU maintained its double-digit lead for the remainder of the contest, as the Tigers led by as many as 26 points before walking out of Memorial Gymnasium with an 85-62 victory.





GAME RECAPS

Game 25 - at Georgia - W, 61-55

Vanderbilt - 61													Record: 18-7 (5-6)																
NO.	Name	Min	FG		3P		FT		Rebounds		Fouls		TP	AS	TO	ST	Blocks		+/-										
			M/A	M/A	M/A	M/A	OR	DR	OR	DR	PF	FD					BS	BA											
12	Khami Pierre	F 34:04	12-16	0-1	4-5	1	6	7	4	4	28	1	1	2	1	0	2												
35	Sacha Washington	F 34:04	5-9	0-0	0-0	4	7	11	4	3	10	1	8	2	0	0	5												
3	Jordyn Cambridge	G 38:10	2-8	0-2	3-4	2	6	8	0	3	7	3	1	3	0	1	8												
13	Justine Pissott	G 19:49	1-4	1-4	0-0	0	0	0	0	0	3	2	1	0	2	0	7												
23	Iyana Moore	G 39:09	2-12	0-4	5-7	1	2	3	1	6	9	4	5	3	0	1	6												
5	Ryanne Allen	G 07:31	1-2	1-2	0-0	0	0	0	0	0	3	0	1	0	0	0	5												
21	Bella LaChance	G 02:41	0-0	0-0	0-0	0	0	0	0	0	0	0	0	0	0	0	0												
24	Aga Makurat	G 03:27	0-0	0-0	0-0	0	0	0	0	0	0	0	0	0	0	0	0												
2	Jada Brown	G 09:41	0-1	0-1	1-2	0	0	0	1	1	1	0	0	0	0	0	0												
11	Jordyn Oliver	G 11:54	0-0	0-0	0-0	0	0	3	3	0	0	2	0	0	0	0	0												
Team						2-3			5			0		0															
Totals			23-52			2-14			13-18			10		27		37		13		17		10		3		2		6	

Shooting By Period				
1st	FG%	6-13	46.2%	
	3PT%	1-5	20.0%	
	FT%	1-2	50%	
2nd	FG%	4-10	40.0%	
	3PT%	1-5	20.0%	
	FT%	3-5	60%	
3rd	FG%	6-13	46.2%	
	3PT%	0-2	0.0%	
	FT%	2-3	66.7%	
4th	FG%	7-16	43.8%	
	3PT%	2-4	50%	
	FT%	7-8	87.5%	
GM	FG%	23-52	44.2%	
	3PT%	2-14	14.3%	
	FT%	13-18	72.2%	

Athens, Ga. - Freshman Khami Pierre scored a career-high 28 points, while junior Sacha Washington posted a double-double as the Vanderbilt women's basketball team collected a 61-55 victory at Stegeman Coliseum.

Pierre was a force to be reckoned with all afternoon. The Queen Creek, Arizona, native shot 75 percent from the floor, connecting on 12 of her 16 shot attempts against the Bulldogs. Her 28 points are tied for the third-most points scored by a Commodore this season, while it is the most points collected by a Vanderbilt freshman this season.

Meanwhile, Washington put on a show in her home state. The Lawrenceville, Georgia, native posted her sixth double-double of the season with a 10-point, 11-rebound performance. It is the second double-double for the 6-2 forward this week, as she also posted one Monday against Alabama.

With the win, Vanderbilt snapped its five-game losing streak. The Commodores improved to 18-7 on the year, while they are now 5-6 in SEC play. The Does picked up just their ninth win ever at Stegeman Coliseum, as Vanderbilt has now won two of the last three matchups against the Bulldogs in Athens.

The Commodores shot 44.2 percent from the field while holding Georgia to 35.6 percent from the floor. Vanderbilt made its presence felt inside the lane all afternoon, as the Does held a 36-26 advantage in points in the paint and a 37-31 edge in rebounds. The Commodores also collected 10 steals as a team in Sunday's victory, as graduate student Jordyn Cambridge and junior Iyana Moore each were credited with a team-high three steals.

The Commodores and Bulldogs traded blows to open the game, as the first quarter featured six lead changes and three ties. Neither team held more than a four-point advantage over the first 10 minutes of play, as Vanderbilt held a 14-13 lead going into the second stanza.

Georgia scored the first four points of the second quarter, but the Commodores responded with a 9-0 run to give them a 23-17 advantage heading into the media timeout. The Bulldogs ended Vandy's spurt with back-to-back buckets. Vanderbilt pushed its lead back out to five points at the end of the quarter, as the Does held a 26-21 advantage going into halftime.

The Commodores were clinging to a one-point lead at 30-29 after a Georgia 3-pointer forced Vandy to call a timeout. Vanderbilt went on a 10-3 run out of the timeout to take a 40-32 lead after a jumper from Washington with 2:48 left in the quarter. The two teams combined to make only one field goal over the last 2:45 of the stanza, as the Commodores led 40-34 going into the fourth.

Pierre opened the fourth quarter on a personal 6-0 run to give Vanderbilt a 12-point lead at 46-34 with 7:20 left to play. Georgia would chip away at the Vandy lead throughout the quarter, as the Bulldogs pulled to within six points of the Does at 56-50 with 42 seconds remaining. Vanderbilt was able to put the game away at the free throw line to walk out of Stegeman Coliseum with the six-point win.

Georgia - 55													Record: 11-13 (2-9)														
NO.	Name	Min	FG		3P		FT		Rebounds		Fouls		TP	AS	TO	ST	Blocks		+/-								
			M/A	M/A	M/A	M/A	OR	DR	OR	DR	PF	FD					BS	BA									
20	Jordan Cole	F 24:19	2-9	0-0	0-0	2	1	3	3	1	4	3	2	0	1	2	0										
35	Jayyn Nicholson	F 28:41	6-14	0-0	3-4	2	9	11	3	3	15	0	1	1	1	0	3										
10	De'Mauri Flournoy	G 36:33	6-14	3-10	4-4	0	3	3	4	3	19	1	2	1	0	0	0										
11	Asia Avinger	G 30:46	2-8	2-6	1-2	2	2	4	1	4	7	4	7	2	1	0	1										
12	Tanyah Thompson	G 33:04	2-7	0-0	0-0	0	0	0	2	0	4	1	1	0	0	0	0										
30	Amya Evans	G 05:11	1-1	0-0	0-0	1	0	1	0	0	2	0	0	0	0	0	0										
23	Destiny Thomas	G 13:49	1-1	0-0	0-0	1	2	3	1	0	2	1	0	0	0	0	0										
21	Fatima Diakhate	G 07:27	1-3	0-0	0-0	1	0	1	1	2	2	0	1	0	0	0	0										
2	Savannah Henderson	G 12:09	0-2	0-2	0-0	0	0	0	0	0	0	0	0	0	0	0	0										
11	Chloe Chapman	G 05:55	0-0	0-0	0-0	0	0	0	0	0	0	0	0	0	0	0	0										
13	Stefanie Ingram	G 02:06	0-0	0-0	0-0	0	0	0	0	0	0	0	0	0	0	0	0										
Team						3-2			5			0		1													
Totals			21-59			5-18			12			19		31		17		35		10		14		2		3	

Shooting By Period				
1st	FG%	6-17	35.3%	
	3PT%	1-7	14.3%	
	FT%	0-0	0%	
2nd	FG%	4-15	26.7%	
	3PT%	0-2	0%	
	FT%	0-0	0%	
3rd	FG%	4-13	30.8%	
	3PT%	2-4	50%	
	FT%	3-4	75%	
4th	FG%	7-14	50%	
	3PT%	2-5	40%	
	FT%	5-6	83.3%	
GM	FG%	21-59	35.6%	
	3PT%	5-18	27.8%	
	FT%	5-6	83.3%	

Biggest lead		Vandy	UGA	Points from		Turnovers		Period by Period Scoring			
Best Scoring Run		12 (4th 7:20)	3 (2nd 7:42)	Paint	12	13	1st 2nd 3rd 4th TOT				
Lead Changes		5	3	Fast Breaks		4	0	Vandy 14 12 14 21 61			
Times Tied		4	0	Bench		4	6	UGA 13 8 13 21 55			
Time with Lead		34:54	01:55								

Game 26 - at Texas A&M - W, 49-45

Vanderbilt - 49													Record: 19-7 (16-6)														
NO.	Name	Min	FG		3P		FT		Rebounds		Fouls		TP	AS	TO	ST	Blocks		+/-								
			M/A	M/A	M/A	M/A	OR	DR	OR	DR	PF	FD					BS	BA									
12	Khami Pierre	F 33:05	5-13	1-1	0-1	2	6	8	3	2	11	1	3	1	0	1	3										
36	Sacha Washington	F 33:48	2-7	0-0	2-2	6	2	8	3	6	6	1	1	2	1	1	1										
3	Jordyn Cambridge	G 27:05	3-6	1-3	0-0	0	1	1	3	1	7	3	1	0	0	0	3										
13	Justine Pissott	G 14:38	3-7	2-5	0-0	0	2	2	2	1	8	1	1	1	1	0	1										
23	Iyana Moore	G 40:00	3-16	2-7	1-2	2	1	3	3	2	9	2	3	2	0	2	4										
11	Jordyn Oliver	G 25:11	1-2	0-0	0-0	0	4	4	1	1	2	4	0	1	0	0	0										
24	Aga Makurat	G 13:03	1-5	1-4	1-2	1	2	3	2	1	4	0	1	1	0	0	10										
2	Jada Brown	G 07:32	0-0	0-0	0-0	0	1	1	1	1	2	0	1	1	0	0	4										
5	Ryanne Allen	G 02:01	0-0	0-0	0-0	0	0	0	0	0	0	0	0	0	0	0	0										
21	Bella LaChance	G 03:37	0-0	0-0	0-0	0	0	0	0	0	0	0	0	0	0	0	0										
Team						0			1			0		2													
Totals			18-56			7-20			11			20		31		18		45		12		16		2		4	

Shooting By Period				
1st	FG%	5-15	33.3%	
	3PT%	1-4	25.0%	
	FT%	0-0	0%	
2nd	FG%	6-14	42.9%	
	3PT%	3-6	50.0%	
	FT%	0-0	0%	
3rd	FG%	3-14	21.4%	
	3PT%	1-5	20.0%	
	FT%	3-4	75%	
4th	FG%	4-13	30.8%	
	3PT%	2-5	40%	
	FT%	3-5	60%	
GM	FG%	18-56	32.1%	
	3PT%	7-20	35.0%	
	FT%	6-6	66.7%	

COLLEGE STATION, Texas - The Vanderbilt women's basketball team picked up a hard-fought 49-45 win at Texas A&M on Thursday to collect the program's first victory in College Station since the 1997-98 season.

The Commodores came through clutch down the stretch, as Vanderbilt ended the game on a 10-0 run to capture the program's first road win over the Aggies since Nov. 18, 1997.

Junior Iyana Moore sank a 3-pointer from the corner with 1:04 left on the clock to give the Does a 47-45 advantage. The Commodores got a defensive stop after Moore's trifecta to get the ball back with 38 seconds left to play. Junior Sacha Washington grabbed a clutch offensive rebound with eight seconds remaining that allowed sophomore Jada Brown to go to the free line for a pair of charity tosses with four seconds on the clock. Brown sank both shots to give the Does a four-point victory.

The win pushes Vanderbilt's overall record to 19-7, while the Commodores are now an even 6-6 in SEC play with four games remaining in the regular season.

Vanderbilt led for 28:49 of game time in Thursday's victory. The Commodores shot 32.1 percent from the floor in the game, while Texas A&M shot 36 percent from the field. The Does sank a total of seven 3-pointers, as Moore and sophomore Justine Pissott each hit a pair of trifectas. The Aggies outrebounded the Commodores, 39-31, but Vandy held a 12-4 edge in second chance opportunities.

Vanderbilt used an early 6-0 run to jump out to a 9-2 lead in the early stages of the first quarter. Both squads endured an elongated scoring drought after a Texas A&M bucket, as neither team scored for over three minutes of game time. The Aggies ended the drought with a bucket at the 1:33 mark and added a free throw to cut the Vanderbilt lead to two at 9-7. The teams traded buckets in the closing seconds of the opening stanza, as the Commodores held an 11-9 advantage after 10 minutes of play.

The Commodores opened the second quarter on an 8-0 run that gave Vanderbilt a 19-9 lead after a 3-pointer from freshman Aga Makurat. Texas A&M responded with a 9-0 run of its own after Makurat's trifecta, as the Commodores clung to a 21-20 lead with 2:31 before halftime. Pissott ended Vandy's scoring drought, as she went on a personal 5-0 run to give the Commodores a 26-19 lead with 1:41 left to play in the frame. The Aggies added a free throw to end of the half, as the Does took a 26-20 lead into the locker room.

The Aggies chipped away and took their first lead of the game at the 5:53 clip of the third quarter, as the Aggies used a 7-0 run to take a 31-30 advantage. Vanderbilt reclaimed the lead coming out of the third quarter media break, as a Moore 3-pointer put the Does up 33-31. Makurat went 1-of-2 at the charity stripe to knot the game up at 34-34 with 94 seconds remaining in the frame. A layup from graduate student Jordyn Cambridge gave Vanderbilt a 36-24 lead going into the fourth quarter.

Moore hit a free throw to push Vandy's lead to 37-34 early in the fourth quarter. Texas A&M rolled off five-straight points after the Moore charity toss to reclaim a 39-37 advantage. Graduate student Jordyn Oliver hit a reverse layup on the ensuing possession to tie the game back up at 39-39 with 7:22 left to play. Texas A&M went on a 6-0 run after Oliver's layup, but a Cambridge trifecta and a Pierre layup pulled the Commodores to within a point of the Aggies at 45-44 with 1:41 left in the game. Moore sank a 3-pointer from the corner to put the Does up 47-45 with 1:04 remaining. The Does got a defensive stop with 38.8 ticks left on the clock, then sophomore Jada Brown sealed the deal with a pair of free throws to give the Commodores their first win in College Station in 9,585 days.

Texas A&M - 45													Record: 17-7 (5-6)						
NO.	Name	Min	FG		3P		FT		Rebounds		Fouls		TP	AS	TO	ST	Blocks		+/-
			M/A	M/A	M/A	M/A	OR	DR	OR	DR	PF	FD					BS	BA	
2	Jannah Barker																		