



VANDERBILT WOMEN'S BASKETBALL

2023-24 VANDERBILT WOMEN'S BASKETBALL GAME NOTES - GAME 24 vs. NO. 13/12 LSU

SCHEDULE // RESULTS

Overall: 17-6 | SEC: 4-5
Home: 11-3 | Away: 4-3 | Neutral: 2-0
NET Ranking: 53 | Streak: L-4

November

6	Kennesaw State	W, 98-51
9	at UT Martin	W, 70-68
12	Fairfield	W, 73-70
15	Western Kentucky	W, 77-74
20	Alabama State	W, 88-42
24	vs. Iowa State [§]	W, 68-53
25	vs. Northern Iowa [§]	W, 68-64
29	at #5/10 NC State [§]	L, 62-70

December

3	Louisiana Tech	W, 71-63
7	at Butler	W, 51-39
17	Lipscomb	W, 72-50
20	Dayton	W, 70-53
29	FDU	W, 73-41
31	Radford	W, 80-53

January

4	at Mississippi State [^]	W, 71-66
7	Florida [^]	W, 63-57
11	at Kentucky [^]	W, 95-73
14	Missouri [^]	L, 63-65
18	Auburn [^] (RV/--)	W, 53-50
21	at Tennessee [^]	L, 64-73
28	at #1/1 South Carolina [^]	L, 74-91

February

1	Ole Miss [^] (RV/RV)	L, 61-67
5	Alabama [^]	L, 66-74
8	LSU [^]	8 p.m.
11	at Georgia [^]	11 a.m.
15	at Texas A&M [^]	8 p.m.
18	Tennessee [^]	1 p.m.
25	at Arkansas [^]	2 p.m.
29	at Missouri [^]	7 p.m.

March

3	Georgia [^]	1 p.m.
6-10	SEC Tournament	TBA

* - SEC Conference Game
^ - Southpoint Shootout (Las Vegas, Nev.)
§ - SEC Tournament (Greenville, S.C.)

All home games are played at Memorial Gymnasium
All times listed are Central Time & subject to change
Rankings: AP Top-25 / WBCA Coaches Poll

GAME 24

VANDERBILT (17-6, 4-5) vs. NO. 13/12 LSU (19-4, 6-3)

Thursday, Feb. 8, 2024 // 8 p.m. CT // Nashville, Tenn. // Memorial Gymnasium
TV/Stream: SEC Network (Courtney Lyle & Carolyn Peck)
Radio: 94.9 FM (Jake Lyman)/Vanderbilt Athletics App (Jake Lyman) // Live Stats: VandyStats.com



SERIES HISTORY

vs. LSU

Games	52
Vanderbilt Series Record	26-26
Games in Nashville	15-5
Games in Baton Rouge	4-18
First Meeting	Jan. 18, 1986 in Baton Rouge: LSU 91-80
Last Meeting	Feb. 23, 2023 in Nashville: LSU 82-63
Last Win	Feb. 13, 2017 in Nashville: 70-68
Last Home Win	Feb. 13, 2017 in Nashville: 70-68
Last Road Win	Feb. 19, 2004: 61-55
Last Neutral Win	March 5, 2010 in Duluth, Ga: 63-61
Last Loss	Feb. 2, 2023 in Nashville: 82-63
Last Home Loss	Feb. 2, 2023 in Nashville: 82-63
Last Road Loss	Jan. 1, 2023: 88-63
Last Neutral Loss	March 8, 2003 in Little Rock: 78-69
Current Vandy Streak	L-7

LAST 5 GAMES vs. LSU

Date	Location	Vandy Result	Score
02/23/23	Nashville	L	82-63
01/01/23	Baton Rouge	L	88-63
01/16/22	Baton Rouge	L	82-64
02/27/20	Baton Rouge	L	61-55
02/17/19	Nashville	L	79-68

TEAM COMPARISONS

V	CATEGORY	LSU
17-6	Overall Record	19-4
70.9	Points Per Game	90.5
61.2	Opp. Per Game	63.0
42.5	Field Goal Pct.	48.4
39.8	Opp. Field Goal Pct.	37.4
34.0	3-Point Pct.	33.4
28.9	Opp. 3-Point Pct.	29.7
70.9	Free Throw Pct.	73.4
38.1	Rebounds Per Game	46.8
+3.3	Rebounding Margin	+15.0
15.6	Assists Per Game	17.6
14.3	Turnovers Per Game	15.6
10.4	Steals Per Game	11.7
3.8	Blocks Per Game	5.5

THE STARTING 5

>> Vanderbilt comes into Monday's contest sporting a 17-6 overall record and a 4-5 mark in SEC play. The Commodores dropped a 74-66 decision to Alabama at home on Monday to extend their losing streak to four games. Juniors Iyana Moore and Sacha Washington each scored a team-best 16 points in the loss to the Crimson Tide. Washington also pulled down 10 rebounds to collect her fifth double-double of the season, while Moore nailed a season-best four 3-pointers.

>> Thursday's matchup between the Commodores and the Tigers will be the 53rd meeting all-time between the two schools. The series is currently tied at 26-26, though LSU has won each of the last seven meetings.

>> The Commodores are 15-5 all-time at Memorial Gymnasium against LSU. The Tigers claimed the 82-63 victory in Nashville last season. The last Vanderbilt win over LSU at Memorial Gym came on Feb. 13, 2017, when the Dores collected a 70-68 victory.

>> Vandy holds an 11-3 record at home this season. The Commodores are 32-16 all-time at Memorial Gymnasium under head coach Shea Ralph.

>> Vanderbilt Athletics will celebrate National Girls and Women in Sports Day at Thursday's game. Join us in the practice gym pregame for Vandyville with select Vanderbilt women's athletic teams. Activities will include for the whole family, including arts & crafts, inflatables, and more. Fans will also receive a Vanderbilt women's basketball jersey as part of the National Girls and Women in Sports Day.

PROJECTED STARTERS



3
JORDYN CAMBRIDGE

Points // 13.6
FG% // 38.1%
Boards // 6.5
Assists // 4.3
Steals // 3.6




11
JORDYN OLIVER

Points // 5.7
FG% // 58.3%
FT% // 66.7%
Boards // 5.4
Assists // 3.2




13
JUSTINE PISSOTT

Points // 7.1
FG% // 35.6%
3PT% // 37.6%
Boards // 2.2
3PMPG // 1.7



23
IYANA MOORE

Points // 13.0
FG% // 40.1%
3P% // 33.3%
Boards // 3.3
Assists // 2.7



35
SACHA WASHINGTON

Points // 12.8
FG% // 52.5%
Boards // 7.6
O-Boards // 3.1
Steals // 1.8



QUICK FACTS

The University

LOCATION: NASHVILLE, TENN.
 AFFILIATION: NCAA DIVISION I
 CONFERENCE: SOUTHEASTERN (SEC)
 MASCOT: COMMODORES
 COLORS: BLACK & GOLD
 CHANCELLOR: DANIEL DIERMEIER
 DIRECTOR OF ATHLETICS: CANDICE STOREY LEE
 SPORT ADMINISTRATOR: TRACE WILGUS

Vandy Women's Basketball Info

HOME ARENA: MEMORIAL GYMNASIUM (14,316)
 2022-23 RECORD: 12-19
 2022-23 SEC RECORD: 3-13
 POSTSEASON: N/A
 LETTERWINNERS RETURNING/LOST: 6/4
 STARTERS RETURNING/LOST: 2/3
 NEWCOMERS: 7

Athletic Communications

ASSOCIATE ATHLETIC DIRECTOR: BRIAN FREMUND
 WBB CONTACT: CHRIS CASKEY
 E-MAIL: CHRIS.CASKEY@VANDERBILT.EDU
 PHONE: 606-207-7481 (C)
 ATHLETIC WEBSITE: VUCOMMODORES.COM
 X/TWITTER: @VANDYWBB
 INSTAGRAM: @VANDYWBB
 FACEBOOK: /VANDYWBB

Program History

ALL-TIME RECORD: 871-535 (.619)
 ALL-TIME SEC RECORD: 256-266 (.490)
 ALL-TIME SEC TOURNAMENT RECORD: 49-37
 SEC TOURNAMENT TITLES: 6 ('93, '95, '02, '04, '07, '09)
 NCAA TOURNAMENT APPEARANCES: 27
 NCAA TOURNAMENT RECORD: 39-27
 LAST NCAA TOURNAMENT APPEARANCE: 2014
 LAST POSTSEASON APPEARANCE: 2022 (WNIT)



THE COMMODORES



2023-24 ROSTER

No.	Name	POS	HT	YR	EXP	Hometown (Previous School)
2	Jada Brown	G	5-8	So.	1V	Bentonville, Ark. (Bentonville HS)
3	Jordyn Cambridge	G	5-9	Gr.	4V	Nashville, Tenn. (Ensworth HS)
4	Madison Greene	G	5-6	Fr.	HS	Columbus, Ohio (Pickerington Central HS)
5	Ryanne Allen	G	6-1	So.	1V	Warminster, Pa. (Archbishop Wood)
10	Bailey Gilmore	F	6-3	Fr.	HS	Midway, Ga. (Bradwell Institute)
11	Jordyn Oliver	G	5-10	Gr.	TR	Prosper, Texas (Duke)
12	Khamil Pierre	F	6-2	Fr.	HS	Queen Creek, Ariz. (Perry HS)
13	Justine Pissott	G/F	6-4	So.	TR	Toms River, N.J. (Tennessee)
14	Aiyana Mitchell	F	6-4	Fr.	HS	Fountain, Colo. (Fountain-Fort Carson HS)
21	Bella LaChance	G	5-6	Sr.	3V	Davie, Fla. (St. Thomas Aquinas HS)
23	Iyana Moore	G	5-8	Jr.	1V	Murfreesboro, Tenn. (Blackman HS)
24	Aga Makurat	G	6-2	Fr.	HS	Sierakowice, Poland (Sopocka Akademia Tenisowa)
35	Sacha Washington	F	6-2	Jr.	2V	Lawrenceville, Ga. (Collins Hill HS)

COACHING STAFF

HEAD COACH: Shea Ralph - 3rd Season - UConn '01
ASSOCIATE HEAD COACH: Tom Garrick - 3rd Season - Rhode Island '88
ASSISTANT COACH: Ashley Earley - 3rd Season - Vanderbilt '05
ASSISTANT COACH: Kevin DeMille - 3rd Season - UConn '13

PRONUNCIATIONS

RYANNE ALLEN: (Ryan)
 JADA BROWN: (jay-duh)
 AGA MAKURAT: (Ah-guh, Mock-ew-Rah)
 AIYANA MITCHELL: (eye-on-uh)
 IYANA MOORE: (eye-on-uh)
 KHAMIL PIERRE: (Kah-meal)
 JUSTINE PISSOTT: (Pih-Sot)
 SACHA WASHINGTON: (Sah-shuh)

SEC STANDINGS (Through Feb. 7, 2023)

TEAM	SEC Record	Record	Streak
1/1 South Carolina	9-0	21-0	W-21
Tennessee (RV/RV)	7-2	14-7	W-2
13/12 LSU	6-3	19-4	W-1
Mississippi State (RV/RV)	6-3	19-5	W-4
Ole Miss	6-3	16-6	L-1
Alabama	5-4	18-6	W-3
Arkansas	5-4	17-7	W-1
Vanderbilt	4-5	17-6	L-4
Texas A&M	3-5	15-6	L-2
Auburn	3-6	14-8	L-2
Florida	2-6	11-9	L-1
Missouri	2-7	11-11	L-4
Georgia	2-7	11-11	W-1
Kentucky	2-7	9-14	L-4

POLLS

Associated Press Top 25 Feb. 5

- | | |
|-------------------------|----------------------|
| 1) South Carolina* (35) | 14) Indiana |
| 2) Iowa | 15) Louisville |
| 3) NC State* | 16) Virginia Tech |
| 4) Colorado | 17) Oregon State |
| 5) Ohio State | 18) Baylor |
| 6) Stanford | 19) Gonzaga |
| 7) Texas | 20) Utah* |
| 8) Kansas State | 21) Creighton |
| 9) UCLA | 22) West Virginia |
| 10) Southern Cal | 23) Syracuse |
| 11) UConn | 24) Oklahoma |
| 12) Notre Dame | 25) Princeton |
| 13) LSU* | *Vanderbilt Opponent |

Received Votes: UNLV, North Carolina, Fairfield*, Mississippi State*, Tennessee*, Florida State, Michigan State, Duke

USA Today/WBCA Coaches Top 25 Feb. 6

- | | |
|-------------------------|----------------------|
| 1) South Carolina* (32) | 14) Notre Dame |
| 2) Iowa | 15) Louisville |
| 3) NC State* | 16) Gonzaga |
| 4) Colorado | 17) Baylor |
| 5) Ohio State | 18) Virginia Tech |
| 6) Stanford | 19) Oregon State |
| 7) Kansas State | 20) Creighton |
| 8) Texas | 21) Utah |
| 9) UConn | 22) West Virginia |
| 10) UCLA | 23) Syracuse |
| 11) Southern Cal | 24) Princeton |
| 12) LSU | 25) UNLV |
| 13) Indiana | *Vanderbilt Opponent |

Received Votes: Oklahoma, Michigan State, Ball State, Fairfield*, Mississippi State*, North Carolina, St. Joseph's, Florida State, Marquette, Tennessee*



TELEVISION/RADIO ROSTER



2 Jada Brown
G // 5-8 // So.
Bentonville, Ark.
Bentonville HS



3 Jordyn Cambridge
G // 5-9 // Gr.
Nashville, Tenn.
Ensworth HS



4 Madison Greene
G // 5-6 // Fr.
Columbus, Ohio
Pickerington Central HS



5 Rynne Allen
G // 6-1 // So.
Warminster, Pa.
Archbishop Wood



10 Bailey Gilmore
F // 6-3 // Fr.
Midway, Ga.
Bradwell Ins



11 Jordyn Oliver
G // 5-10 // Gr.
Prosper, Texas
Duke



12 Khamil Pierre
F // 6-2 // Fr.
Queen Creek, Ariz.
Perry HS



13 Justine Pissott
G/F // 6-4 // So.
Toms River, N.J.
Tennessee



14 Aiyana Mitchell
F // 6-4 // Fr.
Fountain, Colo.
Fountain-Ft. Carson HS



21 Bella LaChance
G // 5-6 // Sr.
Davie, Fla.
St. Thomas Aquinas HS



23 Iyana Moore
G // 5-8 // Jr.
Murfreesboro, Tenn.
Blackman HS



24 Aga Makurat
G // 6-2 // Fr.
Sierakowice, Poland
Sopocka Akademia Tenisowa



35 Sacha Washington
F // 6-2 // Jr.
Lawrenceville, Ga.
Collins Hill HS

COACHING STAFF




Shea Ralph
Head Coach
3rd Season



Tom Garrick
Associate Head Coach
3rd Season



Ashley Earley
Assistant Coach
3rd Season



Kevin DeMillie
Assistant Coach
3rd Season



DORE NOTES

GAME COVERAGE

Thursday's contest will air live at 8 p.m. on SEC Network. Fans can listen to the game on the Vanderbilt Commodores app or on 94.9 The Fan in the Nashville area.

CAMBRIDGE SELECTED TO NAISMITH DEFENSIVE PLAYER OF THE YEAR MID-SEASON TEAM

Graduate student Jordyn Cambridge was one of 15 NCAA Division I women's basketball players selected to the Naismith Defensive Player of the Year Mid-Season Team. The guard leads the SEC and ranks second nationally in steals with 83, while her 3.6 steals per game average is third-best nationally this season.

NET RANKING

Vanderbilt holds a NET ranking of 53 coming into Thursday's game. The Commodores have the eighth-best NET ranking in the SEC entering conference play. The NET is an evaluation tool used by the NCAA Tournament Selection Committee to determine seeding and at-large bids.

PICKING THEIR POCKETS

Vanderbilt is second in the SEC in steals per game at 10.74. Vandy's 10.4 steals per game average is also 29th-best nationally. Graduate student Jordyn Cambridge paces the SEC in steals with 83. Cambridge's 83 total steals are second-most in NCAA Division I this season.

MOORE PRODUCTION IN SEC PLAY

Junior Iyana Moore is currently riding a five-game double-digit scoring streak. Moore is averaging 18.8 points per game in SEC play and is tied for the sixth-best scoring average in conference games this season. Her career-high 37 points scored at Kentucky on Jan. 11 are the most points scored in an SEC game this season. The guard has also scored double-digit points in 10 of her last 11 games.

CLOSING IN ON 1,000 CAREER POINTS

Graduate student Jordyn Cambridge needs 45 more points to join Vanderbilt's 1,000-point club. The sixth-year player has currently scored 955 points as a Commodore. When she hits the mark, Cambridge will become the 40th Vanderbilt women's basketball player to score 1,000 career points.

PRODUCTION OFF THE BENCH

Freshman Aga Makurat's scored 18 points off the bench at No. 1 South Carolina on Jan. 28. It is the most points that a freshman has scored against the Gamecocks in a reserve role this season.

EXPERIENCED BACKCOURT

Vanderbilt's starting backcourt features a pair of players who have logged over 100 career games at the NCAA Division I level. Graduate student Jordyn Cambridge has played in 110 games in her Vanderbilt career, while fellow graduate student Jordyn Oliver, who is in her first year with the Dores after transferring from Duke, has logged 103 career games.

100 CAREER BLOCKS

Junior Sacha Washington recently recorded her 100th career block. Washington is nine blocks away from breaking into the top 10 on Vanderbilt's all-time blocks list. Her 39 blocks are the eighth-most in the SEC and ranks 44th nationally.

SEC FRESHMAN OF THE WEEK (2X)

On Jan. 16, Khamil Pierre was named the SEC Freshman of the Week for the second time this season. Pierre averaged 16.0 points and 9.0 rebounds per game in a pair of SEC contests against Kentucky and Missouri. The 6-2 freshman opened this week by scoring a career-high 17 points and collecting 10 rebounds in Thursday's 53-50 win over Auburn to record her second-straight double-double.

TIGER QUEEN

Freshman Khamil Pierre posted back-to-back double-doubles against Missouri and Auburn, two of three Tiger mascots in the SEC. Pierre recorded her first collegiate double-double against the Tigers of Missouri on Jan. 14, as she scored 16 points and pulled a career-high 12 rebounds. Pierre followed that up with her second collegiate double-double just four days later, with a career-high 17 points and 10 rebounds against Auburn.

TOP-10 WATCH

VANDY ALL-TIME STEALS LIST

NO.	STL	PLAYER NAME	YEARS
1.	338	DEBORAH DENTON	1986-89
2.	317	JORDYN CAMBRIDGE	2019-Pres.
3.	293	KAREN BOOKER	1984-87
4.	286	DONNA ATKINSON	1983-86
5.	277	CATHY BENDER	1979-82
6.	263	JADE HUNTINGTON	1989-92
7.	241	DEE DAVIS	2004-07
8.	235	JACKIE COWAN	1983-86
9.	221	JENNIFER RISPER	2006-09
10.	218	RHONDA BLADES	1992-95

ACTIVE LEADERS

VANDY ALL-TIME POINTS

NO.	PTS	PLAYER NAME	YEARS
10.	1,618	JASMINE LISTER	2011-14
	955	JORDYN CAMBRIDGE	2019-Pres.
	904	SACHA WASHINGTON	2021-Pres.

VANDY ALL-TIME REBOUNDS

NO.	REB	PLAYER NAME	YEARS
10.	822	CHANTELLE ANDERSON	2000-03
	633	SACHA WASHINGTON	2021-Pres.

VANDY ALL-TIME ASSISTS

NO.	AST	PLAYER NAME	YEARS
10.	410	CATHY BENDER	1979-82
	391	JORDYN CAMBRIDGE	2019-Pres.

VANDY ALL-TIME BLOCKS

NO.	BLK	PLAYER NAME	YEARS
10.	112	HARRIET BRUMFIELD	1982-85
	103	SACHA WASHINGTON	2021-Pres.

VANDY ALL-TIME FIELD GOALS MADE

NO.	FGM	PLAYER NAME	YEARS
10.	625	SHERI SAM	1992-96
	357	SACHA WASHINGTON	2021-Pres.
	340	JORDYN CAMBRIDGE	2019-Pres.

VANDY ALL-TIME 3-PT MADE

NO.	3PM	PLAYER NAME	YEARS
10.	171	RHONDA BLADES	1992-95
	115	IYANA MOORE	2021-Pres.

VANDY ALL-TIME FREE THROWS MADE

NO.	FTM	PLAYER NAME	YEARS
10.	298	ASHLEY MCELHINEY	2000-03
	208	JORDYN CAMBRIDGE	2019-Pres.
	190	SACHA WASHINGTON	2021-Pres.

DORE NOTES

MOVING UP THE STEALS LIST

Jordyn Cambridge's 317 career steals are the second-most in program history. The guard needs 22 more steals to move past Deborah Denton (338; 1986-89) for first on the list.

PIERRE'S ON FIRE

Freshman Khamil Pierre recently had her career-best three-game double-digit scoring streak snapped at Tennessee. The 6-2 forward scored 16 points in back-to-back games at Kentucky (Jan. 11) and vs. Missouri (Jan. 14), then scored 17 points in her most recent outing against Auburn on Jan. 18.

MOORE'S CAREER NIGHT

Junior Iyana Moore scored a career-high 37 points in the 95-73 win at Kentucky on Jan. 11. The guard shot a blistering 82.4 percent, as she went 14-of-17 from the floor at Rupp Arena. Moore also added a season-high seven assists to her stat line at Kentucky, as she contributed to 54.7 percent of Vanderbilt's 95 points scored against the Wildcats. Her 37 points scored at Kentucky are the most points scored by a player in an SEC game this season.

LENDING A HAND

Vanderbilt dished out a season-best 29 assists in the win at Kentucky on Jan. 11. Graduate student Jordyn Cambridge handed out a career-best 12 assists en route to a double-double performance at Rupp Arena. It is the second time that Nashville, Tennessee, native has had double-digit assists in a game, with the first occurrence coming during Cambridge's triple-double performance against Texas A&M in the first round of the 2022 SEC Tournament.

ELITE COMPANY

Graduate student Jordyn Cambridge is one of two SEC players who lead their team in scoring (13.6 ppg), assists (4.3 apg), and steals (3.6 spg). Florida's Aliyah Matharu is the other.

GAME-BY-GAME STARTERS

Team	G	G	G	F	F	Result
Kennesaw State	Cambridge	Oliver	Moore	Makurat	Washington	W, 98-51
at UT Martin	Cambridge	Oliver	Moore	Makurat	Washington	W, 70-68
Fairfield	Cambridge	Oliver	Moore	Pissott	Washington	W, 73-70
Western Kentucky	Cambridge	Oliver	Moore	Pissott	Washington	W, 77-74
Alabama State	Cambridge	Oliver	Moore	Pissott	Washington	W, 88-42
vs. Iowa State	Cambridge	Oliver	Moore	Pissott	Washington	W, 68-53
vs. Northern Iowa	Cambridge	Oliver	Moore	Pissott	Washington	W, 68-64
at NC State	Cambridge	Oliver	Moore	Pissott	Washington	L, 62-70
Louisiana Tech	Cambridge	Oliver	Moore	Pissott	Washington	W, 71-63
at Butler	Cambridge	Oliver	Moore	Pissott	Washington	W, 51-39
Lipscomb	Cambridge	Oliver	Moore	Pissott	Washington	W, 72-50
Dayton	Cambridge	Oliver	Moore	Pissott	Washington	W, 70-53
FDU	Cambridge	Oliver	Moore	Makurat	Washington	W, 73-41
Radford	Cambridge	Moore	Pissott	Pierre	Washington	W, 80-53
at Mississippi St.	Cambridge	Oliver	Moore	Pissott	Washington	W, 71-66
Florida	Cambridge	Oliver	Moore	Pissott	Washington	W, 63-57
at Kentucky	Cambridge	Oliver	Moore	Pissott	Washington	W, 95-73
Missouri	Cambridge	Oliver	Moore	Pissott	Washington	L, 63-65
Auburn	Cambridge	Oliver	Moore	Pissott	Washington	W, 53-50
at Tennessee	Cambridge	Oliver	Moore	Pissott	Washington	L, 64-73
at South Carolina	Cambridge	Oliver	Moore	Pissott	Washington	L, 74-91
Ole Miss	Cambridge	Oliver	Moore	Pissott	Washington	L, 61-67
Alabama	Cambridge	Oliver	Moore	Pissott	Washington	L, 66-74

LINEUP RECORDS

Cambridge/Oliver/Moore/Pissott/Washington	13-6
Cambridge/Oliver/Moore/Makurat/Washington	3-0
Cambridge/Moore/Pissott/Pierre/Washington	1-0

STAT SUPERLATIVES

MOST GAMES PLAYED

110, JORDYN CAMBRIDGE

MOST GAMES STARTED

86, JORDYN CAMBRIDGE

MOST CONSECUTIVE GAMES PLAYED

89, SACHA WASHINGTON

MOST CONSECUTIVE GAMES STARTED

61, SACHA WASHINGTON

GAMES WITH DOUBLE-FIGURE SCORING

	2023-24	CAREER
JORDYN CAMBRIDGE	18	49
IYANA MOORE	14	36
SACHA WASHINGTON	12	42
KHAMIL PIERRE	7	7
JUSTINE PISSOTT [^]	4	5
MADISON GREENE	3	3
AGA MAKURAT	3	3
JORDYN OLIVER*	2	9
RYANNE ALLEN	--	6
JADA BROWN	--	2

GAMES WITH DOUBLE-FIGURE REBOUNDING

	2023-24	CAREER
JORDYN CAMBRIDGE	6	11
SACHA WASHINGTON	6	22
JORDYN OLIVER*	2	3
KHAMIL PIERRE	2	2

GAMES WITH A DOUBLE-DOUBLE

	2023-24	CAREER
JORDYN CAMBRIDGE	6	11
SACHA WASHINGTON	5	18
KHAMIL PIERRE	2	2
JORDYN OLIVER*	1	3

GAMES WITH A TRIPLE-DOUBLE

	2023-24	CAREER
JORDYN CAMBRIDGE	--	1

20-POINT SCORING GAMES

	2023-24	CAREER
IYANA MOORE	5	9
JORDYN CAMBRIDGE	4	6
SACHA WASHINGTON	2	5

30-POINT SCORING GAMES

	2023-24	CAREER
IYANA MOORE	1	2
SACHA WASHINGTON	1	1

CURRENT DOUBLE-DIGIT SCORING STREAK

5, IYANA MOORE

CONSECUTIVE GAMES WITH A 3-POINTER

13, JUSTINE PISSOTT

CONSECUTIVE GAMES WITH AN ASSIST

77, JORDYN CAMBRIDGE

CONSECUTIVE GAMES WITH A BLOCK

2, SACHA WASHINGTON

CONSECUTIVE GAMES WITH A STEAL

2, I. MOORE/J. OLIVER/S. WASHINGTON



DORE NOTES

MS. 300

Jordyn Cambridge recently became just the second Vanderbilt women's basketball player to collect 300 or more steals in their career with 317 career steals. She joins Deborah Denton (1986-89), who holds the school record with 338 career steals.

RALPH'S SUCCESS

Head coach Shea Ralph holds overall career record of Vanderbilt to 45-44 through three seasons at Vanderbilt. Overall, as a player, assistant coach, or head coach, Ralph holds a record of 760-144.

SHOOTING EFFICIENCY

Junior Sacha Washington and graduate student Jordyn Oliver are one of two pairs of SEC teammates who are shooting over 52 percent from the field with 55 or more made field goals this season. With South Carolina's Kamilla Cardoso and Ashlyn Watkins being the other duo.

Washington enters the game ranked fifth in the SEC with a 52.5% shooting percentage. Washington's field goal percentage is the 55th-best in NCAA Division I this season. Oliver is shooting 58.3% (56-of-96) from the field this season, which would be the second-best in the SEC if she had enough shot attempts to qualify.

CO-SEC FRESHMAN OF THE WEEK

Khamil Pierre was named the SEC Co-Freshman of the Week for the week of Jan. 2. The Queen Creek, Arizona, native averaged 10.5 points and 6.0 rebounds in a pair of Commodore wins over Fairleigh Dickinson and Radford. It is the first SEC weekly honor for Pierre, while she is the first Vanderbilt women's basketball player to earn a conference weekly accolade this season.

SUCCESS AGAINST NONCONFERENCE TEAMS

The Commodores have won 15 of their last 16 games against nonconference teams. The lone loss during this stretch is an eight-point loss at No. 5/10 NC State back on Nov. 29. Vanderbilt is 33-12 against non-SEC teams under head coach Shea Ralph.

DOUBLE-DOUBLE DUO

Graduate student Jordyn Cambridge and junior Sacha Washington each collected a double-double in the same game for the second time this season against Dayton. Cambridge scored 22 points and pulled down 10 rebounds, while Washington grabbed 15 caroms to go along with 11 points. The duo also had a double-double at UT Martin back on Nov. 9.

MASTER THIEF

Graduate student Jordyn Cambridge leads the SEC in steals with 83, which is the second-most in NCAA Division I this season. Cambridge's 3.6 steals per game also paces the SEC and is the third-best steals per game average in the nation.

CAMBRIDGE'S 3-POINT IMPROVEMENT

Jordyn Cambridge has displayed an improved set of offensive skills since missing last season due to injury. Cambridge is second on the team with 37 made 3-pointers, which is a new career-high in made 3-point field goals in a season for the Nashville, Tennessee, native. She entered this season making only 30 3-point field goals through her first 87 games of her career. Cambridge is shooting a career-high 32.5% from behind the arc, a 12.1% improvement from her career shooting average from behind the arc entering this season.

LONG RANG OPTIONS

Vanderbilt has six players that have hit 10 or more 3-pointers this season. Sophomore Justine Pissott leads the team with 38 made 3-pointers. Graduate student Jordyn Cambridge has sank 37 trifectas, junior Iyana Moore had made 36 3-pointers, while freshman Aga Makurat has hit 26 3-point field goals. Sophomore RYanne Allen has drilled 10 3-pointers and freshman Madison Greene sank 10 3-pointers on the year prior to her season-ending injury vs. Lipscomb on Dec. 17.

ASSIST-TO-TURNOVER RATIO

The Commodores' assist-to-turnover ratio is 51st best in NCAA Division I at 1.09. Graduate student Jordyn Oliver is seventh in the SEC, and 53rd nationally, at 2.06.

30-POINT PERFORMANCE

Junior Sacha Washington posted her first 30-point performance at any level in the win over Louisiana Tech on Dec. 3, as she scored a career-high 33 points. The 6-2 forward became the first Commodore to have a 30-plus-point performance since Cijaja Harbison's 41-point effort against Texas A&M on Jan. 29, 2023. It is Washington's sixth career game scoring 20 or more points, three of which have come this season. Washington leads Vanderbilt in scoring this season at 16.8 points per game.

SHARING THE BALL

The Commodores have been dishing out the assists this season. Vanderbilt's 15.6 assists per game ranks sixth-best in the SEC, while it is 59th nationally. Graduate student Jordyn Cambridge's 4.3 assists per game is the 87th-best average in NCAA Division I, while it is sixth-best in the SEC.

ESPN.COM TEAM OF THE WEEK

ESPN.com named the Vanderbilt women's basketball team its Team of the Week on Nov. 27 after going undefeated at the South Point Thanksgiving Shootout.

CAMBRIDGE'S PUTTING UP THE POINTS

Graduate student Jordyn Cambridge scored a career-best 28 points in the win over Northern Iowa to close out the South Point Thanksgiving Shootout. It was Cambridge's third career game with 20-plus points.

BIG THREE

Vanderbilt had three players collect a double-double in the 77-74 win over Western Kentucky. Graduate student Jordyn Cambridge had a 13-rebound, 11-point performance, while fellow graduate student Jordyn Oliver posted 15 points and 10 rebounds. Junior Sacha Washington collected her third-straight double-double in the win over the Hilltoppers with a 16-point, 10-rebound effort.

DOUBLE TROUBLE

Junior Sacha Washington and Jordyn Cambridge each recorded a double-double in the win at UT Martin. Washington had a game-high 18 points and 10 rebounds against the Skyhawks, while Cambridge collected 16 points and a game-best 12 caroms.

Washington and Cambridge were also the last two Commodores to record a double-double in the same game before Thursday's performance. The last time they accomplished the feat was March 2, 2022, against Texas A&M in the first round of the SEC Tournament. Cambridge recorded a triple-double with 15 rebounds, 12 points, and 10 assists against the Aggies, while Washington had 12 points and 10 caroms.

OFFENSIVE BARRAGE

The Commodores put up the most points in the Shea Ralph era in Monday's season opener, as Vanderbilt scored 98 points in the 47-point win over Kennesaw State. The 98 points are also the most Vandy has scored in a season-opening game since putting up 102 points against Saint Francis (Pa.) to open the 2004-05 campaign.

IMMEDIATE IMPACT

A total of six players made their Vanderbilt debut in the season-opening win against Kennesaw State. The group made an immediate impact for the Commodores, as they scored a combined 51 points. Freshman Khamil Pierre led the newcomers with 14 points, while Justine Pissott, a transfer from Tennessee, tallied 12 points. Freshman Madison Greene came off the bench and scored nine points, while freshman Aga Makurat and Duke transfer Jordyn Oliver, a transfer from Duke, each registered eight points in a starting role.

PACING THE SEC

Jordyn Cambridge enters the 2023-24 season as the SEC's active leader in steals with 290. The 5-9 guard also has the second-most assists among active SEC players with 250 career assists.





DORE NOTES

WELCOME BACK

Graduate student Jordyn Cambridge and junior Iyana Moore each had a double-digit scoring performance in their first game back from injury. Each player scored 11 points in the season-opening win against Kennesaw State, which was their first game played for Vanderbilt in 592 days.

PRESEASON SEC HONORS FOR CAMBRIDGE

The media named graduate student Jordyn Cambridge to the 2023-24 Preseason All-SEC second team. The 5-9 guard returns after missing the 2022-23 season due to injury. The last time she was on the court, Cambridge averaged a career-best 10.7 points, 4.4 assists, and 3.9 steals per game during the 2021-22 campaign. The two-time All-SEC defensive team selection holds Vanderbilt's single-season record for steals, collecting 129 steals during the 2021-22 season.

RETURNING FIRE POWER

Vanderbilt has a pair of double-digit scorers returning to the roster that missed the 2022-23 season, with graduate student Jordyn Cambridge and junior Iyana Moore being granted a new bill of health this season. The duo averaged a combined 23.4 points per game in their last healthy season on the court in 2021-22. Moore chipped in 12.7 points per game en route to an All-SEC Freshman Team selection, while Cambridge was putting up 10.7 points per contest and earned a spot on the 2021-22 All-SEC Defensive Team. Junior Sacha Washington also brings back 11.1 points and a team-best 7.4 rebounds per game from a season ago.

A TRIPLE-DOUBLE THREAT

Graduate student Jordyn Cambridge is just one of two SEC players heading into the 2023-24 season that has recorded a triple-double in their career. Cambridge's triple-double performance came in the first round of the 2022 SEC Women's Basketball Tournament, where she had 15 rebounds, 13 points, and 10 assists vs. Texas A&M. She is just the second player in SEC history to post a triple-double at the SEC Tournament, joining Georgia's Terese Edwards Georgia (1986).

INCOMING TRANSFERS

Vanderbilt landed two players out of the transfer portal this offseason, as head coach Shea Ralph and the Commodores welcome in graduate student Jordyn Oliver from Duke and sophomore Justine Pissott from Tennessee. Both are former McDonald's All-American selections, with Oliver earning the honor back in 2019 and Pissott being selected to the 2022 team. Both players bring NCAA Tournament experience to Memorial Gym, as Oliver and Pissott helped their respective programs collect a win in last season's NCAA Tournament.

SEC PROJECTIONS

Vanderbilt will be out to prove the preseason prognosticators wrong this year. The Commodores were selected to finish 13th in the SEC Preseason Coaches Poll and 14th in the SEC Media Poll.





2023-24 STATISTICAL RANKINGS

Statistic	RANKING		
	NCAA D-1	SEC	Value
Assist/Turnover Ratio (348 ranked)	51	5	1.09
Assists Per Game (348 ranked)	59	6	15.6
Bench Points Per Game (348 ranked)	155	8	19.0
Blocks Per Game (348 ranked)	86	8	3.8
Field Goal Percentage (348 ranked)	106	8	42.5
Field Goal Percentage Defense (348 ranked)	154	11	39.8
Fouls Per Game (348 ranked)	104	6	15.8
Free Throw Attempts Per Game (348 ranked)	172	13	16.57
Free Throw Percentage (348 ranked)	167	6	70.9
Free Throws Made Per Game (348 ranked)	172	12	11.74
Rebound Margin (348 ranked)	107	8	3.3
Rebounds (Defensive) Per Game (348 ranked)	200	13	24.7
Rebounds (Offensive) Per Game (348 ranked)	64	7	13.3
Rebounds Per Game (348 ranked)	117	11	38.09
Scoring Defense (348 ranked)	108	6	61.2
Scoring Margin (348 ranked)	71	6	9.7
Scoring Offense (348 ranked)	94	10	70.9
Steals Per Game (348 ranked)	35	3	10.4
Three Point Attempts Per Game (348 ranked)	132	5	20.3
Three Point Percentage (348 ranked)	71	5	34.0
Three Point Percentage Defense (348 ranked)	85	5	28.9
Three Pointers Per Game (348 ranked)	97	5	6.9
Turnover Margin (348 ranked)	51	3	3.65
Turnovers Forced Per Game (348 ranked)	92	4	17.96
Turnovers Per Game (348 ranked)	81	5	14.3
Winning Percentage (348 ranked)	53	5	73.9

Individual	RANKINGS		
	NCAA D-1	SEC	Value
Jordyn Cambridge			
Assist/Turnover Ratio	126	11	1.61
Assists	66	4	100
Assists Per Game	87	6	4.3
Field Goal Attempts	132	11	278
Free Throw Percentage	153	9	79.0
Minutes Per Game	93	2	34.20
Points Scored	184	15	313
Steals	2	1	83
Steals Per Game	3	1	3.61
Sacha Washington			
Blocks	44	8	39
Blocks Per Game	57	8	1.70
Field Goal Percentage	55	4	52.5
Rebounds	85	9	175
Rebounds Per Game	134	10	7.6
Steals	125	11	42
Steals Per Game	172	12	1.83
Iyana Moore			
Free Throw Percentage	95	5	82.4
Jordyn Oliver			
Assist/Turnover Ratio	53	7	2.06

2023-24 SEC PLAYERS OF THE WEEK

Week	Player	Week	Player
11-14	Kamilla Cardoso, SC	01-30	Jerkaila Jordan, MSU
11-21	Madison Scott, MISS		Kamilla Cardoso, USC
	Raven Johnson, SC	02-06	Sarah Ashlee Barker, UA
11-28	Aneesah Morrow, LSU		Jewel Spear, UT
12-05	Ajae Petty, UK		
12-11	Te-Hina PaoPao, SC		
12-26	Lauren Park-Lane, MSU		
01-02	Darrione Rogers, MSU		
01-09	Rickea Jackson, UT		
01-16	Honesty Scott-Grayson, AU		
	Jessika Carter, MSU		
01-23	Angel Reese, LSU		

2023-24 SEC FRESHMEN OF THE WEEK

Week	Player	Week	Player
11-14	Savannah Scott, AU	01-16	Khamil Pierre, VU
11-21	Taliah Scott, ARK	01-23	Milaysia Fulwiley, SC
11-28	Essence Cody, ALA		Mikaylah Williams, LSU
	Taliah Scott, ARK	01-30	Essence Cody, Ala
12-05	Taliah Scott, ARK		Mjracle Sheppard, MSU
12-11	Taliah Scott, ARK	02-06	Milaysia Fulwiley, SC
12-26	Taliah Scott, ARK		
01-02	Khamil Pierre, VU		
	Quanirah Montague, MSU		
01-09	Mikaylah Williams, LSU		

LEADERS & MISCELLANEOUS STATS

Leading Scorer - Season Jordyn Cambridge - 13.6 ppg	Ind. High Rebounds - Game Sacha Washington - 17 reb (Nov. 12, 2023 - Fairfield)	Largest Halftime Lead 37 pts - 66-29 Nov. 6, 2023 - vs. Kennesaw State
Leader in FG% - Season Jordyn Oliver - 58.3%	Ind. High FT-M - Game Sacha Washington - 10 FTM (2x) (Last: Nov. 20, 2023 - Alabama State)	Largest Halftime Deficit 9 pts - 35-26 Nov. 29, 2023 - at NC State
Leader in FT% - Season Iyana Moore - 82.4%	Ind. High 3-Pt FG-M - Game Aga Makurat - 5 3-Pt FGM (Nov. 15, 2023 - Western Kentucky)	Largest Vandy Lead 51 pts - 80-29 Nov. 6, 2023 - vs. Kennesaw State
Leader in 3-P FG% - Season Justine Pissott - 37.6%	Leader in 3-P FG-M - Season Justine Pissott - 38 3-Pt FGM	Largest Vandy Deficit 26 pts - 62-36 Nov. 29, 2023 - at NC State
Leading Rebounder - Season Sacha Washington - 7.6 rpg	Leader in Assists - Season Jordyn Cambridge - 4.3 apg	Longest Scoring Run 19-0 Nov. 6, 2023 - vs. Kennesaw State
Leader in Blocks - Season Sacha Washington - 1.7 bpg	Ind. High Assists - Game Jordyn Cambridge - 12 ast (Jan. 11, 2024 - at Kentucky)	Longest Opp. Scoring Run 14-0 Feb. 5, 2024 - Alabama
Leader in Steals - Season Jordyn Cambridge - 3.6 spg	Ind. High Blocks - Game Sacha Washington - 6 blk (Dec. 20, 2023 - Dayton)	Largest 1st Half Deficit in a Win 9 pts - 9-0 Jan. 18, 2024 - vs. Auburn
20-Pt Scoring Games Iyana Moore, 4	Ind. High Steals - Game Sacha Washington - 8 stl (Dec. 3, 2023 - Louisiana Tech)	Largest 2nd Half Deficit in a Win 12 Nov. 9, 2023 - at UT Martin
30-Pt Scoring Games Iyana Moore, 1 Sacha Washington, 1	Ind. High Points - Game Iyana Moore - 37 pts (Jan. 11, 2024 - at Kentucky)	
	Largest Margin of Victory 47 pts - 98-51 Nov. 6, 2023 - vs. Kennesaw State	

SCORING HIGH-LOW QUARTERS

Most 1st Quarter Points36 - vs. Alabama State
Nov. 20, 2023**Most 1st Quarter Points (SEC Games)**23 - at Kentucky
Jan. 11, 2024**Most 2nd Quarter Points**35 - vs. Kennesaw State
Nov. 6, 2023**Most 2nd Quarter Points (SEC Games)**31 - at Kentucky
Jan. 11, 2024**Most 3rd Quarter Points**30 - at Kentucky
Jan. 11, 2024**Most 3rd Quarter Points (SEC Games)**30 - at Kentucky
Jan. 11, 2024**Most 4th Quarter Points**26 - vs. NC State
Nov. 29, 2023**Most 4th Quarter Points (SEC Games)**25 - at South Carolina
Jan. 28, 2024**Fewest 1st Quarter Points**6 (2x) - Last: Auburn
Jan. 18, 2024**Fewest 1st Quarter Points (SEC Games)**6 - Auburn
Jan. 18, 2024**Fewest 2nd Quarter Points**8 - vs. Alabama State
Nov. 20, 2023**Fewest 2Q Points (SEC Games)**13 - at South Carolina
Jan. 28, 2024**Fewest 3rd Quarter Points**9 - vs. Dayton
Dec. 20, 2023**Fewest 3rd Quarter Points (SEC Games)**14 - at Tennessee
Jan. 21, 2024**Fewest 4th Quarter Points**13 - vs. Northern Iowa
Nov. 25, 2023**Fewest 4th Quarter Points (SEC Games)**11 - Missouri
Jan. 16, 2024



2023-24 OVERALL STATS

Game Records

Record	Overall	Home	Away	Neutral
ALL GAMES	17-6	11-3	4-3	2-0
CONFERENCE	4-5	2-3	2-2	0-0
NON-CONFERENCE	13-1	9-0	2-1	2-0

Score by Periods

Team	1st	2nd	3rd	4th	OT	TOT
Vanderbilt	397	409	419	406	0	1631
Opponents	310	304	409	384	0	1407

Team Box Score

No.	Player				Total		3-Point		F-Throw		Rebounds				PF DQ		A TO BLK STL				PTS	AVG
		GP-GS	MIN	AVG	FG-FGA	FG%	3FG-3FGA	3FG%	FT-FTA	FT%	OFF	DEF	TOT	AVG	PF	DQ	A	TO	BLK	STL	PTS	AVG
3	CAMBRIDGE, Jordyn	23-23	786:33	34.2	106-278	.381	37-114	.325	64-81	.790	41	108	149	6.5	57	2	100	62	6	83	313	13.6
23	MOORE, Iyana	23-23	721:24	31.4	101-252	.401	36-108	.333	61-74	.824	22	53	75	3.3	53	0	61	49	1	29	299	13.0
35	WASHINGTON, Sacha	23-23	660:19	28.7	117-223	.525	0-0	.000	60-98	.612	72	103	175	7.6	59	3	33	60	39	42	294	12.8
12	PIERRE, Khamil	23-1	366:27	15.9	72-161	.447	1-5	.200	35-57	.614	42	60	102	4.4	53	2	16	34	9	19	180	7.8
13	PISSOTT, Justine	23-20	485:32	21.1	58-163	.356	38-101	.376	9-13	.692	9	41	50	2.2	39	1	18	26	11	4	163	7.1
4	GREENE, Madison	11-0	217:11	19.7	31-73	.425	10-28	.357	4-6	.667	5	11	16	1.5	22	0	13	14	0	15	76	6.9
11	OLIVER, Jordyn	22-22	624:60	28.4	56-96	.583	1-2	.500	12-18	.667	43	75	118	5.4	26	0	70	34	7	26	125	5.7
24	MAKURAT, Aga	23-3	370:45	16.1	39-102	.382	26-70	.371	10-12	.833	9	26	35	1.5	20	0	16	25	12	8	114	5.0
5	ALLEN, Ryanne	20-0	140:02	7.0	14-37	.378	10-29	.345	9-12	.750	6	16	22	1.1	13	0	13	5	0	6	47	2.4
14	MITCHELL, Aiyana	11-0	37:21	3.4	3-8	.375	0-0	.000	2-4	.500	4	5	9	0.8	6	0	0	3	2	0	8	0.7
21	LACHANCE, Bella	15-0	126:59	8.5	3-9	.333	0-3	.000	4-6	.667	2	14	16	1.1	9	0	13	4	1	7	10	0.7
2	BROWN, Jada	10-0	62:30	6.2	1-11	.091	0-8	.000	0-0	.000	1	8	9	0.9	6	0	5	4	0	1	2	0.2
Team											51	49	100					9				
Total		23	4600		601-1413	.425	159-468	.340	270-381	.709	307	569	876	38.1	363	8	358	329	88	240	1631	70.9
Opponents		23	4600		518-1302	.398	140-485	.289	231-326	.709	252	549	801	34.8	387	11	283	413	68	168	1407	61.2

Team Statistics

	VANDY	OPP
Scoring	1631	1407
Points per game	70.9	61.2
Scoring margin	+9.7	-
Field goals-att	601-1413	518-1302
Field goal pct	.425	.398
3 point fg-att	159-468	140-485
3-point FG pct	.340	.289
3-pt FG made per game	6.9	6.1
Free throws-att	270-381	231-326
Free throw pct	.709	.709
F-Throws made per game	11.7	10.0
Rebounds	876	801
Rebounds per game	38.1	34.8
Rebounding margin	+3.3	-
Assists	358	283
Assists per game	15.6	12.3
Turnovers	329	413
Turnovers per game	14.3	18.0
Turnover margin	+3.7	-
Assist/turnover ratio	1.1	0.7
Steals	240	168
Steals per game	10.4	7.3
Blocks	88	68
Blocks per game	3.8	3.0
Winning streak	0	-
Home win streak	0	-
Attendance	31127	43048
Home games-Avg/Game	14-2223	7-6150
Neutral site-Avg/Game	-	2-232

Team Results

Date	Opponent		Score	Att.
11/06/2023	Kennesaw St.	W	98-51	2943
11/09/2023	at UT Martin	W	70-68	1987
11/12/2023	Fairfield	W	73-70	1886
11/15/2023	Western Ky.	W	77-74	1642
11/20/2023	Alabama St.	W	88-42	1612
11/24/2023	vs Iowa St.	W	68-53	235
11/25/2023	vs UNI	W	68-64	228
11/29/2023	at NC State	L	62-70	5500
12/03/2023	Louisiana Tech	W	71-63	1829
12/07/2023	at Butler	W	51-39	873
12/17/2023	Lipscomb	W	72-50	2258
12/20/2023	Dayton	W	70-53	1855
12/29/2023	FDU	W	73-41	1960
12/31/2023	Radford	W	80-53	1834
01/04/2024	at Mississippi St.	W	71-66	4261
01/07/2024	Florida	W	63-57	4737
01/11/2024	at Kentucky	W	95-73	3339
01/14/2024	Missouri	L	63-65	2560
01/18/2024	Auburn	W	53-50	1848
01/21/2024	at Tennessee	L	64-73	9088
01/28/2024	at South Carolina	L	74-91	18000
02/01/2024	Ole Miss	L	61-67	2106
02/05/2024	Alabama	L	66-74	2057



2023-24 SEC STATS

Game Records

Record	Overall	Home	Away	Neutral
ALL GAMES	4-5	2-3	2-2	0-0
CONFERENCE	4-5	2-3	2-2	0-0
NON-CONFERENCE	0-0	0-0	0-0	0-0

Score by Periods

Team	1st	2nd	3rd	4th	OT	TOT
Vanderbilt	130	152	174	154	0	610
Opponents	131	138	179	168	0	616

Team Box Score

No.	Player	Total			3-Point			F-Throw		Rebounds				Other Stats								
		GP-GS	MIN	AVG	FG-FGA	FG%	3FG-3FGA	3FG%	FT-FTA	FT%	OFF	DEF	TOT	AVG	PF	DQ	A	TO	BLK	STL	PTS	AVG
23	MOORE, Iyana	9-9	344:04	38.2	56-117	.479	22-54	.407	35-36	.972	4	28	32	3.6	22	0	28	24	0	12	169	18.8
3	CAMBRIDGE, Jordyn	9-9	304:08	33.8	36-107	.336	13-47	.277	21-25	.840	7	34	41	4.6	29	2	36	32	3	19	106	11.8
12	PIERRE, Khamil	9-0	174:07	19.3	35-75	.467	1-5	.200	20-33	.606	17	33	50	5.6	22	1	7	18	2	8	91	10.1
35	WASHINGTON, Sacha	9-9	260:47	29.0	34-77	.442	0-0	.000	22-35	.629	20	35	55	6.1	26	3	10	21	15	11	90	10.0
13	PISSOTT, Justine	9-9	212:26	23.6	22-58	.379	16-42	.381	0-0	.000	2	23	25	2.8	14	1	5	14	5	2	60	6.7
11	OLIVER, Jordyn	9-9	281:49	31.3	19-37	.514	0-1	.000	4-6	.667	18	28	46	5.1	14	0	29	17	3	14	42	4.7
24	MAKURAT, Aga	9-0	132:31	14.7	12-32	.375	9-26	.346	2-2	1.000	4	8	12	1.3	4	0	6	10	4	3	35	3.9
5	ALLEN, RYANNE	8-0	32:54	4.1	3-8	.375	3-8	.375	0-2	.000	0	3	3	0.4	5	0	0	2	0	0	9	1.1
14	MITCHELL, Aiyana	3-0	10:29	3.5	1-2	.500	0-0	.000	1-2	.500	2	0	2	0.7	2	0	0	1	1	0	3	1.0
21	LACHANCE, Bella	7-0	44:25	6.3	1-1	1.000	0-0	.000	3-4	.750	0	6	6	0.9	6	0	3	1	0	0	5	0.7
2	BROWN, Jada	2-0	02:19	1.2	0-1	.000	0-0	.000	0-0	.000	0	0	0	0.0	1	0	0	0	0	0	0	0.0
Team											24	20	44					5				
Total		9	1800		219-515	.425	64-183	.350	108-145	.745	98	218	316	35.1	145	7	124	145	33	69	610	67.8
Opponents		9	1800		227-526	.432	47-158	.297	115-154	.747	96	211	307	34.1	143	5	110	132	32	77	616	68.4

Team Statistics

	VANDY	OPP
Scoring	610	616
Points per game	67.8	68.4
Scoring margin	-0.7	-
Field goals-att	219-515	227-526
Field goal pct	.425	.432
3 point fg-att	64-183	47-158
3-point FG pct	.350	.297
3-pt FG made per game	7.1	5.2
Free throws-att	108-145	115-154
Free throw pct	.745	.747
F-Throws made per game	12.0	12.8
Rebounds	316	307
Rebounds per game	35.1	34.1
Rebounding margin	+1.0	-
Assists	124	110
Assists per game	13.8	12.2
Turnovers	145	132
Turnovers per game	16.1	14.7
Turnover margin	-1.4	-
Assist/turnover ratio	0.9	0.8
Steals	69	77
Steals per game	7.7	8.6
Blocks	33	32
Blocks per game	3.7	3.6
Winning streak	0	-
Home win streak	0	-
Attendance	13308	34688
Home games-Avg/Game	5-2662	4-8672
Neutral site-Avg/Game	-	0-0

Team Results

Date	Opponent		Score	Att.
01/04/2024	at Mississippi St.	W	71-66	4261
01/07/2024	Florida	W	63-57	4737
01/11/2024	at Kentucky	W	95-73	3339
01/14/2024	Missouri	L	63-65	2560
01/18/2024	Auburn	W	53-50	1848
01/21/2024	at Tennessee	L	64-73	9088
01/28/2024	at South Carolina	L	74-91	18000
02/01/2024	Ole Miss	L	61-67	2106
02/05/2024	Alabama	L	66-74	2057



2023-24 GAME LEADERS

OPPONENT	DATE	SCORE	W/L	POINTS	REBOUNDS	ASSISTS	STEALS	BLOCKS
Kennesaw State	11-06-23	98-51	W	Washington (16)	Allen/Pierre/Washington (6)	Cambridge (7)	Cambridge (5)	Makurat/Pierre (2)
at UT Martin	11-09-23	70-68	W	Washington (18)	Cambridge (12)	Cambridge (6)	Cambridge (4)	Pissott/Washington (2)
Fairfield	11-12-23	73-70	W	Moore (25)	Washington (17)	Washington (7)	Cambridge (5)	N/A
Western Kentucky	11-15-23	77-74	W	Makurat (18)	Cambridge (13)	Cambridge (8)	Washington (5)	Washington (4)
Alabama State	11-20-23	88-42	W	Washington (24)	Washington (7)	Cambridge (7)	Cambridge (5)	Pierre (2)
vs. Iowa State	11-24-23	68-53	W	Moore (21)	Cambridge (11)	Cambridge/Moore/Oliver (3)	Washington (3)	Oliver/Washington (1)
vs. Northern Iowa	11-25-23	68-64	W	Cambridge (28)	Oliver (11)	Oliver (6)	Cambridge (7)	4 Tied w/ 1
at NC State	11-29-23	70-62	L	Cambridge (15)	Oliver (8)	Greene (4)	Cambridge (5)	Washington (5)
Louisiana Tech	12-03-23	71-63	W	Washington (33)	Cambridge (10)	Oliver (6)	Washington (8)	Washington (2)
at Butler	12-07-23	51-39	W	Cambridge (12)	Washington (9)	Moore/Oliver (4)	Cambridge (4)	Oliver/Washington (1)
Lipscomb	12-17-23	72-50	W	Cambridge (23)	Cambridge (14)	Cambridge (5)	Cambridge (4)	4 Tied w/ (1)
Dayton	12-20-23	70-53	W	Cambridge (22)	Washington (15)	Cambridge/Oliver/Washington (3)	Cambridge (5)	Washington (6)
FDU	12-29-23	73-41	W	Moore/Washington (14)	Pierre/Washington (7)	Cambridge (6)	Cambridge/Oliver (3)	Pissott (1)
Radford	12-31-23	80-53	W	Cambridge (18)	Washington (9)	Cambridge (5)	Cambridge (8)	Makurat (2)
at Mississippi State	01-04-24	71-66	W	Moore (29)	Oliver (9)	Cambridge (4)	Oliver (4)	Washington (3)
Florida	01-07-24	63-57	W	Cambridge (24)	Cambridge (8)	Cambridge (3)	4 Tied/ 3	Makurat (3)
at Kentucky	01/11/24	95-73	W	Moore (37)	Pierre/Washington (6)	Cambridge (12)	Cambridge/Moore (3)	5 Tied w/ 1
Missouri	01/14/24	65-63	L	Pierre (16)	Pierre (12)	Moore (5)	4 Tied w/ 2	Washington (2)
Auburn	01/18/24	53-50	W	Pierre (17)	Pierre (10)	Cambridge/Oliver (3)	Cambridge (3)	Washington (4)
at Tennessee	01/21/24	73-64	L	Moore (19)	Cambridge/Washington (6)	Moore/Oliver (5)	Cambridge (3)	Cambridge (2)
at South Carolina	01/28/24	91-74	L	Makurat/Washington (18)	Makurat/Washington (7)	Cambridge (8)	Cambridge (2)	Pissott (2)
Ole Miss	02/01/24	67-61	L	Moore (18)	Cambridge/Washington (6)	Oliver (7)	Oliver (3)	Makurat/Pissott/Washington (1)
Alabama	02/05/24	74-66	L	Moore/Washington (16)	Washington (10)	Moore (5)	Washington (2)	Oliver/Washington (2)

POINTS	REBOUNDS	ASSISTS	STEALS	BLOCKS
Moore 8 (5-3)	Washington 12 (8-4)	Cambridge 14 (13-1)	Cambridge 17 (13-4)	Washington 14 (10-4)
Cambridge 7 (6-1)	Cambridge 8 (6-2)	Oliver 8 (7-1)	Oliver 5 (3-2)	Makurat 6 (5-1)
Washington 7 (5-2)	Pierre 5 (4-1)	Moore 5 (2-3)	Washington 4 (3-1)	Pissott 5 (3-2)
Pierre 2 (1-1)	Oliver 3 (3-1)	Washington 2 (2-0)	Moore 2 (1-1)	Pierre 4 (4-0)
Makurat 2 (1-1)	Allen 1 (1-0)	Greene 1 (0-1)	Pierre 2 (1-1)	Cambridge 4 (3-1)
	Makurat 1 (0-1)		Greene 1 (0-1)	Oliver 3 (3-0)
				Mitchell 2 (2-0)

GAME-BY-GAME STATS

Opponent	Date	Score	W/L	Total		3-Pointers		Free throws		Rebounds				PF				PTS		AVG
				FG-FGA	PCT	3FG-3FGA	PCT	FT-FTA	PCT	OFF	DEF	TOT	AVG	PF	A	TO	BLK	STL	PTS	
Kennesaw St.	11/06/2023	98-51	W	31-66	.470	10-24	.417	26-31	.839	13	26	39	39.0	15	22	9	6	12	98	98.0
at UT Martin	11/09/2023	70-68	W	28-69	.406	7-21	.333	7-12	.583	22	23	45	42.0	11	19	12	7	9	70	84.0
Fairfield	11/12/2023	73-70	W	23-59	.390	5-20	.250	22-33	.667	17	20	37	40.3	16	14	13	0	15	73	80.3
Western Ky.	11/15/2023	77-74	W	25-66	.379	9-25	.360	18-29	.621	23	27	50	42.8	15	17	19	5	12	77	79.5
Alabama St.	11/20/2023	88-42	W	35-59	.593	7-17	.412	11-17	.647	8	24	32	40.6	19	25	16	3	16	88	81.2
vs Iowa St.	11/24/2023	68-53	W	23-61	.377	7-28	.250	15-16	.938	9	28	37	40.0	16	13	8	2	10	68	79.0
vs UNI	11/25/2023	68-64	W	28-64	.438	7-17	.412	5-13	.385	12	27	39	39.9	20	15	10	4	12	68	77.4
at NC State	11/29/2023	62-70	L	23-67	.343	7-21	.333	9-10	.900	12	23	35	39.3	23	11	13	7	12	62	75.5
Louisiana Tech	12/03/2023	71-63	W	29-65	.446	5-22	.227	8-14	.571	16	18	34	38.7	16	22	15	2	15	71	75.0
at Butler	12/07/2023	51-39	W	22-64	.344	0-9	.000	7-12	.583	21	20	41	38.9	12	12	12	2	12	51	72.6
Lipscomb	12/17/2023	72-50	W	30-71	.423	5-16	.313	7-11	.636	15	32	47	39.6	10	10	7	4	8	72	72.5
Dayton	12/20/2023	70-53	W	26-54	.481	9-16	.563	9-16	.563	13	28	41	39.8	13	16	20	8	10	70	72.3
FDU	12/29/2023	73-41	W	26-61	.426	7-25	.280	14-17	.824	17	28	45	40.2	17	16	17	1	11	73	72.4
Radford	12/31/2023	80-53	W	33-72	.458	10-24	.417	4-5	.800	11	27	38	40.0	15	22	13	4	17	80	72.9
at Mississippi St.	01/04/2024	71-66	W	27-55	.491	7-20	.350	10-10	1.000	9	26	35	39.7	15	15	20	3	9	71	72.8
Florida	01/07/2024	63-57	W	18-51	.353	4-13	.308	23-30	.767	11	28	39	39.6	14	8	25	5	15	63	72.2
at Kentucky	01/11/2024	95-73	W	38-65	.585	9-18	.500	10-11	.909	12	27	39	39.6	15	29	13	5	8	95	73.5
Missouri	01/14/2024	63-65	L	22-58	.379	6-23	.261	13-18	.722	13	31	44	39.8	17	12	14	3	8	63	72.9
Auburn	01/18/2024	53-50	W	18-47	.383	4-19	.211	13-17	.765	6	29	35	39.6	14	10	21	5	6	53	71.9
at Tennessee	01/21/2024	64-73	L	25-60	.417	9-24	.375	5-6	.833	7	18	25	38.9	17	14	15	3	7	64	71.5
at South Carolina	01/28/2024	74-91	L	27-67	.403	8-25	.320	12-13	.923	15	20	35	38.7	14	13	9	2	3	74	71.6
Ole Miss	02/01/2024	61-67	L	21-53	.396	8-17	.471	11-21	.524	11	18	29	38.2	18	10	16	3	8	61	71.1
Alabama	02/05/2024	66-74	L	23-59	.390	9-24	.375	11-19	.579	14	21	35	38.1	21	13	12	4	5	66	70.9
Total		1631		601-1413	.425	159-468	.340	270-381	.709	307	569	876	38.1	363	358	329	88	240	1631	70.9
Opponents		1407		518-1302	.398	140-485	.289	231-326	.709	252	549	801	34.8	387	283	413	68	168	1407	61.2



GAME COMPARISONS

Opponent	1st	2nd	3rd	4th	Final	Mar	Total FG	FG Pct	3-Pointers	3FG Pct	Free Throws	FT Pct	Rbds	Mar	Ast	TOver	Block	Steal	Fouls
Kennesaw State	31-8	35-21	17-8	15-14	98-51	+47	31-66/21-63	.470/.333	10-24/6-12	.417/.250	26-31/6-12	.839/.500	39/42	-3	22/8	9/24	6/3	12/3	15/26
at UT Martin	13-18	13-12	24-25	20-13	70-68	+2	28-69/28-58	.406/.483	7-21/11-28	.333/.393	7-12/ 1-4	.583/.250	45/30	+15	19/22	12/14	7/3	9/6	11/15
Fairfield	22-17	16-13	21-15	14-25	73-70	+3	23-59/26-52	.390/.500	5-20/10-31	.250/.323	22-33/8-10	.667/.800	37/31	+6	14/19	13/26	0/2	15/4	16/24
Western Kentucky	18-16	13-12	23-25	23-21	77-74	+3	25-66/26-57	.379/.456	9-25/ 12-32	.360/.375	18-29/10-12	.621/.833	50/29	+21	17/14	19/18	5/5	12/8	15/22
Alabama State	36-10	8-8	20-16	24-8	88-42	+46	35-59/ 13-51	.593/.255	7-17/5-11	.412/.455	11-17/11-20	.647/.550	32/38	-6	24/8	16/25	3/3	15/10	19-19
vs. Iowa State	11-12	17-4	15-24	25-13	68-53	+15	23-61/22-58	.377/.379	7-28/4-21	.250/.190	15-16/5-10	.938/.500	37/38	-1	13/19	8/16	10/3	2/2	16/15
vs. Northern Iowa	17-12	21-11	17-19	13-22	68-64	+4	28-64/22-53	.438/.415	7-17/7-28	.412/.250	5-13/13-16	.385/.813	39/34	+5	15/13	10/17	4/2	12/5	20/15
at NC State	11-13	15-22	10-19	26-16	62-70	-8	23-67/23-59	.343/.390	7-21/6-18	.333/.333	9-10/ 18-30	.900/.600	35/50	-15	11/11	13/15	7/7	12/6	23/15
Louisiana Tech	19-16	11-10	24-15	17-22	71-63	+8	29-65/24-49	.446/.490	5-22/4-16	.227/.250	8-14/11-14	.571/.786	34/31	+3	22/14	15/24	2/4	15/10	16/13
at Butler	6-7	14-4	15-18	16-10	51-39	+12	22-64/14- 44	.344/.318	0-9/7-25	.000/.280	7-12/ 4-4	.538/ 1.000	41/31	+10	12/9	12/24	2/1	12/10	12/17
Lipscomb	15-10	24-11	13-17	20-12	72-50	+22	30-71/19/64	.423/.297	5-16/6-28	.313/.214	7-11/6-9	.636/.667	47/42	+5	10/19	7/12	4/1	8/4	10/13
Dayton	17-17	25-9	9-15	19-12	70-53	+17	26-54/19-61	.481/.311	9-16/7-23	.563/.304	9-16/8-10	.563/.800	41/30	+11	16/10	20/19	8/1	10/9	15/13
FDU	23-9	28-11	12-7	10-14	73-41	+32	26-61/15-51	.426/.294	7-25/7- 35	.280/.200	14-17/4-7	.824/.571	45/30	+15	16/8	17/22	1/1	11/7	17/23
Radford	28-14	17-18	25-7	10-14	80-53	+27	33- 72/19-56	.458/.339	10-24/4-19	.417/.211	4-5/11-14	.800/.786	38/38	--	22/8	13/24	4/1	17/6	15/12
at Mississippi State	18-14	18-19	20-17	15-16	71-66	+5	27-55/25-58	.491/.431	7-20/6-20	.350/.300	10-10/10-12	1.000/.833	35/28	+7	15/14	20/14	3/6	9/13	15/14
Florida	11-19	15-7	16-19	21-12	63-57	+6	18-51/23-59	.353/.390	4-13/3-16	.308/.188	23-30/8-10	.767/.800	39/34	+5	8/8	25/24	4/5	15/17	14/23
at Kentucky	23-13	21-21	30-19	21-20	95-73	+23	38-65/27-67	.585/.403	9-18/5-19	.500/.263	10-11/14-22	.909/.636	39/32	+7	29/11	13/14	5/3	8/7	15/14
Missouri	14-13	15-11	23-20	11-21	63-65	-2	22-58/25-55	.379/.455	6-23/9-22	.261/.409	13-18/6-11	.722/.545	44/28	+16	12/14	14/10	3/2	8/10	17/14
Auburn	6-9	16-14	18-18	13-9	53-50	+3	18-47/21-59	.383/.356	4-19/ 1-13	.211/.077	13-17/7-12	.765/.583	35/34	+1	10/12	21/15	5/2	6/9	14/18
at Tennessee	17- 20	16-13	14-18	17-22	64-73	-9	25-60/26-55	.417/.473	9-24/4-15	.375/.267	5-6/17-18	.833/.944	25/35	-10	14/16	15/19	3/0	7/7	17/10
at South Carolina	17-18	13-24	19-25	25-24	74-91	-17	27-67/35-68	.403/.515	8-25/7-23	.320/.304	12-13/14-18	.923/.778	35/37	-2	13/20	9/6	2/7	3/3	14/13
Ole Miss	12-9	17-21	15-21	17-16	61-67	-6	21-53/22-51	.396/.431	8-17/3- 10	.471/.300	11-21/ 20-24	.524/.833	29/39	-10	10/3	16/18	3/3	8/5	18/22
Alabama	12-16	21-8	19-22	14-28	66-74	-8	23-59/23-54	.390/.426	9-24/9-20	.375/.450	11-19/19-27	.579/.704	35/40	-5	13/12	12/12	4/5	5/6	21/15
SEASON TOTAL	397-310	409-304	419-409	406-384	1631-1407	+224	601-1413/518-1302	.425/.398	159-468/140-485	.340/.289	270-381/231-326	.709/.709	876/801	+75	358/283	329/413	88/68	240/168	363/387
SEASON AVG	17.3-13.5	17.8-13.2	18.2-17.8	17.7-16.7	70.9-61.2	+9.7	26.1-61.4/22.5-56.6		6.9-20.3/6.1-21.1		11.7-16.6/10.0-14.2		38.1/34.8	+3.3	15.6/12.3	14.3/18.0	3.8/3.0	10.4/7.3	15.8/16.8

KEY - SEASON HIGH | SEASON LOW

2023-24 GAME HIGHS & LOWS

HIGHS

Points	98	Kennesaw State (11/06/23)
FG Made	38	at Kentucky (01/11/24)
FG Attempts	72	Radford (12/31/23)
3-Pt FG Made	10	Kennesaw State (11/06/23)
		Radford (12/31/23)
3-PT FG Attempts	28	vs. Iowa State (11/24/23)
FT Made	26	Kennesaw State (11/06/23)
FT Attempts	33	Fairfield (11/12/23)
Rebounds	50	Western Kentucky (11/15/23)
Assists	29	at Kentucky (01/11/24)
Steals	17	Radford (12/31/23)
Blocks	10	vs. Iowa State (11/24/23)
Turnovers	25	Florida (01/07/24)
Fouls	23	at NC State (11/29/23)

LOWS

Points	51	at Butler (12/07/23)
FG Made	18	Florida (01/07/24)
		Auburn (01/18/24)
FG Attempts	47	Auburn (01/18/24)
3-Pt FG Made	0	at Butler (12/07/23)
3-PT FG Attempts	9	at Butler (12/07/23)
		Dayton (12/20/23)
FT Made	4	Radford (12/31/23)
FT Attempts	5	at NC State (11/29/23)
		Radford (12/31/23)
Rebounds	25	at Tennessee (01/21/24)
Assists	8	Florida (01/07/24)
Steals	2	vs. Iowa State (11/24/23)
Blocks	0	Fairfield (11/12/23)
Turnovers	7	Lipscomb (12/17/23)
Fouls	10	Lipscomb (12/17/23)



LAST TIME VANDY BASKETBALL...

SCORING

Less than 40 points	31, at East Tennessee St., Johnson City, Tenn., 12/01/22
40-49 points	43, vs. South Carolina in Nashville, 01/14/21
90-99 points	95, vs. Kentucky in Lexington, Ky., 01/11/24
100+ points (regulation)	106, at Tennessee State in Nashville, 11/25/19
100+ points	106, at Tennessee State in Nashville, 11/25/19

OPPONENT SCORING

Less than 40 points	39, Butler in Indianapolis, 12/07/23
40-49 points	41, Fairleigh Dickinson in Nashville, 12/29/23
90-99 points	91, South Carolina in Columbia, S.C., 01/28/24
100+ points (regulation)	106, South Carolina in Nashville, 01/14/21
100+ points	106, South Carolina in Nashville, 01/14/21

FIELD GOAL PERCENTAGE

20.0%-29.9% shooting	27.9% (19-68), at Florida in Gainesville, Fla., 01/22/23
.30.0%-39.9% shooting	39.0% (23-59), vs. Alabama in Nashville, 02/05/24
.30.0%-39.9% shooting and won	38.3% (18-47), vs. Auburn in Nashville, 01/18/24
.50.0%-59.9% shooting	58.5% (38-65) vs. Kentucky in Lexington, Ky., 01/11/24
.60.0% shooting or higher	69.2% (36-52) vs. Air Force in Nashville, 11/30/15

OPPONENT FIELD GOAL PERCENTAGE

20.0%-29.9% shooting	29.4% (15-51), Fairleigh Dickinson in Nashville, 12/29/23
20.0%-29.9% shooting and won	27.4% (17-62), East Tennessee St. in Johnson City, TN, 12/01/22
.30.0%-39.9% shooting	35.6% (21-59), Auburn in Nashville, 01/18/24
.30.0%-39.9% shooting and won	39.0% (23-59), NC State in Raleigh, NC, 11/29/23
.50.0%-59.9% shooting	51.5% (35-68), South Carolina in Columbia, S.C., 01/28/24
.60.0% shooting or higher	66.7% (28-42) Georgia in Nashville, 02/05/23

FREE THROW PERCENTAGE

Less than 50.0%	38.5% (5-13) vs. Northern Iowa in Las Vegas, 11/25/23
90.0%-99.9%	92.3% (12-13) vs. South Carolina in Columbia, S.C., 01/28/24
1.000%	10-10, at Mississippi St. in Starkville, Miss., 01/04/24
1.000% with 10 or more makes	10-10, at Mississippi St. in Starkville, Miss., 01/04/24

OPPONENT FREE THROW PERCENTAGE

Less than 50.0%	25.0% (1-4), UT Martin in Martin, Tenn., 11/09/23
90.0%-99.9%	91.3% (21-23), at Kansas in Lawrence, Kan., 12/05/21
1.000%	4-4, Butler in Indianapolis, 12/07/23
1.000% with 10 or more makes	12-12, Texas A&M in College Station, Texas, 02/10/22

BASKETS MADE

40+ field goals made	46, at Tennessee State in Nashville, 11/25/19
10-14 3-point field goals made	10, vs. Radford in Nashville, 12/31/23
15+ 3-point field goals made	17, Alabama State in Nashville, 12/28/21
Did not make a 3-pointer	0-9, at Butler in Indianapolis, 12/07/23
Made 20+ free throws	23, vs. Florida in Nashville, 01/07/24
Made less than five free throws	4, vs. Radford in Nashville, 12/31/23
Made 5-10 free throws	5, vs. Tennessee in Knoxville, 01/21/24

OPPONENT BASKETS MADE

40+ field goals made	42, South Carolina in Nashville, 01/14/21
10-14 3-point field goals made	12, vs. Western Ky. in Nashville, 11/16/23
15+ 3-point field goals made	16, Alabama in Tuscaloosa, Ala., 02/16/23
Did not make a 3-pointer	0-8, Ole Miss in Nashville, 02/20/22
Made 20+ free throws	20 (20-24), Ole Miss in Nashville, 02/01/24
Made less than five free throws	4, Butler in Indianapolis, 12/07/23
Made 5-10 free throws	6, Missouri in Nashville, 01/14/24

REBOUNDS

10-20 rebounds	20, vs. Georgia in Nashville, 02/05/23
50+ rebounds	53, Alabama State in Nashville, 12/28/21
20+ rebound margin	+21, vs. Western Kentucky in Nashville, 11/15/23

OPPONENT REBOUNDS

50+ rebounds	50, NC State in Raleigh, NC, 11/29/23
20+ rebound margin	+10, Tennessee in Knoxville, 01/21/24

STEALS

0-5 steals	3, vs. South Carolina in Columbia, S.C., 01/28/24
15-19 steals	15, vs. Florida in Nashville, 01/07/24
20+ steals	

OPPONENT STEALS

0-5 steals	3, South Carolina in Columbia, S.C., 01/28/24
15-19 steals	17, Florida in Nashville, 01/07/24
20+ steals	22, UCLA in Boston, Mass., 11/26/95

ASSISTS

0-9 assists	8, Florida in Nashville, 01/07/24
15-19 assists	16, vs. Fairleigh Dickinson in Nashville, 12/29/23
20-25 assists	22, vs. Radford in Nashville, 12/31/23
25-30 assists	29, vs. Kentucky in Lexington, Ky., 01/11/24

OPPONENT ASSISTS

0-9 assists	3, Ole Miss in Nashville, 02/01/24
15-19 assists	16, Tennessee in Knoxville, 01/21/24
20-25 assists	20, South Carolina in Columbia, S.C., 01/28/24

TURNOVERS

5-10 turnovers	9, vs. South Carolina in Columbia, S.C., 01/28/24
25-30 turnovers	25, vs. Florida in Nashville, 01/07/24
More than 35 turnovers	37, UCLA in Boston, Mass., 11/26/95

OPPONENT TURNOVERS

5-10 turnovers	6, South Carolina in Columbia, S.C., 01/28/24
25-30 turnovers	25, Alabama State in Nashville, 11/20/23

BLOCKED SHOTS

0 Blocks	0, vs. Fairfield in Nashville, 11/12/23
5-9 blocked shots	5, vs. Auburn in Nashville, 01/18/24

OPPONENT BLOCKED SHOTS

0 Blocks	0, Tennessee in Knoxville, 01/21/24
5-9 blocked shots	5, Alabama in Nashville, 02/05/24
10+ blocked shots	14, South Carolina in Nashville, 01/19/23

MARGIN OF VICTORY

1 point	vs. Lipscomb (72-71) in Nashville, 12/18/22
2 points	vs. UT Martin (70-68) in Martin, Tenn., 11/09/23
20-30 points	22, vs. Kentucky in Lexington, Ky., 01/11/24
Back-to-back 20+ points	32, vs. Fairleigh Dickinson (73-41) in Nashville, 12/29/23
	27, vs. Radford (80-53) in Nashville, 12/31/23
30-39 points	32, vs. Fairleigh Dickinson (73-41) in Nashville, 12/29/23
40-49 points	46, vs. Alabama State in Nashville, 11/20/23
50+ points	52, vs. Alabama State (94-42) in Nashville, 12/28/21
Single-overtime win	vs. Lipscomb (72-71) in Nashville, 12/18/22
Double-overtime win	at Florida (106-98) in Gainesville, Fla., 02/06/11
Triple-overtime win	NEVER OCCURRED

OPPONENT MARGIN OF VICTORY

1 point	vs. Florida (53-52) in Greenville, S.C., 03/03/22
2 points	vs. Missouri (65-63) in Nashville, 01/14/24
20-30 points	27, at Tennessee (86-59) in Knoxville, Tenn., 02/12/23
Back-to-back 20+ points	25, at LSU (88-63) in Baton Rouge, La., 01/01/23
	21, at Ole Miss (74-53) in Oxford, Miss., 01/05/23
30-39 points	37, Alabama (98-61) in Tuscaloosa, Ala., 01/26/20
40-49 points	48, South Carolina (96-48) in Nashville, Tenn., 01/19/23
50+ points	55, at South Carolina in Columbia, S.C., 01/24/22
Single-overtime win	Alabama (77-71) in Nashville, 02/06/22
Double-overtime win	Auburn (96-93) in Auburn, Ala., 01/20/90
Triple-overtime win	NEVER OCCURRED



LAST TIME...

A DORE SCORED 30-OR-MORE POINTS

Jan. 11, 2024 - Iyana Moore - 37 Pts - at Kentucky

AN OPP. SCORED 30-OR-MORE POINTS

Feb. 9, 2023 - Makayla Daniels, Arkansas - 31 pts

A DORE COLLECTED 15-OR-MORE REBOUNDS

Nov. 12, 2023 - Sacha Washington - 17 Reb vs. Fairfield

AN OPP. COLLECTED 15-OR-MORE REBOUNDS

Jan. 11, 2024 - Ajae Petty, Kentucky - 21 Reb

A DORE COLLECTED 10-OR-MORE ASSISTS

Jan. 11, 2024 - Jordyn Cambridge - 12 Stl - at Kentucky

AN OPP. COLLECTED 10-OR-MORE ASSISTS

Jan. 1, 2023 - Alexis Morris, at LSU - 12 Ast

A DORE HAD FIVE-OR-MORE STEALS

Dec. 31, 2023 - Jordyn Cambridge - 8 Stl vs. Radford

AN OPP. HAD FIVE-OR-MORE STEALS

Jan. 7, 2024 - Leilani Correa/Jeriah Warren, Florida - 5 Stl

A DORE HAD FIVE-OR-MORE BLOCKS

Dec. 20, 2023 - Sacha Washington - 6 BLK vs. Dayton

AN OPP. HAD FIVE-OR-MORE BLOCKS

--

A DORE MADE 10-OR-MORE FIELD GOALS

Dec. 3, 2023 - Sacha Washington - 15 FGM vs. La Tech

AN OPP. MADE 10-OR-MORE FIELD GOALS

Feb. 9, 2023 - Makayla Daniels, Arkansas - 11 FGM

A DORE ATTEMPTED 20-OR-MORE FIELD GOALS

Jan. 19, 2023 - Marnelle Garraud - 21 FGA vs. South Carolina

AN OPP. ATTEMPTED 20-OR-MORE FIELD GOALS

Jan. 18, 2024 - Honesty Scott-Grayson - 23 FGA - Auburn

A DORE MADE 10-OR-MORE FREE THROWS

Nov. 12, 2023 - Sacha Washington - 10 FTM vs. Fairfield

AN OPP. MADE 10-OR-MORE FREE THROWS

Feb. 5, 2023 - Diamond Battles, Georgia - 10 FTM

A DORE MADE FIVE-OR-MORE 3-PT FG

Dec. 20, 2023 - Justine Pissott - 5 3PT FGM vs. Dayton

AN OPP. MADE FIVE-OR-MORE 3-PT FG

Feb. 5, 2024 - Aaliyah Nye, Alabama - 5 3PT FGM

VANDY HAD 5-OR-MORE PLAYERS IN DOUBLE FIGURES

Nov. 6, 2023 - 5 Players, vs. Kennesaw State

AN OPP. HAD 5-OR-MORE PLAYERS IN DOUBLE FIGURES

Nov. 6, 2023 - 5 Players, vs. Kennesaw St. in Nashville

VANDY PLAYER HAD A DOUBLE-DOUBLE

Feb. 5, 2024 - Sacha Washington - vs. Alabama
16 pts, 10 reb

AN OPP. HAD A DOUBLE-DOUBLE

Jan. 21, 2024 - Rickea Jackson - Tennessee
16 pts, 10 reb

VANDY HAD 2 PLAYERS POST A DOUBLE-DOUBLE

Dec. 20, 2023 - vs. Dayton

Jordyn Cambridge (22 pts, 10 reb)
Sacha Washington (11 pts, 15 reb)

VANDY HAD 3-OR-MORE PLAYERS POST A DOUBLE-DOUBLE

Nov. 15, 2023 - vs. Western Kentucky

Sacha Washington (18 pts, 10 reb)
Jordyn Oliver (15 pts, 10 reb)
Jordyn Cambridge (11 pts, 13 reb)

AN OPP. HAD 2-OR-MORE PLAYERS POST A DOUBLE-DOUBLE

Jan. 19, 2023 - South Carolina

Aliyah Boston (16 pts, 10 reb) &
Kamilla Cardoso (10 pts, 15 reb)

VANDY HAD A TRIPLE-DOUBLE

March 2, 2023 - Jordyn Cambridge
15 reb, 13 pts, 10 ast. - vs. Texas A&M

RECORD WHEN

2023-24 OVERALL

AT HOME	11-3
ON THE ROAD	4-3
NEUTRAL GAMES	2-0
IN OVERTIME	0-0
IN DOUBLE OVERTIME	0-0
AFTER A WIN	14-3
AFTER A LOSS	2-3
LEADING AT HALFTIME	13-2
TRAILING AT HALFTIME	3-3
TIED AT HALFTIME	1-1
LEADING AFTER 1ST QUARTER	11-2
TRAILING AFTER 1ST QUARTER	6-4
TIED SCORE AFTER 1ST QUARTER	1-0
OUTSCORING OPP. IN 2ND HALF	14-1
OUTSCORED BY OPP. IN 2ND HALF	3-5
SCORING SAME PTS IN 2ND HALF	1-0
LEADING WITH 5 MIN. REMAINING	13-0
TRAILING WITH 5 MIN. REMAINING	3-5
TIED WITH 5 MIN. REMAINING	1-1
SCORING FEWER THAN 50 POINTS	0-0
SCORING 50-59 POINTS	2-0
SCORING 60-69 POINTS	3-5
SCORING 70-79 POINTS	8-1
SCORING 80-89 POINTS	2-0
SCORING 90-99 POINTS	2-0
SCORING 100+ POINTS	0-0
ALLOWING 39-OR-FEWER POINTS	1-0
ALLOWING 40-49 POINTS	2-0
ALLOWING 50-59 POINTS	7-0
ALLOWING 60-69 POINTS	4-3
ALLOWING 70-79 POINTS	3-3
ALLOWING 80-89 POINTS	0-0
ALLOWING 90-OR-MORE POINTS	0-1
GAME DECIDED BY 1-POINT	0-0
GAME DECIDED BY 2-3 POINTS	4-1
GAME DECIDED BY 4-5 POINTS	1-0
GAME DECIDED BY 6-9 POINTS	3-4
GAME DECIDED BY 10-19 POINTS	3-1
GAME DECIDED BY 20+ POINTS	6-0
HIGHER FIELD GOAL PERCENTAGE	11-0
LOWER FIELD GOAL PERCENTAGE	6-6
SAME FIELD GOAL PERCENTAGE	0-0
SHOOTING LESS THAN 30%	0-0
SHOOTING 30-39%	6-4
SHOOTING 40-49%	9-2
SHOOTING 50+%	2-0
OPP. SHOOTING LESS 30%	4-0
OPP. SHOOTING 30-39%	6-1
OPP. SHOOTING 40-49%	6-4
OPP. SHOOTING 50+%	1-1
MORE MADE 3-PT THAN OPP.	11-4
FEWER MADE 3-PT THAN OPP.	4-1
SAME 3-PT MAKES AS OPP.	2-1

MAKING FEWER THAN FIVE 3-PT FG	4-0
MAKING BETWEEN 5-9 3-PT FG	10-6
MAKING 10+ 3-PT FG	2-0
ALLOWING FEWER THAN 5 3-PT FG	6-1
ALLOWING BETWEEN 5-9 3-PT FG	9-4
ALLOWING 10+ 3-PT FG	2-0
MAKING MORE FREE THROWS	10-1
MAKING FEWER FREE THROWS	4-5
MAKING SAME FREE THROWS	2-0
MAKING FEWER THAN 10 FREE THROWS	6-2
MAKING 10-19 FREE THROWS	8-4
MAKINGS 20+ FREE THROWS	3-0
OPP. MAKES 0-10 FREE THROWS	11-1
OPP. MAKES 10-19 FREE THROWS	6-4
OPP. MAKES 20+ FREE THROWS	0-1
OUTREBOUNDING OPP.	13-1
OUTREBOUNDED BY OPP.	3-5
SAME TOTAL OF REBOUNDS	1-0
FEWER THAN 10 ASSISTS	1-0
10-19 ASSISTS	11-6
20+ ASSISTS	5-0
NO BLOCKS	1-0
1-4 BLOCKS	9-5
5+ BLOCKS	7-1
COMMITTING FEWER TURNOVERS	12-2
COMMITTING MORE TURNOVERS	5-3
COMMITTING SAME TURNOVERS	0-1
FORCING FEWER THAN 10 TURNOVERS	0-1
FORCING 10-19 TURNOVERS	9-5
FORCING 20+ TURNOVERS	8-0
IN DAY GAMES	11-3
IN NIGHT GAMES	6-3
ON SUNDAY	6-3
ON MONDAY	2-1
ON TUESDAY	0-0
ON WEDNESDAY	2-1
ON THURSDAY	5-1
ON FRIDAY	2-0
ON SATURDAY	1-0
IN NOVEMBER	7-1
IN DECEMBER	6-0
IN JANUARY	4-3
IN FEBRUARY	0-2
IN MARCH	0-0
VS. SEC	4-5
VS. SEC AT MEMORIAL GYM	2-3
VS. SEC ON THE ROAD	2-2
VS. RANKED OPPONENTS	0-1
WINNING THE OPENING TIP	11-3
LOSING THE OPENING TIP	5-3
WEARING WHITE	5-1
WEARING GOLD	5-1
WEARING BLACK	5-3
WEARING GRAY	2-1



SHEA RALPH

HEAD COACH

THIRD SEASON

UConn - '01



WOMEN'S BASKETBALL



RALPH'S FILE

Head Coach

Vanderbilt (2021-Current)

- 45-44 overall record through three seasons at Vanderbilt
- Led Vanderbilt to its first postseason bid since the 2013-14 campaign with an appearance in the 2022 WNIT in her debut season (2021-22)
- Four players have earned All-SEC honors under Ralph's first two seasons

Assistant Coach

UConn (2008-2021)

- 462-22 in 13 seasons as an assistant coach at UConn
- Won Six NCAA National Championships
- 12 Final Four Appearances
- 16 Conference Titles
- Coached 21 WNBA Draft Picks, 9 top-5 picks, three No. 1 picks

Assistant Coach

Pittsburgh (2003-2008)

- 86-66 in five seasons as an assistant coach at Pittsburgh
- 2008 Sweet 16 Appearance
- Two NCAA Tournament Appearances (2007 & 08)
- 2006 WNIT Final Four

Player

UConn (1996-2001)

- Drafted by Utah Starzz in 2001 WNBA Draft
- Scored 1,678 career points, Ranks 8th in UConn history
- Won 2000 NCAA National Championship
- 2000 NCAA Women's Final Four MVP
- 2000 Big East Player of the Year
- 2000 All-American
- 2000 Sports Illustrated Women's College Player of the Year
- Honda Award Winner

Shea Ralph was named the sixth head coach in Vanderbilt women's basketball history on April 13, 2021. The 2023-24 season marks her third leading the Commodores.

A seven-time national champion as a student-athlete or coach, Ralph arrived at Vanderbilt after spending the previous 13 seasons as an assistant coach alongside Geno Auriemma at the University of Connecticut. While serving as a coach at her alma mater, Ralph helped guide the Huskies to 12 Final Four appearances and six national championships, including a record four consecutive titles from 2013-16.

Vanderbilt was hit hard with a plethora of preseason injuries to begin the 2022-23 campaign. Coach Ralph was able to rally the Commodores and record a second-straight double-digit win season, marking the first time in six years that Vandy has posted back-to-back double-digit win campaigns.

During the 2022-23 campaign, Ralph guided Vanderbilt to a winning record inside Memorial Gymnasium for the 38th time in the last 40 seasons. The Commodores won nine games at Memorial Gym, which included victories over Texas A&M, Arkansas, and Kentucky.

Ralph was key in the development of Ciaja Harbison, who transferred into the



program for her graduate season and become one of the most prolific scorers in the SEC. Harbison earned second team All-SEC honors after averaging 19.6 points per game and shot 40.6% from the field. The only player in the SEC to score 40 points in a game this season, Harbison had three outings with 30-plus points among the 23 times she has scored in double figures while recording the highest scoring average of her collegiate career. Harbison has led the Commodores in scoring 16 times, assists on 20 occasions and steals in 15 games. Harbison tied a school record with 41 points and added five steals in a January win over Texas A&M

In her inaugural season, Ralph led Vanderbilt to its first postseason appearance since 2014. The Commodores reached the third round of the Women's National Invitation Tournament, their longest postseason run since 2013. Vanderbilt also recorded its first SEC Tournament victory in six years when it defeated Texas A&M 85-69 on March 2, 2022.

In all, Ralph accrued the third-most wins of any women's basketball coach in a debut season. That included a 63-59 victory against No. 15 Florida in Memorial Gymnasium on Feb. 24, 2022, the program's first win against a ranked opponent since 2020.

Ralph wasted no time helping individual student-athletes realize their full potential. Jordyn Cambridge, Iyana Moore and Sacha Washington earned All-SEC accolades during the 2021-22 campaign. Cambridge recorded the program's first postseason triple-double during the SEC Tournament, while she and Moore contributed to a program-record 17 3-pointers against Alabama State on Dec. 28, 2021.

Ralph was an instrumental figure in recruiting and player development with the Huskies. She mentored standouts like Paige Bueckers, who in 2020-21 became the first freshman to sweep the major national player-of-the-year



awards: the Naismith Trophy, Associated Press Player of the Year, USBWA National Player of the Year, Lieberman Award and Wooden Award.

In all, Ralph worked with 21 WNBA draft picks at UConn, including nine top-five picks and three No. 1 overall selections: Tina Charles, Maya Moore and Breanna Stewart.

Prior to returning to UConn as an assistant, Ralph spent five seasons at the University of Pittsburgh from 2003-08. She was instrumental in a period of unprecedented success, helping the Panthers improve from single-digit victories to at least 22 victories in each of her final three seasons. Pitt also reached the Sweet 16 for the first time in



program history in 2008.

As one of the most celebrated student-athletes in women's basketball history, Ralph ranks eighth in UConn's storied record book with 1,678 points. She also ranks among the program's all-time top 10 in career assists (456), steals (252) and field goal percentage (57.9). Ralph graduated from Connecticut in 2001 with a degree in exercise physiology.

In leading UConn to a national championship in 2000, Ralph was named an All-American and Big East Player of the Year. She was selected at the most valuable player in the 2000 NCAA Women's Final Four. She also won the Honda Award, presented to the premier female student-athlete in 12 collegiate sports, and the "Sports Illustrated for Women" Player of the Year.

Ralph was selected by the Utah Starzz in the 2001 WNBA Draft, but was unable to pursue a professional career due to a knee injury.

Ralph and her husband, Tom Garrick, have one daughter, Maysen. Currently a member of the Vanderbilt coaching staff, Garrick served as head coach of the UMass-Lowell women's basketball program from 2018-21 and previously served as a Vanderbilt assistant from 2009-15.

RALPH'S CAREER RECORD

SEASON	TEAM	OVERALL	CONF.	CONF. FINISH	POSTSEASON
1996-97	UConn (Player)	33-1	18-0	1st	Elite Eight
1997-98	UConn (Player)	34-3	17-1	1st	Elite Eight
1998-99	UConn (Player)	29-5	17-1	T-1st	Sweet 16
1999-00	UConn (Player)	36-1	18-0	T-1st	NCAA Champions
2000-01	UConn (Player)	32-3	17-1	1st	Final Four
2003-04	Pittsburgh (AC)	6-20	2-14	13th	N/A
2004-05	Pittsburgh (AC)	13-15	5-11	10th	N/A
2005-06	Pittsburgh (AC)	22-11	9-7	T-6th	WNIT Final Four
2006-07	Pittsburgh (AC)	24-9	10-6	T-5th	NCAA 2nd Rd
2007-08	Pittsburgh (AC)	24-11	10-6	T-5th	Sweet 16
2008-09	UConn (AC)	39-0	16-0	1st	NCAA Champions
2009-10	UConn (AC)	39-0	16-0	1st	NCAA Champions
2010-11	UConn (AC)	36-2	16-0	1st	Final Four
2011-12	UConn (AC)	33-5	13-3	T-2nd	Final Four
2012-13	UConn (AC)	35-4	14-2	2nd	NCAA Champions
2013-14	UConn (AC)	40-0	18-0	1st	NCAA Champions
2014-15	UConn (AC)	38-1	18-0	1st	NCAA Champions
2015-16	UConn (AC)	38-0	18-0	1st	NCAA Champions
2016-17	UConn (AC)	36-1	16-0	1st	Final Four
2017-18	UConn (AC)	36-1	16-0	1st	Final Four
2018-19	UConn (AC)	35-3	16-0	1st	Final Four
2019-20	UConn (AC)	29-3	16-0	1st	Tournament Canceled
2020-21	UConn (AC)	28-2	18-0	1st	Final Four
2021-22	Vanderbilt (HC)	16-19	4-12	T-12th	WNIT Sweet 16
2022-23	Vanderbilt (HC)	12-19	3-13	12th	N/A
2022-23	Vanderbilt (HC)	17-6	4-5	--	--

AT VANDERBILT: 45-44 (.506) - Three Seasons

TOTAL: 760-145 (.840) - 26 Seasons

7 - NCAA National Titles ('00, '09, '10, '13, '14, '15, '16)

14 - NCAA Final Fours ('00, '01, '09, '10, '11, '12, '13, '14, '15, '16, '17, '18, '19)

16 - NCAA Elite Eights ('97, '98, '00, '01, '09, '10, '11, '12, '13, '14, '15, '16, '17, '18, '19)

18 - NCAA Sweet 16 Appearances

16 - Conference Regular Season Championships



**WOMEN'S
BASKETBALL**





JADA BROWN

2

@_jadabrown
 @jadabrown__



G // 5-8 // So. // Bentonville, Ark. (Bentonville High School)

Season Highs

Points // 2, Radford (12/31/23)
 FG Made // 1, Radford (12/31/23)
 FG Attempts // 4 (2x), Last: Radford (12/31/23)
 3-Pt Made // --
 3-Pt Attempt // 4, Fairleigh Dickinson (12/29/23)
 FT Made // --
 FT Attempt // --
 Rebounds // 4 (2x), Last: Radford (12/31/23)
 Assists // 2 (2x), Last: Fairleigh Dickinson (12/29/23)
 Steals // 1, vs. Alabama State (11/20/23)
 Blocks // --
 Minutes // 19, Fairleigh Dickinson (12/29/23)

Career Highs

Points // 12, vs. NC State (11/24/22)
 FG Made // 4, vs. NC State (11/24/22)
 FG Attempts // 12, Samford (11/10/22)
 3-Pt Made // 4, vs. NC State (11/24/22)
 3-Pt Attempt // 8, at LSU (01/01/23)
 FT Made // 2, vs. Texas A&M (03/01/23)
 FT Attempt // 2 (2x), Last: vs. Texas A&M (03/01/23)
 Rebounds // 4 (4x), Last Radford (12/31/23)
 Assists // 5, Tarleton State (11/15/22)
 Steals // 2 (3x), Last: Alabama A&M (12/21/22)
 Blocks // 1 (2x), Last: Florida (01/22/23)
 Minutes // 42, Lipscomb (12/18/22)

- Pulled down a season-high 4 Reb. in Back-to-Back Games vs. FDU (Dec. 29) and Radford (Dec. 31)
- Scored career-high 12 points vs. No. 13/11 NC State (11/24/22) after going 4 of 4 from 3-point range
- Recorded 10 points in a home matchup against LSU (02/23/23)
- Has made 22 career starts at Vanderbilt

SUPERLATIVES	2023-24 CAREER	SUPERLATIVES	2023-24 CAREER
10+ POINTS	-- 2	2+ BLOCKS	-- --
15+ POINTS	-- --	DOUBLE-DOUBLES	-- --
20+ POINTS	-- --	LED VANDY IN PTS	-- --
MADE 3+ 3-PT FG	-- 3	LED VANDY IN REB	-- --
10+ REBS	-- --	LED VANDY IN AST	-- --
3+ ASSISTS	-- 1	LED VANDY IN STL	-- 1
3+ STEALS	-- --	LED VANDY IN BLK	-- --

GAME-BY-GAME

DATE	OPPONENT	GS	MIN	FG-FGA	PCT	3FG-3FGA	3PCT	FT-FTA	PCT	OFF	DEF	TOT	AVG	PF	A	TO	BLK	STL	PTS	AVG
11/06/23	KENNESAW STATE		14:53	0-1	.000	0-1	.000	0-0	.000	0	1	1	1.0	1	1	0	0	0	0	0.0
11/09/23	AT UT MARTIN		00:38	0-0	.000	0-0	.000	0-0	.000	0	0	0	0.5	0	0	0	0	0	0	0.0
11/12/23	FAIRFIELD			DID NOT PLAY (COACHES DECISION)																
11/15/23	WESTERN KENTUCKY		02:07	0-0	.000	0-0	.000	0-0	.000	0	0	0	0.3	0	0	0	0	0	0	0.0
11/20/23	ALABAMA STATE		09:19	0-1	.000	0-1	.000	0-0	.000	0	0	0	0.3	1	2	2	0	1	0	0.0
11/24/23	VS. IOWA STATE			DID NOT PLAY (COACHES DECISION)																
11/25/23	VS. NORTHERN IOWA			DID NOT PLAY (COACHES DECISION)																
11/29/23	AT NC STATE			DID NOT PLAY (COACHES DECISION)																
12/03/23	LOUISIANA TECH			DID NOT PLAY (COACHES DECISION)																
12/07/23	AT BUTLER			DID NOT PLAY (COACHES DECISION)																
12/17/23	LIPSCOMB		02:05	0-0	.000	0-0	.000	0-0	.000	0	0	0	0.2	0	0	0	0	0	0	0.0
12/20/23	DAYTON		00:54	0-0	.000	0-0	.000	0-0	.000	0	0	0	0.2	0	0	0	0	0	0	0.0
12/29/23	FAIRLEIGH DICKINSON		18:46	0-4	.000	0-4	.000	0-0	.000	0	4	4	0.7	2	2	2	0	0	0	0.0
12/31/23	RADFORD		11:29	1-4	.250	0-2	.000	0-0	.000	1	3	4	1.1	1	0	0	0	0	2	0.3
01/04/24	AT MISSISSIPPI STATE			DID NOT PLAY (COACHES DECISION)																
01/07/24	FLORIDA			DID NOT PLAY (COACHES DECISION)																
01/11/24	AT KENTUCKY		01:15	0-1	.000	0-0	.000	0-0	.000	0	0	0	1.0	0	0	0	0	0	0	0.2
01/14/23	MISSOURI			DID NOT PLAY (COACHES DECISION)																
01/18/24	AUBURN			DID NOT PLAY (COACHES DECISION)																
01/21/24	AT TENNESSEE			DID NOT PLAY (COACHES DECISION)																
01/28/24	AT SOUTH CAROLINA			DID NOT PLAY (COACHES DECISION)																
02/01/24	OLE MISS		01:04	0-0	.000	0-0	.000	0-0	.000	0	0	0	0.9	1	0	0	0	0	0	0.2
02/05/24	ALABAMA			DID NOT PLAY (COACHES DECISION)																
02/08/24	LSU			DID NOT PLAY (COACHES DECISION)																
02/11/24	AT GEORGIA			DID NOT PLAY (COACHES DECISION)																
02/15/24	AT TEXAS A&M			DID NOT PLAY (COACHES DECISION)																
02/18/24	TENNESSEE			DID NOT PLAY (COACHES DECISION)																
02/25/24	AT ARKANSAS			DID NOT PLAY (COACHES DECISION)																
02/29/24	AT MISSOURI			DID NOT PLAY (COACHES DECISION)																
03/03/24	GEORGIA			DID NOT PLAY (COACHES DECISION)																
TOTAL			62:30	1-11	.091	0-8	.000	0-0	.000	1	8	9	0.9	6	5	4	0	1	2	0.2

CAREER STATS

YEAR	GP	GS	MIN	AVG	FG	FGA	PCT	3FG	3FGA	3PCT	FT	FTA	PCT	OFF	DEF	TOT	AVG	PF	FO	AST	TO	BLK	STL	PTS	AVG
2022-23	30	22	637	21.3	44	150	.293	32	105	.305	12	14	.857	13	19	32	1.1	35	0	24	44	1	14	132	4.4
2023-24	10	0	62	6.2	1	11	.091	0	8	.000	0	0	.000	1	8	9	0.9	6	0	5	4	0	1	2	0.2
TOTAL	40	22	700	17.5	45	161	.280	32	113	.283	12	14	.857	14	27	41	1.0	41	0	29	48	1	15	134	3.4



JORDYN CAMBRIDGE

3

@jordyncambridge3
@jodyforever3



G // 5-9 // Gr. // Nashville, Tenn. (Ensworth High School)

Season Highs

Points // 28, vs. Northern Iowa (11/25/23)
 FG Made // 11, vs. Northern Iowa (11/25/23)
 FG Attempts // 19, Lipscomb (12/17/23)
 3-Pt Made // 5, vs. Northern Iowa (11/25/23)
 3-Pt Attempt // 10, at NC State (11/29/23)
 FT Made // 7, Western Kentucky (11/15/23)
 FT Attempt // 9(2x), Last: Western Kentucky (11/15/23)
 Rebounds // 14, Lipscomb (12/17/23)
 Assists // 12, at Kentucky (01/11/24)
 Steals // 8, Radford (12/31/23)
 Blocks // 2, at Tennessee (01/21/24)
 Minutes // 40 (3x), Last: at Tennessee (01/21/24)

Career Highs

Points // 28, vs. Northern Iowa (11/25/23)
 FG Made // 11, vs. Northern Iowa (11/25/23)
 FG Attempts // 19 (2x), Last: Lipscomb (12/17/23)
 3-Pt Made // 5 (2x), Last: vs. Northern Iowa (11/25/23)
 3-Pt Attempt // 10, at NC State (11/29/23)
 FT Made // 7, vs. Western Kentucky (11/15/23)
 FT Attempt // 9 (3x), Last: vs. Western Kentucky (11/15/23)
 Rebounds // 15, vs. Texas A&M (03/02/22)
 Assists // 12, at Kentucky (01/11/24)
 Steals // 10, UAlbany (12/08/21)
 Blocks // 3, at Alabama (01/26/20)
 Minutes // 44, Alabama (02/06/22)

- Ranks 2nd in NCAA Division I in Steals with 83
- Posted Six Double-Doubles this season
- Collected 3 or more steals in 17 games this season
- Two-time All-SEC Defensive Team (2019-20, 2021-22)
- Recorded the second-ever triple-double at the SEC Tournament with a 15-reb, 13-pt, 10-ast effort vs. Texas A&M on March 2, 2022

	2023-24 CAREER		2023-24 CAREER	
10+ POINTS	18	49	DOUBLE-DOUBLES	6 11
15+ POINTS	7	15	TRIPLE-DOUBLES	-- 1
20+ POINTS	4	6	LED VANDY IN PTS	7 13
MADE 3+ 3-PT FG	4	6	LED VANDY IN REB	8 20
10+ REBS	6	10	LED VANDY IN AST	14 55
3+ ASSISTS	17	75	LED VANDY IN STL	17 70
3+ STEALS	17	60	LED VANDY IN BLK	4 16

GAME-BY-GAME

DATE	OPPONENT	GS	MIN	FGM/A	%	3FG/A	%	FTM/A	%	OFF	DEF	TOT	AVG	PF	AST	T/O	BLK	STL	PTS	AVG
11/06/23	KENNESAW STATE	*	21:29	2-7	.286	1-1	1.000	6-6	1.000	2	2	4	4.0	1	7	2	0	5	11	11.0
11/09/23	AT UT MARTIN	*	39:22	5-10	.500	2-5	.400	4-6	.667	4	8	12	8.0	2	6	2	0	4	16	13.5
11/12/23	FAIRFIELD	*	40:00	3-8	.375	0-3	.000	6-9	.667	3	4	7	7.7	3	1	2	0	5	12	13.0
11/15/23	WESTERN KENTUCKY	*	37:30	2-12	.167	0-3	.000	7-9	.778	4	9	13	9.0	4	8	8	0	3	11	12.5
11/20/23	ALABAMA STATE	*	27:42	5-7	.714	0-1	.000	3-5	.600	1	2	3	7.8	0	7	2	0	5	13	12.6
11/24/23	VS. IOWA STATE	*	34:55	4-11	.364	2-5	.400	2-2	1.000	0	11	11	8.3	1	3	1	0	2	12	12.5
11/25/23	VS. NORTHERN IOWA	*	39:30	11-18	.611	5-8	.625	1-2	.500	2	4	6	8.0	4	3	2	1	7	28	14.7
11/29/23	AT NC STATE	*	40:00	5-16	.313	4-10	.400	1-1	1.000	2	1	3	7.4	2	3	1	0	5	15	14.8
12/03/23	LOUISIANA TECH	*	39:34	2-12	.167	0-4	.000	3-4	.750	4	6	10	7.7	1	5	1	0	3	7	13.9
12/07/23	AT BUTLER	*	37:42	4-12	.333	0-2	.000	4-5	.800	5	3	8	7.7	3	2	2	0	4	12	13.7
12/17/23	LIPSCOMB	*	36:28	8-19	.421	3-7	.429	4-5	.800	3	11	14	8.3	3	5	2	1	4	23	14.5
12/20/23	DAYTON	*	35:15	8-17	.471	4-8	.500	2-2	1.000	3	7	10	8.4	2	3	4	1	5	22	15.2
12/29/23	FAIRLEIGH DICKINSON	*	22:25	3-10	.300	1-4	.250	0-0	.000	1	3	4	8.1	1	6	0	0	3	7	14.5
12/31/23	RADFORD	*	30:33	8-12	.667	2-6	.333	0-0	.000	0	3	3	7.7	1	5	1	0	8	18	14.8
01/04/24	AT MISSISSIPPI STATE	*	23:28	3-8	.375	0-3	.000	1-1	1.000	1	2	3	7.4	5	4	3	0	2	7	14.3
01/07/24	FLORIDA	*	39:22	8-15	.533	2-4	.500	6-8	.750	0	8	8	7.4	1	3	7	0	3	24	14.9
01/11/24	AT KENTUCKY	*	33:08	4-12	.333	2-4	.500	2-2	1.000	0	5	5	7.3	4	12	4	1	3	12	14.7
01/14/23	MISSOURI	*	31:10	3-9	.333	1-5	.200	5-6	.833	0	4	4	7.1	3	2	2	0	2	12	14.6
01/18/24	AUBURN	*	32:27	3-11	.273	1-4	.250	0-0	.000	0	3	3	6.9	4	3	6	0	3	7	14.2
01/21/24	AT TENNESSEE	*	40:00	5-17	.294	2-9	.222	0-0	.000	1	5	6	6.9	3	2	3	2	3	12	14.1
01/28/24	AT SOUTH CAROLINA	*	38:57	6-16	.375	2-9	.222	0-0	.000	1	1	2	6.6	0	8	3	0	2	14	14.0
02/01/24	OLE MISS	*	35:25	3-12	.250	2-5	.400	3-4	.750	1	5	6	6.6	4	1	2	0	1	11	13.9
02/05/24	ALABAMA	*	30:11	1-7	.143	1-4	.250	4-4	1.000	3	1	4	6.5	5	1	2	0	0	7	13.6
02/08/24	LSU																			
02/11/24	AT GEORGIA																			
02/15/24	AT TEXAS A&M																			
02/18/24	TENNESSEE																			
02/25/24	AT ARKANSAS																			
02/29/24	AT MISSOURI																			
03/03/24	GEORGIA																			
TOTAL			786:33106-278.381	37-114	.325	64-81	.790	41	108	149	6.5	57	100	62	6	83	313	13.6		

CAREER STATS

YEAR	GP	GS	MIN	AVG	FG	FGA	PCT	3FG	3FGA	3PCT	FT	FTA	PCT	OFF	DEF	TOT	AVG	PF	FO	AST	TO	BLK	STL	PTS	AVG
2018-19	24	0	369	15.4	28	83	.337	4	19	.211	18	31	.581	13	29	42	1.8	43	1	40	40	2	20	78	3.3
2019-20	30	30	876	29.2	78	225	.347	14	58	.241	40	60	.667	35	122	157	5.2	82	4	105	99	14	85	210	7.0
2020-21	MISSED SEASON DUE TO INJURY																								
2021-22	33	33	1120	34.0	128	315	.406	12	70	.171	86	140	.614	61	124	185	5.6	82	0	146	110	6	129	354	10.7
2022-23	MISSED SEASON DUE TO INJURY																								
2023-24	23	23	787	34.0	106	278	.381	37	114	.325	64	81	.790	41	108	149	6.5	57	2	100	62	6	83	313	13.6
TOTAL	110	86	3151	28.6	340	901	.377	67	261	.257	208	312	.667	150	383	533	4.8	264	7	391	311	28	317	955	8.7



MADISON GREENE

4

@mad1son_04
 @Mad1son_04



G // 5-6 // Fr. // Columbus, Ohio (Pickerington Central High School)

Season Highs

Points // 17, Louisiana Tech (12/03/23)
 FG Made // 6, Louisiana Tech (12/03/23)
 FG Attempts // 13, Louisiana Tech (12/03/23)
 3-Pt Made // 3, Louisiana Tech (12/03/23)
 3-Pt Attempt // 7, Louisiana Tech (12/03/23)
 FT Made // 2, Louisiana Tech (12/03/23)
 FT Attempt // 2 (3x), Last: Louisiana Tech (12/03/23)
 Rebounds // 4, at NC State (11/29/23)
 Assists // 4, at NC State (11/29/23)
 Steals // 3, vs. Fairfield (11/12/23)
 Blocks // --
 Minutes // 28 (2x), Last: Louisiana Tech (12/03/23)

Career Highs

Points // 17, Louisiana Tech (12/03/23)
 FG Made // 6, Louisiana Tech (12/03/23)
 FG Attempts // 13, Louisiana Tech (12/03/23)
 3-Pt Made // 3, Louisiana Tech (12/03/23)
 3-Pt Attempt // 7, Louisiana Tech (12/03/23)
 FT Made // 2, Louisiana Tech (12/03/23)
 FT Attempt // 2 (3x), Last: Louisiana Tech (12/03/23)
 Rebounds // 4, at NC State (11/29/23)
 Assists // 4, at NC State (11/29/23)
 Steals // 3, vs. Fairfield (11/12/23)
 Blocks // --
 Minutes // 28 (2x), Last: Louisiana Tech (12/03/23)

- Will miss the rest of the 2023-24 season due to injury
- Scored a career-high 17 pts vs. Louisiana Tech on Dec. 3
- Hit a Career-Best 3 3-Pt FG vs. Louisiana Tech on Dec. 3
- Rated as the No. 3 prospect in Ohio by Prep Girls Hoops Ohio
- Miss. Ohio Basketball finalist (2023)

SUPERLATIVES	2023-24 CAREER		SUPERLATIVES	2023-24 CAREER	
10+ POINTS	3	3	2+ BLOCKS	--	--
15+ POINTS	1	1	DOUBLE-DOUBLES	--	--
20+ POINTS	--	--	LED VANDY IN PTS	--	--
MADE 3+ 3-PT FG	1	1	LED VANDY IN REB	--	--
10+ REBS	--	--	LED VANDY IN AST	1	1
3+ ASSISTS	1	1	LED VANDY IN STL	--	--
3+ STEALS	1	1	LED VANDY IN BLK	--	--

GAME-BY-GAME

DATE	OPPONENT	GS	MIN	FGM/A	%	3FG/A	%	FTM/A	%	OFF	DEF	TOT	AVG	PF	AST	T/O	BLK	STL	PTS	AVG
11/06/23	KENNESAW STATE	18:07	4-9	.444	2-3	.333	0-0	.000	0	2	2	2.0	1	0	1	0	0	2	9	9.0
11/09/23	AT UT MARTIN	27:51	4-9	.444	2-3	.667	1-2	.500	1	1	2	2.0	3	0	0	0	0	2	11	10.0
11/12/23	FAIRFIELD	24:43	3-9	.333	1-3	.333	0-0	.000	1	1	2	2.0	2	0	3	0	0	3	7	9.0
11/15/23	WESTERN KENTUCKY	16:00	1-5	.200	1-4	.250	0-0	.000	1	0	1	1.8	1	0	3	0	1	3	7.5	
11/20/23	ALABAMA STATE	14:17	0-2	.000	0-1	.000	0-0	.000	0	0	0	1.4	3	2	2	0	1	0	6.0	
11/24/23	VS. IOWA STATE	16:41	2-3	.667	1-2	.500	0-0	.000	0	0	0	1.2	1	1	0	0	1	5	5.8	
11/25/23	VS. NORTHERN IOWA	19:21	2-6	.333	0-3	.000	1-2	.500	1	1	2	1.3	3	2	1	0	0	5	5.7	
11/29/23	AT NC STATE	21:18	2-4	.500	1-1	1.000	0-0	.000	0	4	4	1.6	2	4	1	0	2	5	5.6	
12/03/23	LOUISIANA TECH	27:39	6-13	.462	3-7	.429	2-2	1.000	1	0	1	1.6	3	2	1	0	1	17	6.9	
12/07/23	AT BUTLER	25:28	5-10	.500	0-1	.000	0-0	.000	0	2	2	1.6	3	2	2	0	2	10	7.2	
12/17/23	LIPSCOMB	05:47	2-3	.667	0-0	.000	0-0	.000	0	0	0	1.5	0	0	0	0	0	4	6.9	
12/20/23	DAYTON																			
12/29/23	FAIRLEIGH DICKINSON																			
12/31/23	RADFORD																			
01/04/24	AT MISSISSIPPI STATE																			
01/07/24	FLORIDA																			
01/11/24	AT KENTUCKY																			
01/14/23	MISSOURI																			
01/18/24	AUBURN																			
01/21/24	AT TENNESSEE																			
01/28/24	AT SOUTH CAROLINA																			
02/01/24	OLE MISS																			
02/05/24	ALABAMA																			
02/08/24	LSU																			
02/11/24	AT GEORGIA																			
02/15/24	AT TEXAS A&M																			
02/18/24	TENNESSEE																			
02/25/24	AT ARKANSAS																			
02/29/24	AT MISSOURI																			
03/03/24	GEORGIA																			
TOTAL			217:11	31-73	.425	10-28	.357	4-6	.667	5	11	16	1.5	22	13	14	0	15	76	6.9

CAREER STATS

YEAR	GP	GS	MIN	AVG	FG	FGA	PCT	3FG	3FGA	3PCT	FT	FTA	PCT	OFF	DEF	TOT	AVG	PF	FO	AST	TO	BLK	STL	PTS	AVG
2023-24	11	0	217	19.7	31	73	.425	10	28	.357	4	6	.667	5	11	16	1.5	22	0	13	14	0	15	76	6.9
TOTAL	11	0	217	19.7	31	73	.425	10	28	.357	4	6	.667	5	11	16	1.5	22	0	13	14	0	15	76	6.9



RYANNE ALLEN 5

@ryanneallenn
 @RyRyBuckets



G // 6-1 // So. // Warminster, Pa. (Archbishop Wood High School)

Season Highs

Points // 9, Kennesaw State (11/06/23)
 FG Made // 3, FDU (12/29/23)
 FG Attempts // 6, Radford (12/31/23)
 3-Pt Made // 2 (3x), Last: Missouri (01/14/23)
 3-Pt Attempt // 4, Missouri (01/14/23)
 FT Made // 6, vs. Kennesaw State (11/06/23)
 FT Attempt // 6, vs. Kennesaw State (11/06/23)
 Rebounds // 6, vs. Kennesaw State (11/06/23)
 Assists // 4 (2x), vs. Fairfield (11/12/23)
 Steals // 2, vs. Iowa State (11/24/23)
 Blocks // --
 Minutes // 18, Radford (12/31/23)

Career Highs

Points // 17, Samford (11/10/22)
 FG Made // 5 (3x), Last: Saint Joseph's (11/20/22)
 FG Attempts // 10 (2x), Last: vs. NC State (11/24/22)
 3-Pt Made // 4 (2x), Last: at Louisiana Tech (12/08/22)
 3-Pt Attempt // 8, vs. NC State (11/24/22)
 FT Made // 6 (2x), Last: vs. Kennesaw State (11/06/23)
 FT Attempt // 6 (2x), Last: vs. Kennesaw State (11/06/23)
 Rebounds // 6 (2x), Last: vs. Kennesaw State (11/06/23)
 Assists // 4 (2x), vs. Fairfield (11/12/23)
 Steals // 2 (4x), Last: vs. Iowa State (11/24/23)
 Blocks // 1 (6x), Last: LSU (02/23/23)
 Minutes // 33, Arkansas (02/09/23)

- Scored a season-best 9 pts vs. Kennesaw State on Nov. 6
- Scored career-best 17 points in her second collegiate game against Samford
- Two-time SEC Freshman of the Week (12.13.22, 2.14.23)
- Ranked No. 82 in 2022 Class by ESPN HoopGurlz

SUPERLATIVES	2023-24 CAREER	SUPERLATIVES	2023-24 CAREER
10+ POINTS	-- 6	2+ BLOCKS	-- --
15+ POINTS	-- 1	DOUBLE-DOUBLES	-- --
20+ POINTS	-- --	LED VANDY IN PTS	-- 1
MADE 3+ 3-PT FG	-- 4	LED VANDY IN REB	1 1
10+ REBS	-- --	LED VANDY IN AST	-- 1
3+ ASSISTS	2 5	LED VANDY IN STL	-- --
3+ STEALS	-- --	LED VANDY IN BLK	-- 2

GAME-BY-GAME

DATE	OPPONENT	GS	MIN	FGM/A	%	3FG/A	%	FTM/A	%	OFF	DEF	TOT	AVG	PF	AST	T/O	BLK	STL	PTS	AVG
11/06/23	KENNESAW STATE		14:51	1-4	.250	1-3	.333	6-6	1.000	3	3	6	6.0	1	4	0	0	0	9	9.0
11/09/23	AT UT MARTIN		03:01	0-1	.000	0-1	.000	0-0	.000	0	0	0	3.0	0	1	0	0	0	0	4.5
11/12/23	FAIRFIELD		15:09	0-3	.000	0-3	.000	1-2	.500	0	0	0	2.0	1	4	0	0	0	1	3.3
11/15/23	WESTERN KENTUCKY		01:15	0-0	.000	0-0	.000	0-0	.000	0	0	0	1.5	0	0	0	0	0	0	2.5
11/20/23	ALABAMA STATE		09:25	1-3	.333	0-2	.000	0-0	.000	0	2	2	1.6	1	1	0	0	0	2	2.4
11/24/23	VS. IOWA STATE		04:50	1-2	.500	0-1	.000	0-0	.000	0	1	1	1.5	0	0	0	0	2	2	2.3
11/25/23	VS. NORTHERN IOWA									DID NOT PLAY (COACHES DECISION)										
11/29/23	AT NC STATE		03:52	1-2	.500	1-2	.500	0-0	.000	0	0	0	1.3	0	0	0	0	0	3	2.4
12/03/23	LOUISIANA TECH		06:44	0-1	.000	0-1	.000	0-0	.000	0	0	0	1.1	1	1	1	0	1	0	2.1
12/07/23	AT BUTLER									DID NOT PLAY (COACHES DECISION)										
12/17/23	LIPSCOMB		08:55	2-3	.667	1-2	.500	0-0	.000	0	2	2	1.2	0	0	0	0	1	5	2.4
12/20/23	DAYTON		05:11	0-0	.000	0-0	.000	0-0	.000	0	1	1	1.2	0	0	0	0	0	0	2.2
12/29/23	FAIRLEIGH DICKINSON		15:38	3-4	.750	2-3	.667	0-0	.000	2	3	5	1.5	4	1	2	0	1	8	2.7
12/31/23	RADFORD		18:18	2-6	.333	2-3	.667	2-2	1.000	1	1	2	1.6	0	1	0	0	1	8	3.2
01/04/24	AT MISSISSIPPI STATE		03:56	1-2	.500	1-2	.500	0-0	.000	0	2	2	1.6	0	0	0	0	0	3	3.2
01/07/24	FLORIDA		00:38	0-0	.000	0-0	.000	0-0	.000	0	0	0	1.5	0	0	0	0	0	0	2.9
01/11/24	AT KENTUCKY		03:05	0-0	.000	0-0	.000	0-0	.000	0	0	0	1.4	0	0	0	0	0	0	2.7
01/14/23	MISSOURI		08:18	2-4	.500	2-4	.500	0-0	.000	0	1	1	1.4	2	0	1	0	0	6	2.9
01/18/24	AUBURN		02:40	0-1	.000	0-1	.000	0-0	.000	0	0	0	1.3	0	0	0	0	0	0	2.8
01/21/24	AT TENNESSEE		01:25	0-0	.000	0-0	.000	0-0	.000	0	0	0	1.2	1	0	0	0	0	0	2.6
01/28/24	AT SOUTH CAROLINA		11:49	0-1	.000	0-1	.000	0-0	.000	0	0	0	1.2	2	0	0	0	0	0	2.5
02/01/24	OLE MISS		01:03	0-0	.000	0-0	.000	0-2	.000	0	0	0	1.1	0	0	1	0	0	0	2.4
02/05/24	ALABAMA									DID NOT PLAY (COACHES DECISION)										
02/08/24	LSU																			
02/11/24	AT GEORGIA																			
02/15/24	AT TEXAS A&M																			
02/18/24	TENNESSEE																			
02/25/24	AT ARKANSAS																			
02/29/24	AT MISSOURI																			
03/03/24	GEORGIA																			
TOTAL			140:02	14-37	.378	10-29	.345	9-12	.750	6	16	22	1.1	13	13	5	0	6	47	2.4

CAREER STATS

YEAR	GP	GS	MIN	AVG	FG	FGA	PCT	3FG	3FGA	3PCT	FT	FTA	PCT	OFF	DEF	TOT	AVG	PF	FO	AST	TO	BLK	STL	PTS	AVG
2022-23	30	7	648	21.6	60	160	.375	42	117	.359	29	42	.690	13	62	75	2.5	81	3	30	36	6	14	191	6.4
2023-24	20	0	140	7.0	14	37	.378	10	29	.345	9	12	.750	6	16	22	1.1	13	0	13	5	0	6	47	2.4
TOTAL	50	7	788	15.8	74	197	.376	52	146	.356	38	54	.70	19	78	97	1.9	94	3	43	41	6	20	238	4.8



BAILEY GILMORE 10

@thebaileygilmore
 @_baileygilmore



F // 6-3 // Fr. // Midway, Ga. (Bradwell Institute)

Season Highs

Points // --
 FG Made // --
 FG Attempts // --
 3-Pt Made // --
 3-Pt Attempt // --
 FT Made // --
 FT Attempt // --
 Rebounds // --
 Assists // --
 Steals // --
 Blocks // --
 Minutes // --

Career Highs

Points // --
 FG Made // --
 FG Attempts // --
 3-Pt Made // --
 3-Pt Attempt // --
 FT Made // --
 FT Attempt // --
 Rebounds // --
 Assists // --
 Steals // --
 Blocks // --
 Minutes // --

- Redshirting during the 2023-24 season
- 2023 McDonald's All-American Game Nominee
- Averaged 12.4 points and 9.1 rebounds per game as a senior
- Collected seven double-doubles during her senior season
- Valedictorian at Bradwell Institute

SUPERLATIVES	2023-24 CAREER	SUPERLATIVES	2023-24 CAREER
10+ POINTS	-- --	2+ BLOCKS	-- --
15+ POINTS	-- --	DOUBLE-DOUBLES	-- --
20+ POINTS	-- --	LED VANDY IN PTS	-- --
MADE 3+ 3-PT FG	-- --	LED VANDY IN REB	-- --
10+ REBS	-- --	LED VANDY IN AST	-- --
3+ ASSISTS	-- --	LED VANDY IN STL	-- --
3+ STEALS	-- --	LED VANDY IN BLK	-- --

GAME-BY-GAME

DATE	OPPONENT	GS	MIN	FGM/A	%	3FG/A	%	FTM/A	%	OFF	DEF	TOT	AVG	PF	AST	T/O	BLK	STL	PTS	AVG	
11/06/23	KENNESAW STATE																				
11/09/23	AT UT MARTIN																				
11/12/23	FAIRFIELD																				
11/15/23	WESTERN KENTUCKY																				
11/20/23	ALABAMA STATE																				
11/24/23	VS. IOWA STATE																				
11/25/23	VS. NORTHERN IOWA																				
11/29/23	AT NC STATE																				
12/03/23	LOUISIANA TECH																				
12/07/23	AT BUTLER																				
12/17/23	LIPSCOMB																				
12/20/23	DAYTON																				
12/29/23	FAIRLEIGH DICKINSON																				
12/31/23	RADFORD																				
01/04/24	AT MISSISSIPPI STATE																				
01/07/24	FLORIDA																				
01/11/24	AT KENTUCKY																				
01/14/23	MISSOURI																				
01/18/24	AUBURN																				
01/21/24	AT TENNESSEE																				
01/28/24	AT SOUTH CAROLINA																				
02/01/24	OLE MISS																				
02/05/24	ALABAMA																				
02/08/24	LSU																				
02/11/24	AT GEORGIA																				
02/15/24	AT TEXAS A&M																				
02/18/24	TENNESSEE																				
02/25/24	AT ARKANSAS																				
02/29/24	AT MISSOURI																				
03/03/24	GEORGIA																				
TOTAL																					

CAREER STATS

YEAR	GP	GS	MIN	AVG	FG	FGA	PCT	3FG	3FGA	3PCT	FT	FTA	PCT	OFF	DEF	TOT	AVG	PF	FO	AST	TO	BLK	STL	PTS	AVG
2023-24	--	--	--	--	--	--	--	--	--	--	--	--	--	--	--	--	--	--	--	--	--	--	--	--	--
TOTAL																									



JORDYN OLIVER

11

@jordynoliver11
@jordynoliver11



G // 5-10 // Gr. // Prosper, Texas (Baylor/Duke)

Season Highs

Points // 15, Western Kentucky (11/15/23)
FG Made // 7, Western Kentucky (11/15/23)
FG Attempts // 8, Western Kentucky (11/15/23)
3-Pt Made // 1, vs. Northern Iowa (11/25/23)
3-Pt Attempt // 1, vs. Northern Iowa (11/25/23)
FT Made // 3 (2x), Last: Florida (01/07/24)
FT Attempt // 4 (2x), Last: Florida (01/07/24)
Rebounds // 11, vs. Northern Iowa (11/25/23)
Assists // 7, Ole Miss (02/01/24)
Steals // 4, at Mississippi State (01/04/24)
Blocks // 2, Alabama (02/05/24)
Minutes // 37, at Kentucky (01/11/24)

Career Highs

Points // 15 (2x), Last: Western Kentucky (11/15/23)
FG Made // 7, Western Kentucky (11/15/23)
FG Attempts // 11, vs. Jackson State (03/21/21)
3-Pt Made // 1 (3x), Last: Northern Iowa (11/25/23)
3-Pt Attempt // 2 (2x), Last: at Kansas (01/15/20)
FT Made // 4, Grambling State (11/08/19)
FT Attempt // 6, Grambling State (11/08/19)
Rebounds // 11 (2x), Last: Northern Iowa (11/25/23)
Assists // 10, Northwestern State (12/18/20)
Steals // 4 (2x), Last: at Mississippi State (01/04/24)
Blocks // 3, TCU (01/26/21)
Minutes // 34 (2x), Last: Dayton (12/30/23)

- Collected a Double-Double with 15 pts & 10 reb vs. Western Kentucky
- Started every game she has played in this season
- Played for Duke during the 2022-23 season
- Averaging a career-best 5.7 ppg & 5.4 rpg with Vanderbilt

SUPERLATIVES	2023-24 CAREER		SUPERLATIVES	2023-24 CAREER	
10+ POINTS	2	9	2+ BLOCKS	1	3
15+ POINTS	1	2	DOUBLE-DOUBLES	1	3
20+ POINTS	--	--	LED VANDY IN PTS	--	--
MADE 3+ 3-PT FG	--	--	LED VANDY IN REB	3	3
10+ REBS	2	3	LED VANDY IN AST	8	8
3+ ASSISTS	13	41	LED VANDY IN STL	4	4
3+ STEALS	5	6	LED VANDY IN BLK	4	4

GAME-BY-GAME

DATE	OPPONENT	GS	MIN	FGM/A	%	3FG/A	%	FTM/A	%	OFF	DEF	TOT	AVG	PF	AST	T/O	BLK	STL	PTS	AVG
11/06/23	KENNESAW STATE	*	22:44	4-5	.800	0-0	.000	0-0	.000	0	4	4	4.0	1	2	2	1	1	8	8.0
11/09/23	AT UT MARTIN	*	21:04	2-6	.333	0-0	.000	0-0	.000	4	3	7	5.5	0	5	2	1	0	4	6.0
11/12/23	FAIRFIELD	*	22:59	2-5	.400	0-0	.000	0-0	.000	1	2	3	4.7	0	0	0	0	0	4	5.3
11/15/23	WESTERN KENTUCKY	*	28:38	7-8	.875	0-0	.000	1-2	.500	5	5	10	6.0	0	2	1	0	1	15	7.8
11/20/23	ALABAMA STATE	*	21:20	1-3	.333	0-0	.000	1-1	1.000	1	5	6	6.0	0	3	1	0	2	3	6.8
11/24/23	VS. IOWA STATE	*	32:35	1-3	.333	0-0	.000	0-0	.000	3	5	8	6.3	1	3	1	1	1	2	6.0
11/25/23	VS. NORTHERN IOWA	*	30:00	3-5	.600	1-1	1.000	1-2	.500	3	8	11	7.0	2	6	1	0	0	8	6.3
11/29/23	AT NC STATE	*	29:59	4-5	.800	0-0	.000	1-1	1.000	3	5	8	7.1	1	1	0	0	1	9	6.6
12/03/23	LOUISIANA TECH	*	25:34	2-3	.667	0-0	.000	0-0	.000	2	2	4	6.8	4	6	2	0	2	4	6.3
12/07/23	AT BUTLER	*	34:03	3-4	.750	0-0	.000	0-0	.000	1	3	4	6.5	0	4	4	1	1	6	6.3
12/17/23	LIPSCOMB	*	26:51	1-1	1.000	0-0	.000	0-0	.000	1	1	2	6.1	0	2	0	0	0	2	5.9
12/20/23	DAYTON	*	33:48	4-7	.571	0-0	.000	3-4	.750	0	3	3	5.8	2	3	2	0	0	11	6.3
12/29/23	FAIRLEIGH DICKINSON	*	13:34	3-4	.750	0-0	.000	1-2	.500	1	1	2	5.5	1	4	1	0	3	7	6.4
12/31/23	RADFORD																			
01/04/24	AT MISSISSIPPI STATE	*	33:58	3-5	.600	0-0	.000	0-0	.000	4	5	9	5.8	1	3	5	0	4	6	6.4
01/07/24	FLORIDA	*	31:14	1-1	1.000	0-0	.000	3-4	.750	2	3	5	5.7	1	1	3	0	3	5	6.3
01/11/24	AT KENTUCKY	*	36:55	2-3	.667	0-0	.000	0-0	.000	2	3	5	5.7	1	2	2	1	0	4	6.1
01/14/23	MISSOURI	*	34:50	4-7	.571	0-0	.000	0-0	.000	3	5	8	5.8	4	3	0	0	2	8	6.2
01/18/24	AUBURN	*	31:39	1-3	.333	0-0	.000	1-1	1.000	2	5	7	5.9	1	3	4	0	0	3	6.1
01/21/24	AT TENNESSEE	*	31:33	2-2	1.000	0-0	.000	0-0	.000	1	0	1	5.6	1	5	1	0	1	4	5.9
01/28/24	AT SOUTH CAROLINA	*	16:13	0-3	.000	0-0	.000	0-0	.000	0	3	3	5.5	2	1	0	0	0	0	5.7
02/01/24	OLE MISS	*	35:32	3-6	.500	0-0	.000	0-1	.000	1	2	3	5.4	1	7	0	0	3	6	5.7
02/05/24	ALABAMA	*	29:55	3-7	.429	0-1	.000	0-0	.000	3	2	5	5.4	2	4	2	2	1	6	5.7
02/08/24	LSU																			
02/11/24	AT GEORGIA																			
02/15/24	AT TEXAS A&M																			
02/18/24	TENNESSEE																			
02/25/24	AT ARKANSAS																			
02/29/24	AT MISSOURI																			
03/03/24	GEORGIA																			
TOTAL			624:60	56-96	.583	1-2	.500	12-18	.667	43	75	118	5.4	26	70	34	7	26	125	5.7

CAREER STATS

YEAR	GP	GS	MIN	AVG	FG	FGA	PCT	3FG	3FGA	3PCT	FT	FTA	PCT	OFF	DEF	TOT	AVG	PF	FO	AST	TO	BLK	STL	PTS	AVG
2019-20*	23	0	220	9.6	25	62	.403	2	9	.222	13	31	.419	5	33	38	1.7	19	0	54	26	9	9	65	2.8
2020-21*	25	3	279	11.2	42	80	.525	0	0	.000	16	27	.593	25	37	62	2.5	19	0	50	19	8	19	100	4.0
2021-22^																									
2022-23^	33	7	571	17.3	56	121	.463	0	2	.000	12	32	.375	27	89	116	3.5	28	0	63	38	9	31	124	3.8
2023-24	22	22	625	28.4	56	96	.583	1	2	.500	12	18	.667	43	75	118	5.4	26	0	70	34	7	26	125	5.7
TOTAL	103	32	1695	16.5	179	359	.499	3	13	.231	53	108	.491	100	234	334	3.2	92	0	237	117	33	85	414	4.0

* at Baylor • ^ at Duke





KHAMIL PIERRE

12

@khamil.pierre
 @khamilpierre



F // 6-2 // Fr. // Queen Creek, Ariz. (Perry High School)

Season Highs

Points // 17, Auburn (01/18/24)
FG Made // 8, at Kentucky (01/11/24)
FG Attempts // 12, Missouri (01/14/24)
3-Pt Made // 1, Missouri (01/14/24)
3-Pt Attempt // 1 (3x), Last: Auburn (01/18/24)
FT Made // 5, Auburn (01/18/24)
FT Attempt // 8, Auburn (01/18/24)
Rebounds // 12, Missouri (01/14/24)
Assists // 3 (2x), Last: Radford (12/31/23)
Steals // 3 (3x), Last: Florida (01/07/24)
Blocks // 2 (2x), Last: Alabama State (11/20/23)
Minutes // 29, Ole Miss (02/01/24)

Career Highs

Points // 17, Auburn (01/18/24)
FG Made // 8, at Kentucky (01/11/24)
FG Attempts // 12, Missouri (01/14/24)
3-Pt Made // 1, Missouri (01/14/24)
3-Pt Attempt // 1 (3x), Last: Auburn (01/18/24)
FT Made // 5, Auburn (01/18/24)
FT Attempt // 8, Auburn (01/18/24)
Rebounds // 12, Missouri (01/14/24)
Assists // 3 (2x), Last: Radford (12/31/23)
Steals // 3 (3x), Last: Florida (01/07/24)
Blocks // 2 (2x), Last: Alabama State (11/20/23)
Minutes // 29, Ole Miss (02/01/24)

- Two-Time SEC Freshman of the Week (Jan. 2, Jan. 16)
- Collected her 1st Career Double-Double with 16 pts, 12 reb vs. Missouri (Jan. 14)
- Scored a career-high 17 pts vs. Auburn (Jan. 18, 2024)
- Scored 14 pts & led Vandy in Reb (6) and Blk (2) in her collegiate debut
- Arizona's Gatorade Player of the Year (2023)
- 63rd best prospect in the 2023 Class according to ESPN.com

SUPERLATIVES	2023-24 CAREER		SUPERLATIVES	2023-24 CAREER	
10+ POINTS	7	7	2+ BLOCKS	2	2
15+ POINTS	3	3	DOUBLE-DOUBLES	2	2
20+ POINTS	--	--	LED VANDY IN PTS	2	2
MADE 3+ 3-PT FG	--	--	LED VANDY IN REB	4	4
10+ REBS	2	2	LED VANDY IN AST	--	--
3+ ASSISTES	2	2	LED VANDY IN STL	2	2
3+ STEALS	3	3	LED VANDY IN BLK	4	4

GAME-BY-GAME

DATE	OPPONENT	GS	MIN	FGM/A	%	3FG/A	%	FTM/A	%	OFF	DEF	TOT	AVG	PF	AST	T/O	BLK	STL	PTS	AVG
11/06/23	KENNESAW STATE		16:27	5-9	.556	0-0	.000	4-5	.800	1	5	6	6.0	4	0	0	2	0	14	14.0
11/09/23	AT UT MARTIN		08:51	1-5	.200	0-0	.000	1-2	.500	2	2	4	5.0	2	0	1	0	0	3	8.5
11/12/23	FAIRFIELD		06:50	0-2	.000	0-0	.000	1-2	.500	1	0	1	3.7	3	0	0	0	1	1	6.0
11/15/23	WESTERN KENTUCKY		04:32	0-3	.000	0-0	.000	0-0	.000	2	0	2	3.3	2	0	2	0	0	0	4.5
11/20/23	ALABAMA STATE		16:04	4-7	.571	0-0	.000	0-0	.000	3	2	5	3.6	3	3	1	2	3	8	5.2
11/24/23	VS. IOWA STATE		10:04	1-5	.200	0-0	.000	0-0	.000	0	0	0	3.0	2	1	2	0	0	2	4.7
11/25/23	VS. NORTHERN IOWA		19:55	4-8	.500	0-0	.000	0-0	.000	1	1	2	2.9	2	0	1	1	3	8	5.1
11/29/23	AT NC STATE		16:17	3-8	.375	0-0	.000	2-2	1.000	0	2	2	2.8	5	0	2	1	2	8	5.5
12/03/23	LOUISIANA TECH		08:34	0-3	.000	0-0	.000	0-0	.000	1	2	3	2.8	1	1	1	0	0	0	4.9
12/07/23	AT BUTLER		10:03	3-6	.500	0-0	.000	0-0	.000	5	2	7	3.2	1	0	1	0	1	6	5.0
12/17/23	LIPSCOMB		18:03	6-9	.667	0-0	.000	2-4	.500	4	3	7	3.5	0	0	1	0	0	14	5.8
12/20/23	DAYTON		12:41	1-3	.333	0-0	.000	2-6	.333	1	0	1	3.3	0	1	1	0	1	4	5.7
12/29/23	FAIRLEIGH DICKINSON		20:03	5-9	.556	0-0	.000	2-2	1.000	4	3	7	3.6	4	0	2	0	0	12	6.2
12/31/23	RADFORD	*	23:55	4-9	.444	0-0	.000	1-1	1.000	0	5	5	3.7	2	3	1	1	0	9	6.4
01/04/24	AT MISSISSIPPI STATE		03:02	1-1	1.000	0-0	.000	0-0	.000	0	1	1	3.5	1	0	0	0	0	2	6.1
01/07/24	FLORIDA		26:31	0-8	.000	0-0	.000	4-6	.667	1	4	5	3.6	3	2	4	0	3	4	5.9
01/11/24	AT KENTUCKY		18:53	8-11	.727	0-1	.000	0-0	.000	2	4	6	3.8	1	2	1	1	0	16	6.5
01/14/23	MISSOURI		21:49	6-12	.500	1-1	1.000	3-7	.429	5	7	12	4.2	1	1	4	0	2	16	7.1
01/18/24	AUBURN		23:42	6-9	.667	0-1	.000	5-8	.625	2	8	10	4.5	2	1	3	1	2	17	7.6
01/21/24	AT TENNESSEE		15:58	3-6	.500	0-0	.000	0-0	.000	1	3	4	4.5	5	1	2	0	1	6	7.5
01/28/24	AT SOUTH CAROLINA		19:40	2-8	.250	0-1	.000	4-4	1.000	0	2	2	4.4	3	0	0	0	0	8	7.5
02/01/24	OLE MISS		29:05	5-10	.500	0-0	.000	4-6	.667	4	1	5	4.4	3	0	3	0	0	14	7.8
02/05/24	ALABAMA		14:59	4-10	.400	0-1	.000	0-2	.000	2	3	5	4.4	3	0	1	0	0	8	7.8
02/08/24	LSU																			
02/11/24	AT GEORGIA																			
02/15/24	AT TEXAS A&M																			
02/18/24	TENNESSEE																			
02/25/24	AT ARKANSAS																			
02/29/24	AT MISSOURI																			
03/03/24	GEORGIA																			
TOTAL			366:27	72-161	.447	1-5	.200	35-57	.614	42	60	102	4.4	53	16	34	9	19	180	7.8

CAREER STATS

YEAR	GP	GS	MIN	AVG	FG	FGA	PCT	3FG	3FGA	3PCT	FT	FTA	PCT	OFF	DEF	TOT	AVG	PF	FO	AST	TO	BLK	STL	PTS	AVG
2023-24	23	1	366	15.9	72	161	.447	1	5	.200	35	57	.614	42	60	102	4.4	53	2	16	34	9	19	180	7.8
TOTAL	23	1	366	15.9	72	161	.447	1	5	.200	35	57	.614	42	60	102	4.4	53	2	16	34	9	19	180	7.8



AIYANA MITCHELL

14



@aiyanajm22



@AiyanaMitchell7

F // 6-4 // Fr. // Fountain, Colo. (Fountain-Fort Collins High School)

Season Highs

Points // 3, at Kentucky (01/11/24)
 FG Made // 1 (3x), Last: at Kentucky (01/11/24)
 FG Attempts // 2, (2x), Last: Radford (12/31/23)
 3-Pt Made // --
 3-Pt Attempt // --
 FT Made // 1 (2x), Last: at Kentucky (01/11/24)
 FT Attempt // 2 (2x), Last: at Kentucky (01/11/24)
 Rebounds // 4, Alabama State (11/20/23)
 Assists // --
 Steals // --
 Blocks // 1 (2x), Last: at Kentucky (01/11/24)
 Minutes // 8, Fairleigh Dickinson (12/29/23)

Career Highs

Points // 3, at Kentucky (01/11/24)
 FG Made // 1 (3x), Last: at Kentucky (01/11/24)
 FG Attempts // 2, (2x), Last: Radford (12/31/23)
 3-Pt Made // --
 3-Pt Attempt // --
 FT Made // 1 (2x), Last: at Kentucky (01/11/24)
 FT Attempt // 2 (2x), Last: at Kentucky (01/11/24)
 Rebounds // 4, Alabama State (11/20/23)
 Assists // --
 Steals // --
 Blocks // 1 (2x), Last: at Kentucky (01/11/24)
 Minutes // 8, Fairleigh Dickinson (12/29/23)

- Pulled down 4 reb & scored 2 pts vs. Alabama State
- Named second team all-state by the Colorado High School Athletic Association (2023)
- Collected 20 double-doubles during her prep career
- Scored a career-high 42 points in a prep game

SUPERLATIVES

10+ POINTS	--	--
15+ POINTS	--	--
20+ POINTS	--	--
MADE 3+ 3-PT FG	--	--
10+ REBS	--	--
3+ ASSISTS	--	--
3+ STEALS	--	--

2023-24 CAREER

SUPERLATIVES

2+ BLOCKS	--	--
DOUBLE-DOUBLES	--	--
LED VANDY IN PTS	--	--
LED VANDY IN REB	--	--
LED VANDY IN AST	--	--
LED VANDY IN STL	--	--
LED VANDY IN BLK	2	2

GAME-BY-GAME

DATE	OPPONENT	GS	MIN	FGM/A	%	3FG/A	%	FTM/A	%	OFF	DEF	TOT	AVG	PF	AST	T/O	BLK	STL	PTS	AVG
11/06/23	KENNESAW STATE		02:33	0-0	.000	0-0	.000	0-0	.000	0	0	0	0.0	0	0	1	0	0	0	0.0
11/09/23	AT UT MARTIN	DID NOT PLAY (COACHES DECISION)																		
11/12/23	FAIRFIELD	DID NOT PLAY (COACHES DECISION)																		
11/15/23	WESTERN KENTUCKY		00:30	0-0	.000	0-0	.000	0-0	.000	0	0	0	0.0	1	0	0	0	0	0	0.0
11/20/23	ALABAMA STATE		06:49	1-1	1.000	0-0	.000	0-0	.000	1	3	4	1.3	1	0	0	0	0	2	0.7
11/24/23	VS. IOWA STATE	DID NOT PLAY (COACHES DECISION)																		
11/25/23	VS. NORTHERN IOWA	DID NOT PLAY (COACHES DECISION)																		
11/29/23	AT NC STATE		01:40	0-0	.000	0-0	.000	0-0	.000	0	0	0	1.0	0	0	0	0	0	0	0.5
12/03/23	LOUISIANA TECH	DID NOT PLAY (COACHES DECISION)																		
12/07/23	AT BUTLER	DID NOT PLAY (COACHES DECISION)																		
12/17/23	LIPSCOMB		02:20	1-1	1.000	0-0	.000	0-0	.000	0	0	0	0.8	0	0	0	1	0	2	0.8
12/20/23	DAYTON		01:36	0-0	.000	0-0	.000	0-0	.000	0	0	0	0.7	1	0	0	0	0	0	0.7
12/29/23	FAIRLEIGH DICKINSON		08:08	0-2	.000	0-0	.000	0-0	.000	1	2	3	1.0	0	0	1	0	0	0	0.6
12/31/23	RADFORD		03:16	0-2	.000	0-0	.000	1-2	.500	0	0	0	0.9	1	0	0	0	0	1	0.6
01/04/24	AT MISSISSIPPI STATE	DID NOT PLAY (COACHES DECISION)																		
01/07/24	FLORIDA	DID NOT PLAY (COACHES DECISION)																		
01/11/24	AT KENTUCKY		01:15	1-1	1.000	0-0	.000	1-2	.500	1	0	1	0.9	0	0	0	1	0	3	0.9
01/14/23	MISSOURI	DID NOT PLAY (COACHES DECISION)																		
01/18/24	AUBURN	DID NOT PLAY (COACHES DECISION)																		
01/21/24	AT TENNESSEE	DID NOT PLAY (COACHES DECISION)																		
01/28/24	AT SOUTH CAROLINA		07:16	0-1	.000	0-0	.000	0-0	.000	1	0	1	0.9	1	0	0	0	0	0	0.8
02/01/24	OLE MISS		02:26	0-0	.000	0-0	.000	0-0	.000	0	0	0	0.8	1	0	1	0	0	0	0.7
02/05/24	ALABAMA	DID NOT PLAY (COACHES DECISION)																		
02/08/24	LSU	DID NOT PLAY (COACHES DECISION)																		
02/11/24	AT GEORGIA	DID NOT PLAY (COACHES DECISION)																		
02/15/24	AT TEXAS A&M	DID NOT PLAY (COACHES DECISION)																		
02/18/24	TENNESSEE	DID NOT PLAY (COACHES DECISION)																		
02/25/24	AT ARKANSAS	DID NOT PLAY (COACHES DECISION)																		
02/29/24	AT MISSOURI	DID NOT PLAY (COACHES DECISION)																		
03/03/24	GEORGIA	DID NOT PLAY (COACHES DECISION)																		
TOTAL			37:21	3-8	.375	0-0	.000	2-4	.500	4	5	9	0.8	6	0	3	2	0	8	0.7

CAREER STATS

YEAR	GP	GS	MIN	AVG	FG	FGA	PCT	3FG	3FGA	3PCT	FT	FTA	PCT	OFF	DEF	TOT	AVG	PF	FO	AST	TO	BLK	STL	PTS	AVG
2023-24	11	0	37	3.4	3	8	.375	0	0	.000	2	4	.500	4	5	9	0.8	6	0	0	3	2	0	8	0.7
TOTAL	11	0	37	3.4	3	8	.375	0	0	.000	2	4	.500	4	5	9	0.8	6	0	0	3	2	0	8	0.7





GAME RECAPS

Game 4 - Western Kentucky - W, 77-74

Western Ky. - 74 Record: 3-1. Box score table with columns for NO., Name, Min, FG, 3P, FT, Rebounds, Fouls, TP, AS, TO, ST, Blocks, +/-.

NASHVILLE, Tenn. - A total of three Vanderbilt women's basketball players collected a double-double against Western Kentucky on Wednesday night...

Graduate students Jordyn Cambridge and Jordyn Oliver, along with junior Sacha Washington each strung together a double-double on the stat sheet...

Freshman Aga Makurat provided an offensive punch off the bench for the Commodores. The 6-2 guard from Poland registered a career-high 18 points...

With the win, Vanderbilt remains perfect to begin the 2023-24 season, as the Does now stand at 4-0 on the year. It marks the second-straight season that Vandy has opened back-to-back campaigns perfect through four games...

The two teams traded blows through the opening two quarters, as there were six lead changes in the first 20 minutes of play. Makurat gave the Commodores a 31-28 lead going into the half...

Vanderbilt saw its lead grow to as many as 11 points in the third quarter, as a layup from Washington put the Does up 46-35 with 4:54 remaining in the stanza...

Things were just as tight in the fourth, as the two teams were knotted up at 63-61 with five minutes left to play. The Commodores got back-to-back 3-pointers from junior Iyana Moore and Makurat...

The Hilltoppers would not go quietly, as WKU pulled to within a point of Vandy at 73-72 with 39 seconds left on the clock. Vanderbilt was clutch at the free throw line down the stretch...

Summary statistics for Game 4: Biggest lead, Best Scoring Run, Lead Changes, Times Tied, Time with Lead.

Game 5 - Alabama State - W, 88-42

Alabama St. - 42 Record: 0-5. Box score table with columns for NO., Name, Min, FG, 3P, FT, Rebounds, Fouls, TP, AS, TO, ST, Blocks, +/-.

NASHVILLE, Tenn. - The Vanderbilt women's basketball team pounced on Alabama State early on Monday and never looked back...

Vanderbilt had a total of nine different players score a basket in the win over Alabama State. Junior Sacha Washington paced the Commodores with a season-high 24-point performance...

With the victory, Vanderbilt improved to 5-0 on the year. Coupled with last season's 5-0 start, it marks the first time since the 2003-04 and 2004-05 campaigns that the Commodores have begun back-to-back seasons at 5-0.

Vanderbilt shot a season-best 59.3% from the field in the victory, while limiting ASU to 25.5% from the floor. The Commodores outscored the Lady Hornets 35-8 in points off turnovers...

The Does used an offensive barrage to separate themselves from the Lady Hornets in the opening quarter, as Vanderbilt outscored Alabama State 36-10 in the first stanza...

Vanderbilt maintained a double-digit lead for the remainder of the contest against Alabama State. The Commodores used an 18-0 run between the third and fourth quarters to take a 46-point lead...

Summary statistics for Game 5: Biggest lead, Best Scoring Run, Lead Changes, Times Tied, Time with Lead.

Game 6 - vs. Iowa State - W, 68-53

Iowa St. - 53 Record: 2-2. Box score table with columns for NO., Name, Min, FG, 3P, FT, Rebounds, Fouls, TP, AS, TO, ST, Blocks, +/-.

LAS VEGAS - The Vanderbilt women's basketball team got a 21-point performance from junior Iyana Moore, while graduate student Jordyn Cambridge collected a double-double...

Moore overcame a slow start to record her second 20-plus point performance of the season, as all 21 of her points were scored over the final three quarters of play. The junior scored nine points in the second quarter...

Meanwhile, Cambridge recorded her third double-double of the season with a 12-point, 11-rebound performance against the Cyclones. Sophomore Justine Pissott and freshman Aga Makurat each tallied nine points...

With the victory, Vanderbilt moves to 6-0 on the season. It is the first time since the 2011-12 campaign that the Commodores have opened a season with six-straight wins.

The two teams traded blows in the opening quarter, as Vanderbilt trailed Iowa State, 12-11, after 10 minutes of play. Junior Sacha Washington scored the first points of the second quarter to give Vanderbilt a 13-12 lead...

Vanderbilt led by as many as 15 points in the third quarter, as a pair of free throws from Moore put the Does up 35-20 with 6:56 left to play in the frame. Iowa State would go on a 20-4 run from that point to cut the Vandy lead...

The Commodores opened the fourth on an 11-3 run to take a double-digit lead they would never relinquish. Vanderbilt led by as many as 17 points in the fourth quarter before claiming a 15-point victory over Iowa State.

Summary statistics for Game 6: Biggest lead, Best Scoring Run, Lead Changes, Times Tied, Time with Lead.



GAME RECAPS

Game 7 - Northern Iowa - W, 68-64

UNI - 64														
Record: 1-4														
NO. Name	Min	FG		3P		FT		Rebounds	Fouls	TP	AS	ST	Blocks	+/-
		M/A	M/A	M/A	M/A	OR	DR							
13 Shaheeh Watering	30:08	2-6	1-4	1-1	3-5	5-8	2-3	6	2	2	0	0	0	-13
42 Grace Boffell	34:31	9-13	0-1	7-10	0	6	6	4	7	25	2	2	2	1
0 Maya McDermott	31:19	4-11	0-4	2-2	0	5	5	2	2	10	4	2	0	1
2 Caylyn Morgan	19:44	0-4	0-0	0-0	0	3	3	2	1	0	0	0	0	-7
4 Emerson Green	26:02	0-4	0-2	0-0	0	3	3	1	0	0	4	3	0	1
32 Tashyn Wharton	08:59	0-2	0-1	0-0	0	0	0	0	1	0	2	0	0	1
24 Kayba Laube	23:17	6-10	6-10	3-3	0	0	0	3	2	21	0	2	1	0
33 Katy Reyerson	01:49	0-0	0-0	0-0	0	0	0	0	0	0	0	0	0	-1
32 Rachael Hettola	12:09	0-2	0-2	0-0	1	2	2	1	0	0	0	0	0	4
14 Riley Wright	12:22	1-1	0-0	0-0	0	0	3	0	3	2	1	0	0	3
Team		2-2	4-4	0-0	0	2	2	0	0	2	2	2	0	0
Totals	22:53	7-28	13-16	6-8	28	34	15	19	64	13	17	5	2	4

Vanderbilt - 68														
Record: 7-0														
NO. Name	Min	FG		3P		FT		Rebounds	Fouls	TP	AS	ST	Blocks	+/-
		M/A	M/A	M/A	M/A	OR	DR							
35 Sacha Washington	20:03	2-9	0-0	0-0	0	3	3	4	1	4	2	3	0	1
3 Jordyn Cambridge	39:30	11-19	5-8	1-2	2	4	6	4	5	28	3	2	7	1
11 Jordyn Oliver	30:19	3-5	1-2	3-3	6	6	1	2	1	0	0	0	0	-11
13 Justine Pissott	24:42	3-9	1-3	1-2	3	3	6	0	1	8	1	1	0	10
23 Iyana Moore	30:48	2-6	0-2	1-5	1	3	4	3	4	5	0	1	1	0
24 Aga Makurat	14:40	1-3	0-0	0-0	0	1	1	2	1	6	0	1	1	-2
12 Khamil Pierre	19:50	4-8	1-2	1-1	2	2	1	8	0	1	3	1	3	0
4 Madison Greene	19:21	2-6	0-3	1-2	1	1	2	3	2	5	2	1	0	1
21 Bella LaChance	00:45	0-0	0-0	0-0	0	0	0	0	0	0	0	0	0	2
5 Rhyanne Allen	00:03	0-0	0-0	0-0	0	0	0	0	0	0	0	0	0	1
Team		0-2	2-2	0-0	0	2	2	0	0	0	0	0	0	0
Totals	28:64	7-17	5-13	12-27	39	20	15	68	13	17	10	12	4	2

Shooting By Period	
1st FG%	41.5 26.7%
3PT%	1.9 11.1%
FT%	3.3 100%
2nd FG%	4.8 50.0%
3PT%	1.5 20.0%
FT%	2.3 66.7%
3rd FG%	7.14 50.0%
3PT%	2.7 42.9%
FT%	2.2 100%
4th FG%	7.16 43.8%
3PT%	2.7 23.6%
FT%	6.8 75%
GM FG%	22.53 41.5%
3PT%	7.28 25.0%
FT%	13.16 81.9%
Dead Ball Rebounds:	1.0

Shooting By Period	
1st FG%	8.16 50.0%
3PT%	1.3 33.3%
FT%	0.1 0%
2nd FG%	9.18 50.0%
3PT%	3.5 60.0%
FT%	0.0 0%
3rd FG%	7.19 38.9%
3PT%	2.1 30.0%
FT%	1.2 50%
4th FG%	4.11 36.4%
3PT%	1.4 20.0%
FT%	4.10 50%
GM FG%	28.64 43.8%
3PT%	7.17 41.2%
FT%	13.13 81.9%
Dead Ball Rebounds:	4.0

UNI		VANDY		Points from		Period by Period Scoring					
Biggest lead	2 (1st 8:30)	16 (3rd 6:16)	Turnovers	12	19	1st	2nd	3rd	4th	TOT	
Best Scoring Run	11 (4th 5:21)	14 (3rd 4:58)	Paint	26	34	UNI	12	11	19	22	64
Lead Changes	3	3	Second Chance	3	11	VANDY	17	21	17	13	68
Times Tied	3	3	Fast Breaks	3	11						
Time with Lead	01:53	35:35	Bench	23	15						

LAS VEGAS - The Vanderbilt women's basketball team got a career-best 28-point performance from graduate student Jordyn Cambridge on Saturday to help the Commodores collect a 68-64 victory over Northern Iowa.

The Commodores leave Las Vegas after a perfect 2-0 at the South Point Thanksgiving Shootout, with wins over Iowa State and Northern Iowa. Vanderbilt improves to 7-0 to open the 2023-24 season. It marks the first time since the 2011-12 campaign that Vanderbilt has won seven-straight games to open a season.

Cambridge set new career highs in points (28) and field goals made (11), while she matched her single-game best performance in 3-point field goals made with five against Northern Iowa. The guard also added a season-best seven steals to her ledger, six of which came during the first 20 minutes of play. Cambridge was selected to the South Point Thanksgiving Shootout All-Tournament team after she averaged a team-best 20.0 points per game in Las Vegas.

Graduate student Jordyn Oliver, sophomore Justine Pissott, and freshman Khamil Pierre each registered eight points in the win. The Commodores shot 43.8% from the field in the game and outrebounded the Panthers, 39-34. Oliver just missed a double-double, as she pulled down a season-high 11 rebounds.

The Commodore defense forced UNI into 17 turnovers, which Vandy turned into 19 points.

Vanderbilt used a 10-3 spurt to open things up in the first quarter. Cambridge scored six of the Does' 10 points during the run, then she capped off the frame with a 3-pointer in the corner to give Vandy a 17-12 advantage. Cambridge scored a total of nine points in the opening frame.

The Commodores turned up the defensive pressure in the second quarter. Vanderbilt opened the frame on an 11-0 run to take a 28-12 advantage. Cambridge would hit her third 3-point field of the half to give Vanderbilt a 17-point lead at 31-14 with 3:48 left before halftime. The Does forced UNI into nine turnovers in the second quarter, as Vanderbilt collected six total steals in the frame to help the Commodores take a 38-23 lead into the locker room.

Vanderbilt got back-to-back 3-pointers from Cambridge and Pissott early in the third quarter to give the Commodores a game-high 18-point lead at 46-28. Vandy maintained a double-digit lead for the remainder of the frame, as Cambridge ended the stanza by converting an old-fashioned 3-point play to give Vanderbilt a 55-42 advantage going into the fourth.

The Does had to withstand a 13-2 run by Northern Iowa early in the fourth quarter, as the Panthers made it a one-possession game at 60-57 after a 4-point play with 5:21 remaining. Vanderbilt responded with a 5-0 run of its own to push its advantage back out to eight points at 65-57 after freshman Madison Greene scored on a putback layup. Vanderbilt was able to keep UNI at arms-length during the closing minute of the game, as the Commodores walked away with a 68-64 win.

Game 8 - at #5/10 NC State - L, 62-70

Vanderbilt - 62														
Record: 7-1														
NO. Name	Min	FG		3P		FT		Rebounds	Fouls	TP	AS	ST	Blocks	+/-
		M/A	M/A	M/A	M/A	OR	DR							
35 Sacha Washington	32:04	6-14	0-0	2-2	3	4	7	3	2	14	1	3	1	5
3 Jordyn Cambridge	40:00	5-16	4-10	1-1	2	3	2	4	3	12	0	3	0	1
11 Jordyn Oliver	29:59	4-5	0-0	1-1	3	5	8	1	1	9	1	0	0	0
13 Justine Pissott	17:34	0-4	0-3	1-2	0	2	2	4	4	1	0	1	0	-17
23 Iyana Moore	24:06	0-5	1-1	1-2	3	8	11	2	4	6	1	0	2	1
12 Khamil Pierre	16:17	3-8	0-0	2-2	0	2	2	5	1	8	0	2	2	1
24 Aga Makurat	13:10	2-4	1-2	0-0	1	0	1	3	0	5	0	2	2	1
4 Madison Greene	21:18	2-4	1-1	0-0	0	4	4	2	1	5	4	1	2	0
14 Ayanna Mitchell	01:40	0-0	0-0	0-0	0	0	0	0	0	0	0	0	0	-4
5 Rhyanne Allen	03:52	1-2	1-2	0-0	0	0	0	0	0	3	0	0	0	-3
Team		2-3	5-5	0-0	1	1	0	0	1	0	0	0	0	0
Totals	23:67	7-21	9-10	12-23	33	23	15	62	11	13	12	7	7	3

Shooting By Period	
1st FG%	41.8 22.2%
3PT%	2.8 25.0%
FT%	1.2 50%
2nd FG%	6.13 46.2%
3PT%	3.6 50.0%
FT%	0.0 0%
3rd FG%	8.17 42.1%
3PT%	5.19 25.3%
FT%	0.3 0.0%
FT%	0.0 0%
4th FG%	6.17 42.1%
3PT%	2.4 40.0%
FT%	8.8 100%
GM FG%	23.67 34.9%
3PT%	7.21 23.3%
FT%	9.10 50.0%
Dead Ball Rebounds:	1.0

NC State - 70														
Record: 8-0														
NO. Name	Min	FG		3P		FT		Rebounds	Fouls	TP	AS	ST	Blocks	+/-
		M/A	M/A	M/A	M/A	OR	DR							
2 Mimi Collins	24:55	0-6	0-2	0-2	2	5	7	2	2	0	0	3	0	0
1 River Baldwin	28:55	5-10	0-0	0-0	3	5	10	3	3	12	0	3	0	3
10 Aziala James	23:42	6-10	2-3	0-3	3	5	7	5	14	2	1	0	0	21
21 Madison Hayes	22:28	0-4	0-4	0-4	2	4	4	3	2	3	3	0	0	2
22 Sariya Rivers	35:03	8-14	2-3	4-8	1	7	8	2	4	22	3	2	1	5
35 Zoe Brooks	27:05	1-4	1-2	7-8	0	2	2	1	6	10	4	3	4	1
42 Malory Collier	11:05	2-6	0-0	0-0	3	1	4	1	0	4	0	1	0	1
24 Laci Steele	15:15	1-4	1-4	2-2	0	0	0	1	2	5	0	1	1	-4
11 Maddie Cox	11:26	0-1	0-0	0-0	0	0	0	0	0	0	0	0	0	-4
Team		2-3	5-5	0-0	1	1	0	0	1	0	0	0	0	0
Totals	23:59	6-19	18-30	18	32	15	23	70	11	15	6	7	7	8

Shooting By Period	
1st FG%	41.3 30.8%
3PT%	0.0 0.0%
FT%	5.8 62.5%
2nd FG%	8.16 50.0%
3PT%	3.5 60.0%
FT%	3.4 75%
3rd FG%	7.16 38.9%
3PT%	1.6 16.7%
FT%	4.7 57.1%
4th FG%	4.14 28.6%
3PT%	2.7 28.6%
FT%	6.11 54.5%
GM FG%	23.59 39.0%
3PT%	6.18 32.3%
FT%	18.30 60.0%
Dead Ball Rebounds:	7.0

VANDY		NCST		Points from		Period by Period Scoring					
Biggest lead	11 (1st 9:02)	26 (4th 8:07)	Turnovers	14	9	1st	2nd	3rd	4th	TOT	
Best Scoring Run	9 (4th 9:21)	12 (4th 8:07)	Paint	30	34	VANDY	11	15	10	26	62
Lead Changes	3	3	Second Chance	15	11	VANDY	11	15	10	26	62
Times Tied	5	5	Fast Breaks	9	22	NCST	13	22	19	16	70
Time with Lead	01:41	34:06	Bench	21	19						

RALEIGH, N.C. - The Vanderbilt women's basketball team was handed its first loss of the 2023-24 season Wednesday night, as the Commodores fell at No. 5/10-ranked NC State, 70-62, as part of the ACC/SEC Challenge.

Vanderbilt got a double-digit performance from graduate student Jordyn Cambridge and junior Sacha Washington in the loss at NC State. Cambridge scored a team-best 15 points against the Wolfpack to extend her double-digit streak to 11 games dating back to the 2021-22 season. Meanwhile, Washington collected 14 points against the Wolfpack to register her sixth double-digit scoring performance this season. Graduate student Jordyn Oliver nearly had a double-double, as she registered nine points and a team-best eight rebounds.

The loss snaps Vanderbilt's seven-game winning streak to open the 2023-24 season, as the Commodores now hold a 7-1 overall record.

Vanderbilt outscored NC State 21-19 in points off the bench. Freshman Khamil Pierre scored a team-best eight bench points in 16 minutes of action. Vanderbilt shot 34.3% from the field against the Wolfpack, while NC State posted a 40% shooting percentage against the Commodores.

Both teams traded blows in the first quarter, as the frame featured five ties. Cambridge hit a pair of 3-pointers in the opening



GAME RECAPS

Game 10 - at Butler - W, 51-39

Table with columns: NO., Name, Min, FG, 3P, FT, Rebounds, Fouls, TP, AS, TO, ST, Blocks, +/-

Shooting By Period table with columns: 1st, 2nd, 3rd, 4th, GM FG%, 3PT%, FT%

Technical Fouls: NONE

Butler - 39 table with columns: NO., Name, Min, FG, 3P, FT, Rebounds, Fouls, TP, AS, TO, ST, Blocks, +/-

Shooting By Period table with columns: 1st, 2nd, 3rd, 4th, GM FG%, 3PT%, FT%

Technical Fouls: NONE

Biggest lead, Best Scoring Run, Lead Changes, Times Tied, Time with Lead

INDIANAPOLIS - The Vanderbilt women's basketball team had its best defensive performance of the season Thursday at Hinkle Fieldhouse, as the Commodores collected a gritty 51-39 victory over Butler.

The Commodores allowed a season-low 39 points against the Bulldogs. Vanderbilt collected 12 steals on the night, while Vandy forced Butler into 24 turnovers. Graduate student Jordyn Cambridge collected a game-high four steals in the win, while junior Sacha Washington added three steals.

Vanderbilt got a double-digit scoring performance from Cambridge and freshman Madison Greene. Cambridge tallied a team-high 12 points, while Greene came off to bench to score 10 points. Eight of Greene's 10 points were scored during a 12-2 run late in the fourth quarter that sealed the victory for the Commodores. Additionally, six of the eight Vanderbilt players that played against Butler scored at least six points in the win.

With the victory, Vanderbilt improves to 9-1 on the year. The Commodores are off to their best start to a season since the 2016-17 campaign, in which Vanderbilt held a 10-1 overall record through 11 games.

It was a cold night shooting inside Hinkle for both teams. Vanderbilt shot 34.4% from the floor in the victory and held Butler to 31.8% from the field. The Commodores used their size advantage over the Bulldogs to post a 42-10 edge in points in the paint. Vandy pulled down a season-high 21 offensive rebounds that allowed the Commodores to outscore Butler 15-4 in second chance points.

The Commodores played elite defense in the second stanza. Vanderbilt only allowed Butler to hit one field goal from the floor in the second quarter, as the Dores held the Bulldogs to just four points in the frame. After Butler opened the quarter with a pair of free throws, Vanderbilt went on a 14-2 run to close out the frame and take a 20-11 advantage going into the locker room.

Washington opened the third quarter with a layup to give the Commodores a 22-11 advantage. The two teams traded blows from that point, as Vanderbilt held a 31-21 lead going into the quarter media break. Butler was able to pull within four points after back-to-back Bulldog 3-pointers with 1:38 left in the frame made it a 33-29 lead for the Commodores. Cambridge sank a pair of free throws at the end of the third quarter and push the Vandy lead to 35-29 going into the fourth.

The Dores' lead tightened in the opening stages of the fourth quarter, as Butler scored five-straight points to cut the Vanderbilt lead to 37-34 with 7:55 remaining. Cambridge was able to end Vandy's drought with a layup at the 6:42 mark. However, Butler would drill a 3-point field goal on the ensuing possession to make it a 2-point game at 39-37 midway through the stanza. Freshman Madison Greene would push Vanderbilt's lead back out to double-digits, as she scored eight points over three minutes in the fourth to spark a 12-2 run to end the game and give Vandy a 12-point victory.

Game 11 - Lipscomb - W, 72-50

Lipscomb - 50 table with columns: NO., Name, Min, FG, 3P, FT, Rebounds, Fouls, TP, AS, TO, ST, Blocks, +/-

Shooting By Period table with columns: 1st, 2nd, 3rd, 4th, GM FG%, 3PT%, FT%

Technical Fouls: NONE

Vanderbilt - 72 table with columns: NO., Name, Min, FG, 3P, FT, Rebounds, Fouls, TP, AS, TO, ST, Blocks, +/-

Shooting By Period table with columns: 1st, 2nd, 3rd, 4th, GM FG%, 3PT%, FT%

Technical Fouls: Team 1st 10:00

Biggest lead, Best Scoring Run, Lead Changes, Times Tied, Time with Lead

NASHVILLE, Tenn. - Graduate student Jordyn Cambridge recorded her fourth double-double of the season on Sunday, as the Nashville, Tennessee, native registered 23 points and 14 rebounds in a 72-50 victory over Lipscomb at Memorial Gymnasium.

Cambridge was electric all afternoon against the Bisons, as she registered her second 20-point performance of the season, while she pulled down a season-best 14 rebounds. The guard added three steals to her stat line to extend her consecutive steals streak to 49-straight games. Cambridge's 23-point, 14-rebound performance against Lipscomb marks the first time that the Nashville, Tennessee, native has recorded a double-double against an NCAA Division I school from the Music City.

With the win, Vanderbilt improves to 10-1 overall this season. It matches the Commodores' best start to a season through 11 games since the 2016-17 campaign. The victory over Lipscomb also marks Vandy's eighth-straight home win over a nonconference opponent.

The Commodores used their depth to outpace the Bisons on Sunday, as all but two players who played for Vanderbilt scored against Lipscomb. The Dores outscored LU 27-9 in points off the bench, led by freshman Khamil Pierre's 14 points. Pierre's 14-point effort against the Bisons matches her career-best performance in the scoring column, while the 6-2 freshman also tied her career-high in rebounds with seven caroms. Junior Sacha Washington also flirred with a double-double against Lipscomb, as the 6-2 forward grabbed 12 rebounds and scored nine points.

The Commodores shot 42.3% as a team in the victory and made a total of five 3-pointers as a team. Defensively, Vandy limited Lipscomb to just 29.7% from the floor, while the Commodores collected eight steals and forced 12 turnovers.

Vanderbilt used an early 9-0 run to build an 11-3 advantage in the first quarter. The Bisons scored seven of the game's next nine points to make it a one-possession game at 13-10 with 38 seconds left in the opening stanza. Pierre closed the stanza with a layup to push Vandy's lead back out to five points at 15-10.

Lipscomb scored the first five points of the second quarter to knot the game up at 15-15 and force Vanderbilt to call a timeout. After the timeout, the Commodores went on a 2-6 run to close out the second quarter and take an 18-point lead into the locker room at 39-21. Cambridge was huge in the second-quarter run, as she scored 15 of her team's 24 points during the spurt.

Cambridge stayed hot out of the break, as she opened the third quarter with a jumper to push Vanderbilt's advantage to 20 points at 41-21. The Commodores maintained a double-digit lead for the remainder of the second half, as Vanderbilt collected a 22-point win over the Bisons.

Game 12 - Dayton - W, 70-53

Dayton - 53 table with columns: NO., Name, Min, FG, 3P, FT, Rebounds, Fouls, TP, AS, TO, ST, Blocks, +/-

Shooting By Period table with columns: 1st, 2nd, 3rd, 4th, GM FG%, 3PT%, FT%

Technical Fouls: NONE

Vanderbilt - 70 table with columns: NO., Name, Min, FG, 3P, FT, Rebounds, Fouls, TP, AS, TO, ST, Blocks, +/-

Shooting By Period table with columns: 1st, 2nd, 3rd, 4th, GM FG%, 3PT%, FT%

Technical Fouls: NONE

Biggest lead, Best Scoring Run, Lead Changes, Times Tied, Time with Lead

NASHVILLE, Tenn. - The Vanderbilt women's basketball team extended its winning streak to four games on Wednesday, as the Commodores collected a 70-53 victory over Dayton inside Memorial Gymnasium.

Vandy got a double-double performance from graduate student Jordyn Cambridge and junior Sacha Washington, while sophomore Justine Pissott drilled a career-best five 3-pointers in the victory over the Flyers. Vanderbilt shot a season-best 48.1% from the field and an even more impressive 56.3% from behind the arc.

With the win, Vanderbilt improves to 11-1 overall on the year. It is the Commodores' best start to a season since the 2011-12 campaign.

It is the second time this season that Cambridge and Washington have each recorded a double-double in the same game, as the last time came back on Nov. 9 in the victory at UT Martin back. Cambridge scored a team-high 22 points against the Flyers and pulled down 10 rebounds to record her second-consecutive double-double and her fifth overall this season. Cambridge's 22 points against Dayton come off the heels of her 23-point effort against Lipscomb, marking the first time in her career that she has scored 20 or more points in back-to-back games. The Nashville, Tennessee, native added five steals to her ledger, as she moved into third on Vanderbilt's all-time steals list with 287 career steals.

Meanwhile, Washington added a team-high 15 rebounds and scored 11 points to post also her fifth double-double of the 2023-24 campaign. The 6-2 forward also added a career-best six blocks to her stat line against the Flyers.

The Commodores drained nine 3-point field goals in the victory over Dayton. Pissott led the charge from behind the arc for Vanderbilt, as she drilled a career-best five 3-point field goals en route to a career-high 17-point performance. Graduate student Jordyn Oliver rounded out Vandy's quartet of double-digit scorers on the day with an 11-point performance against the Flyers.

The two teams traded blows in the opening quarter. After Vanderbilt opened the game on an 8-2 run, Dayton was able to pull within a point of the Commodores after a 3-pointer made it an 8-7 game midway through the frame. The Dores pushed their lead back out to seven after a 3-pointer from Cambridge made it 17-10 with two minutes left in the stanza. Dayton closed out the first on a 7-0 run of its own to knot the game up at 17-17 after 10 minutes of play.

Vanderbilt broke the tie to begin the second quarter, using a 12-2 run to take a 29-19 lead. Pissott went a perfect 4-of-4 from behind the arc in the second quarter, as she scored a total of 14 points in the frame. The sophomore from Toms River, New Jersey, drilled her fourth 3-pointer of the quarter right before the halftime buzzer sounded to give Vanderbilt a 42-26 lead going into the locker room.

The Commodores continued to extend their lead in the opening stages of the third quarter. Vanderbilt took a game-high 19-point lead after graduate senior Jordyn Oliver converted an old-fashioned 3-point play with 7:16 left in the third. Freshman Khamil Pierre's layup at 4:18 would give the Dores a 51-34 point lead with 4:18 on the clock. That would be the final made field goal of the stanza for Vanderbilt, as Dayton would go on a 7-0 run to close out the third and cut the Vandy deficit to 10 points at 51-41 going into the game's final quarter.

Dayton made it a one-possession game by opening the fourth with a jumper that cut Vanderbilt's lead to 51-43. Cambridge responded with a 3-pointer on the next possession to extend the Commodores' lead back out to double-digits. Vanderbilt maintained a double-figure advantage over the Flyers for the remainder of the contest, as the Dores walked away with a 17-point victory.

GAME RECAPS

Game 13 - FDU - W, 73-41

Summary table for Game 13 vs FDU. Includes player stats (FG, 3P, FT, Rebounds, Fouls, TP, AS, TO, ST, Blocks, +/-), Shooting By Period, Technical Fouls, and a comparison of key stats (Biggest Lead, Best Scoring Run, Lead Changes, etc.) between FDU and VANDY.

NASHVILLE, Tenn. - The Vanderbilt women's basketball team extended its winning streak to five games, as the Commodores collected a 73-41 victory over FDU on Friday at Memorial Gymnasium.

Vanderbilt got a double-digit scoring performance from a trio of Commodores in the victory over the Knights. Juniors Sacha Washington and Iyana Moore each scored 14 points in the win, while freshman Khamil Pierre added 12 points off the bench. It was a full team effort for the Commodores on Friday, as Vandy outscored the Knights 25-5 in points off the bench.

The win improves Vanderbilt's record to 12-1 overall this season. It marks the first time since the 2011-12 campaign that the Commodores have begun a season with a 12-1 mark, which is tied for the second-best start to a season throughout the first 13 games in program history. The 12 victories for Vanderbilt this season also match last season's win total.

Vanderbilt locked up FDU defensively throughout the night. Vanderbilt limited the Knights to just 29.4% from the field and forced FDU into 22 turnovers, which turned into 30 points off turnovers for the Commodores.

The Commodores ran away from the Knights early in the first quarter and never looked back. Vandy used a 10-0 run that turned a four-point lead into a 14-point advantage at 23:9 to close out the opening frame. Vanderbilt ended the second stanza on a 28-7 run that gave the Commodores a 35-point advantage at 51:16. The Does would end up taking a 31-point lead into halftime, which marked the second time this season Vandy has held a 30-point advantage at the break.

Vanderbilt's lead ballooned to a game-high 40 points early in the fourth quarter, as a jumper from sophomore Ryanne Allen gave the Commodores a 67-27 lead with 8:08 left to play in the contest. Vanderbilt would maintain a 30-plus point lead for the remainder of the game, as the Commodores walked away with a 32-point victory.

Game 14 - Radford - W, 80-53

Summary table for Game 14 vs Radford. Includes player stats (FG, 3P, FT, Rebounds, Fouls, TP, AS, TO, ST, Blocks, +/-), Shooting By Period, Technical Fouls, and a comparison of key stats (Biggest Lead, Best Scoring Run, Lead Changes, etc.) between RAD and VANDY.

NASHVILLE, Tenn. - The Vanderbilt women's basketball team closed out the 2023-24 nonconference portion of its schedule on Sunday with an 80-53 victory over Radford at Memorial Gymnasium.

Vanderbilt got another balanced effort from the entire roster in the win over the Highlanders. A total of four Does scored double-digit points in the victory, while every Vanderbilt player who played on Sunday scored in the victory.

Graduate student Jordyn Cambridge was electric on both sides of the floor. The Nashville, Tennessee, native scored a team-high 18 points, collected a season-high eight steals, and dished out a team-best five assists. It is the first time this season that Cambridge has had 15-plus points, 5-plus assists, and 5-plus steals in a game, while it is the third time in her career she has accomplished the feat.

The win over the Highlanders improves Vanderbilt's overall record to 13-1 this season, tying the Commodores with the 2006-07 squad for the most wins prior to SEC play in school history.

Junior Sacha Washington nearly had a double-double against the Highlanders with a 12-point, 9-rebound effort. Fellow junior Iyana Moore and sophomore Justine Pissott, each scored 10 points in Sunday's victory over Radford. Freshman Khamil Pierre tallied nine points and pulled down five rebounds in her first collegiate start, while sophomore Ryanne Allen provided eight points off the bench for the Does.

The Commodores forced an opponent into 20-plus turnovers for the second-straight game, as Radford turned the ball over 24 times, which led to 30 points off turnovers for the Does.

The two teams traded blows to open the game before Vanderbilt used a 16-0 run to take a 15-point lead at 22:7 after back-to-back layups from Cambridge. A 3-pointer by sophomore Ryanne Allen gave the Commodores a 17-point lead at 28:11, though Radford matched Allen's trifecta with a 3-pointer to make it a 28-14 game at the end of the first quarter.

Vanderbilt maintained a double-digit lead throughout the second quarter, leading by as many as 18 points. The Highlanders converted an old-fashioned 3-point play right before the halftime buzzer, soundly, as Vanderbilt took a 45-32 lead into the locker room.

The Commodores opened the third stanza on a 15-2 run to take a commanding 26-point lead at 60:34. Vanderbilt took a game-high 32-point lead after a Washington layup made it a 77-45 game with 5:46 left in the game. The Commodores maintained a 20-plus lead for the remainder of the game, as Vanderbilt collected a 27-point victory to close out nonconference play.

Game 15 - at Mississippi St. - W, 71-66

Summary table for Game 15 at Mississippi State. Includes player stats (FG, 3P, FT, Rebounds, Fouls, TP, AS, TO, ST, Blocks, +/-), Shooting By Period, Technical Fouls, and a comparison of key stats (Biggest Lead, Best Scoring Run, Lead Changes, etc.) between VAN and MSU.

STARKVILLE, Miss. - The Vanderbilt women's basketball team opened SEC play by collecting a 71-66 victory at Mississippi State on Thursday to improve to 14-1 on the year.

The Commodores got a season-best 29-point performance from junior Iyana Moore, as the Murfreesboro, Tennessee, native shot a blistering 66.7% from the floor and hit a game-high three 3-pointers. For the second-straight game, every Vanderbilt player that played scored in the victory.

The Does open SEC play with a road win for the first time since the 2008-09 season, when Vandy collected an 85-76 victory at Alabama back on Jan. 8, 2009. The victory also pushes Vanderbilt's overall record to 14-1, which is the program's best start since the 2006-07 campaign.

Vanderbilt shot 49.1% from the floor in the win, while the Commodores out rebounded the Bulldogs 35-28 on the night. The Does went a perfect 10-of-10 from the free throw in the victory.

Vanderbilt set the tone early against the Bulldogs, as Vanderbilt opened the game on an 11-4 run. Moore scored seven points for the Does during the spurt. Mississippi State answered with a 6-0 run of its own to pull within a point of the Commodores at 11:10. Vanderbilt was able to push its advantage back out to six points at 18:12 after a layup from junior Sacha Washington at the 2:04 mark. Vandy concluded the first quarter with a four-point lead at 18:14.

Mississippi State scored the first seven points of the second stanza to take a 21-18 lead over Vanderbilt. Sophomore Justine Pissott ended the MSU run, as she sank a 3-pointer from the wing to knot the game up at 21:all. Mississippi State responded with seven-consecutive points after the Pissott 3-pointer to force the Commodores to call a timeout trailing 28-21. Vanderbilt caught fire out of the timeout, as the Does went out a 15-2 run to reclaim a six-point lead at 36:30 with under a minute left to play before the half. Moore once again played a big role during Vanderbilt's second-quarter run, as she added seven more points to give her 14 first-half points. The Bulldogs made it a one-possession game going into the half, as Vanderbilt held a 36-33 lead.

Moore hit her first shot of the third quarter to give Vandy a 38-23 lead. Mississippi State answered with four-straight points to make it a one-point game at the 7:50 mark. The Does pushed their lead back out to five points after Moore's third 3-pointer of the game made it 44-39 with 6:31 left in the frame. Vanderbilt held the lead for the remainder of the stanza, as the Commodores took a 56-50 lead into the night's final frame.

The Bulldogs pulled even with the Commodores to open the fourth quarter, as an 8-2 run by MSU tied the game up at 58-58 with 6:28 left in the contest. Pissott sank her third 3-point field goal of the night to give Vanderbilt a 61-58 advantage going into the game's final media break. The Commodores would hold the lead for the remainder of the game to move to 1-0 in SEC play.



GAME RECAPS

Game 16 - Florida - W, 63-57

Florida - 57 Record: 9-6 (2-2) Table with columns for NO., Name, Min, FG, 3P, FT, Rebounds, Fouls, TP, AS, TO, ST, Blocks, +/-

Shooting By Period, Technical Fouls: NONE, Dead Ball Rebounds: 1.0

Vanderbilt - 63 Record: 15-1 (9-0) Table with columns for NO., Name, Min, FG, 3P, FT, Rebounds, Fouls, TP, AS, TO, ST, Blocks, +/-

Shooting By Period, Technical Fouls: NONE, Dead Ball Rebounds: 4.0

Points from Turnovers, Period by Period Scoring, Biggest lead, Best Scoring Run, Lead Changes, Times Tied, Time with Lead

NASHVILLE, Tenn. - The Vanderbilt women's basketball team is off to its second-best start in program history, as the Commodores move to 15-1 on the year after picking up a thrilling 63-57 victory over Florida on Sunday in SEC action.

The Dores got stellar offensive performances from graduate student Jordyn Cambridge and junior Iyana Moore in the win over the Gators. Each player recorded a 20-point performance in Sunday's victory, as Cambridge scored a game-high 24 points against UF, while Moore tallied 20 points. It's the first time the duo has scored 20 or more points in the same contest in their respective collegiate careers.

The victory puts the Commodores at 15-1 overall this season. It is the second-best start in program history through the first 16 games. Only the 1992-93 Dores have had a better start to a season than the 2023-24 team, as the 1993 NCAA Final Four finalists opened that campaign with 16-straight wins en route to a 17-0 start.

The win over Florida gives Vanderbilt its first 2-0 start in SEC play since the 2012-13 season. It is the second-straight home win over the Gators for Vandy, which marks the first time in 13 seasons that the Dores have won back-to-back home games over UF. Vanderbilt also extends its winning streak to a season-high eight games.

Sunday's game featured 13 lead changes and 10 ties. The Commodores shot 35.3% from the floor in the victory, while Vandy outrebounded the Gators, 39-34. Cambridge pulled down a game-high eight rebounds to pace the Dores, while junior Sacha Washington grabbed seven caroms.

Neither team would gain much separation in the first half, as Vanderbilt and Florida stayed within single-digit points of each other during the opening 20 minutes. The two squads went into halftime tied after sophomore Justine Pissott's running jump shot knotted the game up 26-all right before the break.

The Commodores opened the third quarter on a 10-4 run to snap the tie, as a layup from Washington gave Vandy a 36-30 lead. Vanderbilt maintained its six-point advantage over the Gators for the next two minutes of gameplay, but Florida would respond with a 12-1 run to take a 45-40 lead with 15 seconds left in the third quarter. Moore brought UF's run to an end with a pair of free throws in the closing seconds of the third to make it a one-possession game at 45-42 going into the fourth quarter.

Moore's free throws at the end of the third sparked a personal 7-2 run that ran into the fourth quarter, as she gave Vanderbilt a 49-47 advantage after hitting a 3-pointer with 8:11 left in the game. In a back-and-forth finale, Cambridge put the Commodores up for good, as she hit a clutch 3-pointer from the wing to give Vanderbilt a 56-55 lead with 2:50 left to play.

Moore collected a steal on the ensuing UF possession, and Vanderbilt made it a 3-point contest at 58-55 after Cambridge sank a pair of charity tosses. Florida pulled within a point at 58-57 with 1:56 left to play, as the two teams traded defensive blows from there. Cambridge came up with another clutch steal with 35 seconds left in the game, then she went down to the opposite end of the court and hit two more free throws to extend Vanderbilt's lead back out to three points at 60-57. The Commodores would go 4-of-5 from the free throw line over the final 15 seconds of play to secure the six-point win over the Gators.

Game 17 - Kentucky - W, 95-73

Vanderbilt - 95 Record: 16-1 (3-0) Table with columns for NO., Name, Min, FG, 3P, FT, Rebounds, Fouls, TP, AS, TO, ST, Blocks, +/-

Shooting By Period, Technical Fouls: NONE, Dead Ball Rebounds: 1.0

Kentucky - 73 Record: 8-9 (1-2) Table with columns for NO., Name, Min, FG, 3P, FT, Rebounds, Fouls, TP, AS, TO, ST, Blocks, +/-

Shooting By Period, Technical Fouls: NONE, Dead Ball Rebounds: 4.0

Points from Turnovers, Period by Period Scoring, Biggest lead, Best Scoring Run, Lead Changes, Times Tied, Time with Lead

LEXINGTON, Ky. - Junior Iyana Moore recorded a career-high 37-point performance, while graduate student Jordyn Cambridge posted a double-double as the No. 24-ranked Vanderbilt women's basketball team scored a 95-73 victory at Kentucky on Thursday to move to 3-0 in SEC action.

Moore's scored the most points in a game by a Commodore this season, with the junior shooting a blistering hot 82.4 percent from the floor, as the Murfreesboro, Tennessee, native connected on 14-of-17 attempts. It is Moore's second career game with 30 or more points.

The win pushes Vanderbilt's overall record to 16-1 on the year and 3-0 in SEC play. The Commodores' 16-1 record marks the second-best start to a season through the first 17 games in program history. Meanwhile, Vandy opens the SEC season with three-straight victories for the first time since the 2008-09 campaign. Vanderbilt also picked up back-to-back road SEC wins for the first time since Jan. 9, 2014, at Auburn (74-65) and Jan. 16, 2014, at Mississippi State (80-74).

Cambridge picked up her sixth double-double of the season with a 12-point, 12-assist performance against the Wildcats. It is Cambridge's first double-double of the season with 10-plus points and 10-plus assists. The 12 assists for Cambridge set her career high, surpassing the 10 assists she dished out in her triple-double performance against Texas A&M during the first round of the 2022 SEC Tournament. The Nashville, Tennessee, native also added three steals to her stat line, marking the 15th game this season that Cambridge has picked up three or more steals.

The Commodores shot 58.5 percent from the field in the win over the Wildcats. It is the second time this season that Vanderbilt has shot over 50 percent from the floor. That included going 9-of-18 from 3-point range, with the Dores also making 10-of-11 attempts at the free-throw line.

Vandy outrebounded the Wildcats 39-32 and was able to score 25 points off 14 Kentucky turnovers.

After the Wildcats jumped out to a 5-0 lead to open the game, Vanderbilt rolled off 10-straight points to take a 10-5 advantage after an old-fashioned 3-point play from Moore. The Commodores took a double-digit lead after back-to-back buckets from Pierre put Vandy up 12 points at 19-7 at the 2:51 mark. Moore scored 11 points in the opening frame, as the Dores held a 23-13 lead going into the second stanza.

The Dores had their lead drop to just six points after UK opened the second with back-to-back buckets. Vanderbilt used a 10-2 run to jump out to a 33-19 lead after a layup from sophomore Justine Pissott. Vanderbilt maintained its double-digit advantage heading into the locker room, as the Commodores led 44-34 at the break.

Vanderbilt used a 10-0 run midway through the third quarter that turned a 13-point Commodore lead into a 23-point lead at 67-44 with 3:34 left in the frame. Moore was once again the catalyst during the third-quarter run, as she scored eight points during the spurt. Vanderbilt led by as many as 24 points in the fourth quarter before walking out of Rupp Arena with a 22-point victory.

Game 18 - Missouri - L, 63-65

Missouri - 65 Record: 10-7 (1-3) Table with columns for NO., Name, Min, FG, 3P, FT, Rebounds, Fouls, TP, AS, TO, ST, Blocks, +/-

Shooting By Period, Technical Fouls: NONE, Dead Ball Rebounds: 3.0

Vanderbilt - 63 Record: 16-2 (3-1) Table with columns for NO., Name, Min, FG, 3P, FT, Rebounds, Fouls, TP, AS, TO, ST, Blocks, +/-

Shooting By Period, Technical Fouls: NONE, Dead Ball Rebounds: 4.0

Points from Turnovers, Period by Period Scoring, Biggest lead, Best Scoring Run, Lead Changes, Times Tied, Time with Lead

NASHVILLE, Tenn. - The No. 24-ranked Vanderbilt women's basketball team had its nine-game winning streak come to an end Sunday at Memorial Gymnasium, as the Commodores fell to Missouri, 65-63, in SEC action.

Freshman Khamil Pierre recorded the first double-double of her Vanderbilt career, as the 6-2 forward scored a team-high 16 points and pulled down a game-best 12 rebounds in 22 minutes of action off the bench. She is the first Vanderbilt freshman to record a double-double since Sacha Washington's 12-point, 10-rebound effort back on March 2, 2022, in the first-round win over Texas A&M at the 2022 SEC Tournament.

The loss to Missouri brings Vanderbilt's nine-game winning streak to an end, as the Commodores now stand at 16-2 overall this season and 3-1 in SEC play.

Pierre was one of two Vandy players to record double-digit points against Missouri, as graduate student Jordyn Cambridge tallied 12 points in the loss. Junior Sacha Washington scored nine points and pulled down seven rebounds against the Tigers, while graduate student Jordyn Oliver had eight points.

The Commodores shot 37.9 percent from the field on Sunday, while Missouri connected on 45.5 percent of its shots. Pierre's performance helped Vanderbilt hold a 21-11 edge in points off the bench. The Dores also outrebounded the Tigers, 44-28, as Vanderbilt only allowed one Missouri offensive board during the contest.

A layup by Pierre gave the Commodores a 12-point lead at 52-40 with a minute left to play in the third quarter. Missouri ended the third stanza with four-straight points, then went on to score 11 of the first 12 points in the fourth quarter to take a 55-53 lead with 5:32 left to play.

The Commodores pulled even with the Tigers at 58-58 after a layup from Oliver at the 3:51 mark of the fourth. Missouri rolled off five-consecutive points after Oliver's layup to reclaim a 63-58 advantage. The Commodores would make it a one-possession game after junior Iyana Moore's 3-pointer pulled the Dores to within two points at 65-63 with 35 seconds left to play.

After Moore's 3-point field goal, Vanderbilt committed a pair of fouls to attempt to put Missouri into the bonus. With eight seconds left to play, the Commodores stole the Tigers' inbound pass at midcourt and headed toward their basket. Vanderbilt would miss the game-tying layup in transition and Missouri grabbed the rebound to hand the Commodores their first SEC loss of the season.





GAME RECAPS

Game 19 - Auburn - W, 53-50

Table with columns: NO., Name, Min, FG, 3P, FT, Rebounds (OR, DR, TOT), Fouls (PF, FB), TP, AS, TO, ST, Blocks (BS, BA), +/-, and Totals. Includes shooting percentages for 1st, 2nd, 3rd, 4th, and GM.

Table for Vanderbilt - 53 with columns: NO., Name, Min, FG, 3P, FT, Rebounds (OR, DR, TOT), Fouls (PF, FB), TP, AS, TO, ST, Blocks (BS, BA), +/-, and Totals. Includes shooting percentages for 1st, 2nd, 3rd, 4th, and GM.

Summary table for Game 19 with columns: AUBURN, Vandy, Points from, Turnovers, and Period by Period Scoring (1st, 2nd, 3rd, 4th, TOT).

NASHVILLE, Tenn. - Freshman Khamil Pierre came up big for the Vanderbilt women's basketball team down the stretch, as the reigning SEC Freshman of the Week helped the Commodores secure a 53-50 win over Auburn Thursday at Memorial Gymnasium.

Pierre scored six points over the final three minutes of play, as she went 4-of-6 at the free throw line down the stretch and collected the game-sealing steal with four seconds left to help Vanderbilt mount a comeback win over the Tigers. The freshman scored a career-high 17 points, as she extended her double-digit scoring streak to three games. The forward also grabbed a game-high 10 rebounds to record her second-consecutive double-double.

Thursday's contest was a battle throughout, as the game featured 17 lead changes and eight lead changes. Neither team led by more than five points over the final three-quarters of play.

The win improves Vanderbilt's record to 17-2 overall on the year and 4-1 in SEC play.

Junior Iyana Moore also registered double-digit points, as the Murfreesboro, Tennessee, native tallied 12 points. Moore went 5-of-5 at the free throw line, as she has now hit 24 consecutive free throws over the last five games.

The Commodores shot 38.3 percent from the floor in the win, while the Dores limited Auburn to 35.6 percent field goal percentage. In total, Auburn led for over 25 minutes of game time on Thursday, while the Dores only led for nearly nine minutes of game play.

Vanderbilt got off to a cold start offensively, as the Commodores missed their first six shots of the game to allow Auburn to jump out to a 9-0 advantage. Pierre got the Dores on the board with a jumper out of the media break to make it a 9-2 game. After Pierre's jumper, Vanderbilt kept the Tigers off the scoreboard over the final 4:30 of the first quarter, as the Dores were able to make it a one-possession game at 9-6 going into the second stanza.

Pierre would knot the game up at 11-all after a layup in transition with 6:45 left to play before halftime. Junior Sacha Washington gave the Dores their first lead of the game at the 5:50 mark in the second, as she converted on an old-fashioned 3-point play that gave Vanderbilt a 14-13 advantage. The two teams traded baskets for the remainder of the second quarter, as Auburn took a slim 23-22 lead into the locker room.

The Dores came out of the halftime break on fire, as Vanderbilt scored the first five points of the third quarter to take a 27-23 lead after a 3-pointer from Cambridge. Auburn rolled off six straight points after Cambridge's 3-point field goal to reclaim a 29-27 lead. The two teams traded buckets for the remainder of the frame, as the Tigers went into the fourth quarter holding a 41-40 advantage.

The Commodores and Tigers continued to trade the lead through the first four minutes of the fourth quarter until Auburn rolled off four straight points to give the Tigers a 45-42 lead with 6:08 left to play. Vanderbilt continued to battle, as Pierre tied the game up at 48-all with a free throw at the 2:47 mark. The freshman came up clutch again at the charity stripe just seconds later, as Pierre sank a pair of free throws to put the Commodores even with Auburn at 50-50 with 1:21 left to play. After getting a defensive stop, Vanderbilt was able to claim the lead for good, as Pierre hit a layup with 33 seconds remaining to give the Dores a 52-50 lead. Pierre would go on to steal a pass with four seconds left on the clock, then drilled a free throw with two seconds left to secure the come-from-behind win for the Dores.

Game 20 - at Tennessee - L, 73-64

Table with columns: NO., Name, Min, FG, 3P, FT, Rebounds (OR, DR, TOT), Fouls (PF, FB), TP, AS, TO, ST, Blocks (BS, BA), +/-, and Totals. Includes shooting percentages for 1st, 2nd, 3rd, 4th, and GM.

Table for Tennessee - 73 with columns: NO., Name, Min, FG, 3P, FT, Rebounds (OR, DR, TOT), Fouls (PF, FB), TP, AS, TO, ST, Blocks (BS, BA), +/-, and Totals. Includes shooting percentages for 1st, 2nd, 3rd, 4th, and GM.

Summary table for Game 20 with columns: TENNESSEE, VANDY, Points from, Turnovers, and Period by Period Scoring (1st, 2nd, 3rd, 4th, TOT).

KNOXVILLE, Tenn. - The Vanderbilt women's basketball team dropped a hard-fought contest at Tennessee on Sunday, as the Commodores fell at Food City Center, 73-64.

In a game that featured seven ties and five lead changes, it was a late run by Tennessee that sealed the victory. Vanderbilt pulled to within a point of the Lady Vols after graduate student Jordyn Cambridge's jumper made it a 65-64 game with 3:16 left to play. Tennessee closed the game by scoring eight straight points to claim a nine-point victory over the Dores.

Cambridge and junior Iyana Moore each scored double-digit points in Sunday's loss. Moore tallied a game-high 19 points, while Cambridge added 12 points. Moore also dishd out a team-high five assists, while Cambridge added a team-best six rebounds and three steals for her stat line.

The loss to Tennessee brings Vanderbilt's overall record to 17-3, while the Commodores are now 4-2 in SEC play.

The Dores drilled nine 3-pointers in the game and shot 41.7 percent from the field against the Lady Vols. There were only two free throws missed in Sunday's contest, as Vanderbilt went 5-of-6 at the charity line, while Tennessee made 17 of its 18 free throws.

After Vanderbilt took a 4-3 lead to open the game, the Lady Volunteers doubled up the Dores at 12-6. Vandy pulled even with Tennessee at 12-all after a pair of free throws from Moore coming out of the media timeout. The Lady Vols got back-to-back baskets after Moore's bucket to take a 16-12 advantage. Cambridge drilled a 3-pointer to put the Dores to within a point of Tennessee at 18-17, but the Lady Volunteers closed out the frame with a bucket to push Vanderbilt's deficit to 20-17 going into the second quarter.

Tennessee pushed its advantage to seven points in the early stages of the second stanza. Vanderbilt chipped away at the Lady Vol lead and got to within two points at 29-27 after a 3-pointer from freshman Aga Makurat. The Dores pulled even once again after a layup from junior Sacha Washington knotted the game up at 31-31 with 1:20 left to play before halftime. Tennessee took a brief lead after Washington's bucket, but Vanderbilt answered with a layup from graduate student Jordyn Oliver at the buzzer as the teams went into the locker room tied at 33-all.

Sophomore Justice Pissott sank her second 3-pointer of the contest to open the third quarter to give Vandy a 36-33 lead. Tennessee reclaimed a 39-36 advantage, but Pissott brought the Commodores even again, as her third trifecta of the game pulled Vanderbilt even at 39-39 with seven minutes left to play in the third. The two teams would trade blows from that point, but it would be Tennessee taking a four-point lead into the fourth quarter at 51-47.

Cambridge opened the fourth with a 3-pointer that pulled the Commodores within a point of the Lady Volunteers at 51-50. Tennessee extended its lead to 58-52 to force the Commodores to call a timeout at the 7:03 mark of the fourth. Vanderbilt got back-to-back baskets out of the time out to pull within a bucket of UT at 58-56. The Lady Vols reclaimed a six-point advantage, but Vanderbilt's defense would answer the call. Vandy would get back-to-back steals that led to transition layups that tied the score up at 62-62 and forced UT to call a timeout with 4:04 remaining in the game.

Tennessee answered with a 3-pointer out of the break to reclaim the lead at 65-62. Vanderbilt responded with a jumper from Cambridge to make it a one-point game at 65-64 with 3:16 remaining. UT would go on an 8-0 run from that point to take a lead that UT would not relinquish the lead for the remainder of the game.

Game 21 - at #1/1South Carolina - L, 91-74

Table with columns: NO., Name, Min, FG, 3P, FT, Rebounds (OR, DR, TOT), Fouls (PF, FB), TP, AS, TO, ST, Blocks (BS, BA), +/-, and Totals. Includes shooting percentages for 1st, 2nd, 3rd, 4th, and GM.

Table for South Carolina - 91 with columns: NO., Name, Min, FG, 3P, FT, Rebounds (OR, DR, TOT), Fouls (PF, FB), TP, AS, TO, ST, Blocks (BS, BA), +/-, and Totals. Includes shooting percentages for 1st, 2nd, 3rd, 4th, and GM.

Summary table for Game 21 with columns: SOUTH CAROLINA, VANDY, Points from, Turnovers, and Period by Period Scoring (1st, 2nd, 3rd, 4th, TOT).

COLUMBIA, S.C. - The Vanderbilt women's basketball team dropped a 91-74 contest at No. 1-ranked South Carolina in SEC action on Sunday.

Freshman Aga Makurat was a spark off the bench for the Commodores, as she matched her career-high scoring performance with 18 points against South Carolina. The guard from Sierakowice, Poland sank four 3-pointers against the Gamecocks, as she scored double-digit points against an SEC opponent for the first time in her career.

Makurat was one of four Dores to score double-figure points against the top-ranked team in the nation. Junior Sacha Washington matched Makurat with an 18-point outing. Both Makurat and Washington each grabbed a team-best seven rebounds in the loss. Graduate student Jordyn Cambridge tallied 14 points and dishd out a game-high eight assists. Junior Iyana Moore rounded out Vandy's quartet of double-digit scorers with a 13-point performance at South Carolina.

The loss drops Vanderbilt's overall record to 17-4 overall and 4-3 in SEC games. Meanwhile, South Carolina remains the only undefeated team left in NCAA Division I, as the Gamecocks improve to 19-0 overall and 7-0 in league play.

Vanderbilt shot 40.3 percent from the floor in the loss against USC. The Dores sank eight 3-pointers, led by Makurat's four trifectas. South Carolina outrebounded the Commodores 37-35, though the Dores held a 15-14 advantage over the Gamecocks in offensive boards.

The two teams traded blows in the first quarter, as the opening stanza featured a total of 10 lead changes and four ties. Sophomore Justice Pissott gave the Dores their first lead of the contest with a 3-pointer at the 7:02 mark that made it a 7-6 contest. After a South Carolina bucket, Cambridge sank her first trifecta of the afternoon to give Vandy a 12-10 advantage. Back-to-back baskets from Makurat gave the Commodores a 17-16 lead with 1:18 remaining in the quarter. South Carolina would get a bucket just as the quarter buzzer sounded to give the Gamecocks an 18-17 lead after 10 minutes of play.

Makurat drilled another 3-pointer to open the second quarter and put Vanderbilt back on top at 20-18. A 17-4 run by South Carolina midway through the frame gave the Gamecocks a 12-point lead at 37-25 with a minute left to play before halftime. Vanderbilt's deficit remained at 12 points going into the locker room, as the Commodores trailed 42-30.

The Commodores got back to within single digits of the Gamecocks in the opening stages of the third quarter, as Vanderbilt went on a 6-2 spurt to open the frame. South Carolina responded with a 14-2 run that gave the Gamecocks a double-digit lead at 58-38 at the 4-minute mark of the third quarter. South Carolina held a double-digit advantage for the remainder of the contest, as the Commodores walked out of Colonial Life Arena with a 91-74 defeat.



GAME RECAPS

Game 22 - Ole Miss - L, 67-61

NO. Name	Min	FG		3P		FT		Rebounds		Fouls		TP	AS	TO	ST	Blocks	+-
		M	A	M	A	M	A	OR	DR	FF	FD						
2 Marquesha Davis	33:50	9-16	1-3	0-6	0	6	6	2	3	25	0	4	1	0	2	4	
5 Snudda Collins	25:54	3-8	3-4	0	0	0	0	5	3	32	0	0	0	0	0	12	
24 Maddison Scott	33:21	2-6	0-0	5-6	3	0	3	3	4	19	1	5	1	1	0	6	
32 Rita Igboke	16:44	1-1	0-0	0-0	1	4	5	5	1	2	0	1	1	0	0	4	
3 Kennedy Todd-Williams	38:40	4-12	0-3	2-2	2	3	5	2	10	2	4	0	2	0	0	3	
22 Tyia Singleton	23:16	0-1	0-0	0-0	4	7	11	3	3	0	0	1	0	1	1	2	
33 Kharyssa Richardson	23:34	2-6	0-1	2-2	1	2	3	2	1	6	0	2	1	0	0	0	
21 Zakyya Stephenson	04:41	1-1	0-0	1-4	0	2	2	0	2	3	0	0	0	0	0	0	-1
Team		2	2	4					0	0							
Totals		22-51	3-10	20-24	13	26	39	22	18	67	3	18	5	3	3	1	6

Record: 16-5 (6-2) Dead Ball Rebounds: 2-0
 Technical Fouls: NONE

NO. Name	Min	FG		3P		FT		Rebounds		Fouls		TP	AS	TO	ST	Blocks	+-
		M	A	M	A	M	A	OR	DR	FF	FD						
35 Sacha Washington	35:20	3-5	0-0	0-4	0	6	6	5	5	16	0	2	2	1	0	-4	
3 Jordyn Cambridge	35:25	3-12	2-5	3-4	1	5	6	4	4	11	1	2	1	0	0	-3	
11 Jordyn Oliver	35:32	3-6	0-0	0-1	1	2	3	1	4	6	7	0	3	0	0	-4	
13 Justine Pissott	23:49	2-5	2-3	0-0	1	1	2	0	1	6	1	2	0	1	0	9	
23 Iyana Moore	33:35	5-14	4-8	4-4	0	3	3	3	4	16	1	2	2	0	2	-2	
12 Khamil Pierre	29:05	5-10	0-0	4-8	4	1	5	3	3	34	0	3	0	1	1	-11	
24 Aga Makurat	11:42	0-1	0-1	0-0	0	0	0	0	0	0	0	1	0	1	0	-13	
14 Aiyana Mitchell	02:26	0-0	0-0	0-0	0	0	0	0	1	0	0	0	0	0	0	0	
21 Bella LaChance	00:59	0-0	0-0	0-0	0	0	0	0	0	0	0	0	0	0	0	0	
5 Rhyanne Allen	01:03	0-0	0-0	0-2	0	0	0	0	0	1	0	0	0	0	0	-2	
2 Jada Brown	01:04	0-0	0-0	0-0	0	0	0	0	1	0	0	0	0	0	0	0	
Team		4	4						0	2							
Totals		21-53	8-17	11-21	11	18	29	18	22	61	10	16	8	3	3	-6	

Record: 17-5 (4-4) Dead Ball Rebounds: 5-0
 Technical Fouls: NONE

Biggest lead	Mis		Vandy		Points from Turnovers	Mis		Vandy		Period by Period Scoring					
	9 (4 th 8:20)	5 (1 st 6:28)	30	22		1st	2nd	3rd	4th	TOT					
Best Scoring Run	8 (2 nd 6:56)		7 (1 st 8:28)		Paint	16		8		Mis	9	21	21	16	67
Lead Changes	4		14		Second Chance	10		10							
Times Tied	4		4		Fast Breaks	12		7							
Time with Lead	26:06		11:15		Bench	9		14		Vandy	12	17	15	17	61

NASHVILLE, Tenn. - The Vanderbilt women's basketball team fell to Ole Miss, 67-61, in SEC action Thursday night at Memorial Gymnasium.

Junior Iyana Moore led the Commodores in scoring, as the Murfreesboro, Tennessee, native scored 18 points. Moore matched her season-best in 3-pointers, as she sank four shots from behind the arc against the Rebels. The guard's 18 points against Ole Miss also extended her double-digit scoring streak to four games.

Moore was one of three Dores that scored double-digit points in Thursday's contest. Freshman Khamil Pierre tallied 14 points off the bench, while graduate student Jordyn Cambridge registered 11 points. For Pierre, it marked the fourth time that she has scored double-digit points in an SEC game this season. Meanwhile, Cambridge extended her personal double-digit scoring streak to three games with an 11-point outing.

Vandy was also outscoring the Rebels off the glass, as Ole Miss outrebounded Vanderbilt, 39-29, while outscoring the Commodores 16-8 in second-chance points.

With the loss to Ole Miss, the Commodores have now dropped three-straight games, which has put Vanderbilt's overall record at 17-5 and an even 4-4 in SEC play.

Vandy jumped out to a lead in the first quarter, as the Commodores held an early 7-2 advantage. A 7-0 run by Ole Miss gave the Rebels a 9-7 lead, but the Dores would answer with five-consecutive points of their own to close out the opening frame and take a 12-9 lead into the second stanza.

Pierre's jump shot to open the second quarter gave the Dores a 14-9 advantage. Ole Miss rolled off eight-straight points after Pierre's bucket to reclaim a 3-point lead at 17-14, but back-to-back layups from Pierre put Vanderbilt up by a point 18-17 with 6:05 left to play before the half. The two teams traded blows after Pierre's layups, but it was the freshman once again that put Vanderbilt on top at 29-28 with a jumper with 37 ticks on the clock left before halftime. The Dores had a chance to expand their lead in the closing seconds of the half, however, Vandy missed a layup with six seconds left. Ole Miss grabbed the rebound and went the entire length of the court to score a layup just before the halftime buzzer sounded to give the Rebels a 30-29 lead at the break.

The Commodores went on a 6-2 run coming out of the locker room, as consecutive layups from graduate student Jordyn Oliver put the Dores up 35-33 at the 7:50 mark of the third. The Rebels battled back, as Ole Miss closed the quarter out with a pair of baskets to take a 51-44 lead going into the night's final stanza.

The Rebels took a game-high nine-point lead during the opening stages of the fourth quarter, as they held a 56-47 advantage over Vanderbilt with 8:20 remaining. The Dores rolled off five-straight points to make it a 56-52 game, but the Rebels would push their lead back out to eight points with 4:31 remaining. Vanderbilt would close its gap to five points at 60-55 with 3:33 left on the clock, but that would be as close as the Dores would get, as Ole Miss walked out of Memorial Gym with a six-point win.

Game 23 - Alabama - L, 74-66

NO. Name	Min	FG		3P		FT		Rebounds		Fouls		TP	AS	TO	ST	Blocks	+-
		M	A	M	A	M	A	OR	DR	FF	FD						
21 Essence Cody	22:38	2-8	0-1	1-2	3	4	7	5	1	5	0	2	0	3	2	7	
0 Loyal McQueen	33:38	4-5	1-2	7-8	0	4	4	0	4	16	2	3	0	0	0	9	
3 Sarah Ashlee Barker	35:48	8-17	3-6	5-9	3	6	9	2	6	24	6	3	2	1	0	11	
23 Jessica Timmons	22:50	0-7	0-4	1-2	1	1	2	2	1	1	2	3	0	0	2	-2	
32 Aaliyah Nye	38:32	8-12	5-6	2-2	1	2	3	2	4	23	0	0	0	2	0	10	
13 JaKenna Cunningham	11:43	1-2	0-0	0-0	0	3	3	3	3	2	0	0	0	0	0	1	
22 Karly Weathers	27:32	0-3	0-1	3-4	3	4	7	0	4	3	2	0	1	1	0	7	
51 Da'Janae Williams	01:28	0-0	0-0	0-0	0	0	0	0	0	0	0	0	0	0	0	-2	
31 Naomi Jones	03:18	0-0	0-0	0-0	0	0	0	1	0	0	0	0	0	0	0	0	
42 Meg Newman	02:33	0-0	0-0	0-0	0	1	1	0	0	0	0	0	0	1	0	-1	
Team					3	4			0	0							
Totals		23-54	9-20	19-27	14	26	40	15	21	74	12	12	6	5	4	8	

Record: 18-6 (6-9) Dead Ball Rebounds: 4-0
 Technical Fouls: NONE

NO. Name	Min	FG		3P		FT		Rebounds		Fouls		TP	AS	TO	ST	Blocks	+-
		M	A	M	A	M	A	OR	DR	FF	FD						
35 Sacha Washington	35:54	7-13	0-0	2-7	4	6	10	0	5	16	2	2	2	2	2	-11	
3 Jordyn Cambridge	30:11	1-7	1-4	4-4	3	1	4	5	2	7	1	2	0	0	1	9	
11 Jordyn Oliver	29:55	3-7	0-1	0-0	3	2	5	2	0	8	4	2	1	2	1	-8	
13 Justine Pissott	26:17	3-8	3-7	0-0	0	1	1	5	1	9	0	1	1	0	0	-12	
23 Iyana Moore	40:00	4-12	4-9	4-4	0	5	3	4	16	5	3	1	0	1	0	-8	
24 Aga Makurat	08:25	1-2	1-2	0-0	0	0	0	0	0	0	1	0	0	0	0	17	
12 Khamil Pierre	14:59	4-10	0-1	0-2	2	3	5	3	2	8	0	1	0	0	0	-3	
21 Bella LaChance	14:21	0-0	0-0	1-2	0	1	1	3	1	1	1	0	0	0	0	-2	
Team					2	2			0	0							
Totals		23-59	9-24	11-19	14	21	35	21	15	66	13	12	5	4	5	3	

Record: 17-6 (5-5) Dead Ball Rebounds: 4-0
 Technical Fouls: NONE

Biggest lead	BAMA		VANDY		Points from Turnovers	BAMA		VANDY		Period by Period Scoring					
	9 (4 th 0:40)	12 (2 nd 1:29)	13	12		1st	2nd	3rd	4th	TOT					
Best Scoring Run	14 (4 th 5:33)		10 (2 nd 5:43)		Paint	22		16		BAMA	16	8	22	28	74
Lead Changes	4		10		Second Chance	10		10							
Times Tied	5		8		Fast Breaks	8		5							
Time with Lead	15:05		21:29		Bench	5		12		Vandy	12	21	19	14	66

NASHVILLE, Tenn. - The Vanderbilt women's basketball team dropped a 74-66 decision to Alabama at Memorial Gymnasium in SEC action Monday night.

Juniors Sacha Washington and Iyana Moore each recorded 16 points against the Crimson Tide. Washington also pulled down a game-high 10 rebounds to collect her fifth double-double of the season. Meanwhile, Moore matched her season-best with four 3-point field goals.

The loss drops Vanderbilt's overall record to 17-6, while the Commodores are now 4-5 in SEC play.

The Dores held an 11-point lead at 52-41 with two minutes left to play in the third quarter. Alabama would go on a 19-2 run from that point, as the Crimson Tide took a 60-54 advantage at the 5:33 mark of the fourth quarter. Vanderbilt pulled to within four points of Alabama down the stretch, but the Commodores couldn't get over the hump, as Vandy's losing streak extends to four games.

Vanderbilt shot 39 percent from the field and Alabama connected on 42.6 percent of its shots from the floor. Each team made nine 3-point field goals, while the Crimson Tide outscored Vandy 22-16 in points in the paint. The Dores collected 13 assists on the night, led by Moore's five helpers. Every Commodore that played against Alabama in Monday's game scored.

How It Happened
Alabama jumped out to a 9-3 advantage in the opening stages of the first quarter. Back-to-back trifectas from Moore and freshman Aga Makurat pulled the Commodores even at 9-9 at the 4:08 mark of the opening stanza. The two teams traded 3-point baskets before the Crimson Tide closed the frame with two-straight buckets that gave Alabama a 16-12 advantage heading into the second quarter.

Vanderbilt opened the second quarter on a 10-0 run to take a 22-16 lead. Freshman Khamil Pierre scored six of Vandy's 10 points during the spurt. Alabama ended Vanderbilt's run with a 3-pointer, but the Commodores rolled off eight-straight points from there to push their lead to 12 at 30-18 after a layup from Washington. The Crimson Tide cut Vanderbilt's lead in half with a pair of 3-point field goals, but the Commodores closed the frame with a Moore 3-pointer that gave Vandy a 33-24 lead going into the locker room.

The two teams traded blows in the third quarter, as Vanderbilt held a double-digit advantage for the majority of the frame. A personal 4-0 run by Washington put the Commodores up 52-41 with 2:13 left to play in the stanza. Alabama closed out the third by rolling off five-straight points to cut Vanderbilt's lead to six at 52-46 going into the fourth.

Vandy opened the fourth quarter with a Washington layup that put the Dores up 54-46. The Crimson Tide scored 14 consecutive points after Washington's layup to reclaim a 60-54 lead at the 5:33 mark. Junior Justine Pissott ended the drought for the Commodore with her third 3-pointer of the game to pull Vanderbilt within three at 60-57 with 5:22 left in the game. Alabama scored five-straight points from there to put the game out of reach, as the Crimson Tide picked up a 74-66 win.