



Officials: Don Daily, Michael Roberts, Tony Chiazza

Western Carolina - 63

Record: 9-2

NO.	Name	Min	FG	3P	FT	Rebounds			Fouls		TP	AS	TO	ST	Blocks		+/-
			M-A	M-A	M-A	OR	DR	TOT	PF	FD					BS	BA	
42	Charles Lampten	F 19:44	0-1	0-0	0-0	4	3	7	2	0	0	0	4	0	2	0	8
1	Russell Jones Jr.	G 35:39	4-8	3-7	5-5	0	5	5	2	3	16	0	2	1	0	0	7
2	Vonterius Woolbright	G 37:21	7-20	1-3	7-10	1	11	12	1	8	22	3	5	0	0	2	8
3	Tre Jackson	G 32:16	3-8	2-5	0-0	0	3	3	4	0	8	2	0	0	0	0	2
5	DJ Campbell	G 33:16	4-8	0-0	4-4	0	2	2	2	3	12	3	1	1	0	0	-3
0	Kamar Robertson	11:30	0-3	0-1	0-0	1	0	1	0	0	0	0	0	0	0	1	-1
32	Colin Granger	06:13	0-1	0-0	0-0	0	3	3	2	0	0	0	0	0	0	0	0
4	Bernard Pelote	17:23	2-5	1-3	0-0	0	1	1	1	0	5	0	0	0	1	1	-16
22	Cornelious Williams	06:38	0-1	0-0	0-2	2	0	2	1	1	0	0	1	1	0	0	0
Team						2	5	7			0		2				
Totals			20-55	7-19	16-21	10	33	43	15	15	63	8	15	3	3	4	1

Shooting By Period		
1 st FG%	11-30	36.7%
3PT%	6-14	42.9%
FT%	2-4	50%
2 nd FG%	9-25	36.0%
3PT%	1-5	20.0%
FT%	14-17	82.4%
GM FG%	20-55	36.4%
3PT%	7-19	36.8%
FT%	16-21	76.2%

Dead Ball Rebounds: 2, 0

Technical Fouls: Woolbright 2nd 9:35

Vanderbilt - 62

Record: 4-7

NO.	Name	Min	FG	3P	FT	Rebounds			Fouls		TP	AS	TO	ST	Blocks		+/-
			M-A	M-A	M-A	OR	DR	TOT	PF	FD					BS	BA	
35	Carter Lang	F 24:33	2-4	0-0	0-0	4	4	8	0	1	4	0	0	1	1	0	-13
0	Tyrin Lawrence	G 30:51	3-13	0-2	4-6	1	4	5	1	6	10	0	1	2	1	1	-10
4	Isaiah West	G 11:32	0-0	0-0	0-0	0	3	3	1	0	0	0	2	0	0	0	-8
5	Ezra Manjon	G 29:35	7-18	0-1	4-4	0	4	4	1	2	18	2	1	2	0	0	-9
12	Evan Taylor	G 24:25	3-10	0-4	2-2	3	5	8	3	2	8	0	1	1	1	1	0
21	Tasos Kamateros	15:27	3-5	1-2	1-2	0	1	1	1	1	8	0	0	0	0	1	12
23	Jason Rivera-Torres	16:17	1-5	0-0	3-3	1	2	3	3	1	5	0	1	0	1	0	9
3	Paul Lewis	21:54	3-8	0-3	1-1	0	1	1	1	1	7	2	1	1	0	0	8
10	Jordan Williams	17:28	1-4	0-2	0-0	2	2	4	2	1	2	1	0	2	0	0	8
13	Malik Presley	03:28	0-0	0-0	0-0	0	0	0	1	0	0	0	0	0	0	0	-2
22	Graham Calton	04:31	0-0	0-0	0-0	0	0	0	1	0	0	0	0	0	0	0	0
Team						0	2	2			0		0				
Totals			23-67	1-14	15-18	11	28	39	15	15	62	5	7	9	4	3	-1

Shooting By Period		
1 st FG%	12-36	33.3%
3PT%	0-5	0.0%
FT%	1-1	100%
2 nd FG%	11-31	35.5%
3PT%	1-9	11.1%
FT%	14-17	82.4%
GM FG%	23-67	34.3%
3PT%	1-14	7.1%
FT%	15-18	83.3%

Dead Ball Rebounds: 3, 0

Technical Fouls: NONE

	WCU	Vandy	Points from		Period by Period Scoring			
Biggest lead	12 (1 st 12:37)	7 (2 nd 3:12)	WCU	Vandy	1st	2nd	TOT	
Best Scoring Run	10 (1 st 14:29)	8 (2 nd 6:37)	6	14	WCU	30	33	63
Lead Changes	4		Paint		Vandy	25	37	62
Times Tied	2		Second Chance					
Time with Lead	30:06	07:10	Fast Breaks					
			Bench					



Period 1

Quarter Starters:

Vandy	0 Lawrence T	4 West I	5 Manjon E	12 Taylor E	35 Lang C
WCU	1 Jones Jr. R	2 Woolbright V	3 Jackson T	5 Campbell D	42 Lampten C

Game Time	Vandy	Score	Diff	WCU
20:00	35 LANG C jumpball lost			42 LAMPTEN C jumpball won
19:37		0-2	-2	5 CAMPBELL D 2pt FG in the paint, jump shot made (2)
19:18	0 LAWRENCE T 2pt FG in the paint, layup blocked			
19:18				42 LAMPTEN C block (1)
19:14				1 JONES JR. R defensive rebound (1)
18:58				3 JACKSON T 2pt FG outside the paint, pull up jump shot missed
18:55	12 TAYLOR E defensive rebound (1)			
18:48	5 MANJON E 2pt FG in the paint, pull up jump shot missed			
18:44	35 LANG C offensive rebound (1)			
18:43	35 LANG C 2pt FG second chance in the paint, layup missed			
18:41				2 WOOLBRIGHT V defensive rebound (1)
18:36				1 JONES JR. R 3pt FG , jump shot missed
18:34	4 WEST I defensive rebound (1)			
18:12	12 TAYLOR E 3pt FG , jump shot missed			
18:10				2 WOOLBRIGHT V defensive rebound (2)
18:06	5 MANJON E steal (1)			2 WOOLBRIGHT V turnover lost ball (1)
18:03	5 MANJON E 2pt FG fast break from turnover in the paint, driving layup made (2)	2-2	0	
17:26				turnover shot clock (2)
17:03	5 MANJON E 2pt FG from turnover outside the paint, jump shot missed			
17:00				2 WOOLBRIGHT V defensive rebound (3)
16:44				2 WOOLBRIGHT V 2pt FG in the paint, turnaround jump shot missed
16:42				offensive rebound (5)
16:38		2-4	-2	2 WOOLBRIGHT V 2pt FG second chance in the paint, pull up jump shot made (2)
16:25	5 MANJON E 2pt FG in the paint, driving layup missed			
16:21				1 JONES JR. R defensive rebound (2)
16:18		2-7	-5	1 JONES JR. R 3pt FG , jump shot made (3)
16:18				5 CAMPBELL D assist (1)
16:02	0 LAWRENCE T 2pt FG in the paint, driving layup missed			
15:59				2 WOOLBRIGHT V defensive rebound (4)
15:49				1 JONES JR. R 3pt FG , jump shot missed
15:47	0 LAWRENCE T defensive rebound (1)			
15:42	0 LAWRENCE T 2pt FG in the paint, driving layup missed			
15:40				3 JACKSON T defensive rebound (1)
15:19		2-9	-7	2 WOOLBRIGHT V 2pt FG in the paint, turnaround jump shot made (4)
14:58	0 LAWRENCE T foul drawn (1)			5 CAMPBELL D foul personal (1 - 1)
14:58	Timeout media			
14:58				5 CAMPBELL D substitution out
14:58				42 LAMPTEN C substitution out
14:58				0 ROBERTSON K substitution in



Game Time	Vandy	Score	Diff	WCU
14:58				32 GRANGER C substitution in
14:53	12 TAYLOR E 2pt FG outside the paint, pull up jump shot missed			
14:51				32 GRANGER C defensive rebound (1)
14:29		2-12	-10	2 WOOLBRIGHT V 3pt FG , jump shot made (7)
14:29				3 JACKSON T assist (1)
14:13	12 TAYLOR E 2pt FG outside the paint, turnaround jump shot made (2)	4-12	-8	
14:13	5 MANJON E assist (1)			
13:46		4-15	-11	3 JACKSON T 3pt FG , jump shot made (3)
13:28	5 MANJON E 2pt FG in the paint, driving layup made (4)	6-15	-9	
13:04				3 JACKSON T 3pt FG , jump shot missed
13:02	12 TAYLOR E defensive rebound (2)			
12:50	0 LAWRENCE T 2pt FG in the paint, driving layup missed			
12:47				1 JONES JR. R defensive rebound (3)
12:37		6-18	-12	1 JONES JR. R 3pt FG , jump shot made (6)
12:37				2 WOOLBRIGHT V assist (1)
12:18	5 MANJON E 2pt FG in the paint, layup missed			
12:15				32 GRANGER C defensive rebound (2)
12:04				2 WOOLBRIGHT V turnover bad pass (2)
12:04	12 TAYLOR E substitution out			
12:04	35 LANG C substitution out			
12:04	21 KAMATEROS T substitution in			
12:04	23 RIVERA-TORRES J substitution in			
12:04				1 JONES JR. R substitution out
12:04				2 WOOLBRIGHT V substitution out
12:04				4 PELOTE B substitution in
12:04				5 CAMPBELL D substitution in
11:47	21 KAMATEROS T 2pt FG from turnover in the paint, turnaround jump shot made (2)	8-18	-10	
11:28		8-20	-12	5 CAMPBELL D 2pt FG in the paint, driving layup made (4)
11:05	0 LAWRENCE T 2pt FG in the paint, driving layup made (2)	10-20	-10	
11:05	0 LAWRENCE T foul drawn (2)			32 GRANGER C foul shooting (1 - 2)
11:05	Timeout media			
11:05	4 WEST I substitution out			
11:05	3 LEWIS P substitution in			
11:05				32 GRANGER C substitution out
11:05				22 WILLIAMS C substitution in
11:05	0 LAWRENCE T free throw 1 - 1 made (3)	11-20	-9	
10:48				0 ROBERTSON K 2pt FG outside the paint, jump shot blocked
10:48	23 RIVERA-TORRES J block (1)			
10:44	23 RIVERA-TORRES J defensive rebound (1)			
10:32	0 LAWRENCE T 2pt FG in the paint, driving layup made (5)	13-20	-7	
10:15				turnover 10 sec back court (4)
10:15				3 JACKSON T substitution out
10:15				2 WOOLBRIGHT V substitution in
10:02	23 RIVERA-TORRES J turnover bad pass (1)			22 WILLIAMS C steal (1)
09:52	0 LAWRENCE T steal (1)			22 WILLIAMS C turnover lost ball (1)
09:41	3 LEWIS P 3pt FG from turnover, jump shot missed			
09:39				2 WOOLBRIGHT V defensive rebound (5)



Officials: Don Daily, Michael Roberts, Tony Chiazza

Game Time	Vandy	Score	Diff	WCU
09:29				5 CAMPBELL D 2pt FG in the paint, jump shot missed
09:23	5 MANJON E defensive rebound (1)			
09:22	3 LEWIS P turnover bad pass (1)			5 CAMPBELL D steal (1)
09:19		13-22	-9	5 CAMPBELL D 2pt FG fast break from turnover in the paint, driving layup made (6)
08:59	23 RIVERA-TORRES J 2pt FG in the paint, jump shot missed			
08:55				5 CAMPBELL D defensive rebound (1)
08:51				0 ROBERTSON K 2pt FG outside the paint, jump shot missed
08:47				22 WILLIAMS C offensive rebound (1)
08:47				22 WILLIAMS C 2pt FG second chance in the paint, layup missed
08:46	5 MANJON E defensive rebound (2)			
08:44	5 MANJON E 2pt FG fast break in the paint, driving layup made (6)	15-22	-7	
08:15				2 WOOLBRIGHT V 2pt FG in the paint, layup missed
08:11				0 ROBERTSON K offensive rebound (1)
08:10				2 WOOLBRIGHT V 3pt FG second chance, jump shot missed
08:06				22 WILLIAMS C offensive rebound (2)
08:06	23 RIVERA-TORRES J foul shooting (1 - 1)			22 WILLIAMS C foul drawn (1)
08:06				22 WILLIAMS C free throw 1 - 2 missed
08:06				offensive dead ball rebound (1)
08:06	0 LAWRENCE T substitution out			
08:06	10 WILLIAMS J substitution in			
08:06				0 ROBERTSON K substitution out
08:06				1 JONES JR. R substitution in
08:06				22 WILLIAMS C free throw 2 - 2 missed
08:05	23 RIVERA-TORRES J defensive rebound (2)			
07:55	5 MANJON E 2pt FG in the paint, jump shot missed			
07:53				4 PELOTE B defensive rebound (1)
07:32				5 CAMPBELL D 2pt FG in the paint, driving layup missed
07:29				2 WOOLBRIGHT V offensive rebound (6)
07:17		15-25	-10	1 JONES JR. R 3pt FG second chance, jump shot made (9)
07:17				5 CAMPBELL D assist (2)
06:54	3 LEWIS P 2pt FG in the paint, jump shot made (2)	17-25	-8	
06:27	10 WILLIAMS J steal (1)			2 WOOLBRIGHT V turnover lost ball (3)
06:27	Timeout media			
06:27	5 MANJON E substitution out			
06:27	21 KAMATEROS T substitution out			
06:27	12 TAYLOR E substitution in			
06:27	35 LANG C substitution in			
06:27				5 CAMPBELL D substitution out
06:27				22 WILLIAMS C substitution out
06:27				3 JACKSON T substitution in
06:27				42 LAMPTEEN C substitution in
06:03	3 LEWIS P 3pt FG from turnover, jump shot missed			
06:02				2 WOOLBRIGHT V defensive rebound (7)
06:02	12 TAYLOR E foul personal (1 - 2)			2 WOOLBRIGHT V foul drawn (1)
05:37				3 JACKSON T 3pt FG , jump shot missed
05:35	3 LEWIS P defensive rebound (1)			
05:13	12 TAYLOR E 2pt FG outside the paint, jump shot missed			



Officials: Don Daily, Michael Roberts, Tony Chiazza

Game Time	Vandy	Score	Diff	WCU
05:10				42 LAMPTEN C defensive rebound (1)
05:01				1 JONES JR. R 3pt FG , jump shot missed
04:58	10 WILLIAMS J defensive rebound (1)			
04:53	10 WILLIAMS J foul drawn (1)			1 JONES JR. R foul personal (1 - 3)
04:53	23 RIVERA-TORRES J substitution out			
04:53	0 LAWRENCE T substitution in			
04:50	12 TAYLOR E 3pt FG , jump shot missed			
04:48	35 LANG C offensive rebound (2)			
04:33	0 LAWRENCE T 2pt FG second chance in the paint, jump shot missed			
04:31	35 LANG C offensive rebound (3)			
04:31	35 LANG C foul drawn (1)			3 JACKSON T foul personal (1 - 4)
04:29	12 TAYLOR E 2pt FG second chance outside the paint, pull up jump shot made (4)	19-25	-6	
04:29	10 WILLIAMS J assist (1)			
03:59		19-28	-9	4 PELOTE B 3pt FG , jump shot made (3)
03:59				3 JACKSON T assist (2)
03:28	3 LEWIS P 2pt FG outside the paint, pull up jump shot made (4)	21-28	-7	
03:04				4 PELOTE B 3pt FG , jump shot missed
03:02	35 LANG C defensive rebound (4)			
02:54	12 TAYLOR E 2pt FG outside the paint, jump shot blocked			
02:54				42 LAMPTEN C block (2)
02:49	10 WILLIAMS J offensive rebound (2)			
02:40	10 WILLIAMS J 2pt FG second chance outside the paint, jump shot missed			
02:37	10 WILLIAMS J offensive rebound (3)			
02:37	jump ball situation			
02:37	Timeout media			
02:37	3 LEWIS P substitution out			
02:37	10 WILLIAMS J substitution out			
02:37	4 WEST I substitution in			
02:37	5 MANJON E substitution in			
02:37				4 PELOTE B substitution out
02:37				5 CAMPBELL D substitution in
02:24	5 MANJON E 2pt FG second chance in the paint, driving layup missed			
02:21				5 CAMPBELL D defensive rebound (2)
02:12				3 JACKSON T 2pt FG outside the paint, pull up jump shot missed
02:08	35 LANG C defensive rebound (5)			
02:04	4 WEST I foul offensive (1 - 3)			1 JONES JR. R foul drawn (1)
02:04	4 WEST I turnover offensive (1)			
01:57				3 JACKSON T 3pt FG from turnover, jump shot missed
01:55	4 WEST I defensive rebound (2)			
01:43	0 LAWRENCE T 2pt FG in the paint, pull up jump shot missed			
01:40				42 LAMPTEN C defensive rebound (2)
01:32				5 CAMPBELL D 2pt FG in the paint, pull up jump shot missed
01:30				42 LAMPTEN C offensive rebound (3)
01:29	35 LANG C steal (1)			42 LAMPTEN C turnover lost ball (1)
01:12	35 LANG C 2pt FG from turnover outside the paint, pull up jump shot missed			



Official Basketball Play by Play - First Half
Western Carolina at Vanderbilt
 12/19/23 Memorial Gymnasium, Nashville, Tenn.
 Vanderbilt vs. Western Carolina

Game Time: 6:00 PM
Game Duration: 2:07
Attendance: 5,146

Officials: Don Daily, Michael Roberts, Tony Chiazza

Game Time	Vandy	Score	Diff	WCU
01:07	12 TAYLOR E offensive rebound (3)			
01:06	12 TAYLOR E turnover bad pass (1)			
00:57				2 WOOLBRIGHT V 2pt FG from turnover in the paint, driving layup missed
00:54	4 WEST I defensive rebound (3)			
00:52	4 WEST I turnover lost ball (2)			1 JONES JR. R steal (1)
00:46	5 MANJON E foul shooting (1 - 4)			2 WOOLBRIGHT V foul drawn (2)
00:46		21-29	-8	2 WOOLBRIGHT V free throw fast break 1 - 2 made (8)
00:46				1 JONES JR. R substitution out
00:46				0 ROBERTSON K substitution in
00:46		21-30	-9	2 WOOLBRIGHT V free throw fast break 2 - 2 made (9)
00:46				2 WOOLBRIGHT V substitution out
00:46				4 PELOTE B substitution in
00:46	Timeout 30 Sec			
00:33	12 TAYLOR E 3pt FG , jump shot missed			
00:31	0 LAWRENCE T offensive rebound (2)			
00:29	35 LANG C 2pt FG second chance in the paint, layup made (2)	23-30	-7	
00:23				Timeout 30 Sec
00:23				0 ROBERTSON K substitution out
00:23				4 PELOTE B substitution out
00:23				1 JONES JR. R substitution in
00:23				2 WOOLBRIGHT V substitution in
00:23	0 LAWRENCE T substitution out			
00:23	10 WILLIAMS J substitution in			
00:06	5 MANJON E steal (2)			1 JONES JR. R turnover lost ball (1)
00:02	10 WILLIAMS J 2pt FG fast break from turnover in the paint, layup made (2)	25-30	-5	
00:02	5 MANJON E assist (2)			
END OF PERIOD				
Vandy 25-30 WCU				



Officials: Don Daily, Michael Roberts, Tony Chiazza

Western Carolina - 30

NO.	Name	Min	FG			Rebounds			Fouls		TP	AS	TO	ST	Blocks		+/-
			M-A	M-A	M-A	OR	DR	TOT	PF	FD					BS	BA	
42	Charles Lampten	F 11:29	0-0	0-0	0-0	1	2	3	0	0	0	0	1	0	2	0	4
1	Russell Jones Jr.	G 15:39	3-6	3-6	0-0	0	3	3	1	1	9	0	1	1	0	0	11
2	Vonterius Woolbright	G 17:48	3-7	1-2	2-2	1	6	7	0	2	9	1	3	0	0	0	12
3	Tre Jackson	G 16:12	1-6	1-4	0-0	0	1	1	1	0	3	2	0	0	0	0	4
5	DJ Campbell	G 13:16	3-6	0-0	0-0	0	2	2	1	0	6	2	0	1	0	0	1
0	Kamar Robertson	07:15	0-2	0-0	0-0	1	0	1	0	0	0	0	0	0	0	1	-1
32	Colin Granger	03:53	0-0	0-0	0-0	0	2	2	1	0	0	0	0	0	0	0	3
4	Bernard Pelote	09:50	1-2	1-2	0-0	0	1	1	0	0	3	0	0	0	0	0	-7
22	Corneilous Williams	04:38	0-1	0-0	0-2	2	0	2	0	1	0	0	1	1	0	0	-2
Team						1	0	1			0		2				
Totals			11-30	6-14	2-4	6	17	23	4	4	30	5	8	3	2	1	5

Shooting By Period		
1st FG%	11-30	36.7%
3PT%	6-14	42.9%
FT%	2-4	50%
GM FG%	11-30	36.7%
3PT%	6-14	42.9%
FT%	2-4	50.0%

Dead Ball Rebounds: 1, 0

Technical Fouls::NONE

Vanderbilt - 25

NO.	Name	Min	FG			Rebounds			Fouls		TP	AS	TO	ST	Blocks		+/-
			M-A	M-A	M-A	OR	DR	TOT	PF	FD					BS	BA	
35	Carter Lang	F 14:23	1-3	0-0	0-0	3	2	5	0	1	2	0	0	1	0	0	-9
0	Tyrin Lawrence	G 16:23	2-8	0-0	1-1	1	1	2	0	2	5	0	0	1	0	1	-6
4	Isaiah West	G 11:32	0-0	0-0	0-0	0	3	3	1	0	0	0	2	0	0	0	-8
5	Ezra Manjon	G 16:10	3-9	0-0	0-0	0	2	2	1	0	6	2	0	2	0	0	-6
12	Evan Taylor	G 14:23	2-8	0-3	0-0	1	2	3	1	0	4	0	1	0	0	1	-9
21	Tasos Kamateros	05:37	1-1	0-0	0-0	0	0	0	0	0	2	0	0	0	0	0	4
23	Jason Rivera-Torres	07:11	0-1	0-0	0-0	0	2	2	1	0	0	0	1	0	1	0	4
3	Paul Lewis	08:28	2-4	0-2	0-0	0	1	1	0	0	4	0	1	0	0	0	3
10	Jordan Williams	05:53	1-2	0-0	0-0	2	1	3	0	1	2	1	0	1	0	0	2
Team						0	0	0			0		0				
Totals			12-36	0-5	1-1	7	14	21	4	4	25	3	5	5	1	2	-5

Shooting By Period		
1st FG%	12-36	33.3%
3PT%	0-5	0.0%
FT%	1-1	100%
GM FG%	12-36	33.3%
3PT%	0-5	0.0%
FT%	1-1	100.0%

Dead Ball Rebounds: 0, 0

Technical Fouls::NONE

	WCU	Vandy
Biggest lead	12 (1 st 12:37)	0 (1 st 20:00)
Best Scoring Run	10 (1 st 14:29)	5 (1 st 10:32)
Lead Changes	0	
Times Tied	1	
Time with Lead	18:12	00:00

Points from	WCU	Vandy
Turnovers	4	6
Paint	10	18
Second Chance	5	4
Fast Breaks	4	6
Bench	3	8

	Period by Period Scoring		
	1st	2nd	TOT
WCU	30	33	63
Vandy	25	37	62



Period 2

Quarter Starters:

Vandy	0 Lawrence T	5 Manjon E	10 Williams J	12 Taylor E	35 Lang C
WCU	1 Jones Jr. R	2 Woolbright V	3 Jackson T	5 Campbell D	42 Lampten C

Game Time	Vandy	Score	Diff	WCU
20:00	4 WEST I substitution out			
20:00	0 LAWRENCE T substitution in			
19:43				2 WOOLBRIGHT V 2pt FG in the paint, driving layup missed
19:41				offensive rebound (24)
19:34				5 CAMPBELL D 2pt FG second chance in the paint, layup missed
19:26				42 LAMPTEN C offensive rebound (4)
19:26				42 LAMPTEN C 2pt FG second chance in the paint, layup missed
19:23				42 LAMPTEN C offensive rebound (5)
19:20	12 TAYLOR E steal (1)			42 LAMPTEN C turnover lost ball (2)
19:08	5 MANJON E foul drawn (1)			42 LAMPTEN C foul shooting (1 - 1)
19:08	5 MANJON E free throw 1 - 2 made (7)	26-30	-4	
19:08	5 MANJON E free throw 2 - 2 made (8)	27-30	-3	
18:56	jump ball situation			
18:56	10 WILLIAMS J steal (2)			42 LAMPTEN C turnover lost ball (3)
18:40	0 LAWRENCE T 3pt FG from turnover, jump shot missed			
18:37				42 LAMPTEN C defensive rebound (6)
18:25	10 WILLIAMS J foul personal (1 - 1)			2 WOOLBRIGHT V foul drawn (3)
18:20				2 WOOLBRIGHT V 2pt FG in the paint, jump shot missed
18:17	5 MANJON E defensive rebound (3)			
18:08	10 WILLIAMS J 3pt FG , jump shot missed			
18:06				2 WOOLBRIGHT V defensive rebound (8)
18:02	12 TAYLOR E foul shooting (2 - 2)			5 CAMPBELL D foul drawn (1)
18:02		27-31	-4	5 CAMPBELL D free throw 1 - 2 made (7)
18:02				42 LAMPTEN C substitution out
18:02				32 GRANGER C substitution in
18:02		27-32	-5	5 CAMPBELL D free throw 2 - 2 made (8)
17:51	0 LAWRENCE T 2pt FG in the paint, pull up jump shot missed			
17:48				32 GRANGER C defensive rebound (3)
17:43				32 GRANGER C 2pt FG in the paint, layup missed
17:40	0 LAWRENCE T defensive rebound (3)			
17:33	5 MANJON E 2pt FG in the paint, driving layup made (10)	29-32	-3	
17:18	12 TAYLOR E foul personal (3 - 3)			5 CAMPBELL D foul drawn (2)
17:18	12 TAYLOR E substitution out			
17:18	13 PRESLEY M substitution in			
17:08		29-34	-5	1 JONES JR. R 2pt FG in the paint, driving layup made (11)
16:55	5 MANJON E foul drawn (2)			32 GRANGER C foul shooting (2 - 2)
16:55	5 MANJON E free throw 1 - 2 made (11)	30-34	-4	
16:55	5 MANJON E free throw 2 - 2 made (12)	31-34	-3	
16:40	13 PRESLEY M foul shooting (1 - 4)			5 CAMPBELL D foul drawn (3)
16:40		31-35	-4	5 CAMPBELL D free throw 1 - 2 made (9)
16:40		31-36	-5	5 CAMPBELL D free throw 2 - 2 made (10)
16:22	5 MANJON E 2pt FG in the paint, pull up jump shot made (14)	33-36	-3	



Western Carolina at Vanderbilt

12/19/23 Memorial Gymnasium, Nashville, Tenn.
Vanderbilt vs. Western Carolina

Game Time: 6:00 PM
Game Duration: 2:07
Attendance: 5,146

Officials: Don Daily, Michael Roberts, Tony Chiazza

Game Time	Vandy	Score	Diff	WCU
16:05				2 WOOLBRIGHT V 2pt FG in the paint, driving layup blocked
16:05	0 LAWRENCE T block (1)			
16:01	35 LANG C defensive rebound (6)			
15:52	5 MANJON E 2pt FG in the paint, pull up jump shot made (16)	35-36	-1	
15:42				Timeout 30 Sec
15:42	Timeout media			
15:42				32 GRANGER C substitution out
15:42				22 WILLIAMS C substitution in
15:29		35-38	-3	5 CAMPBELL D 2pt FG in the paint, turnaround jump shot made (12)
15:12	0 LAWRENCE T foul drawn (3)			3 JACKSON T foul shooting (2 - 3)
15:12	Timeout media			
15:12	0 LAWRENCE T free throw 1 - 2 missed			
15:12	offensive dead ball rebound (1)			
15:12	0 LAWRENCE T free throw 2 - 2 missed			
15:11				3 JACKSON T defensive rebound (2)
15:00	10 WILLIAMS J foul shooting (2 - 5)			2 WOOLBRIGHT V foul drawn (4)
15:00		35-39	-4	2 WOOLBRIGHT V free throw 1 - 2 made (10)
15:00		35-40	-5	2 WOOLBRIGHT V free throw 2 - 2 made (11)
14:45	5 MANJON E 2pt FG in the paint, pull up jump shot missed			
14:42				3 JACKSON T defensive rebound (3)
14:36				1 JONES JR. R 3pt FG , jump shot missed
14:34	defensive rebound (25)			
14:34	35 LANG C substitution out			
14:34	21 KAMATEROS T substitution in			
14:24	0 LAWRENCE T 2pt FG in the paint, jump shot missed			
14:22				defensive rebound (32)
14:01				2 WOOLBRIGHT V 2pt FG outside the paint, jump shot missed
13:57	10 WILLIAMS J defensive rebound (4)			
13:50	0 LAWRENCE T foul drawn (4)			3 JACKSON T foul personal (3 - 4)
13:50	13 PRESLEY M substitution out			
13:50	3 LEWIS P substitution in			
13:50				3 JACKSON T substitution out
13:50				4 PELOTE B substitution in
13:42	3 LEWIS P 2pt FG in the paint, driving layup made (6)	37-40	-3	
13:42	3 LEWIS P foul drawn (1)			22 WILLIAMS C foul shooting (1 - 5)
13:42				22 WILLIAMS C substitution out
13:42				0 ROBERTSON K substitution in
13:42	3 LEWIS P free throw 1 - 1 made (7)	38-40	-2	
13:42	10 WILLIAMS J substitution out			
13:42	22 CALTON G substitution in			
13:26		38-42	-4	2 WOOLBRIGHT V 2pt FG in the paint, layup made (13)
13:06	21 KAMATEROS T 3pt FG , jump shot missed			
13:03				1 JONES JR. R defensive rebound (4)
12:55		38-44	-6	4 PELOTE B 2pt FG outside the paint, jump shot made (5)
12:55				2 WOOLBRIGHT V assist (2)
12:41	0 LAWRENCE T 2pt FG in the paint, jump shot made (7)	40-44	-4	
12:41	0 LAWRENCE T foul drawn (5)			2 WOOLBRIGHT V foul shooting (1 - 6)
12:41	0 LAWRENCE T free throw 1 - 1 made (8)	41-44	-3	



Western Carolina at Vanderbilt

12/19/23 Memorial Gymnasium, Nashville, Tenn.

Vanderbilt vs. Western Carolina

Game Time: 6:00 PM

Game Duration: 2:07

Attendance: 5,146

Officials: Don Daily, Michael Roberts, Tony Chiazza

Game Time	Vandy	Score	Diff	WCU
12:24				0 ROBERTSON K 3pt FG , jump shot missed
12:22	5 MANJON E defensive rebound (4)			
12:00	5 MANJON E 3pt FG , step back jump shot missed			
12:00				defensive rebound (34)
12:00	Timeout media			
12:00	5 MANJON E substitution out			
12:00	12 TAYLOR E substitution in			
11:33				2 WOOLBRIGHT V 2pt FG in the paint, driving layup missed
11:31	0 LAWRENCE T defensive rebound (4)			
11:06	0 LAWRENCE T 3pt FG , jump shot missed			
11:04				2 WOOLBRIGHT V defensive rebound (9)
10:57	3 LEWIS P foul shooting (1 - 6)			2 WOOLBRIGHT V foul drawn (5)
10:57		41-45	-4	2 WOOLBRIGHT V free throw 1 - 2 made (14)
10:57	0 LAWRENCE T substitution out			
10:57	23 RIVERA-TORRES J substitution in			
10:57		41-46	-5	2 WOOLBRIGHT V free throw 2 - 2 made (15)
10:40	21 KAMATEROS T 2pt FG in the paint, layup made (4)	43-46	-3	
10:40	3 LEWIS P assist (1)			
10:14				4 PELOTE B 2pt FG in the paint, driving layup blocked
10:14	12 TAYLOR E block (1)			
10:10	21 KAMATEROS T defensive rebound (1)			
10:01	3 LEWIS P 2pt FG outside the paint, step back jump shot missed			
09:58				2 WOOLBRIGHT V defensive rebound (10)
09:54				5 CAMPBELL D turnover out of bounds (1)
09:54				0 ROBERTSON K substitution out
09:54				3 JACKSON T substitution in
09:41	23 RIVERA-TORRES J 2pt FG from turnover in the paint, driving layup missed			
09:38				2 WOOLBRIGHT V defensive rebound (11)
09:36		43-48	-5	2 WOOLBRIGHT V 2pt FG fast break in the paint, dunk, made (17)
09:36				5 CAMPBELL D assist (3)
09:35				2 WOOLBRIGHT V foul class B technical (1 - 6)
09:35	23 RIVERA-TORRES J free throw 1 - 1 made (1)	44-48	-4	
09:28	21 KAMATEROS T 3pt FG , jump shot made (7)	47-48	-1	
09:28	3 LEWIS P assist (2)			
09:11	22 CALTON G foul shooting (1 - 7)			2 WOOLBRIGHT V foul drawn (6)
09:11		47-49	-2	2 WOOLBRIGHT V free throw 1 - 2 made (18)
09:11	22 CALTON G substitution out			
09:11	10 WILLIAMS J substitution in			
09:11				2 WOOLBRIGHT V free throw 2 - 2 missed
09:10	12 TAYLOR E defensive rebound (4)			
08:55	21 KAMATEROS T 2pt FG in the paint, jump shot blocked			
08:55				4 PELOTE B block (1)
08:49	12 TAYLOR E offensive rebound (5)			
08:49	12 TAYLOR E 2pt FG second chance in the paint, layup made (6)	49-49	0	
08:20				2 WOOLBRIGHT V 3pt FG , jump shot missed
08:20	defensive rebound (32)			
08:20				2 WOOLBRIGHT V substitution out



Western Carolina at Vanderbilt

12/19/23 Memorial Gymnasium, Nashville, Tenn.

Vanderbilt vs. Western Carolina

Game Time: 6:00 PM

Game Duration: 2:07

Attendance: 5,146

Officials: Don Daily, Michael Roberts, Tony Chiazza

Game Time	Vandy	Score	Diff	WCU
08:20				0 ROBERTSON K substitution in
08:06	3 LEWIS P 2pt FG outside the paint, pull up jump shot missed			
08:04				1 JONES JR. R defensive rebound (5)
07:58				4 PELOTE B 3pt FG , jump shot missed
07:56	12 TAYLOR E defensive rebound (6)			
07:53	12 TAYLOR E foul drawn (1)			4 PELOTE B foul personal (1 - 7)
07:53				0 ROBERTSON K substitution out
07:53				2 WOOLBRIGHT V substitution in
07:53	12 TAYLOR E 1&1 free throw 1 made (7)	50-49	1	
07:53	12 TAYLOR E 1&1 free throw 2 made (8)	51-49	2	
07:29				1 JONES JR. R turnover lost ball (2)
07:15	23 RIVERA-TORRES J 2pt FG from turnover in the paint, driving layup made (3)	53-49	4	
06:54	21 KAMATEROS T foul shooting (1 - 8)			2 WOOLBRIGHT V foul drawn (7)
06:54				2 WOOLBRIGHT V free throw 1 - 2 missed
06:54				offensive dead ball rebound (2)
06:54				4 PELOTE B substitution out
06:54				42 LAMPTEN C substitution in
06:54				2 WOOLBRIGHT V free throw 2 - 2 missed
06:53	12 TAYLOR E defensive rebound (7)			
06:37	23 RIVERA-TORRES J foul drawn (1)			3 JACKSON T foul shooting (4 - 8)
06:37	23 RIVERA-TORRES J free throw 1 - 2 made (4)	54-49	5	
06:37	23 RIVERA-TORRES J free throw 2 - 2 made (5)	55-49	6	
06:11		55-51	4	3 JACKSON T 2pt FG in the paint, pull up jump shot made (5)
05:51	10 WILLIAMS J 3pt FG , jump shot missed			
05:48	12 TAYLOR E offensive rebound (8)			
05:46	3 LEWIS P 3pt FG second chance, jump shot missed			
05:44				defensive rebound (39)
05:25	12 TAYLOR E foul drawn (2)			42 LAMPTEN C foul offensive (2 - 9)
05:25				42 LAMPTEN C turnover offensive (4)
05:25	3 LEWIS P substitution out			
05:25	12 TAYLOR E substitution out			
05:25	0 LAWRENCE T substitution in			
05:25	5 MANJON E substitution in			
05:12	0 LAWRENCE T foul offensive (1 - 9)			2 WOOLBRIGHT V foul drawn (8)
05:12	0 LAWRENCE T turnover offensive (1)			
05:02	23 RIVERA-TORRES J foul personal (2 - 10)			1 JONES JR. R foul drawn (2)
05:02		55-52	3	1 JONES JR. R free throw 1 - 2 made (12)
05:02	10 WILLIAMS J substitution out			
05:02	3 LEWIS P substitution in			
05:02		55-53	2	1 JONES JR. R free throw 2 - 2 made (13)
04:44	21 KAMATEROS T foul drawn (1)			1 JONES JR. R foul personal (2 - 10)
04:44	21 KAMATEROS T free throw 1 - 2 missed			
04:44	offensive dead ball rebound (2)			
04:44	21 KAMATEROS T free throw 2 - 2 made (8)	56-53	3	
04:44	21 KAMATEROS T substitution out			
04:44	35 LANG C substitution in			
04:26	3 LEWIS P steal (1)			2 WOOLBRIGHT V turnover lost ball (4)
04:07	5 MANJON E 2pt FG from turnover in the paint, driving layup missed			



Western Carolina at Vanderbilt

12/19/23 Memorial Gymnasium, Nashville, Tenn.

Vanderbilt vs. Western Carolina

Game Time: 6:00 PM

Game Duration: 2:07

Attendance: 5,146

Officials: Don Daily, Michael Roberts, Tony Chiazza

Game Time	Vandy	Score	Diff	WCU
04:02	23 RIVERA-TORRES J offensive rebound (3)			
04:02	23 RIVERA-TORRES J 2pt FG from turnover second chance in the paint, layup missed			
04:01	35 LANG C offensive rebound (7)			
04:01	35 LANG C 2pt FG from turnover second chance in the paint, layup made (4)	58-53	5	
03:38				2 WOOLBRIGHT V 2pt FG in the paint, turnaround jump shot missed
03:35				42 LAMPTEN C offensive rebound (7)
03:29				2 WOOLBRIGHT V 2pt FG second chance in the paint, layup blocked
03:29	35 LANG C block (1)			
03:26	35 LANG C defensive rebound (8)			
03:12	0 LAWRENCE T foul drawn (6)			5 CAMPBELL D foul personal (2 - 11)
03:12	Timeout media			
03:12	0 LAWRENCE T free throw 1 - 2 made (9)	59-53	6	
03:12	0 LAWRENCE T free throw 2 - 2 made (10)	60-53	7	
02:52		60-56	4	3 JACKSON T 3pt FG , jump shot made (8)
02:52				2 WOOLBRIGHT V assist (3)
02:27	23 RIVERA-TORRES J 2pt FG outside the paint, jump shot missed			
02:24				2 WOOLBRIGHT V defensive rebound (12)
02:17	23 RIVERA-TORRES J foul shooting (3 - 11)			1 JONES JR. R foul drawn (3)
02:17		60-57	3	1 JONES JR. R free throw 1 - 3 made (14)
02:17		60-58	2	1 JONES JR. R free throw 2 - 3 made (15)
02:17		60-59	1	1 JONES JR. R free throw 3 - 3 made (16)
01:52	5 MANJON E 2pt FG outside the paint, step back jump shot missed			
01:51				defensive rebound (42)
01:51	23 RIVERA-TORRES J substitution out			
01:51	10 WILLIAMS J substitution in			
01:46				Timeout 30 Sec
01:22				2 WOOLBRIGHT V 2pt FG outside the paint, pull up jump shot missed
01:19	0 LAWRENCE T defensive rebound (5)			
01:06	5 MANJON E 2pt FG in the paint, pull up jump shot missed			
01:03				defensive rebound (43)
00:51		60-61	-1	2 WOOLBRIGHT V 2pt FG in the paint, driving layup made (20)
00:44	Timeout 60 Sec			
00:44	10 WILLIAMS J substitution out			
00:44	12 TAYLOR E substitution in			
00:38	5 MANJON E turnover bad pass (1)			
00:38				42 LAMPTEN C substitution out
00:38				4 PELOTE B substitution in
00:14	0 LAWRENCE T steal (2)			2 WOOLBRIGHT V turnover lost ball (5)
00:09	5 MANJON E 2pt FG fast break from turnover in the paint, driving layup made (18)	62-61	1	
00:01		62-63	-1	2 WOOLBRIGHT V 2pt FG in the paint, driving layup made (22)
00:01	Timeout 30 Sec			
00:01				4 PELOTE B substitution out
00:01				42 LAMPTEN C substitution in
00:01				Timeout 60 Sec



Official Basketball Play by Play - Second Half
Western Carolina at Vanderbilt
12/19/23 Memorial Gymnasium, Nashville, Tenn.
Vanderbilt vs. Western Carolina

Game Time: 6:00 PM
Game Duration: 2:07
Attendance: 5,146

Officials: Don Daily, Michael Roberts, Tony Chiazza

Game Time	Vandy	Score	Diff	WCU
00:01	Timeout 30 Sec			
00:01	3 LEWIS P substitution out			
00:01	10 WILLIAMS J substitution in			
00:01	12 TAYLOR E 3pt FG , jump shot missed			
00:01	offensive dead ball rebound (3)			
END OF GAME				
Vandy 62-63 WCU				



Officials: Don Daily, Michael Roberts, Tony Chiazza

Western Carolina - 33

NO.	Name	Min	FG		3P		FT		Rebounds			Fouls		TP	AS	TO	ST	Blocks		+/-
			M-A	M-A	M-A	M-A	OR	DR	TOT	PF	FD	BS	BA							
42	Charles Lampten	F 08:15	0-1	0-0	0-0	3	1	4	2	0	0	0	0	3	0	0	0	0	0	4
1	Russell Jones Jr.	G 20:00	1-2	0-1	5-5	0	2	2	1	2	7	0	1	0	1	0	0	0	0	-4
2	Vonterius Woolbright	G 19:33	4-13	0-1	5-8	0	5	5	1	6	13	2	2	2	0	0	2	0	-4	
3	Tre Jackson	G 16:04	2-2	1-1	0-0	0	2	2	3	0	5	0	0	0	0	0	0	0	-2	
5	DJ Campbell	G 20:00	1-2	0-0	4-4	0	0	0	1	3	6	1	1	1	0	0	0	0	-4	
32	Colin Granger	02:20	0-1	0-0	0-0	0	1	1	1	0	0	0	0	0	0	0	0	0	-3	
22	Corneilous Williams	02:00	0-0	0-0	0-0	0	0	0	1	0	0	0	0	0	0	0	0	0	2	
4	Bernard Pelote	07:33	1-3	0-1	0-0	0	0	0	1	0	2	0	0	0	0	1	1	0	-9	
0	Kamar Robertson	04:15	0-1	0-1	0-0	0	0	0	0	0	0	0	0	0	0	0	0	0	0	
Team									1	5	6				0					
Totals			9-25	1-5	14-17	4	16	20	11	11	33	3	7	0	1	3				-4

Shooting By Period		
2 nd FG%	9-25	36.0%
3PT%	1-5	20.0%
FT%	14-17	82.4%
GM FG%	9-25	36.0%
3PT%	1-5	20.0%
FT%	14-17	82.4%

Dead Ball Rebounds: 1, 0

Technical Fouls:Woolbright 2nd9:35

Vanderbilt - 37

NO.	Name	Min	FG		3P		FT		Rebounds			Fouls		TP	AS	TO	ST	Blocks		+/-
			M-A	M-A	M-A	M-A	OR	DR	TOT	PF	FD	BS	BA							
35	Carter Lang	F 10:10	1-1	0-0	0-0	1	2	3	0	0	2	0	0	0	0	0	1	0	-4	
0	Tyrin Lawrence	G 14:28	1-5	0-2	3-5	0	3	3	1	4	5	0	1	1	1	1	0	0	-4	
4	Isaiah West	G 00:00	0-0	0-0	0-0	0	0	0	0	0	0	0	0	0	0	0	0	0	0	
5	Ezra Manjon	G 13:25	4-9	0-1	4-4	0	2	2	0	2	12	0	1	0	0	0	0	0	-3	
12	Evan Taylor	G 10:02	1-2	0-1	2-2	2	3	5	2	2	4	0	0	1	1	1	0	9		
13	Malik Presley	03:28	0-0	0-0	0-0	0	0	0	1	0	0	0	0	0	0	0	0	0	-2	
21	Tasos Kamateros	09:50	2-4	1-2	1-2	0	1	1	1	1	6	0	0	0	0	0	1	8		
3	Paul Lewis	13:26	1-4	0-1	1-1	0	0	0	1	1	3	2	0	1	0	0	0	5		
22	Graham Calton	04:31	0-0	0-0	0-0	0	0	0	1	0	0	0	0	0	0	0	0	0		
23	Jason Rivera-Torres	09:06	1-4	0-0	3-3	1	0	1	2	1	5	0	0	0	0	0	0	5		
10	Jordan Williams	11:35	0-2	0-2	0-0	0	1	1	2	0	0	0	0	1	0	0	0	6		
Team									0	2	2				0					
Totals			11-31	1-9	14-17	4	14	18	11	11	37	2	2	4	3	1			4	

Shooting By Period		
2 nd FG%	11-31	35.5%
3PT%	1-9	11.1%
FT%	14-17	82.4%
GM FG%	11-31	35.5%
3PT%	1-9	11.1%
FT%	14-17	82.4%

Dead Ball Rebounds: 3, 0

Technical Fouls::NONE

	WCU	Vandy
Biggest lead	6 (2 nd 12:55)	7 (2 nd 3:12)
Best Scoring Run	8(2 nd 0:51)	8(2 nd 6:37)
Lead Changes	4	
Times Tied	1	
Time with Lead	11:37	07:10

	WCU	Vandy
Points from		
Turnovers	2	8
Paint	14	20
Second Chance	0	4
Fast Breaks	2	2
Bench	2	14

	Period by Period Scoring		
	1st	2nd	TOT
WCU	30	33	63
Vandy	25	37	62



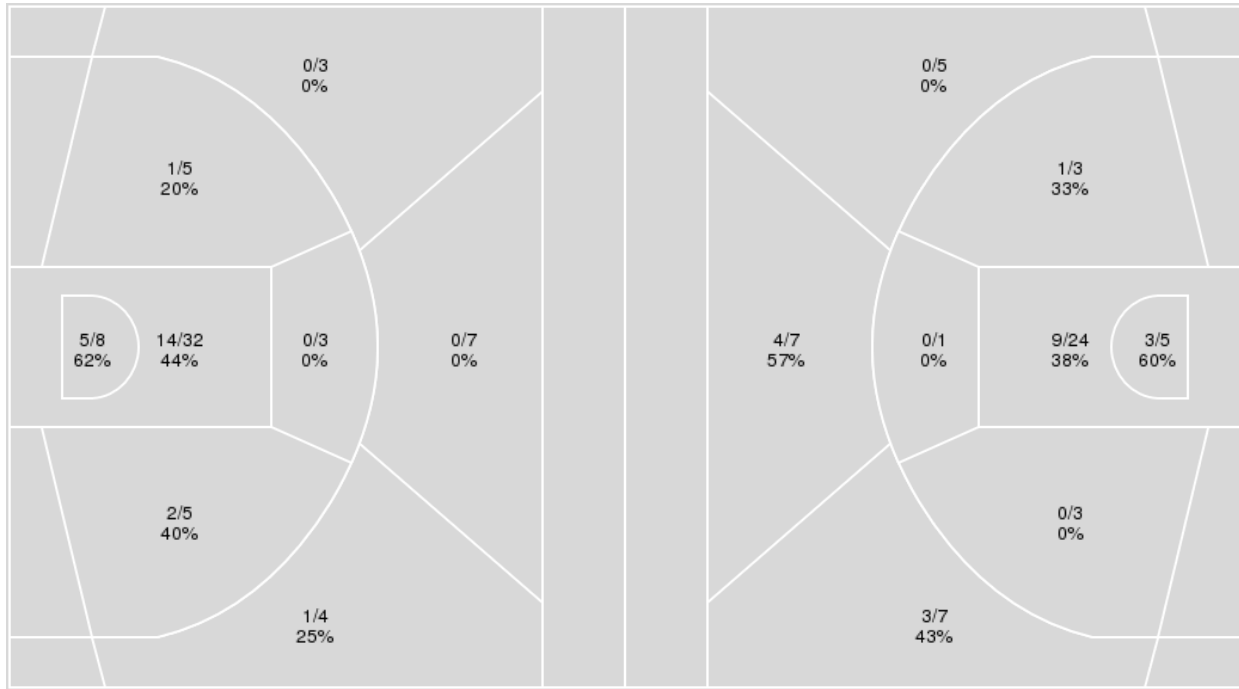
Officials: Don Daily, Michael Roberts, Tony Chiazza

{ Players => 0, 1, 2, 3, 4, 5, 10, 12, 13, 15, 21, 22, 23, 24, 25, 34, 35; }
 FG Types => All; Results => All;

{ Players => 0, 1, 2, 3, 4, 5, 11, 12, 13, 22, 23, 24, 32, 42, 45; } FG
 Types => All; Results => All;

Vanderbilt

Western Carolina



Vanderbilt	M/A	%
Field Goals	23/67	34
2 Points	22/53	42
3 Points	1/14	7
Free Throws	15/18	83

Western Carolina	M/A	%
Field Goals	20/55	36
2 Points	13/36	36
3 Points	7/19	37
Free Throws	16/21	76



Western Carolina at Vanderbilt

12/19/23 Memorial Gymnasium, Nashville, Tenn.

Vanderbilt vs. Western Carolina

Game Time: 6:00 PM

Game Duration: 2:07

Attendance: 5,146

Officials: Don Daily, Michael Roberts, Tony Chiazza

Western Carolina

No	Name	Mins		Score		Points Diff		Points per Min		Assists		Rebounds		Steals		Turnovers	
		On	Off	On	Off	On	Off	On	Off	On	Off	On	Off	On	Off	On	Off
0	Kamar Robertson	11:30	28:30	20 - 21	43 - 41	-1	2	1.74	1.51	3	5	13	30	2	1	4	11
1	Russell Jones Jr.	35:39	04:21	58 - 51	5 - 11	7	-6	1.63	1.15	8	0	38	5	1	2	13	2
2	Vonterius Woolbright	37:21	02:39	61 - 53	2 - 9	8	-7	1.63	0.75	8	0	42	1	3	0	14	1
3	Tre Jackson	32:16	07:44	52 - 50	11 - 12	2	-1	1.61	1.42	6	2	32	11	1	2	12	3
4	Bernard Pelote	17:23	22:37	21 - 37	42 - 25	-16	17	1.21	1.86	4	4	15	28	2	1	6	9
5	DJ Campbell	33:16	06:44	51 - 54	12 - 8	-3	4	1.53	1.78	5	3	38	5	3	0	14	1
22	Corneilous Williams	06:38	33:22	9 - 9	54 - 53	0	1	1.36	1.62	1	7	10	33	2	1	3	12
32	Colin Granger	06:13	33:47	16 - 16	47 - 46	0	1	2.57	1.39	2	6	4	39	0	3	1	14
42	Charles Lampten	19:44	20:16	27 - 19	36 - 43	8	-7	1.37	1.78	3	5	23	20	1	2	8	7

Vanderbilt

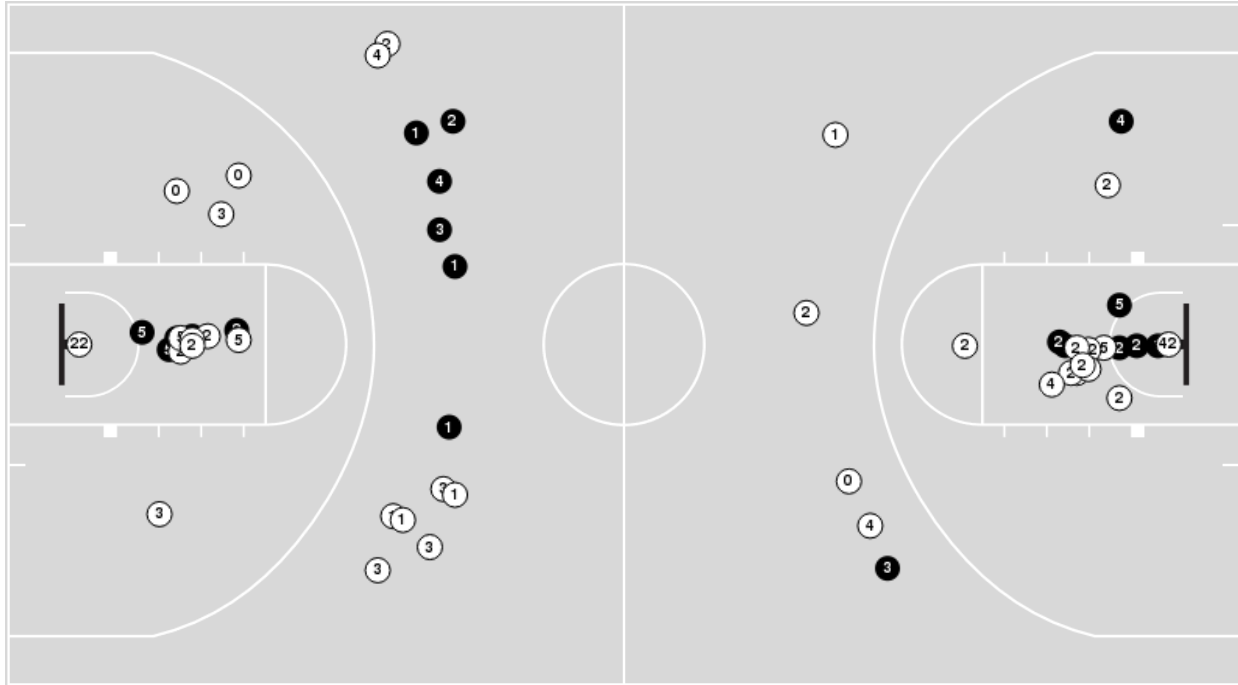
No	Name	Mins		Score		Points Diff		Points per Min		Assists		Rebounds		Steals		Turnovers	
		On	Off	On	Off	On	Off	On	Off	On	Off	On	Off	On	Off	On	Off
0	Tyrin Lawrence	30:51	09:09	44 - 54	18 - 9	-10	9	1.43	1.97	2	3	29	10	7	2	7	0
3	Paul Lewis	21:54	18:06	38 - 30	24 - 33	8	-9	1.74	1.33	3	2	24	15	4	5	3	4
4	Isaiah West	11:32	28:28	14 - 22	48 - 41	-8	7	1.21	1.69	2	3	10	29	3	6	3	4
5	Ezra Manjon	29:35	10:25	44 - 53	18 - 10	-9	8	1.49	1.73	2	3	24	15	9	0	7	0
10	Jordan Williams	17:28	22:33	29 - 21	33 - 42	8	-9	1.66	1.46	2	3	20	19	4	5	1	6
12	Evan Taylor	24:25	15:36	34 - 34	28 - 29	0	-1	1.39	1.80	5	0	27	12	6	3	4	3
13	Malik Presley	03:28	36:32	6 - 8	56 - 55	-2	1	1.73	1.53	0	5	3	36	0	9	0	7
21	Tasos Kamateros	15:27	24:33	32 - 20	30 - 43	12	-13	2.07	1.22	2	3	14	25	2	7	3	4
22	Graham Calton	04:31	35:29	9 - 9	53 - 54	0	-1	1.99	1.49	2	3	3	36	0	9	0	7
23	Jason Rivera-Torres	16:17	23:43	30 - 21	32 - 42	9	-10	1.84	1.35	2	3	16	23	3	6	3	4
35	Carter Lang	24:33	15:27	30 - 43	32 - 20	-13	12	1.22	2.07	3	2	25	14	7	2	4	3



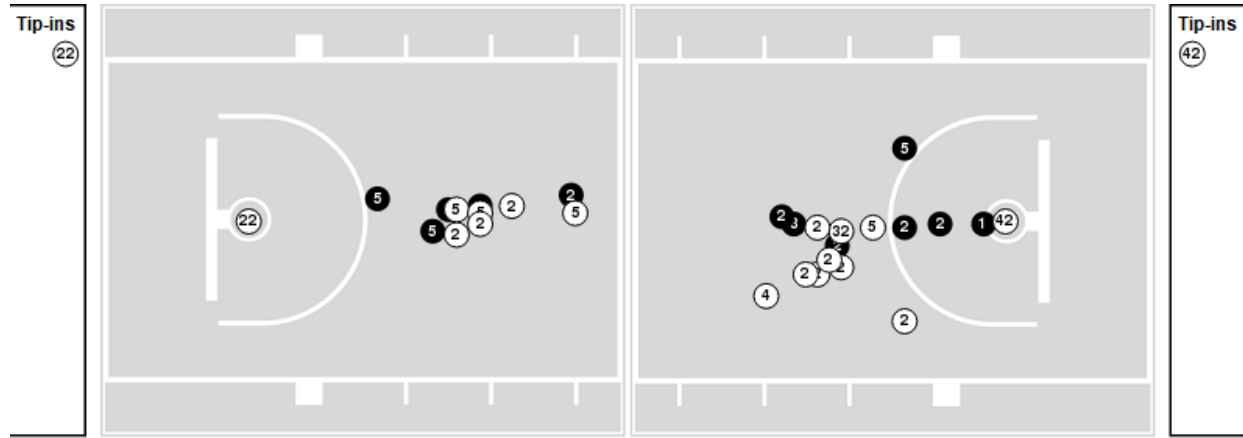
Players => 0, 1, 2, 3, 4, 5, 11, 12, 13, 22, 23, 24, 32, 42, 45 FG Types=>All Results=>All

Western Carolina

All Field Goals



Blow Up Chart



● Made ○ Missed N - Player Number

Western Carolina	M/A	%
Field Goals	20/55	36
2 Points	13/36	36
3 Points	7/19	37
Free Throws	16/21	76

Western Carolina	M/A	%
Points in the Paint	24 (12 / 29)	41
Fast Break Points	6 (4/4)	100
Second Chance Points	5 (2/9)	22
Effective FG%	43	

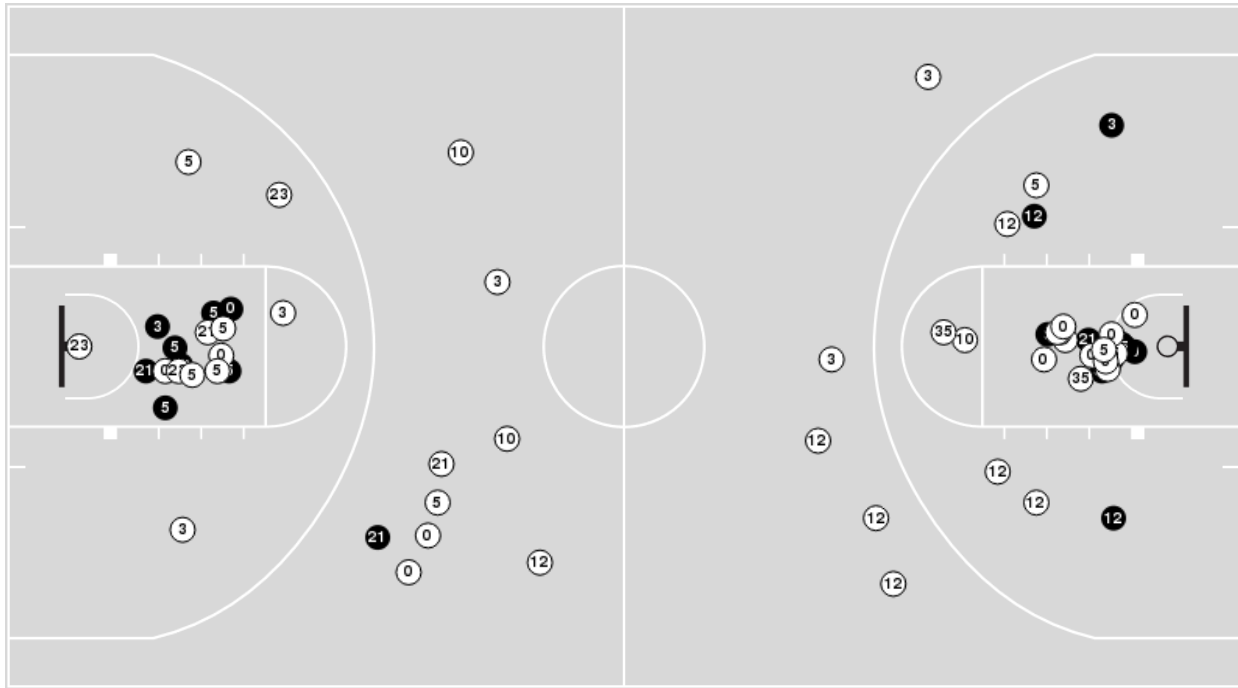


Officials: Don Daily, Michael Roberts, Tony Chiazza

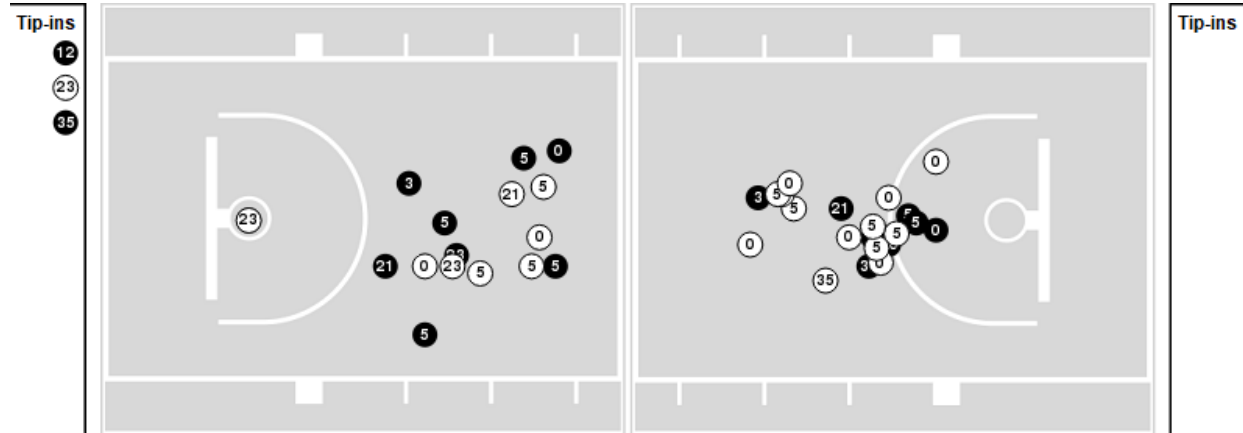
Players => 0, 1, 2, 3, 4, 5, 10, 12, 13, 15, 21, 22, 23, 24, 25, 34, 35 FG Types=>All Results=>All

Vanderbilt

All Field Goals



Blow Up Chart



● Made ○ Missed N - Player Number

Vanderbilt	M/A	%
Field Goals	23/67	34
2 Points	22/53	42
3 Points	1/14	7
Free Throws	15/18	83

Vanderbilt	M/A	%
Points in the Paint	38 (19 / 40)	48
Fast Break Points	8 (4/4)	100
Second Chance Points	8 (4/10)	40
Effective FG%	35	



Officials: Don Daily, Michael Roberts, Tony Chiazza

Western Carolina

Lineup	Quarter On	Time On	Quarter Off	Time Off	Time on Court	Score	Score Diff	Reb	Stl	Tov	Ass	PPP
1- Jones Jr. R/ 2- Woolbright V/ 3- Jackson T/ 5- Campbell D/ 42- Lampten C/	1	20:00	1	14:58	05:02	9-2	7	8	0	2	1	1.0000
0- Robertson K/ 1- Jones Jr. R/ 2- Woolbright V/ 3- Jackson T/ 32- Granger C/	1	14:58	1	12:04	02:54	9-4	5	3	0	1	2	1.8000
0- Robertson K/ 3- Jackson T/ 4- Pelote B/ 5- Campbell D/ 32- Granger C/	1	12:04	1	11:05	00:59	2-4	-2	0	0	0	0	2.0000
0- Robertson K/ 3- Jackson T/ 4- Pelote B/ 5- Campbell D/ 22- Williams C/	1	11:05	1	10:15	00:50	0-3	-3	0	0	1	0	0.0000
0- Robertson K/ 2- Woolbright V/ 4- Pelote B/ 5- Campbell D/ 22- Williams C/	1	10:15	1	08:06	02:09	2-2	0	5	2	1	0	0.4505
1- Jones Jr. R/ 2- Woolbright V/ 4- Pelote B/ 5- Campbell D/ 22- Williams C/	1	08:06	1	06:27	01:39	3-2	1	2	0	1	1	1.2295
1- Jones Jr. R/ 2- Woolbright V/ 3- Jackson T/ 4- Pelote B/ 42- Lampten C/	1	06:27	1	02:37	03:50	3-4	-1	2	0	0	1	0.7500
1- Jones Jr. R/ 2- Woolbright V/ 3- Jackson T/ 5- Campbell D/ 42- Lampten C/	1	02:37	1	00:46	01:50	1-0	1	3	1	1	0	0.2252
0- Robertson K/ 2- Woolbright V/ 3- Jackson T/ 5- Campbell D/ 42- Lampten C/	1	00:46	1	00:46	00:00	1-0	1	0	0	0	0	2.2727
0- Robertson K/ 3- Jackson T/ 4- Pelote B/ 5- Campbell D/ 42- Lampten C/	1	00:46	1	00:23	00:23	0-2	-2	0	0	0	0	0.0000
1- Jones Jr. R/ 2- Woolbright V/ 3- Jackson T/ 5- Campbell D/ 42- Lampten C/	1	00:23	2	18:02	02:21	1-4	-3	5	0	3	0	0.2252
1- Jones Jr. R/ 2- Woolbright V/ 3- Jackson T/ 5- Campbell D/ 32- Granger C/	2	18:02	2	15:42	02:20	5-8	-3	1	0	0	0	1.1574
1- Jones Jr. R/ 2- Woolbright V/ 3- Jackson T/ 5- Campbell D/ 22- Williams C/	2	15:42	2	13:50	01:52	4-0	4	3	0	0	0	1.0309
1- Jones Jr. R/ 2- Woolbright V/ 4- Pelote B/ 5- Campbell D/ 22- Williams C/	2	13:50	2	13:42	00:08	0-2	-2	0	0	0	0	0.0000
0- Robertson K/ 1- Jones Jr. R/ 2- Woolbright V/ 4- Pelote B/ 5- Campbell D/	2	13:42	2	09:54	03:48	6-6	0	4	0	1	1	0.8721
1- Jones Jr. R/ 2- Woolbright V/ 3- Jackson T/ 4- Pelote B/ 5- Campbell D/	2	09:54	2	08:20	01:34	3-6	-3	1	0	0	1	1.0417
0- Robertson K/ 1- Jones Jr. R/ 3- Jackson T/ 4- Pelote B/ 5- Campbell D/	2	08:20	2	07:53	00:27	0-0	0	1	0	0	0	0.0000
1- Jones Jr. R/ 2- Woolbright V/ 3- Jackson T/ 4- Pelote B/ 5- Campbell D/	2	07:53	2	06:54	00:59	0-4	-4	0	0	1	0	0.0000
1- Jones Jr. R/ 2- Woolbright V/ 3- Jackson T/ 5- Campbell D/ 42- Lampten C/	2	06:54	2	00:38	06:15	12-7	5	5	0	2	1	1.2448
1- Jones Jr. R/ 2- Woolbright V/ 3- Jackson T/ 4- Pelote B/ 5- Campbell D/	2	00:38	2	00:01	00:37	2-2	0	0	0	1	0	1.0000
1- Jones Jr. R/ 2- Woolbright V/ 3- Jackson T/ 5- Campbell D/ 42- Lampten C/	2	00:01	2	00:00	00:01	0-0	0	0	0	0	0	0.0000



Officials: Don Daily, Michael Roberts, Tony Chiazza

Vanderbilt

Lineup	Quarter On	Time On	Quarter Off	Time Off	Time on Court	Score	Score Diff	Reb	Stl	Tov	Ass	PPP
0- Lawrence T/ 4- West I/ 5- Manjon E/ 12- Taylor E/ 35- Lang C/	1	20:00	1	12:04	07:56	6-18	-12	5	1	0	1	0.4615
0- Lawrence T/ 4- West I/ 5- Manjon E/ 21- Kamateros T/ 23- Rivera-Torres J/	1	12:04	1	11:05	00:59	4-2	2	0	0	0	0	2.0000
0- Lawrence T/ 3- Lewis P/ 5- Manjon E/ 21- Kamateros T/ 23- Rivera-Torres J/	1	11:05	1	08:06	02:59	5-2	3	3	1	2	0	0.7764
3- Lewis P/ 5- Manjon E/ 10- Williams J/ 21- Kamateros T/ 23- Rivera-Torres J/	1	08:06	1	06:27	01:39	2-3	-1	1	1	0	0	1.0000
3- Lewis P/ 10- Williams J/ 12- Taylor E/ 23- Rivera-Torres J/ 35- Lang C/	1	06:27	1	04:53	01:34	0-0	0	2	0	0	0	0.0000
0- Lawrence T/ 3- Lewis P/ 10- Williams J/ 12- Taylor E/ 35- Lang C/	1	04:53	1	02:37	02:16	4-3	1	5	0	0	1	2.0000
0- Lawrence T/ 4- West I/ 5- Manjon E/ 12- Taylor E/ 35- Lang C/	1	02:37	1	00:23	02:13	2-2	0	5	1	3	0	0.3333
4- West I/ 5- Manjon E/ 10- Williams J/ 12- Taylor E/ 35- Lang C/	1	00:23	2	20:00	00:23	2-0	2	0	1	0	1	2.0000
0- Lawrence T/ 5- Manjon E/ 10- Williams J/ 12- Taylor E/ 35- Lang C/	2	20:00	2	17:18	02:42	4-2	2	2	2	0	0	0.8197
0- Lawrence T/ 5- Manjon E/ 10- Williams J/ 13- Presley M/ 35- Lang C/	2	17:18	2	14:34	02:44	6-8	-2	2	0	0	0	1.2605
0- Lawrence T/ 5- Manjon E/ 10- Williams J/ 13- Presley M/ 21- Kamateros T/	2	14:34	2	13:50	00:44	0-0	0	1	0	0	0	0.0000
0- Lawrence T/ 3- Lewis P/ 5- Manjon E/ 10- Williams J/ 21- Kamateros T/	2	13:50	2	13:42	00:08	3-0	3	0	0	0	0	2.0833
0- Lawrence T/ 3- Lewis P/ 5- Manjon E/ 21- Kamateros T/ 22- Calton G/	2	13:42	2	12:00	01:42	3-4	-1	1	0	0	0	0.8721
0- Lawrence T/ 3- Lewis P/ 12- Taylor E/ 21- Kamateros T/ 22- Calton G/	2	12:00	2	10:57	01:03	0-1	-1	1	0	0	0	0.0000
3- Lewis P/ 12- Taylor E/ 21- Kamateros T/ 22- Calton G/ 23- Rivera-Torres J/	2	10:57	2	09:11	01:46	6-4	2	1	0	0	2	1.3514
3- Lewis P/ 10- Williams J/ 12- Taylor E/ 21- Kamateros T/ 23- Rivera-Torres J/	2	09:11	2	05:25	03:46	8-2	6	6	0	0	0	1.3889
0- Lawrence T/ 5- Manjon E/ 10- Williams J/ 21- Kamateros T/ 23- Rivera-Torres J/	2	05:25	2	05:02	00:23	0-1	-1	0	0	1	0	0.0000
0- Lawrence T/ 3- Lewis P/ 5- Manjon E/ 21- Kamateros T/ 23- Rivera-Torres J/	2	05:02	2	04:44	00:18	1-1	0	0	0	0	0	1.1364
0- Lawrence T/ 3- Lewis P/ 5- Manjon E/ 23- Rivera-Torres J/ 35- Lang C/	2	04:44	2	01:51	02:53	4-6	-2	3	1	0	0	1.0309
0- Lawrence T/ 3- Lewis P/ 5- Manjon E/ 10- Williams J/ 35- Lang C/	2	01:51	2	00:44	01:06	0-2	-2	1	0	0	0	0.0000
0- Lawrence T/ 3- Lewis P/ 5- Manjon E/ 12- Taylor E/ 35- Lang C/	2	00:44	2	00:01	00:43	2-2	0	0	1	1	0	1.0000
0- Lawrence T/ 5- Manjon E/ 10- Williams J/ 12- Taylor E/ 35- Lang C/	2	00:01	2	00:00	00:01	0-0	0	0	0	0	0	0.0000



Officials: Don Daily, Michael Roberts, Tony Chiazza

Western Carolina

Lineup	Time	Score	Score Diff	Pts/Min	Reb	Stl	Tov	Ass	PPP
1- Jones Jr. R/ 2- Woolbright V/ 3- Jackson T/ 5- Campbell D/ 42- Lampten C/	15:30	23-13	10	1.4824	21	1	8	2	0.8358
1- Jones Jr. R/ 2- Woolbright V/ 3- Jackson T/ 4- Pelote B/ 42- Lampten C/	03:50	3-4	-1	0.7826	2	0	0	1	0.7500
0- Robertson K/ 1- Jones Jr. R/ 2- Woolbright V/ 4- Pelote B/ 5- Campbell D/	03:48	6-6	0	1.5789	4	0	1	1	0.8721
1- Jones Jr. R/ 2- Woolbright V/ 3- Jackson T/ 4- Pelote B/ 5- Campbell D/	03:10	5-12	-7	1.5781	1	0	2	1	0.7911
0- Robertson K/ 1- Jones Jr. R/ 2- Woolbright V/ 3- Jackson T/ 32- Granger C/	02:54	9-4	5	3.1034	3	0	1	2	1.8000
1- Jones Jr. R/ 2- Woolbright V/ 3- Jackson T/ 5- Campbell D/ 32- Granger C/	02:20	5-8	-3	2.1429	1	0	0	0	1.1574
0- Robertson K/ 2- Woolbright V/ 4- Pelote B/ 5- Campbell D/ 22- Williams C/	02:09	2-2	0	0.9302	5	2	1	0	0.4505
1- Jones Jr. R/ 2- Woolbright V/ 3- Jackson T/ 5- Campbell D/ 22- Williams C/	01:52	4-0	4	2.1429	3	0	0	0	1.0309
1- Jones Jr. R/ 2- Woolbright V/ 4- Pelote B/ 5- Campbell D/ 22- Williams C/	01:47	3-4	-1	1.6822	2	0	1	1	1.2295
0- Robertson K/ 3- Jackson T/ 4- Pelote B/ 5- Campbell D/ 32- Granger C/	00:59	2-4	-2	2.0339	0	0	0	0	2.0000
0- Robertson K/ 3- Jackson T/ 4- Pelote B/ 5- Campbell D/ 22- Williams C/	00:50	0-3	-3	0.0000	0	0	1	0	0.0000
0- Robertson K/ 1- Jones Jr. R/ 3- Jackson T/ 4- Pelote B/ 5- Campbell D/	00:27	0-0	0	0.0000	1	0	0	0	0.0000
0- Robertson K/ 3- Jackson T/ 4- Pelote B/ 5- Campbell D/ 42- Lampten C/	00:23	0-2	-2	0.0000	0	0	0	0	0.0000
0- Robertson K/ 2- Woolbright V/ 3- Jackson T/ 5- Campbell D/ 42- Lampten C/	00:00	1-0	1	∞	0	0	0	0	2.2727



Officials: Don Daily, Michael Roberts, Tony Chiazza

Vanderbilt

Lineup	Time	Score	Score Diff	Pts/Min	Reb	Stl	Tov	Ass	PPP
0- Lawrence T/ 4- West I/ 5- Manjon E/ 12- Taylor E/ 35- Lang C/	10:09	8-20	-12	0.7877	10	2	3	1	0.4211
3- Lewis P/ 10- Williams J/ 12- Taylor E/ 21- Kamateros T/ 23- Rivera-Torres J/	03:46	8-2	6	2.1239	6	0	0	0	1.3889
0- Lawrence T/ 3- Lewis P/ 5- Manjon E/ 21- Kamateros T/ 23- Rivera-Torres J/	03:17	6-3	3	1.8274	3	1	2	0	0.8197
0- Lawrence T/ 3- Lewis P/ 5- Manjon E/ 23- Rivera-Torres J/ 35- Lang C/	02:53	4-6	-2	1.3873	3	1	0	0	1.0309
0- Lawrence T/ 5- Manjon E/ 10- Williams J/ 13- Presley M/ 35- Lang C/	02:44	6-8	-2	2.1951	2	0	0	0	1.2605
0- Lawrence T/ 5- Manjon E/ 10- Williams J/ 12- Taylor E/ 35- Lang C/	02:43	4-2	2	1.4688	2	2	0	0	0.6803
0- Lawrence T/ 3- Lewis P/ 10- Williams J/ 12- Taylor E/ 35- Lang C/	02:16	4-3	1	1.7647	5	0	0	1	2.0000
3- Lewis P/ 12- Taylor E/ 21- Kamateros T/ 22- Calton G/ 23- Rivera-Torres J/	01:46	6-4	2	3.3962	1	0	0	2	1.3514
0- Lawrence T/ 3- Lewis P/ 5- Manjon E/ 21- Kamateros T/ 22- Calton G/	01:42	3-4	-1	1.7647	1	0	0	0	0.8721
3- Lewis P/ 5- Manjon E/ 10- Williams J/ 21- Kamateros T/ 23- Rivera-Torres J/	01:39	2-3	-1	1.2121	1	1	0	0	1.0000
3- Lewis P/ 10- Williams J/ 12- Taylor E/ 23- Rivera-Torres J/ 35- Lang C/	01:34	0-0	0	0.0000	2	0	0	0	0.0000
0- Lawrence T/ 3- Lewis P/ 5- Manjon E/ 10- Williams J/ 35- Lang C/	01:06	0-2	-2	0.0000	1	0	0	0	0.0000
0- Lawrence T/ 3- Lewis P/ 12- Taylor E/ 21- Kamateros T/ 22- Calton G/	01:03	0-1	-1	0.0000	1	0	0	0	0.0000
0- Lawrence T/ 4- West I/ 5- Manjon E/ 21- Kamateros T/ 23- Rivera-Torres J/	00:59	4-2	2	4.0678	0	0	0	0	2.0000
0- Lawrence T/ 5- Manjon E/ 10- Williams J/ 13- Presley M/ 21- Kamateros T/	00:44	0-0	0	0.0000	1	0	0	0	0.0000
0- Lawrence T/ 3- Lewis P/ 5- Manjon E/ 12- Taylor E/ 35- Lang C/	00:43	2-2	0	2.7842	0	1	1	0	1.0000
4- West I/ 5- Manjon E/ 10- Williams J/ 12- Taylor E/ 35- Lang C/	00:23	2-0	2	5.0847	0	1	0	1	2.0000
0- Lawrence T/ 5- Manjon E/ 10- Williams J/ 21- Kamateros T/ 23- Rivera-Torres J/	00:23	0-1	-1	0.0000	0	0	1	0	0.0000
0- Lawrence T/ 3- Lewis P/ 5- Manjon E/ 10- Williams J/ 21- Kamateros T/	00:08	3-0	3	22.5000	0	0	0	0	2.0833