



Officials: Don Daily, Steven Anderson, Rob Rorke

Tennessee - 75

Record: 15-4 (5-1)

NO.	Name	Min	FG			Rebounds			Fouls		TP	AS	TO	ST	Blocks		+/-
			M-A	M-A	M-A	OR	DR	TOT	PF	FD					BS	BA	
0	Jonas Aidoo	F 29:34	4-9	0-0	1-4	2	8	10	1	3	9	1	1	2	2	0	4
3	Dalton Knecht	G 34:01	13-21	3-7	3-7	0	6	6	1	4	32	3	1	0	3	1	10
5	Zakai Zeigler	G 36:29	3-8	2-6	2-3	1	3	4	1	3	10	6	3	1	0	0	12
25	Santiago Vescovi	G 32:48	3-8	2-5	4-4	0	5	5	2	2	12	2	1	0	0	0	15
30	Josiah-Jordan James	G 28:18	0-2	0-1	0-0	1	3	4	0	0	0	0	0	0	0	0	10
2	Jordan Gainey	14:38	2-4	2-3	4-4	0	0	0	0	2	10	1	0	0	0	1	4
15	Jahmai Mashack	13:11	0-0	0-0	0-0	2	0	2	2	1	0	1	0	0	0	0	1
11	Tobe Awaka	05:39	0-0	0-0	0-0	1	0	1	2	0	0	0	0	0	0	0	6
13	J.P. Estrella	04:47	1-1	0-0	0-0	2	1	3	1	0	2	0	0	0	0	0	3
1	Freddie Dilione V	00:35	0-0	0-0	0-0	0	0	0	0	0	0	0	1	0	0	0	0
Team						1	2	3			0						
Totals			26-53	9-22	14-22	10	28	38	11	15	75	14	7	3	5	2	13

Shooting By Period		
1 st FG%	12-27	44.4%
3PT%	2-8	25.0%
FT%	4-8	50%
2 nd FG%	14-26	53.8%
3PT%	7-14	50.0%
FT%	10-14	71.4%
GM FG%	26-53	49.1%
3PT%	9-22	40.9%
FT%	14-22	63.6%

Dead Ball Rebounds: 5, 0

Technical Fouls: Coach 1st 1:17

Vanderbilt - 62

Record: 5-14 (0-6)

NO.	Name	Min	FG			Rebounds			Fouls		TP	AS	TO	ST	Blocks		+/-
			M-A	M-A	M-A	OR	DR	TOT	PF	FD					BS	BA	
2	Ven-Allen Lubin	F 28:58	3-9	1-2	1-2	3	3	6	2	2	8	0	1	1	1	1	-2
0	Tyrin Lawrence	G 37:10	8-13	2-6	3-5	0	8	8	1	3	21	3	2	2	0	1	-11
5	Ezra Manjon	G 32:42	5-14	0-1	4-4	0	5	5	2	1	14	3	3	0	0	2	-10
12	Evan Taylor	G 26:02	2-8	2-6	0-0	3	2	5	3	0	6	0	0	1	0	1	-11
23	Jason Rivera-Torres	G 28:22	2-8	1-4	2-2	1	2	3	2	3	7	1	0	1	0	0	-2
3	Paul Lewis	14:36	2-4	2-3	0-0	0	0	0	1	0	6	0	0	0	0	0	-13
10	Jordan Williams	10:26	0-2	0-2	0-0	1	0	1	1	0	0	0	0	0	0	0	-9
13	Malik Presley	02:17	0-0	0-0	0-0	0	0	0	0	0	0	0	0	0	0	0	0
24	JaQualon "JQ" Roberts	06:17	0-1	0-1	0-0	0	0	0	0	1	0	0	0	0	1	0	-4
21	Tasos Kamateros	13:10	0-1	0-1	0-0	1	0	1	3	0	0	1	0	1	0	0	-3
Team						2	0	2			0						
Totals			22-60	8-26	10-13	11	20	31	15	10	62	8	7	6	2	5	-13

Shooting By Period		
1 st FG%	12-30	40.0%
3PT%	4-13	30.8%
FT%	7-7	100%
2 nd FG%	10-30	33.3%
3PT%	4-13	30.8%
FT%	3-6	50%
GM FG%	22-60	36.7%
3PT%	8-26	30.8%
FT%	10-13	76.9%

Dead Ball Rebounds: 2, 0

Technical Fouls: NONE

	UT	Vandy
Biggest lead	15 (2 nd 1:24)	9 (1 st 1:17)
Best Scoring Run	10 (2 nd 8:59)	9 (1 st 4:54)
Lead Changes	5	
Times Tied	7	
Time with Lead	20:51	15:50

	UT	Vandy
Points from		
Turnovers	13	4
Paint	32	24
Second Chance	22	6
Fast Breaks	8	9
Bench	12	6

	Period by Period Scoring		
	1st	2nd	TOT
UT	30	45	75
Vandy	35	27	62



Period 1

Quarter Starters:

Vandy	0 Lawrence T	2 Lubin V	5 Manjon E	12 Taylor E	23 Rivera-Torres J
UT	0 Aidoo J	3 Knecht D	5 Zeigler Z	25 Vescovi S	30 James J

Game Time	Vandy	Score	Diff	UT
20:00	2 LUBIN V jumpball won			0 AIDOO J jumpball lost
19:43	0 LAWRENCE T 2pt FG in the paint, driving layup made (2)	2-0	2	
19:16				30 JAMES J 2pt FG outside the paint, turnaround jump shot missed
19:13	5 MANJON E defensive rebound (1)			
18:46	5 MANJON E 2pt FG outside the paint, pull up jump shot made (2)	4-0	4	
18:40		4-2	2	3 KNECHT D 2pt FG fast break in the paint, driving layup made (2)
18:15	5 MANJON E 2pt FG in the paint, driving layup made (4)	6-2	4	
18:07	12 TAYLOR E foul shooting (1 - 1)			3 KNECHT D foul drawn (1)
18:07				3 KNECHT D free throw fast break 1 - 2 missed
18:07				offensive dead ball rebound (1)
18:07		6-3	3	3 KNECHT D free throw fast break 2 - 2 made (3)
17:45	5 MANJON E 2pt FG in the paint, pull up jump shot missed			
17:43				0 AIDOO J defensive rebound (1)
17:43	jump ball situation			
17:27		6-5	1	0 AIDOO J 2pt FG in the paint, layup made (2)
17:27				3 KNECHT D assist (1)
17:07	5 MANJON E 2pt FG in the paint, pull up jump shot missed			
17:03				0 AIDOO J defensive rebound (2)
16:46				0 AIDOO J 2pt FG in the paint, hook shot missed
16:43	2 LUBIN V defensive rebound (1)			
16:22	2 LUBIN V 2pt FG in the paint, step back jump shot missed			
16:19				0 AIDOO J defensive rebound (3)
16:08				0 AIDOO J 2pt FG in the paint, turnaround jump shot missed
16:07	23 RIVERA-TORRES J defensive rebound (1)			
16:07	23 RIVERA-TORRES J foul drawn (1)			25 VESCOVI S foul personal (1 - 1)
16:07				25 VESCOVI S substitution out
16:07				30 JAMES J substitution out
16:07				2 GAINEY J substitution in
16:07				15 MASHACK J substitution in
15:55	5 MANJON E foul offensive (1 - 2)			5 ZEIGLER Z foul drawn (1)
15:55	5 MANJON E turnover offensive (1)			
15:55	Timeout media			
15:37		6-8	-2	2 GAINEY J 3pt FG from turnover, jump shot made (3)
15:37				3 KNECHT D assist (2)
15:07	5 MANJON E 3pt FG , jump shot missed			
15:05				3 KNECHT D defensive rebound (1)
14:57				3 KNECHT D 3pt FG , jump shot missed
14:54	5 MANJON E defensive rebound (2)			
14:51	5 MANJON E 2pt FG fast break in the paint, driving layup made (6)	8-8	0	
14:26	23 RIVERA-TORRES J steal (1)			0 AIDOO J turnover lost ball (1)



Official Basketball Play by Play - First Half
Tennessee at Vanderbilt
 01/27/24 Memorial Gymnasium, Nashville, Tenn.
 Vanderbilt vs. No. 5 Tennessee

Game Time: 5:00 PM
Game Duration: 1:58
Attendance: 13,852

Officials: Don Daily, Steven Anderson, Rob Rorke

Game Time	Vandy	Score	Diff	UT
14:16	23 RIVERA-TORRES J 2pt FG from turnover outside the paint, pull up jump shot missed			
14:12				0 AIDOO J defensive rebound (4)
13:58		8-11	-3	5 ZEIGLER Z 3pt FG , jump shot made (3)
13:58				2 GAINEY J assist (1)
13:42	5 MANJON E 2pt FG in the paint, driving layup made (8)	10-11	-1	
13:19	jump ball situation			
13:19	2 LUBIN V steal (1)			5 ZEIGLER Z turnover lost ball (1)
13:19	5 MANJON E substitution out			
13:19	23 RIVERA-TORRES J substitution out			
13:19	3 LEWIS P substitution in			
13:19	10 WILLIAMS J substitution in			
13:19				0 AIDOO J substitution out
13:19				3 KNECHT D substitution out
13:19				11 AWAKA T substitution in
13:19				25 VESCOVI S substitution in
13:10				5 ZEIGLER Z substitution out
13:10				30 JAMES J substitution in
12:50	12 TAYLOR E 3pt FG from turnover, jump shot missed			
12:47				25 VESCOVI S defensive rebound (1)
12:28	12 TAYLOR E steal (1)			25 VESCOVI S turnover lost ball (1)
12:19	0 LAWRENCE T substitution out			
12:19	3 LEWIS P substitution out			
12:19	13 PRESLEY M substitution in			
12:19	23 RIVERA-TORRES J substitution in			
12:18	23 RIVERA-TORRES J foul drawn (2)			11 AWAKA T foul shooting (1 - 2)
12:18	23 RIVERA-TORRES J free throw 1 - 2 made (1)	11-11	0	
12:18	12 TAYLOR E substitution out			
12:18	24 ROBERTS J substitution in			
12:18	23 RIVERA-TORRES J free throw 2 - 2 made (2)	12-11	1	
12:18	13 PRESLEY M substitution out			
12:18	3 LEWIS P substitution in			
12:03				25 VESCOVI S 3pt FG , jump shot missed
11:59	23 RIVERA-TORRES J defensive rebound (2)			
11:59	23 RIVERA-TORRES J foul drawn (3)			15 MASHACK J foul personal (1 - 3)
11:55	Timeout media			
11:55	2 LUBIN V substitution out			
11:55	23 RIVERA-TORRES J substitution out			
11:55	13 PRESLEY M substitution in			
11:55	21 KAMATEROS T substitution in			
11:55				15 MASHACK J substitution out
11:55				3 KNECHT D substitution in
11:28	21 KAMATEROS T 3pt FG , jump shot missed			
11:25				25 VESCOVI S defensive rebound (2)
11:07				3 KNECHT D 2pt FG in the paint, driving layup missed
11:05				11 AWAKA T offensive rebound (1)
11:01		12-13	-1	25 VESCOVI S 2pt FG second chance in the paint, driving layup made (2)
10:48	24 ROBERTS J foul drawn (1)			11 AWAKA T foul personal (2 - 4)
10:48				11 AWAKA T substitution out



Official Basketball Play by Play - First Half
Tennessee at Vanderbilt
 01/27/24 Memorial Gymnasium, Nashville, Tenn.
 Vanderbilt vs. No. 5 Tennessee

Game Time: 5:00 PM
Game Duration: 1:58
Attendance: 13,852

Officials: Don Daily, Steven Anderson, Rob Rorke

Game Time	Vandy	Score	Diff	UT
10:48				13 ESTRELLA J substitution in
10:35	24 ROBERTS J 3pt FG , jump shot missed			
10:33				25 VESCOVI S defensive rebound (3)
10:24				2 GAINEY J 3pt FG , jump shot missed
10:21				13 ESTRELLA J offensive rebound (1)
10:13		12-15	-3	3 KNECHT D 2pt FG second chance in the paint, driving layup made (5)
09:48	3 LEWIS P 3pt FG , jump shot made (3)	15-15	0	
09:39	21 KAMATEROS T foul shooting (1 - 3)			2 GAINEY J foul drawn (1)
09:39		15-16	-1	2 GAINEY J free throw 1 - 2 made (4)
09:39	13 PRESLEY M substitution out			
09:39	0 LAWRENCE T substitution in			
09:39		15-17	-2	2 GAINEY J free throw 2 - 2 made (5)
09:39				2 GAINEY J substitution out
09:39				5 ZEIGLER Z substitution in
09:14	0 LAWRENCE T 2pt FG outside the paint, pull up jump shot made (4)	17-17	0	
09:00				3 KNECHT D 2pt FG outside the paint, pull up jump shot missed
08:58	0 LAWRENCE T defensive rebound (1)			
08:57	0 LAWRENCE T turnover bad pass (1)			5 ZEIGLER Z steal (1)
08:45				3 KNECHT D 2pt FG from turnover in the paint, driving layup blocked
08:45	24 ROBERTS J block (1)			
08:41				offensive rebound (11)
08:39		17-19	-2	3 KNECHT D 2pt FG from turnover second chance in the paint, alleyoop made (7)
08:39				5 ZEIGLER Z assist (1)
08:08	3 LEWIS P 2pt FG outside the paint, pull up jump shot missed			
08:03				30 JAMES J defensive rebound (1)
07:53				30 JAMES J 3pt FG , jump shot missed
07:50				30 JAMES J offensive rebound (2)
07:46		17-21	-4	3 KNECHT D 2pt FG second chance in the paint, driving layup made (9)
07:13	0 LAWRENCE T 3pt FG , jump shot missed			
07:10				13 ESTRELLA J defensive rebound (2)
07:00				5 ZEIGLER Z 3pt FG , jump shot missed
06:58	0 LAWRENCE T defensive rebound (2)			
06:50	10 WILLIAMS J 3pt FG , jump shot missed			
06:47				30 JAMES J defensive rebound (3)
06:28				25 VESCOVI S 2pt FG in the paint, driving layup missed
06:22				13 ESTRELLA J offensive rebound (3)
06:22		17-23	-6	13 ESTRELLA J 2pt FG second chance in the paint, layup made (2)
06:01	0 LAWRENCE T 2pt FG in the paint, driving layup made (6)	19-23	-4	
06:01	0 LAWRENCE T foul drawn (1)			13 ESTRELLA J foul shooting (1 - 5)
06:01	Timeout media			
06:01	3 LEWIS P substitution out			
06:01	10 WILLIAMS J substitution out			
06:01	24 ROBERTS J substitution out			
06:01	2 LUBIN V substitution in			
06:01	5 MANJON E substitution in			



Official Basketball Play by Play - First Half

Tennessee at Vanderbilt

01/27/24 Memorial Gymnasium, Nashville, Tenn.
Vanderbilt vs. No. 5 Tennessee

Game Time: 5:00 PM
Game Duration: 1:58
Attendance: 13,852

Officials: Don Daily, Steven Anderson, Rob Rorke

Game Time	Vandy	Score	Diff	UT
06:01	23 RIVERA-TORRES J substitution in			
06:01				13 ESTRELLA J substitution out
06:01				25 VESCOVI S substitution out
06:01				30 JAMES J substitution out
06:01				0 AIDOO J substitution in
06:01				2 GAINEY J substitution in
06:01				15 MASHACK J substitution in
06:01	0 LAWRENCE T free throw 1 - 1 made (7)	20-23	-3	
05:46				0 AIDOO J 2pt FG outside the paint, pull up jump shot missed
05:43	0 LAWRENCE T defensive rebound (3)			
05:25	2 LUBIN V 3pt FG , jump shot made (3)	23-23	0	
05:25	0 LAWRENCE T assist (1)			
05:04				2 GAINEY J 2pt FG in the paint, driving layup blocked
05:04	2 LUBIN V block (1)			
05:01	5 MANJON E defensive rebound (3)			
04:54	0 LAWRENCE T 3pt FG , jump shot made (10)	26-23	3	
04:39	2 LUBIN V foul shooting (1 - 4)			5 ZEIGLER Z foul drawn (2)
04:39				5 ZEIGLER Z free throw 1 - 2 missed
04:39				offensive dead ball rebound (2)
04:39				3 KNECHT D substitution out
04:39				25 VESCOVI S substitution in
04:39		26-24	2	5 ZEIGLER Z free throw 2 - 2 made (4)
04:15	5 MANJON E 2pt FG outside the paint, jump shot missed			
04:08	2 LUBIN V offensive rebound (2)			
04:08	2 LUBIN V 2pt FG second chance in the paint, layup made (5)	28-24	4	
04:07	21 KAMATEROS T steal (1)			5 ZEIGLER Z turnover bad pass (2)
04:01	23 RIVERA-TORRES J 3pt FG from turnover, jump shot missed			
03:58	21 KAMATEROS T offensive rebound (1)			
03:53	Timeout media			
03:53	21 KAMATEROS T substitution out			
03:53	12 TAYLOR E substitution in			
03:53				2 GAINEY J substitution out
03:53				1 DILIONE V F substitution in
03:42	2 LUBIN V 2pt FG from turnover second chance in the paint, turnaround jump shot missed			
03:40				5 ZEIGLER Z defensive rebound (1)
03:18				1 DILIONE V F turnover travel (1)
03:18				1 DILIONE V F substitution out
03:18				15 MASHACK J substitution out
03:18				3 KNECHT D substitution in
03:18				30 JAMES J substitution in
03:01	2 LUBIN V 2pt FG from turnover in the paint, turnaround jump shot missed			
02:56				0 AIDOO J defensive rebound (5)
02:51		28-26	2	0 AIDOO J 2pt FG in the paint, dunk, made (4)
02:51				25 VESCOVI S assist (1)
02:31	12 TAYLOR E 3pt FG , jump shot missed			
02:29				5 ZEIGLER Z defensive rebound (2)
02:24				3 KNECHT D 3pt FG , jump shot missed
02:19	0 LAWRENCE T defensive rebound (4)			



Official Basketball Play by Play - First Half
Tennessee at Vanderbilt
 01/27/24 Memorial Gymnasium, Nashville, Tenn.
 Vanderbilt vs. No. 5 Tennessee

Game Time: 5:00 PM
Game Duration: 1:58
Attendance: 13,852

Officials: Don Daily, Steven Anderson, Rob Rorke

Game Time	Vandy	Score	Diff	UT
02:14	12 TAYLOR E 3pt FG , jump shot made (3)	31-26	5	
02:14	0 LAWRENCE T assist (2)			
01:42	12 TAYLOR E foul shooting (2 - 5)			3 KNECHT D foul drawn (2)
01:42				3 KNECHT D free throw 1 - 2 missed
01:42				offensive dead ball rebound (3)
01:42				3 KNECHT D free throw 2 - 2 missed
01:42	5 MANJON E defensive rebound (4)			
01:17	5 MANJON E foul drawn (1)			5 ZEIGLER Z foul shooting (1 - 6)
01:17				foul coach class A technical (7)
01:17	5 MANJON E free throw 1 - 2 made (9)	32-26	6	
01:17	5 MANJON E free throw 2 - 2 made (10)	33-26	7	
01:17	5 MANJON E free throw 1 - 2 made (11)	34-26	8	
01:17	5 MANJON E free throw 2 - 2 made (12)	35-26	9	
01:03		35-28	7	3 KNECHT D 2pt FG in the paint, driving layup made (11)
00:40	2 LUBIN V 2pt FG outside the paint, turnaround jump shot missed			
00:38				25 VESCOVI S defensive rebound (4)
00:20		35-30	5	0 AIDOO J 2pt FG in the paint, driving layup made (6)
00:14	Timeout 30 Sec			
00:14				3 KNECHT D substitution out
00:14				15 MASHACK J substitution in
00:02	12 TAYLOR E 3pt FG , jump shot missed			
00:02				5 ZEIGLER Z defensive rebound (3)
END OF PERIOD				
Vandy 35-30 UT				



Officials: Don Daily, Steven Anderson, Rob Rorke

Tennessee - 30

NO.	Name	F	Min	FG			3P			FT			Rebounds			Fouls		TP	AS	TO	ST	Blocks		+/-
				M-A	M-A	M-A	OR	DR	TOT	PF	FD	BS	BA											
0	Jonas Aidoo	F	12:42	3-6	0-0	0-0	0	5	5	0	0	6	0	0	1	0	0	0	0	0	0	0	-8	
3	Dalton Knecht	G	17:01	5-10	0-2	1-4	0	1	1	0	2	11	2	0	0	0	0	0	0	0	1	-2		
5	Zakai Zeigler	G	16:29	1-2	1-2	1-2	0	3	3	1	2	4	1	2	1	0	0	0	0	0	0	-6		
25	Santiago Vescovi	G	15:50	1-3	0-1	0-0	0	4	4	1	0	2	1	1	1	0	0	0	0	0	0	0		
30	Josiah-Jordan James	G	14:20	0-2	0-1	0-0	1	2	3	0	0	0	0	0	0	0	0	0	0	0	0	1		
2	Jordan Gainey		08:36	1-3	1-2	2-2	0	0	0	0	1	5	1	0	0	0	0	0	0	1	-5			
15	Jahmai Mashack		07:09	0-0	0-0	0-0	0	0	0	1	0	0	0	0	0	0	0	0	0	0	0	-8		
11	Tobe Awaka		02:31	0-0	0-0	0-0	1	0	1	2	0	0	0	0	0	0	0	0	0	0	0	0		
13	J.P. Estrella		04:47	1-1	0-0	0-0	2	1	3	1	0	2	0	0	0	0	0	0	0	0	0	3		
1	Freddie Dillione V		00:35	0-0	0-0	0-0	0	0	0	0	0	0	0	1	0	0	0	0	0	0	0	0		
Team							1	0	1			0			0									
Totals				12-27	2-8	4-8	5	16	21	7	5	30	5	5	1	0	2	0	2	-5				

Shooting By Period		
1 st FG%	12-27	44.4%
3PT%	2-8	25.0%
FT%	4-8	50%
GM FG%	12-27	44.4%
3PT%	2-8	25.0%
FT%	4-8	50.0%

Dead Ball Rebounds: 3, 0

Technical Fouls: Coach 1st 1:17

Vanderbilt - 35

NO.	Name	F	Min	FG			3P			FT			Rebounds			Fouls		TP	AS	TO	ST	Blocks		+/-
				M-A	M-A	M-A	OR	DR	TOT	PF	FD	BS	BA											
2	Ven-Allen Lubin	F	14:06	2-6	1-1	0-0	1	1	2	1	0	5	0	0	1	1	0	10						
0	Tyrin Lawrence	G	17:20	4-5	1-2	1-1	0	4	4	0	1	10	2	1	0	0	0	5						
5	Ezra Manjon	G	12:42	4-8	0-1	4-4	0	4	4	1	1	12	0	1	0	0	0	8						
12	Evan Taylor	G	11:35	1-4	1-4	0-0	0	0	0	2	0	3	0	0	1	0	0	1						
23	Jason Rivera-Torres	G	13:06	0-2	0-1	2-2	0	2	2	0	3	2	0	0	1	0	0	10						
3	Paul Lewis		07:17	1-2	1-1	0-0	0	0	0	0	0	3	0	0	0	0	0	-5						
10	Jordan Williams		07:18	0-1	0-1	0-0	0	0	0	0	0	0	0	0	0	0	0	-3						
13	Malik Presley		02:17	0-0	0-0	0-0	0	0	0	0	0	0	0	0	0	0	0	0						
24	JaQualon "JQ" Roberts		06:17	0-1	0-1	0-0	0	0	0	0	1	0	0	0	0	1	0	-4						
21	Tasos Kamateros		08:02	0-1	0-1	0-0	1	0	1	1	0	0	0	0	1	0	0	3						
Team							0	0	0			0			0									
Totals				12-30	4-13	7-7	2	11	13	5	6	35	2	2	4	2	0	5						

Shooting By Period		
1 st FG%	12-30	40.0%
3PT%	4-13	30.8%
FT%	7-7	100%
GM FG%	12-30	40.0%
3PT%	4-13	30.8%
FT%	7-7	100.0%

Dead Ball Rebounds: 0, 0

Technical Fouls: NONE

	UT	Vandy
Biggest lead	6 (1 st 6:22)	9 (1 st 1:17)
Best Scoring Run	6 (1 st 15:37)	9 (1 st 4:54)
Lead Changes	4	
Times Tied	5	
Time with Lead	07:18	10:17

Points from	UT	Vandy
Turnovers	5	2
Paint	20	12
Second Chance	10	2
Fast Breaks	3	2
Bench	7	3

	Period by Period Scoring		
	1st	2nd	TOT
UT	30	45	75
Vandy	35	27	62



Tennessee at Vanderbilt

01/27/24 Memorial Gymnasium, Nashville, Tenn.
Vanderbilt vs. No. 5 Tennessee

Game Time: 5:00 PM
Game Duration: 1:58
Attendance: 13,852

Officials: Don Daily, Steven Anderson, Rob Rorke

Period 2

Quarter Starters:

Vandy	0 Lawrence T	2 Lubin V	5 Manjon E	12 Taylor E	23 Rivera-Torres J
UT	0 Aidoo J	3 Knecht D	5 Zeigler Z	25 Vescovi S	30 James J

Game Time	Vandy	Score	Diff	UT
20:00				15 MASHACK J substitution out
20:00				3 KNECHT D substitution in
19:47				5 ZEIGLER Z 3pt FG , jump shot missed
19:44				0 AIDOO J offensive rebound (6)
19:42		35-33	2	5 ZEIGLER Z 3pt FG second chance, jump shot made (7)
19:42				0 AIDOO J assist (1)
19:18	2 LUBIN V 2pt FG in the paint, layup blocked			
19:18				3 KNECHT D block (1)
19:16	offensive rebound (14)			
19:10	23 RIVERA-TORRES J 3pt FG second chance, jump shot missed			
19:07	12 TAYLOR E offensive rebound (1)			
18:50	5 MANJON E turnover lost ball (2)			0 AIDOO J steal (1)
18:42				5 ZEIGLER Z 2pt FG from turnover in the paint, driving layup missed
18:38	0 LAWRENCE T defensive rebound (5)			
18:34	0 LAWRENCE T 3pt FG fast break, jump shot made (13)	38-33	5	
18:34	5 MANJON E assist (1)			
18:12	0 LAWRENCE T foul shooting (1 - 1)			0 AIDOO J foul drawn (1)
18:12				0 AIDOO J free throw 1 - 2 missed
18:12				offensive dead ball rebound (4)
18:12				0 AIDOO J free throw 2 - 2 missed
18:10	12 TAYLOR E defensive rebound (2)			
17:50	23 RIVERA-TORRES J 3pt FG , jump shot missed			
17:48				defensive rebound (23)
17:33	12 TAYLOR E foul personal (3 - 2)			0 AIDOO J foul drawn (2)
17:28		38-35	3	3 KNECHT D 2pt FG in the paint, driving layup made (13)
17:10	0 LAWRENCE T 3pt FG , jump shot missed			
17:08	12 TAYLOR E offensive rebound (3)			
16:53	5 MANJON E 2pt FG second chance in the paint, driving layup blocked			
16:53				3 KNECHT D block (2)
16:48	2 LUBIN V offensive rebound (3)			
16:48	2 LUBIN V 2pt FG second chance in the paint, layup made (7)	40-35	5	
16:31				0 AIDOO J 2pt FG in the paint, jump shot missed
16:28	0 LAWRENCE T defensive rebound (6)			
16:18	0 LAWRENCE T turnover lost ball (2)			
16:10		40-38	2	25 VESCOVI S 3pt FG from turnover, jump shot made (5)
16:10				5 ZEIGLER Z assist (2)
15:53	12 TAYLOR E 2pt FG outside the paint, pull up jump shot missed			
15:50				0 AIDOO J defensive rebound (7)
15:43	2 LUBIN V foul shooting (2 - 3)			0 AIDOO J foul drawn (3)
15:43	Timeout media			



Tennessee at Vanderbilt

01/27/24 Memorial Gymnasium, Nashville, Tenn.
Vanderbilt vs. No. 5 Tennessee

Game Time: 5:00 PM
Game Duration: 1:58
Attendance: 13,852

Officials: Don Daily, Steven Anderson, Rob Rorke

Game Time	Vandy	Score	Diff	UT
15:43				0 AIDOO J free throw 1 - 2 missed
15:43				offensive dead ball rebound (5)
15:43		40-39	1	0 AIDOO J free throw 2 - 2 made (7)
15:22	12 TAYLOR E 3pt FG , jump shot made (6)	43-39	4	
15:22	23 RIVERA-TORRES J assist (1)			
15:16		43-42	1	3 KNECHT D 3pt FG fast break, jump shot made (16)
15:16				5 ZEIGLER Z assist (3)
14:42	2 LUBIN V 3pt FG , jump shot missed			
14:41				defensive rebound (25)
14:27		43-44	-1	3 KNECHT D 2pt FG in the paint, turnaround jump shot made (18)
14:27				25 VESCOVI S assist (2)
14:06	5 MANJON E 2pt FG in the paint, driving layup blocked			
14:06				0 AIDOO J block (1)
14:03				3 KNECHT D defensive rebound (2)
14:01		43-46	-3	3 KNECHT D 2pt FG fast break in the paint, driving layup made (20)
13:43	2 LUBIN V foul drawn (1)			25 VESCOVI S foul shooting (2 - 1)
13:43	2 LUBIN V free throw 1 - 2 made (8)	44-46	-2	
13:43	2 LUBIN V free throw 2 - 2 missed			
13:42				3 KNECHT D defensive rebound (3)
13:23				5 ZEIGLER Z 3pt FG , jump shot missed
13:21	0 LAWRENCE T defensive rebound (7)			
13:09	0 LAWRENCE T foul drawn (2)			0 AIDOO J foul shooting (1 - 2)
13:09	0 LAWRENCE T free throw 1 - 2 made (14)	45-46	-1	
13:09	23 RIVERA-TORRES J substitution out			
13:09	3 LEWIS P substitution in			
13:09				25 VESCOVI S substitution out
13:09				30 JAMES J substitution out
13:09				2 GAINEY J substitution in
13:09				15 MASHACK J substitution in
13:09	0 LAWRENCE T free throw 2 - 2 made (15)	46-46	0	
12:47				3 KNECHT D 3pt FG , jump shot missed
12:44				15 MASHACK J offensive rebound (1)
12:39		46-48	-2	3 KNECHT D 2pt FG second chance in the paint, driving layup made (22)
12:39	5 MANJON E foul shooting (2 - 4)			3 KNECHT D foul drawn (3)
12:39				3 KNECHT D free throw 1 - 1 missed
12:36	0 LAWRENCE T defensive rebound (8)			
12:21	0 LAWRENCE T 2pt FG in the paint, driving layup made (17)	48-48	0	
11:57		48-51	-3	3 KNECHT D 3pt FG , jump shot made (25)
11:57				15 MASHACK J assist (1)
11:23	0 LAWRENCE T 3pt FG , jump shot missed			
11:23	offensive dead ball rebound (1)			
11:23	turnover shot clock (5)			
11:23	Timeout media			
11:23	2 LUBIN V substitution out			
11:23	12 TAYLOR E substitution out			
11:23	10 WILLIAMS J substitution in			
11:23	21 KAMATEROS T substitution in			



Tennessee at Vanderbilt

01/27/24 Memorial Gymnasium, Nashville, Tenn.
Vanderbilt vs. No. 5 Tennessee

Game Time: 5:00 PM
Game Duration: 1:58
Attendance: 13,852

Officials: Don Daily, Steven Anderson, Rob Rorke

Game Time	Vandy	Score	Diff	UT
11:23				0 AIDOO J substitution out
11:23				11 AWAKA T substitution in
11:06	0 LAWRENCE T steal (1)			3 KNECHT D turnover lost ball (1)
10:39	5 MANJON E turnover bad pass (3)			
10:24				3 KNECHT D 2pt FG from turnover outside the paint, turnaround jump shot missed
10:21				15 MASHACK J offensive rebound (2)
10:21	10 WILLIAMS J foul personal (1 - 5)			15 MASHACK J foul drawn (1)
10:07	21 KAMATEROS T foul shooting (2 - 6)			2 GAINEY J foul drawn (2)
10:07		48-52	-4	2 GAINEY J free throw 1 - 2 made (6)
10:07				3 KNECHT D substitution out
10:07				25 VESCOVI S substitution in
10:07		48-53	-5	2 GAINEY J free throw 2 - 2 made (7)
09:40	3 LEWIS P 3pt FG , jump shot missed			
09:37	10 WILLIAMS J offensive rebound (1)			
09:19	10 WILLIAMS J 3pt FG second chance, jump shot missed			
09:16				25 VESCOVI S defensive rebound (5)
09:16	21 KAMATEROS T foul flagrant 1 (3 - 7)			25 VESCOVI S foul drawn (1)
09:16		48-54	-6	25 VESCOVI S free throw 1 - 2 made (6)
09:16		48-55	-7	25 VESCOVI S free throw 2 - 2 made (7)
09:13				25 VESCOVI S 3pt FG , jump shot missed
09:09				5 ZEIGLER Z offensive rebound (4)
08:59		48-58	-10	2 GAINEY J 3pt FG second chance, jump shot made (10)
08:59				5 ZEIGLER Z assist (4)
08:33	3 LEWIS P 3pt FG , jump shot made (6)	51-58	-7	
08:33	21 KAMATEROS T assist (1)			
08:25	0 LAWRENCE T substitution out			
08:25	23 RIVERA-TORRES J substitution in			
08:15		51-60	-9	5 ZEIGLER Z 2pt FG in the paint, driving layup made (9)
08:15	3 LEWIS P foul shooting (1 - 8)			5 ZEIGLER Z foul drawn (3)
08:15	10 WILLIAMS J substitution out			
08:15	21 KAMATEROS T substitution out			
08:15	0 LAWRENCE T substitution in			
08:15	2 LUBIN V substitution in			
08:15				11 AWAKA T substitution out
08:15				0 AIDOO J substitution in
08:15		51-61	-10	5 ZEIGLER Z free throw 1 - 1 made (10)
08:00	Timeout media			
07:50	0 LAWRENCE T foul drawn (3)			15 MASHACK J foul shooting (2 - 3)
07:50	0 LAWRENCE T free throw 1 - 2 missed			
07:50	offensive dead ball rebound (2)			
07:50	0 LAWRENCE T free throw 2 - 2 missed			
07:49				0 AIDOO J defensive rebound (8)
07:30	0 LAWRENCE T steal (2)			5 ZEIGLER Z turnover bad pass (3)
07:26	0 LAWRENCE T 2pt FG fast break from turnover in the paint, dunk, made (19)	53-61	-8	
07:07	23 RIVERA-TORRES J foul personal (1 - 9)			25 VESCOVI S foul drawn (2)
07:07		53-62	-9	25 VESCOVI S 1&1 free throw 1 made (8)
07:07		53-63	-10	25 VESCOVI S 1&1 free throw 2 made (9)
07:07				2 GAINEY J substitution out



Tennessee at Vanderbilt

01/27/24 Memorial Gymnasium, Nashville, Tenn.
Vanderbilt vs. No. 5 Tennessee

Game Time: 5:00 PM
Game Duration: 1:58
Attendance: 13,852

Officials: Don Daily, Steven Anderson, Rob Rorke

Game Time	Vandy	Score	Diff	UT
07:07				15 MASHACK J substitution out
07:07				3 KNECHT D substitution in
07:07				30 JAMES J substitution in
06:49	0 LAWRENCE T 2pt FG in the paint, driving layup blocked			
06:49				3 KNECHT D block (3)
06:49	offensive rebound (24)			
06:40	5 MANJON E 2pt FG second chance in the paint, driving layup missed			
06:38				0 AIDOO J defensive rebound (9)
06:23				25 VESCOVI S 2pt FG in the paint, driving layup missed
06:19	5 MANJON E defensive rebound (5)			
06:18	0 LAWRENCE T 2pt FG fast break in the paint, driving layup made (21)	55-63	-8	
06:18	5 MANJON E assist (2)			
05:50	23 RIVERA-TORRES J foul shooting (2 - 10)			3 KNECHT D foul drawn (4)
05:50		55-64	-9	3 KNECHT D free throw 1 - 2 made (26)
05:50	3 LEWIS P substitution out			
05:50	12 TAYLOR E substitution in			
05:50		55-65	-10	3 KNECHT D free throw 2 - 2 made (27)
05:48	2 LUBIN V turnover bad pass (1)			0 AIDOO J steal (2)
05:40		55-68	-13	3 KNECHT D 3pt FG from turnover, jump shot made (30)
05:40				5 ZEIGLER Z assist (5)
05:19	0 LAWRENCE T 3pt FG , jump shot missed			
05:16	12 TAYLOR E offensive rebound (4)			
05:15	12 TAYLOR E 2pt FG second chance in the paint, jump shot blocked			
05:15				0 AIDOO J block (2)
05:12	23 RIVERA-TORRES J offensive rebound (3)			
05:11	23 RIVERA-TORRES J 2pt FG second chance outside the paint, turnaround jump shot missed			
05:11	2 LUBIN V offensive rebound (4)			
05:11	2 LUBIN V foul drawn (2)			3 KNECHT D foul personal (1 - 4)
05:01	23 RIVERA-TORRES J 2pt FG second chance in the paint, jump shot made (4)	57-68	-11	
05:01	5 MANJON E assist (3)			
04:35				5 ZEIGLER Z 3pt FG , jump shot missed
04:32	2 LUBIN V defensive rebound (5)			
04:23	23 RIVERA-TORRES J 2pt FG outside the paint, pull up jump shot missed			
04:21				3 KNECHT D defensive rebound (4)
03:57				0 AIDOO J 2pt FG in the paint, layup missed
03:55	2 LUBIN V defensive rebound (6)			
03:50	12 TAYLOR E 3pt FG , jump shot missed			
03:47				3 KNECHT D defensive rebound (5)
03:24	Timeout media			
03:21		57-71	-14	25 VESCOVI S 3pt FG , jump shot made (12)
03:21				3 KNECHT D assist (3)
02:57	23 RIVERA-TORRES J 3pt FG , jump shot made (7)	60-71	-11	
02:57	0 LAWRENCE T assist (3)			
02:32		60-73	-13	3 KNECHT D 2pt FG outside the paint, turnaround jump shot made (32)



Official Basketball Play by Play - Second Half

Tennessee at Vanderbilt

01/27/24 Memorial Gymnasium, Nashville, Tenn.

Vanderbilt vs. No. 5 Tennessee

Game Time: 5:00 PM

Game Duration: 1:58

Attendance: 13,852

Officials: Don Daily, Steven Anderson, Rob Rorke

Game Time	Vandy	Score	Diff	UT
02:06	5 MANJON E 2pt FG outside the paint, pull up jump shot missed			
02:02				30 JAMES J defensive rebound (4)
02:00	Timeout 30 Sec			
02:00	Timeout media			
02:00	2 LUBIN V substitution out			
02:00	21 KAMATEROS T substitution in			
01:39				25 VESCOVI S 3pt FG , jump shot missed
01:34				0 AIDOO J offensive rebound (10)
01:24		60-75	-15	0 AIDOO J 2pt FG second chance in the paint, alleyoop made (9)
01:24				5 ZEIGLER Z assist (6)
01:01	5 MANJON E 2pt FG in the paint, driving layup made (14)	62-75	-13	
00:31				3 KNECHT D 3pt FG , jump shot missed
00:29	12 TAYLOR E defensive rebound (5)			
00:23	jump ball situation			
00:23	Timeout 30 Sec			
00:19	5 MANJON E 2pt FG outside the paint, step back jump shot missed			
00:16				3 KNECHT D defensive rebound (6)
END OF GAME				
Vandy 62-75 UT				



Tennessee at Vanderbilt

01/27/24 Memorial Gymnasium, Nashville, Tenn.
Vanderbilt vs. No. 5 Tennessee

Game Time: 5:00 PM
Game Duration: 1:58
Attendance: 13,852

Officials: Don Daily, Steven Anderson, Rob Rorke

Tennessee - 45

NO.	Name	Min	FG			Rebounds			Fouls		TP	AS	TO	ST	Blocks		+/-
			M-A	3P	FT	OR	DR	TOT	PF	FD					BS	BA	
0	Jonas Aidoo	F 16:52	1-3	0-0	1-4	2	3	5	1	3	3	1	0	2	2	0	12
3	Dalton Knecht	G 17:00	8-11	3-5	2-3	0	5	5	1	2	21	1	1	0	3	0	12
5	Zakai Zeigler	G 20:00	2-6	1-4	1-1	1	0	1	0	1	6	5	1	0	0	0	18
25	Santiago Vescovi	G 16:58	2-5	2-4	4-4	0	1	1	1	2	10	1	0	0	0	0	15
30	Josiah-Jordan James	G 13:58	0-0	0-0	0-0	0	1	1	0	0	0	0	0	0	0	0	9
2	Jordan Gainey	06:02	1-1	1-1	2-2	0	0	0	0	1	5	0	0	0	0	0	9
15	Jahmai Mashack	06:02	0-0	0-0	0-0	2	0	2	1	1	0	1	0	0	0	0	9
11	Tobe Awaka	03:08	0-0	0-0	0-0	0	0	0	0	0	0	0	0	0	0	0	6
Team						0	2	2			0						
Totals			14-26	7-14	10-14	5	12	17	4	10	45	9	2	2	5	0	18

Shooting By Period		
2 nd FG%	14-26	53.8%
3PT%	7-14	50.0%
FT%	10-14	71.4%
GM FG%	14-26	53.8%
3PT%	7-14	50.0%
FT%	10-14	71.4%

Dead Ball Rebounds: 2, 0

Technical Fouls::NONE

Vanderbilt - 27

NO.	Name	Min	FG			Rebounds			Fouls		TP	AS	TO	ST	Blocks		+/-
			M-A	3P	FT	OR	DR	TOT	PF	FD					BS	BA	
2	Ven-Allen Lubin	F 14:52	1-3	0-1	1-2	2	2	4	1	2	3	0	1	0	0	1	-12
0	Tyrin Lawrence	G 19:50	4-8	1-4	2-4	0	4	4	1	2	11	1	1	2	0	1	-16
5	Ezra Manjon	G 20:00	1-6	0-0	0-0	0	1	1	1	0	2	3	2	0	0	2	-18
12	Evan Taylor	G 14:27	1-4	1-2	0-0	3	2	5	1	0	3	0	0	0	0	1	-12
23	Jason Rivera-Torres	G 15:16	2-6	1-3	0-0	1	0	1	2	0	5	1	0	0	0	0	-12
3	Paul Lewis	07:19	1-2	1-2	0-0	0	0	0	1	0	3	0	0	0	0	0	-8
10	Jordan Williams	03:08	0-1	0-1	0-0	1	0	1	1	0	0	0	0	0	0	0	-6
21	Tasos Kamateros	05:08	0-0	0-0	0-0	0	0	0	2	0	0	1	0	0	0	0	-6
Team						2	0	2			0						
Totals			10-30	4-13	3-6	9	9	18	10	4	27	6	5	2	0	5	-18

Shooting By Period		
2 nd FG%	10-30	33.3%
3PT%	4-13	30.8%
FT%	3-6	50%
GM FG%	10-30	33.3%
3PT%	4-13	30.8%
FT%	3-6	50.0%

Dead Ball Rebounds: 2, 0

Technical Fouls::NONE

	UT	Vandy
Biggest lead	15 (2 nd 1:24)	5 (2 nd 19:47)
Best Scoring Run	10(2 nd 8:59)	3(2 nd 18:34)
Lead Changes	1	
Times Tied	2	
Time with Lead	13:33	05:20

Points from	UT	Vandy
Turnovers	8	2
Paint	12	12
Second Chance	12	4
Fast Breaks	5	7
Bench	5	3

	Period by Period Scoring		
	1st	2nd	TOT
UT	30	45	75
Vandy	35	27	62

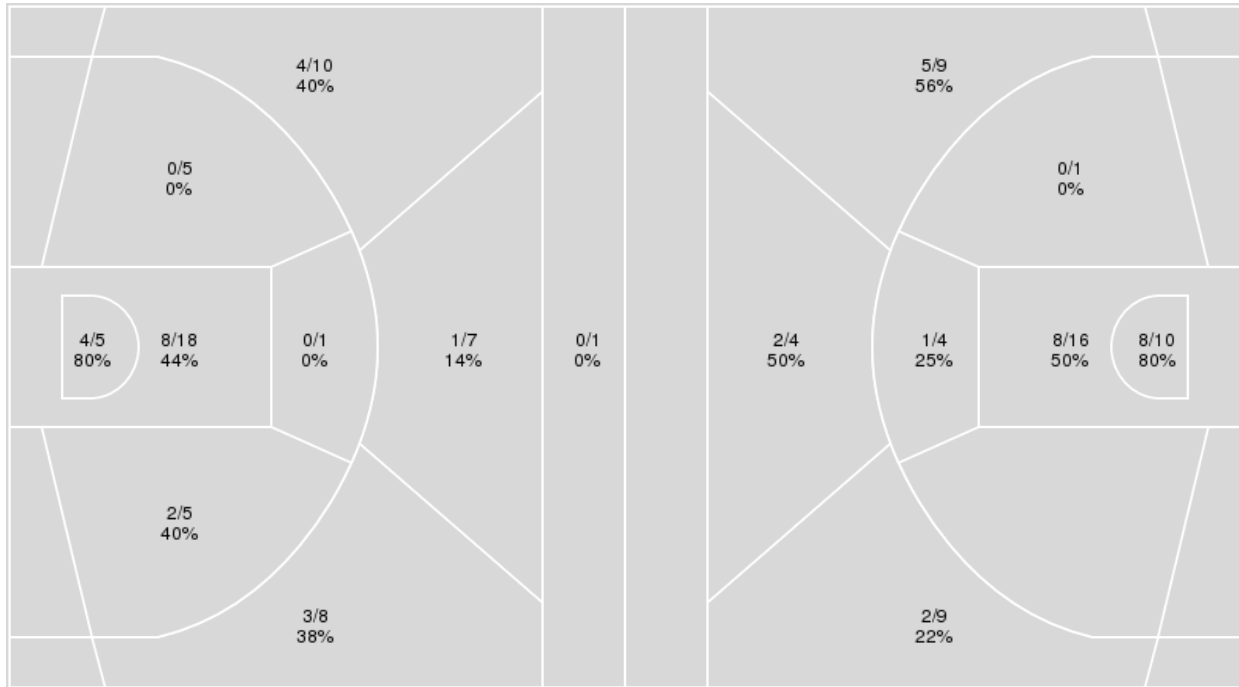


Officials: Don Daily, Steven Anderson, Rob Rorke

{ Players => 0, 1, 2, 3, 4, 5, 10, 12, 13, 15, 21, 22, 23, 24, 25, 34, 35; } { Players => All; } FG Types => All; Results => All;
 FG Types => All; Results => All;

Vanderbilt

Tennessee



Vanderbilt	M/A	%
Field Goals	22/60	37
2 Points	14/34	41
3 Points	8/26	31
Free Throws	10/13	77

Tennessee	M/A	%
Field Goals	26/53	49
2 Points	17/31	55
3 Points	9/22	41
Free Throws	14/22	64



Tennessee at Vanderbilt

01/27/24 Memorial Gymnasium, Nashville, Tenn.

Vanderbilt vs. No. 5 Tennessee

Game Time: 5:00 PM

Game Duration: 1:58

Attendance: 13,852

Officials: Don Daily, Steven Anderson, Rob Rorke

Tennessee

No	Name	Mins		Score		Points Diff		Points per Min		Assists		Rebounds		Steals		Turnovers	
		On	Off	On	Off	On	Off	On	Off	On	Off	On	Off	On	Off	On	Off
0	Jonas Aidoo	29:34	10:26	54 - 50	21 - 12	4	9	1.83	2.01	12	2	24	14	2	1	5	2
1	Freddie Dilione V	00:35	39:25	0 - 0	75 - 62	0	13	0.00	1.90	0	14	1	37	0	3	1	6
2	Jordan Gainey	14:38	25:22	30 - 26	45 - 36	4	9	2.05	1.77	4	10	12	26	0	3	6	1
3	Dalton Knecht	34:01	05:59	63 - 53	12 - 9	10	3	1.85	2.00	13	1	32	6	3	0	3	4
5	Zakai Zeigler	36:29	03:31	69 - 57	6 - 5	12	1	1.89	1.71	14	0	33	5	3	0	6	1
11	Tobe Awaka	05:39	34:21	11 - 5	64 - 57	6	7	1.95	1.86	1	13	6	32	0	3	2	5
13	J.P. Estrella	04:47	35:13	10 - 7	65 - 55	3	10	2.09	1.85	1	13	8	30	1	2	0	7
15	Jahmai Mashack	13:11	26:49	24 - 23	51 - 39	1	12	1.82	1.90	4	10	10	28	0	3	7	0
25	Santiago Vescovi	32:48	07:12	63 - 48	12 - 14	15	-2	1.92	1.67	11	3	34	4	3	0	4	3
30	Josiah-Jordan James	28:18	11:42	51 - 41	24 - 21	10	3	1.80	2.05	10	4	30	8	3	0	1	6

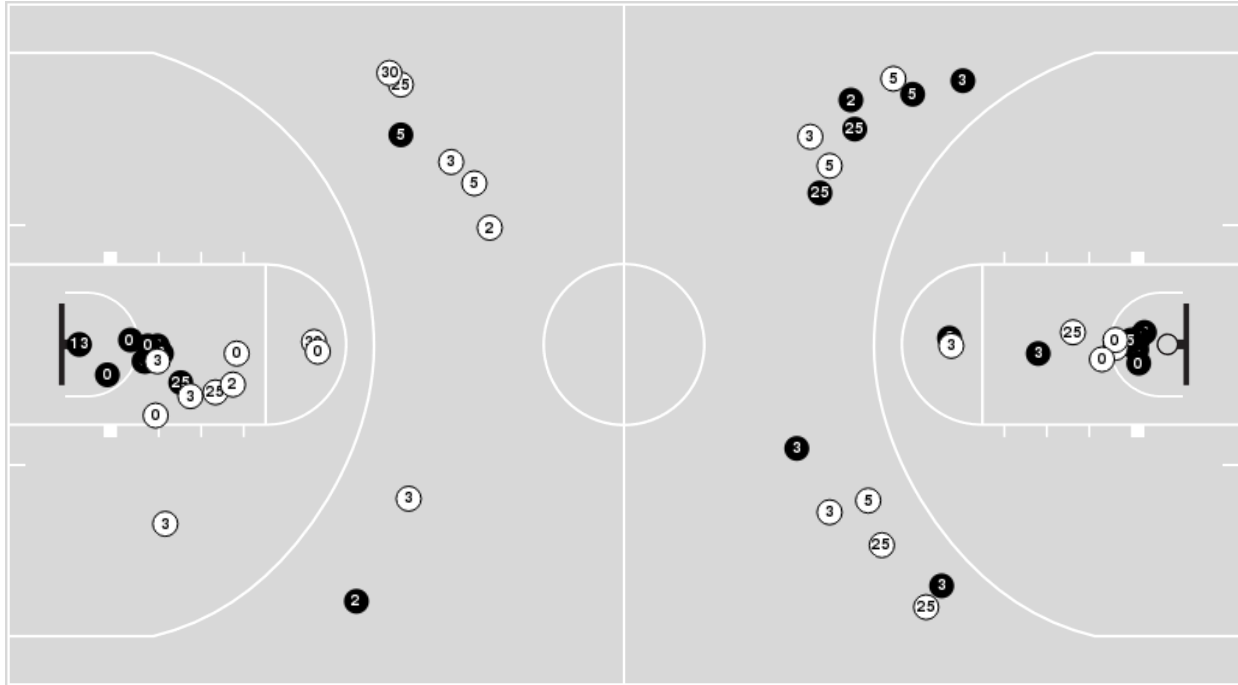
Vanderbilt

No	Name	Mins		Score		Points Diff		Points per Min		Assists		Rebounds		Steals		Turnovers	
		On	Off	On	Off	On	Off	On	Off	On	Off	On	Off	On	Off	On	Off
0	Tyrin Lawrence	37:10	02:50	57 - 68	5 - 7	-11	-2	1.53	1.76	8	0	30	1	6	0	7	0
2	Ven-Allen Lubin	28:58	11:02	50 - 52	12 - 23	-2	-11	1.73	1.09	7	1	27	4	5	1	5	2
3	Paul Lewis	14:36	25:24	17 - 30	45 - 45	-13	0	1.16	1.77	2	6	7	24	3	3	3	4
5	Ezra Manjon	32:42	07:18	53 - 63	9 - 12	-10	-3	1.62	1.23	8	0	28	3	5	1	6	1
10	Jordan Williams	10:26	29:34	12 - 21	50 - 54	-9	-4	1.15	1.69	1	7	4	27	2	4	2	5
12	Evan Taylor	26:02	13:58	38 - 49	24 - 26	-11	-2	1.46	1.72	5	3	21	10	3	3	5	2
13	Malik Presley	02:17	37:43	5 - 5	57 - 70	0	-13	2.19	1.51	0	8	0	31	0	6	0	7
21	Tasos Kamateros	13:10	26:50	21 - 24	41 - 51	-3	-10	1.59	1.53	2	6	8	23	2	4	2	5
23	Jason Rivera-Torres	28:22	11:38	49 - 51	13 - 24	-2	-11	1.73	1.12	7	1	27	4	4	2	4	3
24	JaQualon "JQ" Roberts	06:17	33:43	8 - 12	54 - 63	-4	-9	1.27	1.60	0	8	3	28	0	6	1	6

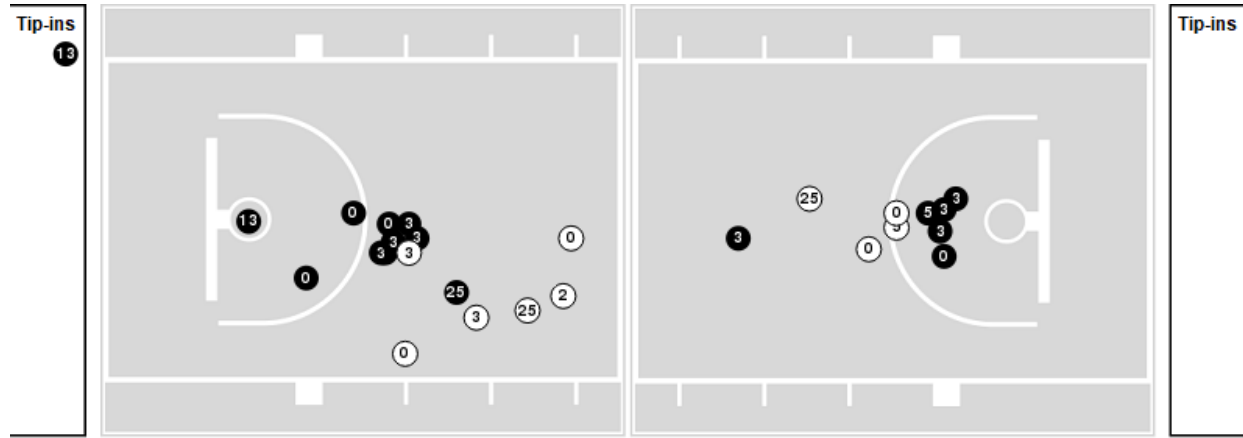


Players => AllFG Types=>AllResults=>All
Tennessee

All Field Goals



Blow Up Chart



N Made **O** Missed **N** - Player Number

Tennessee	M/A	%
Field Goals	26/53	49
2 Points	17/31	55
3 Points	9/22	41
Free Throws	14/22	64

Tennessee	M/A	%
Points in the Paint	32 (16 / 26)	62
Fast Break Points	8 (4/5)	80
Second Chance Points	22 (11/12)	92
Effective FG%	58	

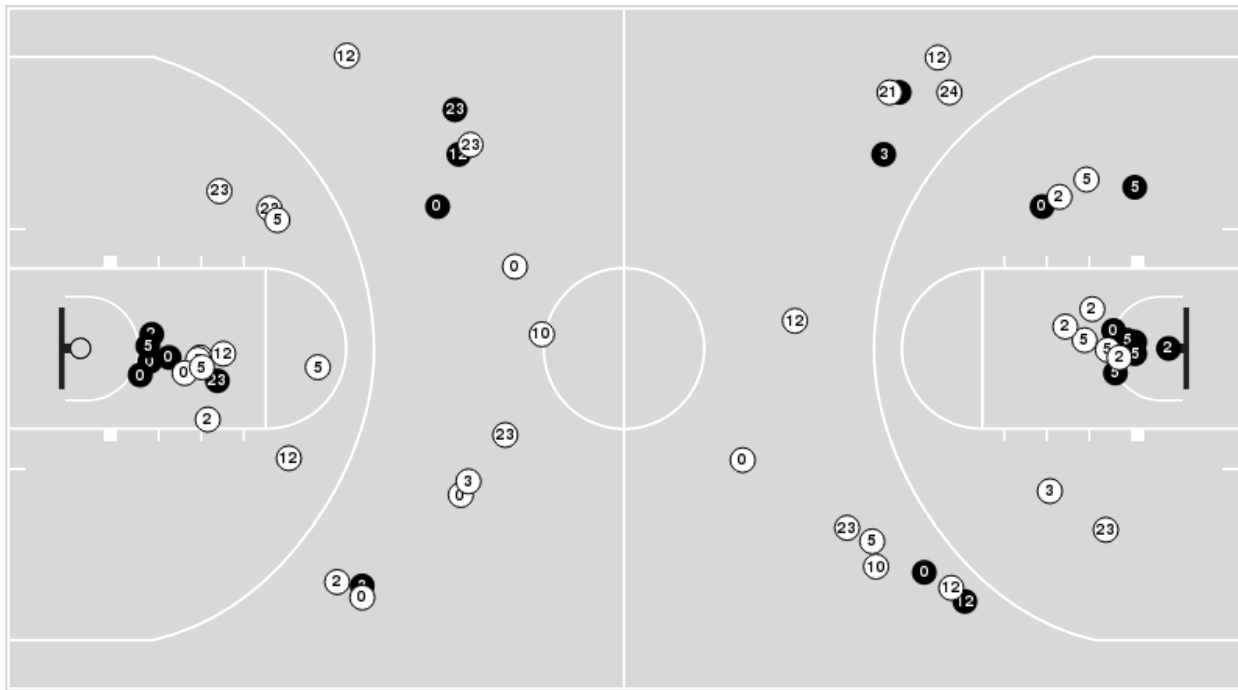


Officials: Don Daily, Steven Anderson, Rob Rorke

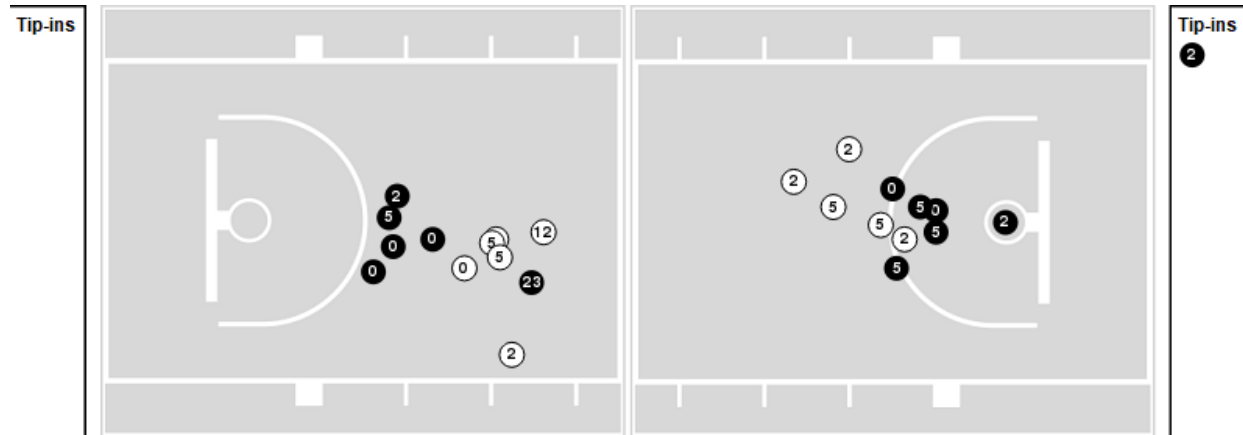
Players => 0, 1, 2, 3, 4, 5, 10, 12, 13, 15, 21, 22, 23, 24, 25, 34, 35 FG Types=>All Results=>All

Vanderbilt

All Field Goals



Blow Up Chart



● Made ○ Missed N - Player Number

Vanderbilt	M/A	%
Field Goals	22/60	37
2 Points	14/34	41
3 Points	8/26	31
Free Throws	10/13	77

Vanderbilt	M/A	%
Points in the Paint	24 (12 / 23)	52
Fast Break Points	9 (4/4)	100
Second Chance Points	6 (3/10)	30
Effective FG%	43	



Tennessee at Vanderbilt

01/27/24 Memorial Gymnasium, Nashville, Tenn.
Vanderbilt vs. No. 5 Tennessee

Game Time: 5:00 PM
Game Duration: 1:58
Attendance: 13,852

Officials: Don Daily, Steven Anderson, Rob Rorke

Tennessee

Lineup	Quarter On	Time On	Quarter Off	Time Off	Time on Court	Score	Score Diff	Reb	Stl	Tov	Ass	PPP
0- Aidoo J/ 3- Knecht D/ 5- Zeigler Z/ 25- Vescovi S/ 30- James J/	1	20:00	1	16:07	03:53	5-6	-1	3	0	0	1	0.8503
0- Aidoo J/ 2- Gainey J/ 3- Knecht D/ 5- Zeigler Z/ 15- Mashack J/	1	16:07	1	13:19	02:48	6-4	2	2	0	2	2	1.2000
2- Gainey J/ 5- Zeigler Z/ 11- Awaka T/ 15- Mashack J/ 25- Vescovi S/	1	13:19	1	13:10	00:09	0-0	0	0	0	0	0	0.0000
2- Gainey J/ 11- Awaka T/ 15- Mashack J/ 25- Vescovi S/ 30- James J/	1	13:10	1	11:55	01:15	0-2	-2	1	0	1	0	0.0000
2- Gainey J/ 3- Knecht D/ 11- Awaka T/ 25- Vescovi S/ 30- James J/	1	11:55	1	10:48	01:07	2-0	2	2	0	0	0	2.0000
2- Gainey J/ 3- Knecht D/ 13- Estrella J/ 25- Vescovi S/ 30- James J/	1	10:48	1	09:39	01:09	4-3	1	2	0	0	0	2.1277
3- Knecht D/ 5- Zeigler Z/ 13- Estrella J/ 25- Vescovi S/ 30- James J/	1	09:39	1	06:01	03:38	6-4	2	6	1	0	1	1.2000
0- Aidoo J/ 2- Gainey J/ 3- Knecht D/ 5- Zeigler Z/ 15- Mashack J/	1	06:01	1	04:39	01:22	0-7	-7	0	0	0	0	0.0000
0- Aidoo J/ 2- Gainey J/ 5- Zeigler Z/ 15- Mashack J/ 25- Vescovi S/	1	04:39	1	03:53	00:46	1-2	-1	0	0	1	0	0.6944
0- Aidoo J/ 1- Dillone V F/ 5- Zeigler Z/ 15- Mashack J/ 25- Vescovi S/	1	03:53	1	03:18	00:35	0-0	0	1	0	1	0	0.0000
0- Aidoo J/ 3- Knecht D/ 5- Zeigler Z/ 25- Vescovi S/ 30- James J/	1	03:18	1	00:14	03:03	6-7	-1	3	0	0	1	1.2295
0- Aidoo J/ 5- Zeigler Z/ 15- Mashack J/ 25- Vescovi S/ 30- James J/	1	00:14	2	20:00	00:14	0-0	0	1	0	0	0	0.0000
0- Aidoo J/ 3- Knecht D/ 5- Zeigler Z/ 25- Vescovi S/ 30- James J/	2	20:00	2	13:09	06:51	16-10	6	6	1	0	4	1.4870
0- Aidoo J/ 2- Gainey J/ 3- Knecht D/ 5- Zeigler Z/ 15- Mashack J/	2	13:09	2	11:23	01:46	5-3	2	1	0	0	1	2.0492
2- Gainey J/ 3- Knecht D/ 5- Zeigler Z/ 11- Awaka T/ 15- Mashack J/	2	11:23	2	10:07	01:16	1-0	1	1	0	1	0	0.6944
2- Gainey J/ 5- Zeigler Z/ 11- Awaka T/ 15- Mashack J/ 25- Vescovi S/	2	10:07	2	08:15	01:52	8-3	5	2	0	0	1	2.4096
0- Aidoo J/ 2- Gainey J/ 5- Zeigler Z/ 15- Mashack J/ 25- Vescovi S/	2	08:15	2	07:07	01:08	3-2	1	1	0	1	0	1.2931
0- Aidoo J/ 3- Knecht D/ 5- Zeigler Z/ 25- Vescovi S/ 30- James J/	2	07:07	2	00:00	07:07	12-9	3	6	1	0	3	1.3514



Tennessee at Vanderbilt

01/27/24 Memorial Gymnasium, Nashville, Tenn.
Vanderbilt vs. No. 5 Tennessee

Game Time: 5:00 PM
Game Duration: 1:58
Attendance: 13,852

Officials: Don Daily, Steven Anderson, Rob Rorke

Vanderbilt

Lineup	Quarter On	Time On	Quarter Off	Time Off	Time on Court	Score	Score Diff	Reb	Stl	Tov	Ass	PPP
0- Lawrence T/ 2- Lubin V/ 5- Manjon E/ 12- Taylor E/ 23- Rivera-Torres J/	1	20:00	1	13:19	06:41	10-11	-1	4	2	1	0	0.9091
0- Lawrence T/ 2- Lubin V/ 3- Lewis P/ 10- Williams J/ 12- Taylor E/	1	13:19	1	12:19	01:00	0-0	0	0	1	0	0	0.0000
2- Lubin V/ 10- Williams J/ 12- Taylor E/ 13- Presley M/ 23- Rivera-Torres J/	1	12:19	1	12:18	00:01	1-0	1	0	0	0	0	2.2727
2- Lubin V/ 10- Williams J/ 13- Presley M/ 23- Rivera-Torres J/ 24- Roberts J/	1	12:18	1	12:18	00:00	1-0	1	0	0	0	0	2.2727
2- Lubin V/ 3- Lewis P/ 10- Williams J/ 23- Rivera-Torres J/ 24- Roberts J/	1	12:18	1	11:55	00:23	0-0	0	1	0	0	0	0.0000
3- Lewis P/ 10- Williams J/ 13- Presley M/ 21- Kamateros T/ 24- Roberts J/	1	11:55	1	09:39	02:16	3-5	-2	0	0	0	0	1.0000
0- Lawrence T/ 3- Lewis P/ 10- Williams J/ 21- Kamateros T/ 24- Roberts J/	1	09:39	1	06:01	03:38	4-7	-3	2	0	1	0	0.6667
0- Lawrence T/ 2- Lubin V/ 5- Manjon E/ 21- Kamateros T/ 23- Rivera-Torres J/	1	06:01	1	03:53	02:08	9-1	8	4	1	0	1	2.6163
0- Lawrence T/ 2- Lubin V/ 5- Manjon E/ 12- Taylor E/ 23- Rivera-Torres J/	1	03:53	2	13:09	10:44	17-22	-5	10	0	2	3	0.9403
0- Lawrence T/ 2- Lubin V/ 3- Lewis P/ 5- Manjon E/ 12- Taylor E/	2	13:09	2	11:23	01:46	3-5	-2	1	0	1	0	0.8721
0- Lawrence T/ 3- Lewis P/ 5- Manjon E/ 10- Williams J/ 21- Kamateros T/	2	11:23	2	08:25	02:58	3-7	-4	1	1	1	1	1.0000
3- Lewis P/ 5- Manjon E/ 10- Williams J/ 21- Kamateros T/ 23- Rivera-Torres J/	2	08:25	2	08:15	00:10	0-2	-2	0	0	0	0	0.0000
0- Lawrence T/ 2- Lubin V/ 3- Lewis P/ 5- Manjon E/ 23- Rivera-Torres J/	2	08:15	2	05:50	02:25	4-4	0	2	1	0	1	1.0309
0- Lawrence T/ 2- Lubin V/ 5- Manjon E/ 12- Taylor E/ 23- Rivera-Torres J/	2	05:50	2	02:00	03:50	5-9	-4	5	0	1	2	0.8333
0- Lawrence T/ 5- Manjon E/ 12- Taylor E/ 21- Kamateros T/ 23- Rivera-Torres J/	2	02:00	2	00:00	02:00	2-2	0	1	0	0	0	1.0000



Officials: Don Daily, Steven Anderson, Rob Rorke

Tennessee

Lineup	Time	Score	Score Diff	Pts/Min	Reb	Stl	Tov	Ass	PPP
0- Aidoo J/ 3- Knecht D/ 5- Zeigler Z/ 25- Vescovi S/ 30- James J/	20:54	39-32	7	1.8651	18	2	0	9	1.2829
0- Aidoo J/ 2- Gainey J/ 3- Knecht D/ 5- Zeigler Z/ 15- Mashack J/	05:56	11-14	-3	1.8539	3	0	2	3	1.1134
3- Knecht D/ 5- Zeigler Z/ 13- Estrella J/ 25- Vescovi S/ 30- James J/	03:38	6-4	2	1.6514	6	1	0	1	1.2000
2- Gainey J/ 5- Zeigler Z/ 11- Awaka T/ 15- Mashack J/ 25- Vescovi S/	02:01	8-3	5	3.9669	2	0	0	1	2.4096
0- Aidoo J/ 2- Gainey J/ 5- Zeigler Z/ 15- Mashack J/ 25- Vescovi S/	01:54	4-4	0	2.1053	1	0	2	0	1.0638
2- Gainey J/ 3- Knecht D/ 5- Zeigler Z/ 11- Awaka T/ 15- Mashack J/	01:16	1-0	1	0.7895	1	0	1	0	0.6944
2- Gainey J/ 11- Awaka T/ 15- Mashack J/ 25- Vescovi S/ 30- James J/	01:15	0-2	-2	0.0000	1	0	1	0	0.0000
2- Gainey J/ 3- Knecht D/ 13- Estrella J/ 25- Vescovi S/ 30- James J/	01:09	4-3	1	3.4783	2	0	0	0	2.1277
2- Gainey J/ 3- Knecht D/ 11- Awaka T/ 25- Vescovi S/ 30- James J/	01:07	2-0	2	1.7910	2	0	0	0	2.0000
0- Aidoo J/ 1- Dillione V F/ 5- Zeigler Z/ 15- Mashack J/ 25- Vescovi S/	00:35	0-0	0	0.0000	1	0	1	0	0.0000
0- Aidoo J/ 5- Zeigler Z/ 15- Mashack J/ 25- Vescovi S/ 30- James J/	00:14	0-0	0	0.0000	1	0	0	0	0.0000



Officials: Don Daily, Steven Anderson, Rob Rorke

Vanderbilt

Lineup	Time	Score	Score Diff	Pts/Min	Reb	Stl	Tov	Ass	PPP
0- Lawrence T/ 2- Lubin V/ 5- Manjon E/ 12- Taylor E/ 23- Rivera-Torres J/	21:15	32-42	-10	1.5059	19	2	4	5	0.9122
0- Lawrence T/ 3- Lewis P/ 10- Williams J/ 21- Kamateros T/ 24- Roberts J/	03:38	4-7	-3	1.1009	2	0	1	0	0.6667
0- Lawrence T/ 3- Lewis P/ 5- Manjon E/ 10- Williams J/ 21- Kamateros T/	02:58	3-7	-4	1.0112	1	1	1	1	1.0000
0- Lawrence T/ 2- Lubin V/ 3- Lewis P/ 5- Manjon E/ 23- Rivera-Torres J/	02:25	4-4	0	1.6552	2	1	0	1	1.0309
3- Lewis P/ 10- Williams J/ 13- Presley M/ 21- Kamateros T/ 24- Roberts J/	02:16	3-5	-2	1.3235	0	0	0	0	1.0000
0- Lawrence T/ 2- Lubin V/ 5- Manjon E/ 21- Kamateros T/ 23- Rivera-Torres J/	02:08	9-1	8	4.2188	4	1	0	1	2.6163
0- Lawrence T/ 5- Manjon E/ 12- Taylor E/ 21- Kamateros T/ 23- Rivera-Torres J/	02:00	2-2	0	1.0000	1	0	0	0	1.0000
0- Lawrence T/ 2- Lubin V/ 3- Lewis P/ 5- Manjon E/ 12- Taylor E/	01:46	3-5	-2	1.6981	1	0	1	0	0.8721
0- Lawrence T/ 2- Lubin V/ 3- Lewis P/ 10- Williams J/ 12- Taylor E/	01:00	0-0	0	0.0000	0	1	0	0	0.0000
2- Lubin V/ 3- Lewis P/ 10- Williams J/ 23- Rivera-Torres J/ 24- Roberts J/	00:23	0-0	0	0.0000	1	0	0	0	0.0000
3- Lewis P/ 5- Manjon E/ 10- Williams J/ 21- Kamateros T/ 23- Rivera-Torres J/	00:10	0-2	-2	0.0000	0	0	0	0	0.0000
2- Lubin V/ 10- Williams J/ 12- Taylor E/ 13- Presley M/ 23- Rivera-Torres J/	00:01	1-0	1	60.0000	0	0	0	0	2.2727
2- Lubin V/ 10- Williams J/ 13- Presley M/ 23- Rivera-Torres J/ 24- Roberts J/	00:00	1-0	1	∞	0	0	0	0	2.2727