



Florida at Vanderbilt

01/07/24 Memorial Gymnasium, Nashville
2023-24 Women's Basketball

Game Time: 1:00 PM
Game Duration: 2:10
Attendance: 4,737

Officials: Roy Gulbeyan, Felicia Grinter, Brian Garland

Florida - 57

Record: 9-5 (0-2)

NO.	Name	Min	FG			3P			FT			Rebounds			Fouls		TP	AS	TO	ST	Blocks		+/-
			M-A	M-A	M-A	OR	DR	TOT	PF	FD	BS	BA											
25	Faith Dut	F 19:44	2-4	0-0	2-3	1	1	2	5	2	6	1	3	1	1	1	1	1	1	1	1	-2	
24	Ra Shaya Kyle	C 14:44	1-3	0-0	0-0	0	5	5	1	0	2	0	2	0	2	0	1	1	1	1	1		
2	Aliyah Matharu	G 21:22	5-17	1-6	2-2	3	2	5	5	6	13	0	3	3	0	2	1	0	0	2	1		
4	Zipporah Broughton	G 26:13	2-6	0-2	0-0	1	0	1	1	0	4	4	2	1	0	0	0	0	0	0	-4		
13	Laila Reynolds	G 21:10	0-1	0-0	0-0	1	4	5	1	1	0	0	2	0	0	0	0	0	0	0	-10		
5	Alberte Rimdal	10:25	0-1	0-1	0-0	0	0	0	0	1	0	1	3	0	0	0	0	0	0	0	-8		
23	Leilani Correa	37:59	8-18	2-5	4-5	0	3	3	4	3	22	2	5	5	1	1	1	1	1	1	-6		
20	Jeriah Warren	29:44	2-4	0-1	0-0	1	4	5	2	1	4	0	3	5	0	0	0	0	0	0	-3		
21	Eriny Kindred	15:48	3-4	0-0	0-0	2	1	3	4	0	6	0	0	2	1	0	2	1	0	2			
6	Kenza Salgues	02:51	0-1	0-1	0-0	0	1	1	0	0	0	0	0	0	0	0	0	0	0	0	-1		
Team								0	4	4			0			1							
Totals			23-59	3-16	8-10	9	25	34	23	14	57	8	24	17	4	5	-6						

Technical Fouls::NONE

Shooting By Period		
1st FG%	8-16	50.0%
3PT%	2-5	40.0%
FT%	1-1	100%
2nd FG%	3-10	30.0%
3PT%	0-3	0.0%
FT%	1-2	50%
3rd FG%	7-17	41.2%
3PT%	1-5	20.0%
FT%	4-5	80%
4th FG%	5-16	31.3%
3PT%	0-3	0.0%
FT%	2-2	100%
GM FG%	23-59	39.0%
3PT%	3-16	18.8%
FT%	8-10	80.0%

Dead Ball Rebounds: 1, 0

Vanderbilt - 63

Record: 15-1 (2-0)

NO.	Name	Min	FG			3P			FT			Rebounds			Fouls		TP	AS	TO	ST	Blocks		+/-
			M-A	M-A	M-A	OR	DR	TOT	PF	FD	BS	BA											
35	Sacha Washington	F 22:15	2-8	0-0	4-6	3	4	7	5	4	8	1	3	1	1	1	1	1	1	1	1	2	
3	Jordyn Cambridge	G 39:22	8-15	2-4	6-8	0	8	8	1	6	24	3	7	3	0	1	6						
11	Jordyn Oliver	G 31:14	1-1	0-0	3-4	2	3	5	1	3	5	1	3	3	0	0	7						
13	Justine Pissott	G 28:56	1-6	0-3	0-0	0	5	5	2	0	2	1	2	1	1	0	12						
23	Iyana Moore	G 40:00	6-12	2-5	6-6	0	3	3	2	6	20	0	4	3	0	0	6						
12	Khamil Pierre	26:31	0-8	0-0	4-6	1	4	5	3	4	4	2	4	3	0	2	3						
24	Aga Makurat	10:26	0-1	0-1	0-0	0	1	1	0	0	0	0	2	1	3	0	-6						
5	Ryanne Allen	00:38	0-0	0-0	0-0	0	0	0	0	0	0	0	0	0	0	0	0						
21	Bella LaChance	00:38	0-0	0-0	0-0	0	0	0	0	0	0	0	0	0	0	0	0						
Team								5	0	5			0			0							
Totals			18-51	4-13	23-30	11	28	39	14	23	63	8	25	15	5	4	6						

Technical Fouls::NONE

Shooting By Period		
1st FG%	3-12	25.0%
3PT%	1-3	33.3%
FT%	4-4	100%
2nd FG%	6-15	40.0%
3PT%	1-4	25.0%
FT%	2-2	100%
3rd FG%	3-14	21.4%
3PT%	0-2	0.0%
FT%	10-14	71.4%
4th FG%	6-10	60.0%
3PT%	2-4	50.0%
FT%	7-10	70%
GM FG%	18-51	35.3%
3PT%	4-13	30.8%
FT%	23-30	76.7%

Dead Ball Rebounds: 4, 0

	FLA	VANDY
Biggest lead	8 (1 st 0:03)	6 (3 rd 4:17)
Best Scoring Run	9 (1 st 0:03)	7 (2 nd 4:15)
Lead Changes	13	
Times Tied	10	
Time with Lead	17:17	10:41

	FLA	VANDY
Points from		
Turnovers	21	17
Paint	38	20
Second Chance	11	8
Fast Breaks	19	14
Bench	32	4

Period by Period Scoring					
	1st	2nd	3rd	4th	TOT
FLA	19	7	19	12	57
VANDY	11	15	16	21	63



Florida at Vanderbilt

01/07/24 Memorial Gymnasium, Nashville
2023-24 Women's Basketball

Game Time: 1:00 PM
Game Duration: 2:10
Attendance: 4,737

Officials: Roy Gulbeyan, Felicia Grinter, Brian Garland

Period 1

Quarter Starters:

VANDY	3 Cambridge J	11 Oliver J	13 Pissott J	23 Moore I	35 Washington S
FLA	2 Matharu A	4 Broughton Z	13 Reynolds L	24 Kyle R	25 Dut F

Game Time	VANDY	Score	Diff	FLA
10:00	35 WASHINGTON S jumpball won			25 DUT F jumpball lost
09:44	35 WASHINGTON S 2pt FG in the paint, layup blocked			
09:44				24 KYLE R block (1)
09:44	offensive rebound (1)			
09:30	35 WASHINGTON S turnover travel (1)			
09:10	13 PISSOTT J foul personal (1 - 1)			2 MATHARU A foul drawn (1)
08:56		0-2	-2	24 KYLE R 2pt FG from turnover in the paint, layup made (2)
08:56				25 DUT F assist (1)
08:50	11 OLIVER J turnover bad pass (1)			4 BROUGHTON Z steal (1)
08:45				2 MATHARU A 3pt FG from turnover, jump shot missed
08:41				13 REYNOLDS L offensive rebound (1)
08:32				4 BROUGHTON Z 3pt FG from turnover second chance, jump shot missed
08:29	35 WASHINGTON S defensive rebound (1)			
08:21	35 WASHINGTON S foul drawn (1)			2 MATHARU A foul shooting (1 - 1)
08:21	35 WASHINGTON S free throw 1 - 2 made (1)	1-2	-1	
08:21	35 WASHINGTON S free throw 2 - 2 made (2)	2-2	0	
08:02	23 MOORE I steal (1)			13 REYNOLDS L turnover bad pass (1)
07:59	23 MOORE I foul drawn (1)			2 MATHARU A foul personal (2 - 2)
07:59				2 MATHARU A substitution out
07:59				13 REYNOLDS L substitution out
07:59				5 RIMDAL A substitution in
07:59				23 CORREA L substitution in
07:49	3 CAMBRIDGE J 2pt FG from turnover outside the paint, jump shot made (2)	4-2	2	
07:35				24 KYLE R 2pt FG in the paint, layup missed
07:31	13 PISSOTT J defensive rebound (1)			
07:31	13 PISSOTT J turnover bad pass (1)			23 CORREA L steal (1)
07:26		4-4	0	23 CORREA L 2pt FG fast break from turnover in the paint, driving layup made (2)
07:09	23 MOORE I 2pt FG in the paint, layup missed			
07:06				24 KYLE R defensive rebound (1)
07:02		4-6	-2	25 DUT F 2pt FG fast break in the paint, layup made (2)
07:02				4 BROUGHTON Z assist (1)
07:02	11 OLIVER J foul shooting (1 - 2)			25 DUT F foul drawn (1)
07:02		4-7	-3	25 DUT F free throw fast break 1 - 1 made (3)
06:37	11 OLIVER J turnover bad pass (2)			23 CORREA L steal (2)
06:33				23 CORREA L 2pt FG from turnover in the paint, driving layup missed
06:30	3 CAMBRIDGE J defensive rebound (1)			
06:11	3 CAMBRIDGE J 3pt FG , jump shot made (5)	7-7	0	
06:11	11 OLIVER J assist (1)			
05:55	35 WASHINGTON S steal (1)			24 KYLE R turnover lost ball (1)
05:47	3 CAMBRIDGE J turnover bad pass (1)			



Florida at Vanderbilt

01/07/24 Memorial Gymnasium, Nashville
2023-24 Women's Basketball

Game Time: 1:00 PM
Game Duration: 2:10
Attendance: 4,737

Officials: Roy Gulbeyan, Felicia Grinter, Brian Garland

Game Time	VANDY	Score	Diff	FLA
05:47	11 OLIVER J substitution out			
05:47	12 PIERRE K substitution in			
05:47				4 BROUGHTON Z substitution out
05:47				25 DUT F substitution out
05:47				20 WARREN J substitution in
05:47				21 KINDRED E substitution in
05:38				5 RIMDAL A turnover travel (1)
05:16	35 WASHINGTON S 2pt FG from turnover in the paint, hook shot missed			
05:12				20 WARREN J defensive rebound (1)
05:06	13 PISSOTT J steal (1)			5 RIMDAL A turnover bad pass (2)
05:02	3 CAMBRIDGE J 2pt FG fast break from turnover in the paint, driving layup made (7)	9-7	2	
04:49		9-10	-1	23 CORREA L 3pt FG , jump shot made (5)
04:49				5 RIMDAL A assist (1)
04:28	12 PIERRE K foul drawn (1)			21 KINDRED E foul shooting (1 - 3)
04:28	Timeout media			
04:28	13 PISSOTT J substitution out			
04:28	24 MAKURAT A substitution in			
04:28				5 RIMDAL A substitution out
04:28				21 KINDRED E substitution out
04:28				24 KYLE R substitution out
04:28				4 BROUGHTON Z substitution in
04:28				13 REYNOLDS L substitution in
04:28				25 DUT F substitution in
04:28	12 PIERRE K free throw 1 - 2 made (1)	10-10	0	
04:28	12 PIERRE K free throw 2 - 2 made (2)	11-10	1	
04:04				13 REYNOLDS L 2pt FG outside the paint, jump shot missed
03:59				25 DUT F offensive rebound (1)
03:59		11-12	-1	25 DUT F 2pt FG second chance in the paint, layup made (5)
03:30	12 PIERRE K 2pt FG in the paint, layup missed			
03:30				13 REYNOLDS L defensive rebound (2)
03:19	35 WASHINGTON S foul personal (1 - 3)			13 REYNOLDS L foul drawn (1)
03:18	24 MAKURAT A steal (1)			25 DUT F turnover bad pass (1)
03:14	3 CAMBRIDGE J turnover bad pass (2)			25 DUT F steal (1)
02:59	35 WASHINGTON S foul drawn (2)			25 DUT F foul offensive (1 - 4)
02:59				25 DUT F turnover offensive (2)
02:43	23 MOORE I 2pt FG from turnover outside the paint, jump shot missed			
02:43				defensive rebound (6)
02:33				23 CORREA L 3pt FG , jump shot missed
02:27	3 CAMBRIDGE J defensive rebound (2)			
02:22	12 PIERRE K 2pt FG in the paint, layup blocked			
02:22				23 CORREA L block (1)
02:20	offensive rebound (6)			
02:20				13 REYNOLDS L substitution out
02:20				24 KYLE R substitution in
02:12	23 MOORE I 3pt FG second chance, jump shot missed			
02:12				defensive rebound (7)
01:59	jump ball situation			



Official Basketball Play by Play - 1st Period

Florida at Vanderbilt

01/07/24 Memorial Gymnasium, Nashville
2023-24 Women's Basketball

Game Time: 1:00 PM
Game Duration: 2:10
Attendance: 4,737

Officials: Roy Gulbeyan, Felicia Grinter, Brian Garland

Game Time	VANDY	Score	Diff	FLA
01:47		11-14	-3	4 BROUGHTON Z 2pt FG outside the paint, jump shot made (2)
01:31	12 PIERRE K 2pt FG in the paint, layup missed			
01:27				24 KYLE R defensive rebound (2)
01:23				25 DUT F 2pt FG in the paint, layup blocked
01:23	24 MAKURAT A block (1)			
01:23	12 PIERRE K defensive rebound (1)			
01:09	23 MOORE I turnover bad pass (1)			
01:09				25 DUT F substitution out
01:09				21 KINDRED E substitution in
00:57	12 PIERRE K steal (1)			20 WARREN J turnover bad pass (1)
00:51	3 CAMBRIDGE J 3pt FG from turnover, jump shot missed			
00:48				24 KYLE R defensive rebound (3)
00:34				23 CORREA L 2pt FG in the paint, layup missed
00:30	24 MAKURAT A defensive rebound (1)			
00:30	24 MAKURAT A turnover bad pass (1)			20 WARREN J steal (1)
00:25		11-16	-5	20 WARREN J 2pt FG fast break from turnover in the paint, layup made (2)
00:09	12 PIERRE K turnover lost ball (1)			21 KINDRED E steal (1)
00:03		11-19	-8	23 CORREA L 3pt FG from turnover, jump shot made (8)
00:03				4 BROUGHTON Z assist (2)
END OF PERIOD				
VANDY 11-19 FLA				



Florida at Vanderbilt

01/07/24 Memorial Gymnasium, Nashville
2023-24 Women's Basketball

Game Time: 1:00 PM
Game Duration: 2:10
Attendance: 4,737

Officials: Roy Gulbeyan, Felicia Grinter, Brian Garland

Florida - 19

NO.	Name	Min	FG			Rebounds			Fouls		TP	AS	TO	ST	Blocks		+/-
			M-A	3P	FT	OR	DR	TOT	PF	FD					BS	BA	
25	Faith Dut	F 07:32	2-3	0-0	1-1	1	0	1	1	1	5	1	2	1	0	1	2
24	Ra Shaya Kyle	C 07:52	1-2	0-0	0-0	0	3	3	0	0	2	0	1	0	1	0	8
2	Aliyah Matharu	G 02:01	0-1	0-1	0-0	0	0	0	2	1	0	0	0	0	0	0	0
4	Zipporah Broughton	G 08:41	1-2	0-1	0-0	0	0	0	0	0	2	2	0	1	0	0	7
13	Laila Reynolds	G 04:09	0-1	0-0	0-0	1	1	2	0	1	0	0	1	0	0	0	0
5	Alberte Rimdal	03:31	0-0	0-0	0-0	0	0	0	0	0	0	1	2	0	0	0	1
23	Leilani Correa	07:59	3-6	2-3	0-0	0	0	0	0	0	8	0	0	2	1	0	8
20	Jeriah Warren	05:47	1-1	0-0	0-0	0	1	1	0	0	2	0	1	1	0	0	8
21	Eriny Kindred	02:28	0-0	0-0	0-0	0	0	0	1	0	0	0	0	1	0	0	6
Team						0	2	2			0		0				
Totals			8-16	2-5	1-1	2	7	9	4	3	19	4	7	6	2	1	8

Shooting By Period		
1st FG%	8-16	50.0%
3PT%	2-5	40.0%
FT%	1-1	100%
GM FG%	8-16	50.0%
3PT%	2-5	40.0%
FT%	1-1	100.0%

Dead Ball Rebounds: 0, 0

Technical Fouls::NONE

Vanderbilt - 11

NO.	Name	Min	FG			Rebounds			Fouls		TP	AS	TO	ST	Blocks		+/-
			M-A	3P	FT	OR	DR	TOT	PF	FD					BS	BA	
35	Sacha Washington	F 10:00	0-2	0-0	2-2	0	1	1	1	2	2	0	1	1	0	1	-8
3	Jordyn Cambridge	G 10:00	3-4	1-2	0-0	0	2	2	0	0	7	0	2	0	0	0	-8
11	Jordyn Oliver	G 04:13	0-0	0-0	0-0	0	0	0	1	0	0	1	2	0	0	0	0
13	Justine Pissott	G 05:32	0-0	0-0	0-0	0	1	1	1	0	0	0	1	1	0	0	-1
23	Iyana Moore	G 10:00	0-3	0-1	0-0	0	0	0	0	1	0	0	1	1	0	0	-8
12	Khamil Pierre	05:47	0-3	0-0	2-2	0	1	1	0	1	2	0	1	1	0	1	-8
24	Aga Makurat	04:28	0-0	0-0	0-0	0	1	1	0	0	0	0	1	1	1	0	-7
Team						2	0	2			0		0				
Totals			3-12	1-3	4-4	2	6	8	3	4	11	1	9	5	1	2	-8

Shooting By Period		
1st FG%	3-12	25.0%
3PT%	1-3	33.3%
FT%	4-4	100%
GM FG%	3-12	25.0%
3PT%	1-3	33.3%
FT%	4-4	100.0%

Dead Ball Rebounds: 0, 0

Technical Fouls::NONE

	FLA	VANDY
Biggest lead	8 (1 st 0:03)	2 (1 st 7:49)
Best Scoring Run	9 (1 st 0:03)	5 (1 st 5:02)
Lead Changes	6	
Times Tied	4	
Time with Lead	05:46	01:05

Points from	FLA	VANDY
Turnovers	9	4
Paint	10	2
Second Chance	2	0
Fast Breaks	7	2
Bench	10	2

	Period by Period Scoring				
	1st	2nd	3rd	4th	TOT
FLA	19	7	19	12	57
VANDY	11	15	16	21	63



Florida at Vanderbilt

01/07/24 Memorial Gymnasium, Nashville
2023-24 Women's Basketball

Game Time: 1:00 PM
Game Duration: 2:10
Attendance: 4,737

Officials: Roy Gulbeyan, Felicia Grinter, Brian Garland

Period 2

Quarter Starters:

VANDY	3 Cambridge J	11 Oliver J	13 Pissott J	23 Moore I	35 Washington S
FLA	5 Rimdal A	13 Reynolds L	20 Warren J	23 Correa L	24 Kyle R

Game Time	VANDY	Score	Diff	FLA
10:00	12 PIERRE K substitution out			
10:00	24 MAKURAT A substitution out			
10:00	11 OLIVER J substitution in			
10:00	13 PISSOTT J substitution in			
10:00				4 BROUGHTON Z substitution out
10:00				21 KINDRED E substitution out
10:00				5 RIMDAL A substitution in
10:00				13 REYNOLDS L substitution in
09:44	23 MOORE I 2pt FG outside the paint, jump shot missed			
09:43	offensive rebound (9)			
09:40	35 WASHINGTON S turnover lost ball (2)			20 WARREN J steal (2)
09:32				23 CORREA L 2pt FG from turnover in the paint, jump shot blocked
09:32	13 PISSOTT J block (1)			
09:23	35 WASHINGTON S defensive rebound (2)			
09:03	35 WASHINGTON S 2pt FG in the paint, layup missed			
09:00				24 KYLE R defensive rebound (4)
08:49				23 CORREA L turnover travel (1)
08:49				5 RIMDAL A substitution out
08:49				4 BROUGHTON Z substitution in
08:28	13 PISSOTT J 3pt FG from turnover, jump shot missed			
08:25				13 REYNOLDS L defensive rebound (3)
08:06				23 CORREA L 3pt FG , jump shot missed
08:01	35 WASHINGTON S defensive rebound (3)			
07:51	3 CAMBRIDGE J 2pt FG in the paint, driving layup made (9)	13-19	-6	
07:36				20 WARREN J turnover travel (2)
07:36				20 WARREN J substitution out
07:36				25 DUT F substitution in
07:19	3 CAMBRIDGE J turnover bad pass (3)			23 CORREA L steal (3)
07:14		13-21	-8	23 CORREA L 2pt FG fast break from turnover in the paint, driving layup made (10)
07:02	13 PISSOTT J 2pt FG outside the paint, jump shot missed			
07:00	35 WASHINGTON S offensive rebound (4)			
07:00	35 WASHINGTON S foul drawn (3)			24 KYLE R foul shooting (1 - 1)
07:00	35 WASHINGTON S free throw 1 - 2 made (3)	14-21	-7	
07:00	35 WASHINGTON S free throw 2 - 2 made (4)	15-21	-6	
06:53		15-23	-8	23 CORREA L 2pt FG fast break in the paint, driving layup made (12)
06:53				4 BROUGHTON Z assist (3)
06:53	Timeout 30 Sec			
06:53	Timeout media			
06:53	11 OLIVER J substitution out			
06:53	13 PISSOTT J substitution out			
06:53	12 PIERRE K substitution in			



Florida at Vanderbilt

01/07/24 Memorial Gymnasium, Nashville
2023-24 Women's Basketball

Game Time: 1:00 PM
Game Duration: 2:10
Attendance: 4,737

Officials: Roy Gulbeyan, Felicia Grinter, Brian Garland

Game Time	VANDY	Score	Diff	FLA
06:53	24 MAKURAT A substitution in			
06:39	12 PIERRE K 2pt FG in the paint, layup missed			
06:36				13 REYNOLDS L defensive rebound (4)
06:22				24 KYLE R 2pt FG in the paint, layup blocked
06:22	24 MAKURAT A block (2)			
06:17	3 CAMBRIDGE J defensive rebound (3)			
05:52	23 MOORE I 3pt FG , jump shot made (3)	18-23	-5	
05:26				24 KYLE R turnover bad pass (2)
05:08	3 CAMBRIDGE J 2pt FG from turnover in the paint, driving layup made (11)	20-23	-3	
05:08	35 WASHINGTON S assist (1)			
04:50				4 BROUGHTON Z 2pt FG in the paint, layup missed
04:47	35 WASHINGTON S defensive rebound (5)			
04:40	24 MAKURAT A 3pt FG , jump shot missed			
04:36				24 KYLE R defensive rebound (5)
04:33				23 CORREA L 2pt FG outside the paint, jump shot missed
04:32	3 CAMBRIDGE J defensive rebound (4)			
04:32	3 CAMBRIDGE J foul drawn (1)			25 DUT F foul personal (2 - 2)
04:32				24 KYLE R substitution out
04:32				20 WARREN J substitution in
04:15	3 CAMBRIDGE J 2pt FG outside the paint, jump shot made (13)	22-23	-1	
04:15	12 PIERRE K assist (1)			
03:54	35 WASHINGTON S foul shooting (2 - 1)			25 DUT F foul drawn (2)
03:54	35 WASHINGTON S substitution out			
03:54	11 OLIVER J substitution in			
03:54		22-24	-2	25 DUT F free throw 1 - 2 made (6)
03:54				25 DUT F free throw 2 - 2 missed
03:50	12 PIERRE K defensive rebound (2)			
03:50				4 BROUGHTON Z substitution out
03:50				25 DUT F substitution out
03:50				5 RIMDAL A substitution in
03:50				24 KYLE R substitution in
03:30	24 MAKURAT A turnover bad pass (2)			
03:06	12 PIERRE K steal (2)			23 CORREA L turnover bad pass (2)
02:59	3 CAMBRIDGE J 2pt FG from turnover in the paint, layup missed			
02:55	11 OLIVER J offensive rebound (1)			
02:55	11 OLIVER J 2pt FG from turnover second chance in the paint, layup made (2)	24-24	0	
02:55				Timeout 30 Sec
02:55	24 MAKURAT A substitution out			
02:55	13 PISSOTT J substitution in			
02:55				5 RIMDAL A substitution out
02:55				2 MATHARU A substitution in
02:43	12 PIERRE K foul drawn (2)			13 REYNOLDS L foul offensive (1 - 3)
02:43				13 REYNOLDS L turnover offensive (2)
02:26	12 PIERRE K 2pt FG from turnover in the paint, jump shot missed			
02:26				20 WARREN J defensive rebound (2)
02:26				24 KYLE R substitution out
02:26				25 DUT F substitution in



Official Basketball Play by Play - 2nd Period

Florida at Vanderbilt

01/07/24 Memorial Gymnasium, Nashville
2023-24 Women's Basketball

Game Time: 1:00 PM
Game Duration: 2:10
Attendance: 4,737

Officials: Roy Gulbeyan, Felicia Grinter, Brian Garland

Game Time	VANDY	Score	Diff	FLA
02:09				20 WARREN J 3pt FG , jump shot missed
02:06	11 OLIVER J defensive rebound (2)			
01:54	23 MOORE I turnover bad pass (2)			20 WARREN J steal (3)
01:46				23 CORREA L 3pt FG from turnover, jump shot missed
01:43	23 MOORE I defensive rebound (1)			
01:31	3 CAMBRIDGE J turnover bad pass (4)			20 WARREN J steal (4)
01:28		24-26	-2	20 WARREN J 2pt FG fast break from turnover in the paint, driving layup made (4)
00:57	13 PISSOTT J 2pt FG outside the paint, floating jump shot made (2)	26-26	0	
00:30	3 CAMBRIDGE J steal (1)			25 DUT F turnover bad pass (3)
00:02	13 PISSOTT J 3pt FG from turnover, jump shot missed			
00:00				25 DUT F defensive rebound (2)
END OF PERIOD				
VANDY 26-26 FLA				



Florida at Vanderbilt

01/07/24 Memorial Gymnasium, Nashville
2023-24 Women's Basketball

Game Time: 1:00 PM
Game Duration: 2:10
Attendance: 4,737

Officials: Roy Gulbeyan, Felicia Grinter, Brian Garland

Florida - 7

NO.	Name	F/C	Min	FG			Rebounds			Fouls		TP	AS	TO	ST	Blocks		+/-
				M-A	M-A	M-A	OR	DR	TOT	PF	FD					BS	BA	
25	Faith Dut	F	06:12	0-0	0-0	1-2	0	1	1	1	1	0	1	0	0	0	-4	
24	Ra Shaya Kyle	C	06:52	0-1	0-0	0-0	0	2	2	1	0	0	0	1	0	0	-7	
2	Aliyah Matharu	G	02:55	0-0	0-0	0-0	0	0	0	0	0	0	0	0	0	0		
4	Zipporah Broughton	G	04:59	0-1	0-0	0-0	0	0	0	0	0	1	0	0	0	-6		
13	Laila Reynolds	G	10:00	0-0	0-0	0-0	0	2	2	1	0	0	0	1	0	-8		
21	Eriny Kindred		00:00	0-0	0-0	0-0	0	0	0	0	0	0	0	0	0	0		
23	Leilani Correa		10:00	2-6	0-2	0-0	0	0	0	0	0	4	0	2	1	-8		
5	Alberte Rimdal		02:06	0-0	0-0	0-0	0	0	0	0	0	0	0	0	0	-2		
20	Jeriah Warren		06:56	1-2	0-1	0-0	0	1	1	0	0	2	0	1	3	-5		
Team							0	0	0		0		0					
Totals				3-10	0-3	1-2	0	6	6	3	1	7	1	6	4	0	2	-8

Shooting By Period		
2 nd FG%	3-10	30.0%
3PT%	0-3	0.0%
FT%	1-2	50%
GM FG%	3-10	30.0%
3PT%	0-3	0.0%
FT%	1-2	50.0%

Dead Ball Rebounds: 0, 0

Technical Fouls::NONE

Vanderbilt - 15

NO.	Name	F/C	Min	FG			Rebounds			Fouls		TP	AS	TO	ST	Blocks		+/-
				M-A	M-A	M-A	OR	DR	TOT	PF	FD					BS	BA	
35	Sacha Washington	F	06:06	0-1	0-0	2-2	1	3	4	1	1	2	1	1	0	0	7	
3	Jordyn Cambridge	G	10:00	3-4	0-0	0-0	0	2	2	0	1	6	0	2	1	0	8	
11	Jordyn Oliver	G	07:01	1-1	0-0	0-0	1	1	2	0	0	2	0	0	0	0	1	
13	Justine Pissott	G	06:02	1-4	0-2	0-0	0	0	0	0	0	2	0	0	0	0		
23	Iyana Moore	G	10:00	1-2	1-1	0-0	0	1	1	0	0	3	0	1	0	0	8	
12	Khamil Pierre		06:53	0-2	0-0	0-0	0	1	1	0	1	0	1	0	1	0	8	
24	Aga Makurat		03:58	0-1	0-1	0-0	0	0	0	0	0	0	0	1	0	1	0	
Team							1	0	1		0		0					
Totals				6-15	1-4	2-2	3	8	11	1	3	15	2	5	2	2	0	8

Shooting By Period		
2 nd FG%	6-15	40.0%
3PT%	1-4	25.0%
FT%	2-2	100%
GM FG%	6-15	40.0%
3PT%	1-4	25.0%
FT%	2-2	100.0%

Dead Ball Rebounds: 0, 0

Technical Fouls::NONE

	FLA	VANDY
Biggest lead	8 (2 nd 9:44)	0 (1 st 10:00)
Best Scoring Run	2(2 nd 7:14)	7(2 nd 4:15)
Lead Changes	0	
Times Tied	2	
Time with Lead	07:20	00:00

Points from	FLA	VANDY
Turnovers	4	4
Paint	6	6
Second Chance	0	4
Fast Breaks	6	0
Bench	6	0

	Period by Period Scoring				
	1st	2nd	3rd	4th	TOT
FLA	19	7	19	12	57
VANDY	11	15	16	21	63



Florida at Vanderbilt

01/07/24 Memorial Gymnasium, Nashville
2023-24 Women's Basketball

Game Time: 1:00 PM
Game Duration: 2:10
Attendance: 4,737

Officials: Roy Gulbeyan, Felicia Grinter, Brian Garland

Florida - 26

NO.	Name	F	Min	FG			Rebounds			Fouls		TP	AS	TO	ST	Blocks		+/-
				M-A	M-A	M-A	OR	DR	TOT	PF	FD					BS	BA	
25	Faith Dut	F	13:44	2-3	0-0	2-3	1	1	2	2	2	6	1	3	1	0	1	-2
24	Ra Shaya Kyle	C	14:44	1-3	0-0	0-0	0	5	5	1	0	2	0	2	0	1	1	1
2	Aliyah Matharu	G	04:56	0-1	0-1	0-0	0	0	0	2	1	0	0	0	0	0	0	0
4	Zipporah Broughton	G	13:40	1-3	0-1	0-0	0	0	0	0	0	2	3	0	1	0	0	1
13	Laila Reynolds	G	14:09	0-1	0-0	0-0	1	3	4	1	1	0	0	2	0	0	0	-8
5	Alberte Rimdal		05:37	0-0	0-0	0-0	0	0	0	0	0	0	1	2	0	0	0	-1
23	Leilani Correa		17:59	5-12	2-5	0-0	0	0	0	0	0	12	0	2	3	1	1	0
20	Jeriah Warren		12:43	2-3	0-1	0-0	0	2	2	0	0	4	0	2	4	0	0	3
21	Eriny Kindred		02:28	0-0	0-0	0-0	0	0	0	1	0	0	0	0	1	0	0	6
Team							0	2	2			0		0				
Totals				11-26	2-8	2-3	2	13	15	7	4	26	5	13	10	2	3	0

Shooting By Period		
1 st FG%	8-16	50.0%
3PT%	2-5	40.0%
FT%	1-1	100%
2 nd FG%	3-10	30.0%
3PT%	0-3	0.0%
FT%	1-2	50%
GM FG%	11-26	42.3%
3PT%	2-8	25.0%
FT%	2-3	66.7%

Dead Ball Rebounds: 0, 0

Technical Fouls::NONE

Vanderbilt - 26

NO.	Name	F	Min	FG			Rebounds			Fouls		TP	AS	TO	ST	Blocks		+/-
				M-A	M-A	M-A	OR	DR	TOT	PF	FD					BS	BA	
35	Sacha Washington	F	16:06	0-3	0-0	4-4	1	4	5	2	3	4	1	2	1	0	1	-1
3	Jordyn Cambridge	G	20:00	6-8	1-2	0-0	0	4	4	0	1	13	0	4	1	0	0	0
11	Jordyn Oliver	G	11:14	1-1	0-0	0-0	1	1	2	1	0	2	1	2	0	0	0	1
13	Justine Pissott	G	11:34	1-4	0-2	0-0	0	1	1	1	0	2	0	1	1	1	0	-1
23	Iyana Moore	G	20:00	1-5	1-2	0-0	0	1	1	0	1	3	0	2	1	0	0	0
12	Khamil Pierre		12:40	0-5	0-0	2-2	0	2	2	0	2	2	1	1	2	0	1	0
24	Aga Makurat		08:26	0-1	0-1	0-0	0	1	1	0	0	0	0	2	1	2	0	1
Team							3	0	3			0		0				
Totals				9-27	2-7	6-6	5	14	19	4	7	26	3	14	7	3	2	0

Shooting By Period		
1 st FG%	3-12	25.0%
3PT%	1-3	33.3%
FT%	4-4	100%
2 nd FG%	6-15	40.0%
3PT%	1-4	25.0%
FT%	2-2	100%
GM FG%	9-27	33.3%
3PT%	2-7	28.6%
FT%	6-6	100.0%

Dead Ball Rebounds: 0, 0

Technical Fouls::NONE

	FLA	VANDY
Biggest lead	8 (1 st 0:03)	2 (1 st 7:49)
Best Scoring Run	9 (1 st 0:03)	7 (2 nd 4:15)
Lead Changes	6	
Times Tied	6	
Time with Lead	13:22	01:05

Points from	FLA	VANDY
Turnovers	13	8
Paint	16	8
Second Chance	2	4
Fast Breaks	13	2
Bench	16	2

	Period by Period Scoring				
	1st	2nd	3rd	4th	TOT
FLA	19	7	19	12	57
VANDY	11	15	16	21	63



Florida at Vanderbilt

01/07/24 Memorial Gymnasium, Nashville
2023-24 Women's Basketball

Game Time: 1:00 PM
Game Duration: 2:10
Attendance: 4,737

Officials: Roy Gulbeyan, Felicia Grinter, Brian Garland

Period 3

Quarter Starters:

VANDY	3 Cambridge J	11 Oliver J	13 Pissott J	23 Moore I	35 Washington S
FLA	2 Matharu A	5 Rimald A	13 Reynolds L	23 Correa L	25 Dut F

Game Time	VANDY	Score	Diff	FLA
10:00	12 PIERRE K substitution out			
10:00	35 WASHINGTON S substitution in			
10:00				20 WARREN J substitution out
10:00				5 RIMDAL A substitution in
09:48				2 MATHARU A 3pt FG , jump shot missed
09:44	13 PISSOTT J defensive rebound (2)			
09:27	35 WASHINGTON S 2pt FG in the paint, layup missed			
09:23	35 WASHINGTON S offensive rebound (6)			
09:22	35 WASHINGTON S 2pt FG second chance in the paint, layup missed			
09:18				2 MATHARU A defensive rebound (1)
09:04				25 DUT F 2pt FG outside the paint, jump shot missed
09:00	3 CAMBRIDGE J defensive rebound (5)			
08:56	3 CAMBRIDGE J turnover bad pass (5)			2 MATHARU A steal (1)
08:49				2 MATHARU A 2pt FG from turnover in the paint, layup missed
08:46	3 CAMBRIDGE J defensive rebound (6)			
08:25	3 CAMBRIDGE J 2pt FG outside the paint, pull up jump shot made (15)	28-26	2	
08:15	35 WASHINGTON S foul personal (3 - 1)			2 MATHARU A foul drawn (2)
08:15	35 WASHINGTON S substitution out			
08:15	12 PIERRE K substitution in			
08:08				Timeout 30 Sec
08:08	Timeout media			
08:03		28-28	0	2 MATHARU A 2pt FG in the paint, driving layup made (2)
07:34	Timeout 30 Sec			
07:34	Timeout media			
07:29	13 PISSOTT J 2pt FG in the paint, jump shot missed			
07:27				23 CORREA L defensive rebound (1)
07:26	jump ball situation			
07:24	23 MOORE I 3pt FG , jump shot missed			
07:22				23 CORREA L defensive rebound (2)
07:21				23 CORREA L turnover lost ball (3)
07:21	3 CAMBRIDGE J 2pt FG from turnover outside the paint, jump shot missed			
07:21				defensive rebound (19)
07:09				2 MATHARU A 3pt FG , jump shot missed
07:06	13 PISSOTT J defensive rebound (3)			
07:01	3 CAMBRIDGE J foul drawn (2)			25 DUT F foul personal (3 - 1)
07:01				2 MATHARU A substitution out
07:01				4 BROUGHTON Z substitution in
07:01				25 DUT F substitution out
07:01				20 WARREN J substitution in
06:48	12 PIERRE K 2pt FG in the paint, layup missed			
06:44				13 REYNOLDS L defensive rebound (5)



Florida at Vanderbilt

01/07/24 Memorial Gymnasium, Nashville
2023-24 Women's Basketball

Game Time: 1:00 PM
Game Duration: 2:10
Attendance: 4,737

Officials: Roy Gulbeyan, Felicia Grinter, Brian Garland

Game Time	VANDY	Score	Diff	FLA
06:32				5 RIMDAL A 3pt FG , jump shot missed
06:28	3 CAMBRIDGE J defensive rebound (7)			
06:22	23 MOORE I 3pt FG , jump shot missed			
06:21	11 OLIVER J offensive rebound (3)			
06:21	11 OLIVER J foul drawn (1)			4 BROUGHTON Z foul shooting (1 - 2)
06:21	11 OLIVER J free throw 1 - 2 made (3)	29-28	1	
06:21	11 OLIVER J free throw 2 - 2 made (4)	30-28	2	
06:21				13 REYNOLDS L substitution out
06:21				21 KINDRED E substitution in
06:12	23 MOORE I steal (2)			4 BROUGHTON Z turnover lost ball (1)
06:08	23 MOORE I 2pt FG from turnover in the paint, driving layup made (5)	32-28	4	
06:08	3 CAMBRIDGE J assist (1)			
05:40				23 CORREA L 2pt FG outside the paint, jump shot missed
05:37				20 WARREN J offensive rebound (3)
05:37	12 PIERRE K foul personal (1 - 2)			5 RIMDAL A foul drawn (1)
05:37				5 RIMDAL A substitution out
05:37				6 SALGUES K substitution in
05:37				turnover sec 5 (16)
05:15	23 MOORE I foul drawn (2)			20 WARREN J foul personal (1 - 3)
05:15				4 BROUGHTON Z substitution out
05:15				21 KINDRED E substitution out
05:15				2 MATHARU A substitution in
05:15				25 DUT F substitution in
05:13	12 PIERRE K 2pt FG from turnover in the paint, layup blocked			
05:13				25 DUT F block (1)
05:13	12 PIERRE K offensive rebound (3)			
05:13	12 PIERRE K foul offensive (2 - 3)			2 MATHARU A foul drawn (3)
05:13	12 PIERRE K turnover offensive (2)			
05:05	23 MOORE I foul personal (1 - 4)			2 MATHARU A foul drawn (4)
04:54		32-30	2	23 CORREA L 2pt FG from turnover in the paint, driving layup made (14)
04:45	23 MOORE I foul drawn (3)			23 CORREA L foul shooting (1 - 4)
04:45	12 PIERRE K substitution out			
04:45	35 WASHINGTON S substitution in			
04:45	23 MOORE I free throw 1 - 2 made (6)	33-30	3	
04:45	23 MOORE I free throw 2 - 2 made (7)	34-30	4	
04:33				2 MATHARU A 2pt FG in the paint, layup missed
04:30	13 PISSOTT J defensive rebound (4)			
04:25	35 WASHINGTON S 2pt FG outside the paint, jump shot missed			
04:23	35 WASHINGTON S offensive rebound (7)			
04:17	35 WASHINGTON S 2pt FG second chance in the paint, driving layup made (6)	36-30	6	
04:04	23 MOORE I foul personal (2 - 5)			2 MATHARU A foul drawn (5)
04:04		36-31	5	2 MATHARU A free throw 1 - 2 made (3)
04:04		36-32	4	2 MATHARU A free throw 2 - 2 made (4)
03:52	3 CAMBRIDGE J foul drawn (3)			23 CORREA L foul shooting (2 - 5)
03:52	3 CAMBRIDGE J free throw 1 - 2 made (16)	37-32	5	
03:48	3 CAMBRIDGE J free throw 2 - 2 missed			
03:47				20 WARREN J defensive rebound (4)



Florida at Vanderbilt

01/07/24 Memorial Gymnasium, Nashville
2023-24 Women's Basketball

Game Time: 1:00 PM
Game Duration: 2:10
Attendance: 4,737

Officials: Roy Gulbeyan, Felicia Grinter, Brian Garland

Game Time	VANDY	Score	Diff	FLA
03:33	35 WASHINGTON S foul shooting (4 - 6)			23 CORREA L foul drawn (1)
03:33	35 WASHINGTON S substitution out			
03:33	12 PIERRE K substitution in			
03:33				23 CORREA L free throw 1 - 2 missed
03:33				offensive dead ball rebound (1)
03:33		37-33	4	23 CORREA L free throw 2 - 2 made (15)
03:11	12 PIERRE K 2pt FG outside the paint, jump shot missed			
03:08				6 SALGUES K defensive rebound (1)
03:04				6 SALGUES K 3pt FG , jump shot missed
03:04	12 PIERRE K defensive rebound (4)			
03:04	12 PIERRE K foul drawn (3)			25 DUT F foul personal (4 - 6)
03:04				25 DUT F substitution out
03:04				21 KINDRED E substitution in
03:04	12 PIERRE K free throw 1 - 2 missed			
03:04	offensive dead ball rebound (1)			
03:04	12 PIERRE K free throw 2 - 2 made (3)	38-33	5	
02:46	11 OLIVER J steal (1)			2 MATHARU A turnover lost ball (1)
02:46	11 OLIVER J foul drawn (2)			23 CORREA L foul personal (3 - 7)
02:46				6 SALGUES K substitution out
02:46				4 BROUGHTON Z substitution in
02:46	11 OLIVER J free throw fast break 1 - 2 made (5)	39-33	6	
02:46	11 OLIVER J free throw fast break 2 - 2 missed			
02:45				defensive rebound (24)
02:38		39-35	4	23 CORREA L 2pt FG in the paint, layup made (17)
02:38	12 PIERRE K foul shooting (3 - 7)			23 CORREA L foul drawn (2)
02:38	13 PISSOTT J substitution out			
02:38	24 MAKURAT A substitution in			
02:38		39-36	3	23 CORREA L free throw 1 - 1 made (18)
02:22	23 MOORE I turnover bad pass (3)			20 WARREN J steal (5)
02:12				2 MATHARU A 2pt FG from turnover in the paint, layup blocked
02:12	24 MAKURAT A block (3)			
02:12				2 MATHARU A offensive rebound (2)
02:08		39-38	1	2 MATHARU A 2pt FG from turnover second chance in the paint, layup made (6)
01:52	3 CAMBRIDGE J foul drawn (4)			2 MATHARU A foul shooting (3 - 8)
01:52	3 CAMBRIDGE J free throw 1 - 2 missed			
01:52	offensive dead ball rebound (2)			
01:52	3 CAMBRIDGE J free throw 2 - 2 made (17)	40-38	2	
01:31				2 MATHARU A 2pt FG in the paint, layup missed
01:31				2 MATHARU A offensive rebound (3)
01:27		40-41	-1	2 MATHARU A 3pt FG second chance, jump shot made (9)
01:27				23 CORREA L assist (1)
01:11	3 CAMBRIDGE J turnover bad pass (6)			23 CORREA L steal (4)
01:06		40-43	-3	23 CORREA L 2pt FG fast break from turnover in the paint, layup made (20)
00:39	3 CAMBRIDGE J 2pt FG in the paint, floating jump shot missed			
00:37				21 KINDRED E defensive rebound (1)
00:37	24 MAKURAT A substitution out			
00:37	5 ALLEN R substitution in			
00:37	3 CAMBRIDGE J substitution out			



Official Basketball Play by Play - 3rd Period

Florida at Vanderbilt

01/07/24 Memorial Gymnasium, Nashville
2023-24 Women's Basketball

Game Time: 1:00 PM

Game Duration: 2:10

Attendance: 4,737

Officials: Roy Gulbeyan, Felicia Grinter, Brian Garland

Game Time	VANDY	Score	Diff	FLA
00:37	21 LACHANCE B substitution in			
00:15		40-45	-5	2 MATHARU A 2pt FG in the paint, driving layup made (11)
00:03	23 MOORE I foul drawn (4)			21 KINDRED E foul shooting (2 - 9)
00:02	23 MOORE I free throw 1 - 2 made (8)	41-45	-4	
00:02	23 MOORE I free throw 2 - 2 made (9)	42-45	-3	
END OF PERIOD				
VANDY 42-45 FLA				



Florida at Vanderbilt

01/07/24 Memorial Gymnasium, Nashville
2023-24 Women's Basketball

Game Time: 1:00 PM
Game Duration: 2:10
Attendance: 4,737

Officials: Roy Gulbeyan, Felicia Grinter, Brian Garland

Florida - 19

NO.	Name	F/C	Min	FG			Rebounds			Fouls		TP	AS	TO	ST	Blocks		+/-
				M-A	M-A	M-A	OR	DR	TOT	PF	FD					BS	BA	
25	Faith Dut	F	05:10	0-1	0-0	0-0	0	0	0	2	0	0	0	0	0	1	0	0
24	Ra Shaya Kyle	C	00:00	0-0	0-0	0-0	0	0	0	0	0	0	0	0	0	0	0	0
2	Aliyah Matharu	G	08:14	4-10	1-3	2-2	2	1	3	1	4	11	0	1	1	0	1	7
4	Zipporah Broughton	G	04:32	0-0	0-0	0-0	0	0	0	1	0	0	0	1	0	0	0	4
13	Laila Reynolds	G	03:39	0-0	0-0	0-0	0	1	1	0	0	0	0	0	0	0	0	-2
23	Leilani Correa		10:00	3-4	0-0	2-3	0	2	2	3	2	8	1	1	1	0	0	3
5	Alberte Rimdal		04:23	0-1	0-1	0-0	0	0	0	0	1	0	0	0	0	0	0	-4
20	Jeriah Warren		07:01	0-0	0-0	0-0	1	1	2	1	0	0	0	0	1	0	0	3
21	Eriny Kindred		04:10	0-0	0-0	0-0	0	1	1	1	0	0	0	0	0	0	0	5
6	Kenza Salgues		02:51	0-1	0-1	0-0	0	1	1	0	0	0	0	0	0	0	0	-1
Team							0	2	2			0		1				
Totals				7-17	1-5	4-5	3	9	12	9	7	19	1	4	3	1	1	3

Shooting By Period		
3 rd FG%	7-17	41.2%
3PT%	1-5	20.0%
FT%	4-5	80%
GM FG%	7-17	41.2%
3PT%	1-5	20.0%
FT%	4-5	80.0%

Dead Ball Rebounds: 1, 0

Technical Fouls::NONE

Vanderbilt - 16

NO.	Name	F/C	Min	FG			Rebounds			Fouls		TP	AS	TO	ST	Blocks		+/-
				M-A	M-A	M-A	OR	DR	TOT	PF	FD					BS	BA	
35	Sacha Washington	F	02:57	1-4	0-0	0-0	2	0	2	2	0	2	0	0	0	0	0	5
3	Jordyn Cambridge	G	09:22	1-3	0-0	2-4	0	3	3	0	3	4	1	2	0	0	0	-3
11	Jordyn Oliver	G	10:00	0-0	0-0	3-4	1	0	1	0	2	3	0	0	1	0	0	-3
13	Justine Pissott	G	07:22	0-1	0-0	0-0	0	3	3	0	0	0	0	0	0	0	0	4
23	Iyana Moore	G	10:00	1-3	0-2	4-4	0	0	0	2	3	6	0	1	1	0	0	-3
12	Khamil Pierre		07:03	0-3	0-0	1-2	1	1	2	3	1	1	0	1	0	0	1	-8
24	Aga Makurat		02:00	0-0	0-0	0-0	0	0	0	0	0	0	0	0	0	1	0	-7
5	Ryanne Allen		00:38	0-0	0-0	0-0	0	0	0	0	0	0	0	0	0	0	0	0
21	Bella LaChance		00:38	0-0	0-0	0-0	0	0	0	0	0	0	0	0	0	0	0	0
Team							0	0	0			0		0				
Totals				3-14	0-2	10-14	4	7	11	7	9	16	1	4	2	1	1	-3

Shooting By Period		
3 rd FG%	3-14	21.4%
3PT%	0-2	0.0%
FT%	10-14	71.4%
GM FG%	3-14	21.4%
3PT%	0-2	0.0%
FT%	10-14	71.4%

Dead Ball Rebounds: 2, 0

Technical Fouls::NONE

	FLA	VANDY
Biggest lead	5 (3 rd 0:15)	6 (3 rd 4:17)
Best Scoring Run	7 (3 rd 0:15)	4 (3 rd 6:08)
Lead Changes	2	
Times Tied	1	
Time with Lead	01:27	05:16

Points from	FLA	VANDY
Turnovers	6	3
Paint	12	4
Second Chance	5	4
Fast Breaks	2	1
Bench	8	1

	Period by Period Scoring				
	1st	2nd	3rd	4th	TOT
FLA	19	7	19	12	57
VANDY	11	15	16	21	63



Florida at Vanderbilt

01/07/24 Memorial Gymnasium, Nashville
2023-24 Women's Basketball

Game Time: 1:00 PM
Game Duration: 2:10
Attendance: 4,737

Officials: Roy Gulbeyan, Felicia Grinter, Brian Garland

Period 4

Quarter Starters:

VANDY	3 Cambridge J	11 Oliver J	12 Pierre K	13 Pissott J	23 Moore I
FLA	2 Matharu A	4 Broughton Z	20 Warren J	21 Kindred E	23 Correa L

Game Time	VANDY	Score	Diff	FLA
10:00	5 ALLEN R substitution out			
10:00	21 LACHANCE B substitution out			
10:00	3 CAMBRIDGE J substitution in			
10:00	13 PISSOTT J substitution in			
09:45	3 CAMBRIDGE J 3pt FG , jump shot missed			
09:42				2 MATHARU A defensive rebound (4)
09:35				4 BROUGHTON Z 2pt FG outside the paint, jump shot missed
09:32	3 CAMBRIDGE J defensive rebound (8)			
09:27	23 MOORE I 2pt FG fast break in the paint, layup made (11)	44-45	-1	
09:27	12 PIERRE K assist (2)			
09:12				2 MATHARU A 2pt FG in the paint, layup missed
09:07	11 OLIVER J defensive rebound (4)			
09:05	23 MOORE I 2pt FG fast break in the paint, layup made (13)	46-45	1	
09:05	3 CAMBRIDGE J assist (2)			
08:36				2 MATHARU A 3pt FG , jump shot missed
08:33				4 BROUGHTON Z offensive rebound (1)
08:32		46-47	-1	4 BROUGHTON Z 2pt FG second chance in the paint, jump shot made (4)
08:11	23 MOORE I 3pt FG , jump shot made (16)	49-47	2	
08:11	3 CAMBRIDGE J assist (3)			
07:41		49-49	0	21 KINDRED E 2pt FG in the paint, layup made (2)
07:41				23 CORREA L assist (2)
07:14	13 PISSOTT J 3pt FG , jump shot missed			
07:14	offensive rebound (33)			
07:14	12 PIERRE K substitution out			
07:14	35 WASHINGTON S substitution in			
07:14				4 BROUGHTON Z substitution out
07:14				13 REYNOLDS L substitution in
07:11	35 WASHINGTON S turnover lost ball (3)			
06:56	3 CAMBRIDGE J foul personal (1 - 1)			2 MATHARU A foul drawn (6)
06:50				2 MATHARU A 2pt FG from turnover in the paint, layup blocked
06:50	35 WASHINGTON S block (1)			
06:42				21 KINDRED E offensive rebound (2)
06:41				21 KINDRED E 2pt FG from turnover second chance in the paint, layup missed
06:39	23 MOORE I defensive rebound (2)			
06:38	23 MOORE I turnover lost ball (4)			2 MATHARU A steal (2)
06:11				2 MATHARU A 3pt FG from turnover, jump shot missed
06:09	11 OLIVER J defensive rebound (5)			
06:06	11 OLIVER J foul drawn (3)			2 MATHARU A foul personal (4 - 1)
05:48	35 WASHINGTON S 2pt FG in the paint, driving layup made (8)	51-49	2	
05:32				23 CORREA L 2pt FG in the paint, layup missed
05:29				21 KINDRED E offensive rebound (3)



Florida at Vanderbilt

01/07/24 Memorial Gymnasium, Nashville
2023-24 Women's Basketball

Game Time: 1:00 PM
Game Duration: 2:10
Attendance: 4,737

Officials: Roy Gulbeyan, Felicia Grinter, Brian Garland

Game Time	VANDY	Score	Diff	FLA
05:29		51-51	0	21 KINDRED E 2pt FG second chance in the paint, layup made (4)
05:23	23 MOORE I 2pt FG fast break in the paint, layup made (18)	53-51	2	
05:15		53-53	0	2 MATHARU A 2pt FG fast break in the paint, layup made (13)
05:15	Timeout media			
05:15				2 MATHARU A substitution out
05:15				21 KINDRED E substitution out
05:15				4 BROUGHTON Z substitution in
05:15				25 DUT F substitution in
04:52	3 CAMBRIDGE J 2pt FG in the paint, layup missed			
04:49				23 CORREA L defensive rebound (3)
04:34	3 CAMBRIDGE J steal (2)			23 CORREA L turnover lost ball (4)
04:25	35 WASHINGTON S foul drawn (4)			25 DUT F foul shooting (5 - 2)
04:25				25 DUT F substitution out
04:25				21 KINDRED E substitution in
04:25	35 WASHINGTON S free throw 1 - 2 missed			
04:25	offensive dead ball rebound (3)			
04:25	35 WASHINGTON S free throw 2 - 2 missed			
04:23				20 WARREN J defensive rebound (5)
04:02	35 WASHINGTON S foul shooting (5 - 2)			23 CORREA L foul drawn (3)
04:02		53-54	-1	23 CORREA L free throw 1 - 2 made (21)
04:02		53-55	-2	23 CORREA L free throw 2 - 2 made (22)
04:02	35 WASHINGTON S substitution out			
04:02	12 PIERRE K substitution in			
04:02				13 REYNOLDS L substitution out
04:02				2 MATHARU A substitution in
03:47	3 CAMBRIDGE J turnover lost ball (7)			
03:17				20 WARREN J 2pt FG from turnover in the paint, layup missed
03:17	23 MOORE I defensive rebound (3)			
03:17	23 MOORE I foul drawn (5)			21 KINDRED E foul personal (3 - 3)
02:50	3 CAMBRIDGE J 3pt FG , jump shot made (20)	56-55	1	
02:50	13 PISSOTT J assist (1)			
02:37	23 MOORE I steal (3)			20 WARREN J turnover lost ball (3)
02:32	3 CAMBRIDGE J foul drawn (5)			21 KINDRED E foul shooting (4 - 4)
02:32	3 CAMBRIDGE J free throw fast break 1 - 2 made (21)	57-55	2	
02:32	3 CAMBRIDGE J free throw fast break 2 - 2 made (22)	58-55	3	
02:09				2 MATHARU A 2pt FG in the paint, layup missed
02:05				2 MATHARU A offensive rebound (5)
02:04	11 OLIVER J steal (2)			2 MATHARU A turnover bad pass (2)
02:00	11 OLIVER J turnover bad pass (3)			2 MATHARU A steal (3)
01:56		58-57	1	21 KINDRED E 2pt FG fast break from turnover in the paint, layup made (6)
01:56				4 BROUGHTON Z assist (4)
01:32	13 PISSOTT J turnover bad pass (2)			
01:22	12 PIERRE K steal (3)			4 BROUGHTON Z turnover bad pass (2)
01:16	Timeout 60 Sec			
01:06	3 CAMBRIDGE J 2pt FG from turnover in the paint, layup blocked			
01:06				21 KINDRED E block (1)
01:06	offensive rebound (37)			



Florida at Vanderbilt

01/07/24 Memorial Gymnasium, Nashville
2023-24 Women's Basketball

Game Time: 1:00 PM
Game Duration: 2:10
Attendance: 4,737

Officials: Roy Gulbeyan, Felicia Grinter, Brian Garland

Game Time	VANDY	Score	Diff	FLA
01:01	12 PIERRE K turnover bad pass (3)			23 CORREA L steal (5)
00:54	11 OLIVER J steal (3)			23 CORREA L turnover lost ball (5)
00:52	12 PIERRE K turnover bad pass (4)			21 KINDRED E steal (2)
00:35	3 CAMBRIDGE J steal (3)			2 MATHARU A turnover lost ball (3)
00:35	3 CAMBRIDGE J foul drawn (6)			2 MATHARU A foul personal (5 - 5)
00:35				2 MATHARU A substitution out
00:35				5 RIMDAL A substitution in
00:35	3 CAMBRIDGE J free throw fast break 1 - 2 made (23)	59-57	2	
00:35	3 CAMBRIDGE J free throw fast break 2 - 2 made (24)	60-57	3	
00:14				23 CORREA L 2pt FG in the paint, layup missed
00:13	12 PIERRE K defensive rebound (5)			
00:14	12 PIERRE K foul drawn (4)			20 WARREN J foul personal (2 - 6)
00:14	12 PIERRE K free throw fast break 1 - 2 missed			
00:14	offensive dead ball rebound (4)			
00:14	12 PIERRE K free throw fast break 2 - 2 made (4)	61-57	4	
00:14				Timeout 60 Sec
00:13	13 PISSOTT J foul personal (2 - 3)			20 WARREN J foul drawn (1)
00:10				5 RIMDAL A turnover dribbling violation (3)
00:10	Timeout 30 Sec			
00:10				5 RIMDAL A substitution out
00:10				13 REYNOLDS L substitution in
00:09	23 MOORE I foul drawn (6)			23 CORREA L foul personal (4 - 7)
00:09	23 MOORE I free throw 1 - 2 made (19)	62-57	5	
00:09	23 MOORE I free throw 2 - 2 made (20)	63-57	6	
00:04				4 BROUGHTON Z 3pt FG , jump shot missed
00:04	13 PISSOTT J defensive rebound (5)			
END OF GAME				
VANDY 63-57 FLA				



Florida at Vanderbilt

01/07/24 Memorial Gymnasium, Nashville
2023-24 Women's Basketball

Game Time: 1:00 PM
Game Duration: 2:10
Attendance: 4,737

Officials: Roy Gulbeyan, Felicia Grinter, Brian Garland

Florida - 12

NO.	Name	F	Min	FG			Rebounds			Fouls		TP	AS	TO	ST	Blocks		+/-
				M-A	3P	FT	OR	DR	TOT	PF	FD					BS	BA	
25	Faith Dut	F	00:50	0-0	0-0	0-0	0	0	0	1	0	0	0	0	0	0	0	0
24	Ra Shaya Kyle	C	00:00	0-0	0-0	0-0	0	0	0	0	0	0	0	0	0	0	0	0
2	Aliyah Matharu	G	08:12	1-6	0-2	0-0	1	1	2	2	1	2	0	2	2	0	1	-6
4	Zipporah Broughton	G	08:01	1-3	0-1	0-0	1	0	1	0	0	2	1	1	0	0	0	-9
13	Laila Reynolds	G	03:22	0-0	0-0	0-0	0	0	0	0	0	0	0	0	0	0	0	0
20	Jeriah Warren		10:00	0-1	0-0	0-0	0	1	1	1	1	0	0	1	0	0	0	-9
23	Leilani Correa		10:00	0-2	0-0	2-2	0	1	1	1	1	2	1	2	1	0	0	-9
21	Eriny Kindred		09:10	3-4	0-0	0-0	2	0	2	2	0	6	0	0	1	1	0	-9
5	Alberte Rimdal		00:25	0-0	0-0	0-0	0	0	0	0	0	0	0	1	0	0	0	-3
Team							0	0	0		0		0					
Totals				5-16	0-3	2-2	4	3	7	7	3	12	2	7	4	1	1	-9

Shooting By Period		
4 th FG%	5-16	31.3%
3PT%	0-3	0.0%
FT%	2-2	100%
GM FG%	5-16	31.3%
3PT%	0-3	0.0%
FT%	2-2	100.0%

Dead Ball Rebounds: 0, 0

Technical Fouls::NONE

Vanderbilt - 21

NO.	Name	F	Min	FG			Rebounds			Fouls		TP	AS	TO	ST	Blocks		+/-
				M-A	3P	FT	OR	DR	TOT	PF	FD					BS	BA	
35	Sacha Washington	F	03:12	1-1	0-0	0-2	0	0	0	1	1	2	0	1	0	1	0	-2
3	Jordyn Cambridge	G	10:00	1-4	1-2	4-4	0	1	1	1	2	7	2	1	2	0	1	9
11	Jordyn Oliver	G	10:00	0-0	0-0	0-0	0	2	2	0	1	0	0	1	2	0	0	9
13	Justine Pissott	G	10:00	0-1	0-1	0-0	0	1	1	1	0	0	1	1	0	0	0	9
23	Iyana Moore	G	10:00	4-4	1-1	2-2	0	2	2	0	2	11	0	1	1	0	0	9
5	Ryanne Allen		00:00	0-0	0-0	0-0	0	0	0	0	0	0	0	0	0	0	0	0
21	Bella LaChance		00:00	0-0	0-0	0-0	0	0	0	0	0	0	0	0	0	0	0	0
12	Khamil Pierre		06:48	0-0	0-0	1-2	0	1	1	0	1	1	1	2	1	0	0	11
Team							2	0	2		0		0					
Totals				6-10	2-4	7-10	2	7	9	3	7	21	4	7	6	1	1	9

Shooting By Period		
4 th FG%	6-10	60.0%
3PT%	2-4	50.0%
FT%	7-10	70%
GM FG%	6-10	60.0%
3PT%	2-4	50.0%
FT%	7-10	70.0%

Dead Ball Rebounds: 2, 0

Technical Fouls::NONE

	FLA	VANDY
Biggest lead	3 (4 th 9:45)	6 (4 th 0:09)
Best Scoring Run	4(4 th 4:02)	5(4 th 2:32)
Lead Changes	5	
Times Tied	3	
Time with Lead	02:13	04:20

Points from	FLA	VANDY
Turnovers	2	6
Paint	10	8
Second Chance	4	0
Fast Breaks	4	11
Bench	8	1

Period by Period Scoring					
	1st	2nd	3rd	4th	TOT
FLA	19	7	19	12	57
VANDY	11	15	16	21	63



Florida at Vanderbilt

01/07/24 Memorial Gymnasium, Nashville
2023-24 Women's Basketball

Game Time: 1:00 PM
Game Duration: 2:10
Attendance: 4,737

Officials: Roy Gulbeyan, Felicia Grinter, Brian Garland

Florida - 31

NO.	Name	F	Min	FG			3P			FT			Rebounds			Fouls		TP	AS	TO	ST	Blocks		+/-
				M-A	M-A	M-A	OR	DR	TOT	PF	FD	BS	BA											
25	Faith Dut	F	06:00	0-1	0-0	0-0	0	0	0	3	0	0	0	0	0	0	0	0	0	0	1	0	0	
24	Ra Shaya Kyle	C	00:00	0-0	0-0	0-0	0	0	0	0	0	0	0	0	0	0	0	0	0	0	0	0	0	
2	Aliyah Matharu	G	16:26	5-16	1-5	2-2	3	2	5	3	5	13	0	3	3	0	2	1	2	0	0	0	1	
4	Zipporah Broughton	G	12:33	1-3	0-1	0-0	1	0	1	1	0	2	1	2	0	0	0	0	0	0	0	0	-5	
13	Laila Reynolds	G	07:01	0-0	0-0	0-0	0	1	1	0	0	0	0	0	0	0	0	0	0	0	0	0	-2	
23	Leilani Correa		20:00	3-6	0-0	4-5	0	3	3	4	3	10	2	3	2	0	0	0	0	0	0	-6		
5	Alberte Rimdal		04:48	0-1	0-1	0-0	0	0	0	0	1	0	0	0	1	0	0	1	0	0	0	0	-7	
20	Jeriah Warren		17:01	0-1	0-0	0-0	1	2	3	2	1	0	0	0	1	1	0	0	0	0	0	-6		
21	Eriny Kindred		13:20	3-4	0-0	0-0	2	1	3	3	0	6	0	0	0	1	1	0	0	1	0	-4		
6	Kenza Salgues		02:51	0-1	0-1	0-0	0	1	1	0	0	0	0	0	0	0	0	0	0	0	0	0	-1	
Team							0	2	2			0			1									
Totals				12-33	1-8	6-7	7	12	19	16	10	31	3	11	7	2	2						-6	

Shooting By Period		
3 rd FG%	7-17	41.2%
3PT%	1-5	20.0%
FT%	4-5	80%
4 th FG%	5-16	31.3%
3PT%	0-3	0.0%
FT%	2-2	100%
GM FG%	12-33	36.4%
3PT%	1-8	12.5%
FT%	6-7	85.7%

Dead Ball Rebounds: 1, 0

Technical Fouls::NONE

Vanderbilt - 37

NO.	Name	F	Min	FG			3P			FT			Rebounds			Fouls		TP	AS	TO	ST	Blocks		+/-
				M-A	M-A	M-A	OR	DR	TOT	PF	FD	BS	BA											
35	Sacha Washington	F	06:09	2-5	0-0	0-2	2	0	2	3	1	4	0	1	0	1	0	3	0	1	0	0	3	
3	Jordyn Cambridge	G	19:22	2-7	1-2	6-8	0	4	4	1	5	11	3	3	2	0	1	6	0	1	0	6		
11	Jordyn Oliver	G	20:00	0-0	0-0	3-4	1	2	3	0	3	3	0	1	3	0	0	6	0	1	0	6		
13	Justine Pissott	G	17:22	0-2	0-1	0-0	0	4	4	1	0	0	1	1	0	0	0	13	0	0	0	13		
23	Iyana Moore	G	20:00	5-7	1-3	6-6	0	2	2	2	5	17	0	2	2	0	6	0	2	0	0	6		
12	Khamil Pierre		13:51	0-3	0-0	2-4	1	2	3	3	2	2	1	3	1	0	3	0	1	0	1	3		
24	Aga Makurat		02:00	0-0	0-0	0-0	0	0	0	0	0	0	0	0	0	0	-7	0	0	0	1	-7		
5	Ryanne Allen		00:38	0-0	0-0	0-0	0	0	0	0	0	0	0	0	0	0	0	0	0	0	0	0		
21	Bella LaChance		00:38	0-0	0-0	0-0	0	0	0	0	0	0	0	0	0	0	0	0	0	0	0	0		
Team							2	0	2			0			0									
Totals				9-24	2-6	17-24	6	14	20	10	16	37	5	11	8	2	2						6	

Shooting By Period		
3 rd FG%	3-14	21.4%
3PT%	0-2	0.0%
FT%	10-14	71.4%
4 th FG%	6-10	60.0%
3PT%	2-4	50.0%
FT%	7-10	70%
GM FG%	9-24	37.5%
3PT%	2-6	33.3%
FT%	17-24	70.8%

Dead Ball Rebounds: 4, 0

Technical Fouls::NONE

	FLA	VANDY
Biggest lead	5 (3 rd 0:15)	6 (3 rd 4:17)
Best Scoring Run	7 (3 rd 0:15)	6 (4 th 9:05)
Lead Changes	7	
Times Tied	4	
Time with Lead	03:55	09:36

Points from	FLA	VANDY
Turnovers	8	9
Paint	22	12
Second Chance	9	4
Fast Breaks	6	12
Bench	16	2

	Period by Period Scoring				
	1st	2nd	3rd	4th	TOT
FLA	19	7	19	12	57
VANDY	11	15	16	21	63



Florida at Vanderbilt

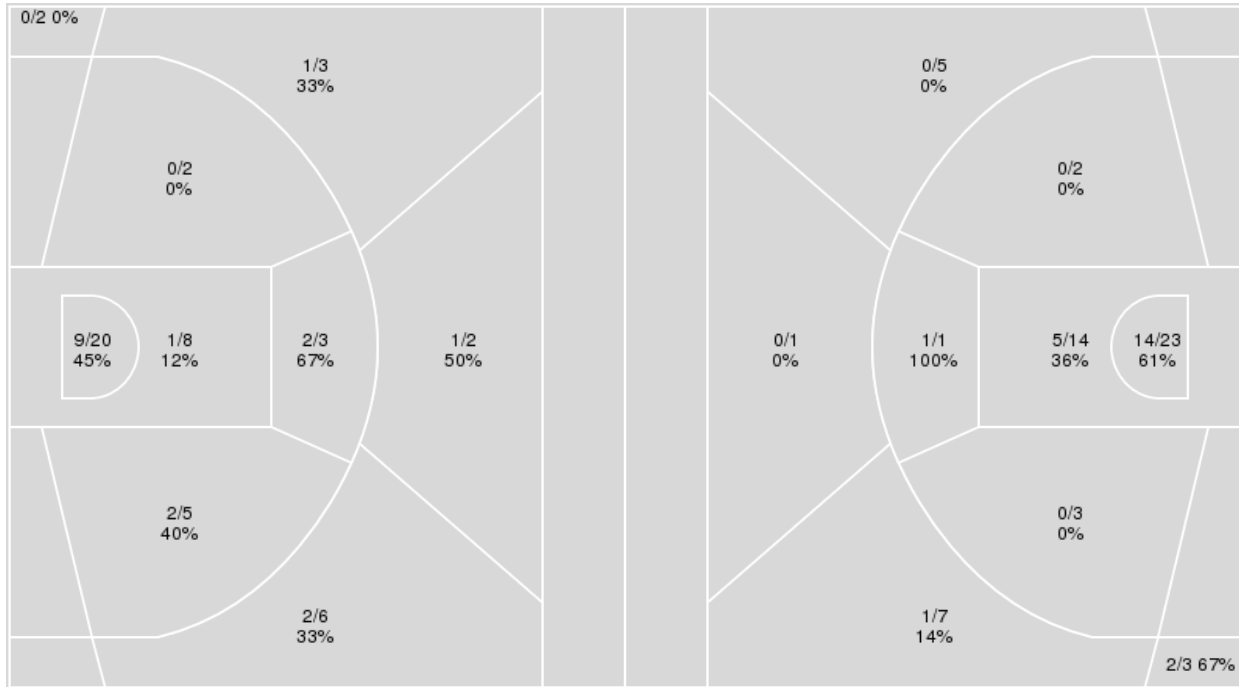
01/07/24 Memorial Gymnasium, Nashville
2023-24 Women's Basketball

Officials: Roy Gulbeyan, Felicia Grinter, Brian Garland

{ Players => 2, 3, 4, 5, 10, 11, 12, 13, 14, 21, 23, 24, 35; } FG Types => { Players => All; } FG Types => All; Results => All;
All; Results => All;

Vanderbilt

Florida



Vanderbilt	M/A	%
Field Goals	18/51	35
2 Points	14/38	37
3 Points	4/13	31
Free Throws	23/30	77

Florida	M/A	%
Field Goals	23/59	39
2 Points	20/43	47
3 Points	3/16	19
Free Throws	8/10	80



Florida at Vanderbilt

01/07/24 Memorial Gymnasium, Nashville
2023-24 Women's Basketball

Game Time: 1:00 PM
Game Duration: 2:10
Attendance: 4,737

Officials: Roy Gulbeyan, Felicia Grinter, Brian Garland

Florida

No	Name	Mins		Score		Points Diff		Points per Min		Assists		Rebounds		Steals		Turnovers	
		On	Off	On	Off	On	Off	On	Off	On	Off	On	Off	On	Off	On	Off
2	Aliyah Matharu	21:22	18:39	33 - 32	24 - 31	1	-7	1.55	1.29	4	4	18	16	10	7	10	14
4	Zipporah Broughton	26:13	13:47	41 - 45	16 - 18	-4	-2	1.56	1.16	7	1	22	12	12	5	16	8
5	Alberte Rimdal	10:25	29:35	10 - 18	47 - 45	-8	2	0.96	1.59	2	6	9	25	4	13	8	16
6	Kenza Salgues	02:51	37:09	5 - 6	52 - 57	-1	-5	1.75	1.40	0	8	2	32	0	17	2	22
13	Laila Reynolds	21:10	18:50	19 - 29	38 - 34	-10	4	0.90	2.02	2	6	19	15	8	9	11	13
20	Jeriah Warren	29:44	10:16	44 - 47	13 - 16	-3	-3	1.48	1.27	5	3	26	8	12	5	20	4
21	Eriny Kindred	15:48	24:12	32 - 30	25 - 33	2	-8	2.03	1.03	5	3	13	21	8	9	12	12
23	Leilani Correa	37:59	02:01	55 - 61	2 - 2	-6	0	1.45	0.99	7	1	33	1	16	1	23	1
24	Ra Shaya Kyle	14:44	25:16	21 - 20	36 - 43	1	-7	1.43	1.42	5	3	11	23	7	10	10	14
25	Faith Dut	19:44	20:16	25 - 27	32 - 36	-2	-4	1.27	1.58	3	5	17	17	8	9	8	16

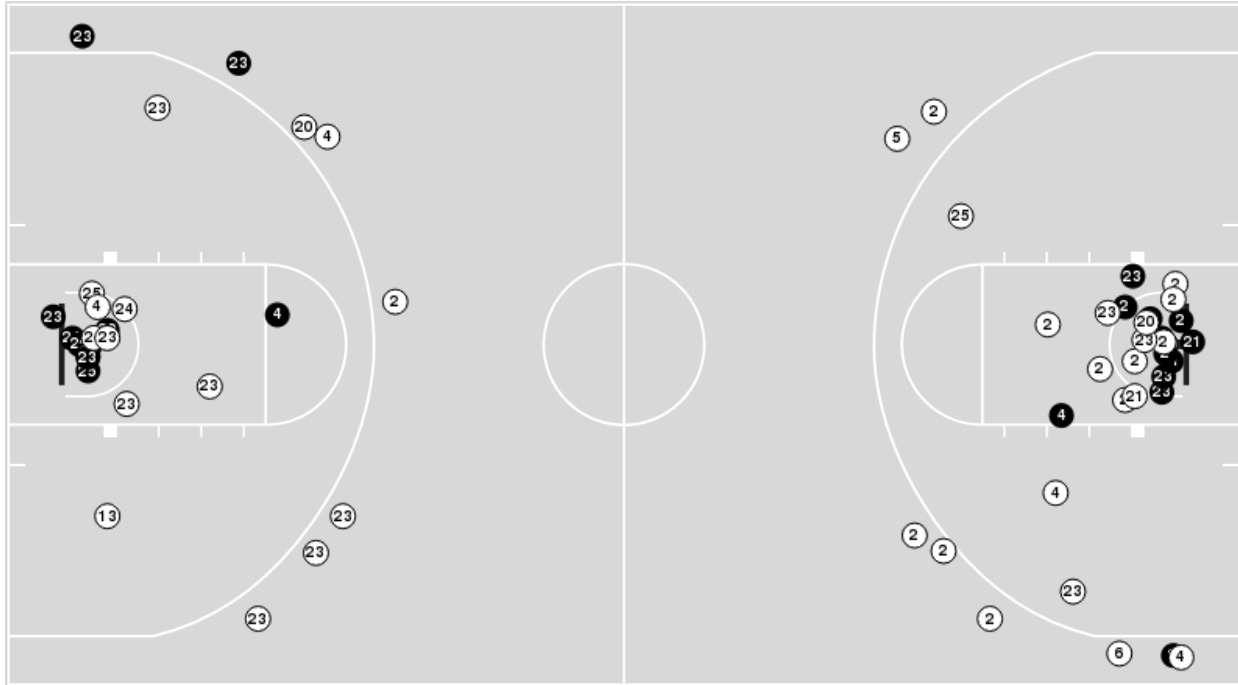
Vanderbilt

No	Name	Mins		Score		Points Diff		Points per Min		Assists		Rebounds		Steals		Turnovers	
		On	Off	On	Off	On	Off	On	Off	On	Off	On	Off	On	Off	On	Off
3	Jordyn Cambridge	39:22	00:38	61 - 55	2 - 2	6	0	1.55	3.18	8	0	39	0	15	0	25	0
5	Ryanne Allen	00:38	39:22	2 - 2	61 - 55	0	6	3.18	1.55	0	8	0	39	0	15	0	25
11	Jordyn Oliver	31:14	08:46	52 - 45	11 - 12	7	-1	1.66	1.25	6	2	32	7	12	3	21	4
12	Khamil Pierre	26:31	13:29	41 - 38	22 - 19	3	3	1.55	1.63	7	1	23	16	12	3	15	10
13	Justine Pissott	28:56	11:04	49 - 37	14 - 20	12	-6	1.69	1.27	6	2	30	9	12	3	18	7
21	Bella LaChance	00:38	39:22	2 - 2	61 - 55	0	6	3.18	1.55	0	8	0	39	0	15	0	25
23	Iyana Moore	40:00	00:00	63 - 57	0 - 0	6	0	1.57	0.00	8	0	39	0	15	0	25	0
24	Aga Makurat	10:26	29:34	12 - 18	51 - 39	-6	12	1.15	1.73	2	6	9	30	3	12	7	18
35	Sacha Washington	22:15	17:45	33 - 31	30 - 26	2	4	1.48	1.69	3	5	23	16	6	9	14	11

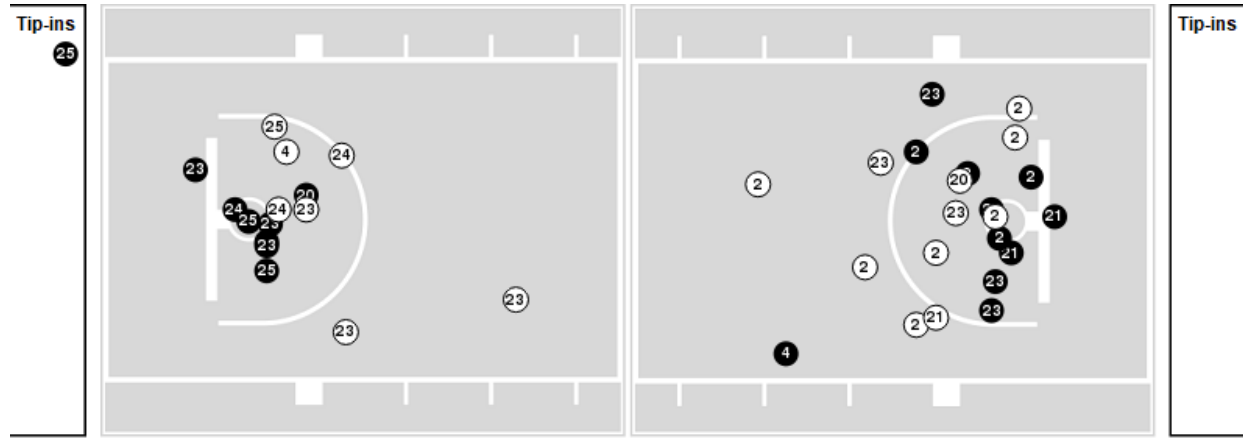


Players => AllFG Types=>AllResults=>All
Florida

All Field Goals



Blow Up Chart



● Made ○ Missed N - Player Number

Florida	M/A	%
Field Goals	23/59	39
2 Points	20/43	47
3 Points	3/16	19
Free Throws	8/10	80

Florida	M/A	%
Points in the Paint	38 (19 / 37)	51
Fast Break Points	19 (10/10)	100
Second Chance Points	11 (5/7)	71
Effective FG%	42	

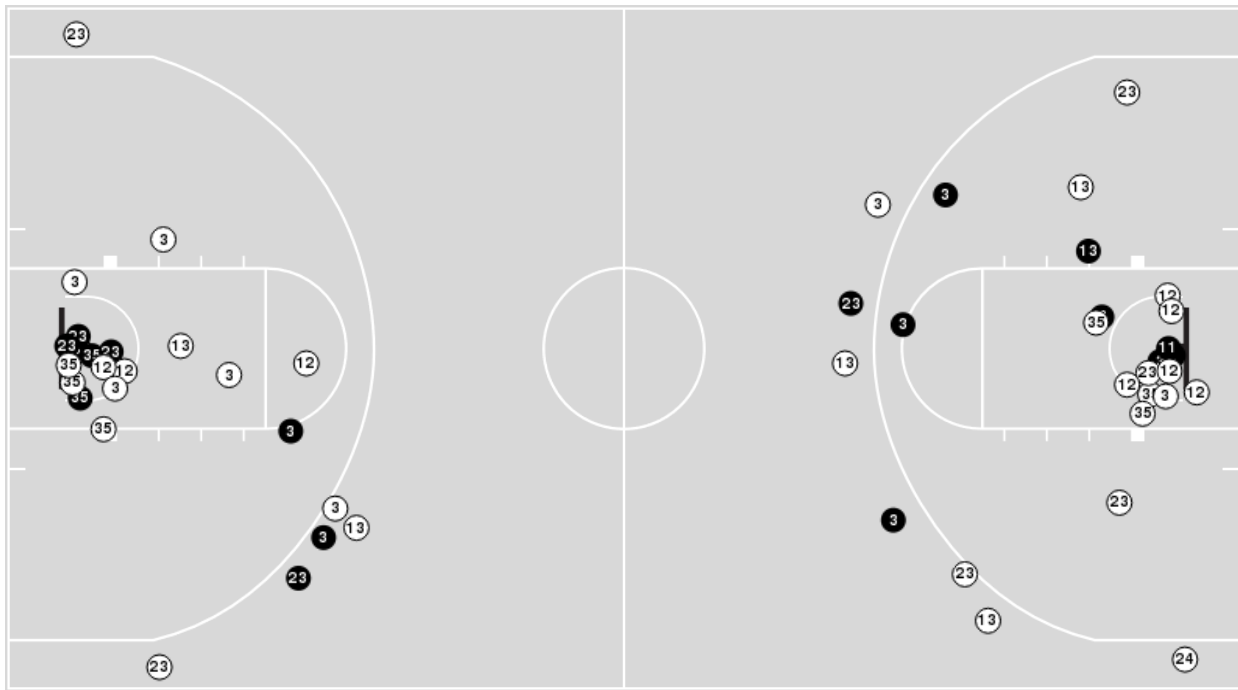


Officials: Roy Gulbeyan, Felicia Grinter, Brian Garland

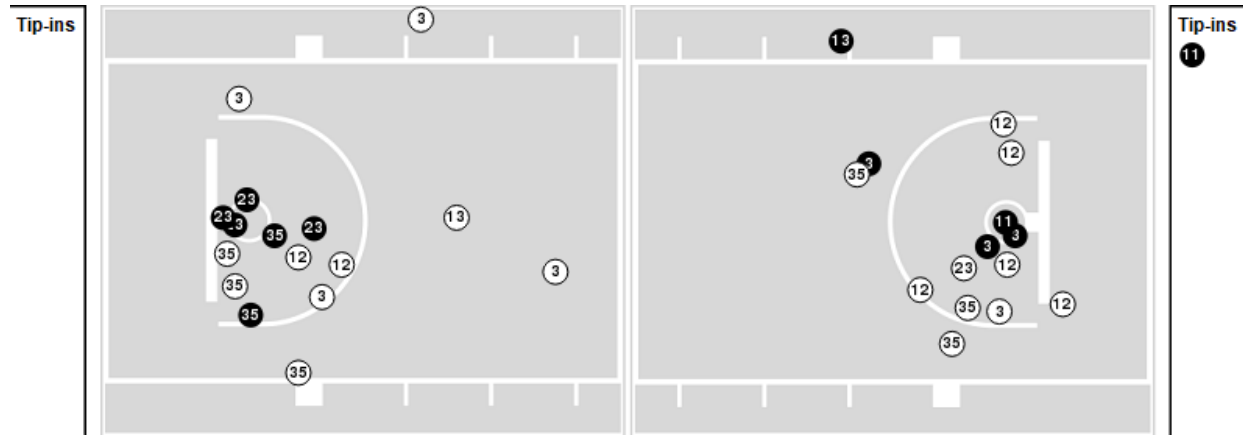
Players => 2, 3, 4, 5, 10, 11, 12, 13, 14, 21, 23, 24, 35FG Types=>AllResults=>All

Vanderbilt

All Field Goals



Blow Up Chart



● Made ○ Missed N - Player Number

Vanderbilt	M/A	%
Field Goals	18/51	35
2 Points	14/38	37
3 Points	4/13	31
Free Throws	23/30	77

Vanderbilt	M/A	%
Points in the Paint	20 (10 / 28)	36
Fast Break Points	14 (10/12)	83
Second Chance Points	8 (6/8)	75
Effective FG%	39	



Florida at Vanderbilt

01/07/24 Memorial Gymnasium, Nashville
2023-24 Women's Basketball

Game Time: 1:00 PM
Game Duration: 2:10
Attendance: 4,737

Officials: Roy Gulbeyan, Felicia Grinter, Brian Garland

Florida

Lineup	Quarter On	Time On	Quarter Off	Time Off	Time on Court	Score	Score Diff	Reb	Stl	Tov	Ass	PPP
2- Matharu A/ 4- Broughton Z/ 13- Reynolds L/ 24- Kyle R/ 25- Dut F/	1	10:00	1	07:59	02:01	2-2	0	1	1	1	1	0.6667
4- Broughton Z/ 5- Rimdal A/ 23- Correa L/ 24- Kyle R/ 25- Dut F/	1	07:59	1	05:47	02:12	5-5	0	1	2	1	1	0.9191
5- Rimdal A/ 20- Warren J/ 21- Kindred E/ 23- Correa L/ 24- Kyle R/	1	05:47	1	04:28	01:19	3-2	1	1	0	2	1	1.0000
4- Broughton Z/ 13- Reynolds L/ 20- Warren J/ 23- Correa L/ 25- Dut F/	1	04:28	1	02:20	02:08	2-2	0	3	1	2	0	0.5000
4- Broughton Z/ 20- Warren J/ 23- Correa L/ 24- Kyle R/ 25- Dut F/	1	02:20	1	01:09	01:11	2-0	2	2	0	0	0	1.0000
4- Broughton Z/ 20- Warren J/ 21- Kindred E/ 23- Correa L/ 24- Kyle R/	1	01:09	2	10:00	01:09	5-0	5	1	2	1	1	1.2500
5- Rimdal A/ 13- Reynolds L/ 20- Warren J/ 23- Correa L/ 24- Kyle R/	2	10:00	2	08:49	01:11	0-0	0	1	1	1	0	0.0000
4- Broughton Z/ 13- Reynolds L/ 20- Warren J/ 23- Correa L/ 24- Kyle R/	2	08:49	2	07:36	01:13	0-2	-2	1	0	1	0	0.0000
4- Broughton Z/ 13- Reynolds L/ 23- Correa L/ 24- Kyle R/ 25- Dut F/	2	07:36	2	04:32	03:04	4-7	-3	2	1	1	1	0.6667
4- Broughton Z/ 13- Reynolds L/ 20- Warren J/ 23- Correa L/ 25- Dut F/	2	04:32	2	03:50	00:42	1-2	-1	0	0	0	0	1.1364
5- Rimdal A/ 13- Reynolds L/ 20- Warren J/ 23- Correa L/ 24- Kyle R/	2	03:50	2	02:55	00:55	0-2	-2	0	0	1	0	0.0000
2- Matharu A/ 13- Reynolds L/ 20- Warren J/ 23- Correa L/ 24- Kyle R/	2	02:55	2	02:26	00:29	0-0	0	1	0	1	0	0.0000
2- Matharu A/ 13- Reynolds L/ 20- Warren J/ 23- Correa L/ 25- Dut F/	2	02:26	3	10:00	02:26	2-2	0	1	2	1	0	0.5000
2- Matharu A/ 5- Rimdal A/ 13- Reynolds L/ 23- Correa L/ 25- Dut F/	3	10:00	3	07:01	02:59	2-2	0	4	1	1	0	0.3333
4- Broughton Z/ 5- Rimdal A/ 13- Reynolds L/ 23- Correa L/ 25- Dut F/	3	07:01	3	07:01	00:00	0-0	0	0	0	0	0	0.0000
4- Broughton Z/ 5- Rimdal A/ 13- Reynolds L/ 20- Warren J/ 23- Correa L/	3	07:01	3	06:21	00:40	0-2	-2	1	0	0	0	0.0000
4- Broughton Z/ 5- Rimdal A/ 20- Warren J/ 21- Kindred E/ 23- Correa L/	3	06:21	3	05:37	00:44	0-2	-2	1	0	1	0	0.0000
4- Broughton Z/ 6- Salgues K/ 20- Warren J/ 21- Kindred E/ 23- Correa L/	3	05:37	3	05:15	00:22	0-0	0	0	0	1	0	0.0000
2- Matharu A/ 6- Salgues K/ 20- Warren J/ 23- Correa L/ 25- Dut F/	3	05:15	3	03:04	02:11	5-5	0	2	0	0	0	1.0504
2- Matharu A/ 6- Salgues K/ 20- Warren J/ 21- Kindred E/ 23- Correa L/	3	03:04	3	02:46	00:18	0-1	-1	0	0	1	0	0.0000
2- Matharu A/ 4- Broughton Z/ 20- Warren J/ 21- Kindred E/ 23- Correa L/	3	02:46	4	07:14	05:32	16-11	5	6	2	0	2	1.6949
2- Matharu A/ 13- Reynolds L/ 20- Warren J/ 21- Kindred E/ 23- Correa L/	4	07:14	4	05:15	01:59	4-4	0	2	1	0	0	1.0000
4- Broughton Z/ 13- Reynolds L/ 20- Warren J/ 23- Correa L/ 25- Dut F/	4	05:15	4	04:25	00:50	0-0	0	1	0	1	0	0.0000
4- Broughton Z/ 13- Reynolds L/ 20- Warren J/ 21- Kindred E/ 23- Correa L/	4	04:25	4	04:02	00:23	2-0	2	1	0	0	0	2.2727
2- Matharu A/ 4- Broughton Z/ 20- Warren J/ 21- Kindred E/ 23- Correa L/	4	04:02	4	00:35	03:26	2-5	-3	1	3	5	1	0.2857
4- Broughton Z/ 5- Rimdal A/ 20- Warren J/ 21- Kindred E/ 23- Correa L/	4	00:35	4	00:10	00:25	0-3	-3	0	0	1	0	0.0000
4- Broughton Z/ 13- Reynolds L/ 20- Warren J/ 21- Kindred E/ 23- Correa L/	4	00:10	4	00:00	00:10	0-2	-2	0	0	0	0	0.0000



Florida at Vanderbilt

01/07/24 Memorial Gymnasium, Nashville
2023-24 Women's Basketball

Game Time: 1:00 PM
Game Duration: 2:10
Attendance: 4,737

Officials: Roy Gulbeyan, Felicia Grinter, Brian Garland

Vanderbilt

Lineup	Quarter On	Time On	Quarter Off	Time Off	Time on Court	Score	Score Diff	Reb	Stl	Tov	Ass	PPP
3- Cambridge J/ 11- Oliver J/ 13- Pissott J/ 23- Moore I/ 35- Washington S/	1	10:00	1	05:47	04:13	7-7	0	4	2	5	1	0.7883
3- Cambridge J/ 12- Pierre K/ 13- Pissott J/ 23- Moore I/ 35- Washington S/	1	05:47	1	04:28	01:19	2-3	-1	0	1	0	0	1.0000
3- Cambridge J/ 12- Pierre K/ 23- Moore I/ 24- Makurat A/ 35- Washington S/	1	04:28	2	10:00	04:28	2-9	-7	4	2	4	0	0.2024
3- Cambridge J/ 11- Oliver J/ 13- Pissott J/ 23- Moore I/ 35- Washington S/	2	10:00	2	06:53	03:07	4-4	0	4	0	2	0	0.6803
3- Cambridge J/ 12- Pierre K/ 23- Moore I/ 24- Makurat A/ 35- Washington S/	2	06:53	2	03:54	02:59	7-0	7	3	0	0	2	1.4000
3- Cambridge J/ 11- Oliver J/ 12- Pierre K/ 23- Moore I/ 24- Makurat A/	2	03:54	2	02:55	00:59	2-1	1	2	1	1	0	1.0000
3- Cambridge J/ 11- Oliver J/ 12- Pierre K/ 13- Pissott J/ 23- Moore I/	2	02:55	3	10:00	02:55	2-2	0	2	1	2	0	0.4000
3- Cambridge J/ 11- Oliver J/ 13- Pissott J/ 23- Moore I/ 35- Washington S/	3	10:00	3	08:15	01:45	2-0	2	4	0	1	0	0.6667
3- Cambridge J/ 11- Oliver J/ 12- Pierre K/ 13- Pissott J/ 23- Moore I/	3	08:15	3	04:45	03:30	4-4	0	4	1	1	1	0.5814
3- Cambridge J/ 11- Oliver J/ 13- Pissott J/ 23- Moore I/ 35- Washington S/	3	04:45	3	03:33	01:12	5-2	3	2	0	0	0	1.8116
3- Cambridge J/ 11- Oliver J/ 12- Pierre K/ 13- Pissott J/ 23- Moore I/	3	03:33	3	02:38	00:55	2-3	-1	1	1	0	0	0.7246
3- Cambridge J/ 11- Oliver J/ 12- Pierre K/ 23- Moore I/ 24- Makurat A/	3	02:38	3	00:37	02:00	1-8	-7	0	0	2	0	0.2577
3- Cambridge J/ 5- Allen R/ 11- Oliver J/ 12- Pierre K/ 23- Moore I/	3	00:37	3	00:37	00:00	0-0	0	0	0	0	0	0.0000
5- Allen R/ 11- Oliver J/ 12- Pierre K/ 21- LaChance B/ 23- Moore I/	3	00:37	4	10:00	00:37	2-2	0	0	0	0	0	2.2727
3- Cambridge J/ 11- Oliver J/ 12- Pierre K/ 13- Pissott J/ 23- Moore I/	4	10:00	4	07:14	02:46	7-4	3	3	0	0	3	1.7500
3- Cambridge J/ 11- Oliver J/ 13- Pissott J/ 23- Moore I/ 35- Washington S/	4	07:14	4	04:02	03:12	4-6	-2	2	1	2	0	0.6803
3- Cambridge J/ 11- Oliver J/ 12- Pierre K/ 13- Pissott J/ 23- Moore I/	4	04:02	4	00:00	04:02	10-2	8	4	5	5	1	1.0504



Florida at Vanderbilt

01/07/24 Memorial Gymnasium, Nashville
2023-24 Women's Basketball

Game Time: 1:00 PM
Game Duration: 2:10
Attendance: 4,737

Officials: Roy Gulbeyan, Felicia Grinter, Brian Garland

Florida

Lineup	Time	Score	Score Diff	Pts/Min	Reb	Stl	Tov	Ass	PPP
2- Matharu A/ 4- Broughton Z/ 20- Warren J/ 21- Kindred E/ 23- Correa L/	08:58	18-16	2	2.0056	7	5	5	3	1.0949
4- Broughton Z/ 13- Reynolds L/ 20- Warren J/ 23- Correa L/ 25- Dut F/	03:40	3-4	-1	0.8182	4	1	3	0	0.5102
4- Broughton Z/ 13- Reynolds L/ 23- Correa L/ 24- Kyle R/ 25- Dut F/	03:04	4-7	-3	1.3043	2	1	1	1	0.6667
2- Matharu A/ 5- Rimdal A/ 13- Reynolds L/ 23- Correa L/ 25- Dut F/	02:59	2-2	0	0.6704	4	1	1	0	0.3333
2- Matharu A/ 13- Reynolds L/ 20- Warren J/ 23- Correa L/ 25- Dut F/	02:26	2-2	0	0.8219	1	2	1	0	0.5000
4- Broughton Z/ 5- Rimdal A/ 23- Correa L/ 24- Kyle R/ 25- Dut F/	02:12	5-5	0	2.2727	1	2	1	1	0.9191
2- Matharu A/ 6- Salgues K/ 20- Warren J/ 23- Correa L/ 25- Dut F/	02:11	5-5	0	2.2901	2	0	0	0	1.0504
5- Rimdal A/ 13- Reynolds L/ 20- Warren J/ 23- Correa L/ 24- Kyle R/	02:06	0-2	-2	0.0000	1	1	2	0	0.0000
2- Matharu A/ 4- Broughton Z/ 13- Reynolds L/ 24- Kyle R/ 25- Dut F/	02:01	2-2	0	0.9917	1	1	1	1	0.6667
2- Matharu A/ 13- Reynolds L/ 20- Warren J/ 21- Kindred E/ 23- Correa L/	01:59	4-4	0	2.0168	2	1	0	0	1.0000
5- Rimdal A/ 20- Warren J/ 21- Kindred E/ 23- Correa L/ 24- Kyle R/	01:19	3-2	1	2.2785	1	0	2	1	1.0000
4- Broughton Z/ 13- Reynolds L/ 20- Warren J/ 23- Correa L/ 24- Kyle R/	01:13	0-2	-2	0.0000	1	0	1	0	0.0000
4- Broughton Z/ 20- Warren J/ 23- Correa L/ 24- Kyle R/ 25- Dut F/	01:11	2-0	2	1.6901	2	0	0	0	1.0000
4- Broughton Z/ 5- Rimdal A/ 20- Warren J/ 21- Kindred E/ 23- Correa L/	01:09	0-5	-5	0.0000	1	0	2	0	0.0000
4- Broughton Z/ 20- Warren J/ 21- Kindred E/ 23- Correa L/ 24- Kyle R/	01:09	5-0	5	4.3478	1	2	1	1	1.2500
4- Broughton Z/ 5- Rimdal A/ 13- Reynolds L/ 20- Warren J/ 23- Correa L/	00:40	0-2	-2	0.0000	1	0	0	0	0.0000
4- Broughton Z/ 13- Reynolds L/ 20- Warren J/ 21- Kindred E/ 23- Correa L/	00:33	2-2	0	3.6145	1	0	0	0	1.0638
2- Matharu A/ 13- Reynolds L/ 20- Warren J/ 23- Correa L/ 24- Kyle R/	00:29	0-0	0	0.0000	1	0	1	0	0.0000
4- Broughton Z/ 6- Salgues K/ 20- Warren J/ 21- Kindred E/ 23- Correa L/	00:22	0-0	0	0.0000	0	0	1	0	0.0000
2- Matharu A/ 6- Salgues K/ 20- Warren J/ 21- Kindred E/ 23- Correa L/	00:18	0-1	-1	0.0000	0	0	1	0	0.0000
4- Broughton Z/ 5- Rimdal A/ 13- Reynolds L/ 23- Correa L/ 25- Dut F/	00:00	0-0	0	NaN	0	0	0	0	0.0000



Florida at Vanderbilt

01/07/24 Memorial Gymnasium, Nashville
2023-24 Women's Basketball

Game Time: 1:00 PM
Game Duration: 2:10
Attendance: 4,737

Officials: Roy Gulbeyan, Felicia Grinter, Brian Garland

Vanderbilt

Lineup	Time	Score	Score Diff	Pts/Min	Reb	Stl	Tov	Ass	PPP
3- Cambridge J/ 11- Oliver J/ 12- Pierre K/ 13- Pissott J/ 23- Moore I/	14:08	25-15	10	1.7689	14	8	8	5	0.8878
3- Cambridge J/ 11- Oliver J/ 13- Pissott J/ 23- Moore I/ 35- Washington S/	13:29	22-19	3	1.6316	16	3	10	1	0.8333
3- Cambridge J/ 12- Pierre K/ 23- Moore I/ 24- Makurat A/ 35- Washington S/	07:27	9-9	0	1.2081	7	2	4	2	0.6048
3- Cambridge J/ 11- Oliver J/ 12- Pierre K/ 23- Moore I/ 24- Makurat A/	02:59	3-9	-6	1.0039	2	1	3	0	0.5102
3- Cambridge J/ 12- Pierre K/ 13- Pissott J/ 23- Moore I/ 35- Washington S/	01:19	2-3	-1	1.5190	0	1	0	0	1.0000
5- Allen R/ 11- Oliver J/ 12- Pierre K/ 21- LaChance B/ 23- Moore I/	00:37	2-2	0	3.1830	0	0	0	0	2.2727
3- Cambridge J/ 5- Allen R/ 11- Oliver J/ 12- Pierre K/ 23- Moore I/	00:00	0-0	0	NaN	0	0	0	0	0.0000