



Vanderbilt at Auburn

01/31/24 Neville Arena, Auburn
2023-24 Men's Basketball

Game Time: 8:00 PM
Game Duration: 2:04
Attendance: 9,121

Officials: Doug Shows, Terry Oglesby, Ted Valentine

Vanderbilt - 54

Record: 5-15 (0-7)

NO.	Name	F/G	Min	FG			3P			FT			Rebounds			Fouls		TP	AS	TO	ST	Blocks		+/-
				M-A	M-A	M-A	OR	DR	TOT	PF	FD	OR	DR	TOT	BS	BA								
2	Ven-Allen Lubin	F	28:23	5-11	1-2	6-8	8	4	12	2	5	17	0	2	1	3	2	-13						
0	Tyrin Lawrence	G	29:49	2-11	0-3	8-11	0	6	6	2	6	12	0	3	0	2	2	-24						
5	Ezra Manjon	G	29:31	1-8	0-1	3-5	1	3	4	2	6	5	4	1	0	0	2	-22						
10	Jordan Williams	G	22:30	0-1	0-1	0-0	0	3	3	4	0	0	0	1	2	0	0	-27						
12	Evan Taylor	G	22:55	4-9	3-7	3-4	0	3	3	5	2	14	0	2	0	0	0	-22						
23	Jason Rivera-Torres		14:16	0-2	0-0	0-0	0	2	2	1	2	0	1	1	1	0	1	-2						
35	Carter Lang		07:01	1-2	0-0	0-0	0	1	1	2	0	2	0	2	0	0	0	-4						
3	Paul Lewis		19:09	2-7	0-0	0-0	0	0	0	0	0	4	1	0	1	0	0	-18						
24	JaQualon "JQ" Roberts		02:36	0-1	0-1	0-0	0	0	0	0	0	0	0	0	0	0	0	-6						
13	Malik Presley		10:56	0-0	0-0	0-0	0	0	0	1	0	0	0	0	0	0	0	7						
21	Tasos Kamateros		10:40	0-3	0-2	0-0	1	1	2	1	0	0	0	0	1	0	0	-7						
25	Miles Keeffe		02:14	0-1	0-0	0-0	0	0	0	0	0	0	0	0	0	0	0	3						
Team							1	0	1			0												
Totals				15-56	4-17	20-28	11	23	34	20	21	54	6	12	6	5	7	-27						

Shooting By Period		
1st FG%	7-29	24.1%
3PT%	4-9	44.4%
FT%	9-12	75%
2nd FG%	8-27	29.6%
3PT%	0-8	0.0%
FT%	11-16	68.8%
GM FG%	15-56	26.8%
3PT%	4-17	23.5%
FT%	20-28	71.4%

Dead Ball Rebounds: 3, 1

Technical Fouls::NONE

Auburn - 81

Record: 17-4 (6-2)

NO.	Name	F/G	Min	FG			3P			FT			Rebounds			Fouls		TP	AS	TO	ST	Blocks		+/-
				M-A	M-A	M-A	OR	DR	TOT	PF	FD	OR	DR	TOT	BS	BA								
2	Jaylin Williams	F	27:16	7-9	3-4	4-6	1	1	2	3	5	21	4	1	1	0	0	31						
4	Johni Broome	F	24:11	7-11	2-2	0-0	3	8	11	2	3	16	4	1	1	5	1	40						
5	Chris Moore	F	11:51	0-3	0-0	0-0	2	3	5	1	0	0	0	0	0	1	1	14						
3	Tre Donaldson	G	22:58	1-5	0-1	0-0	2	5	7	1	0	2	5	4	2	0	0	37						
12	Denver Jones	G	23:40	6-11	4-8	3-4	0	0	0	0	3	19	0	0	0	0	1	32						
10	Chad Baker-Mazara		20:20	4-8	1-3	2-2	1	4	5	4	1	11	4	0	0	0	1	16						
31	Chaney Johnson		10:30	1-3	0-2	0-0	1	1	2	3	0	2	1	2	0	0	0	0						
1	Aden Holloway		14:48	0-5	0-5	1-2	0	3	3	1	3	1	2	1	0	0	1	-6						
44	Dylan Cardwell		13:35	0-2	0-1	0-2	0	3	3	2	2	0	0	0	0	1	0	-9						
0	K.D. Johnson		14:06	0-2	0-0	2-2	0	0	0	1	1	2	0	2	1	0	0	-1						
24	Lior Berman		07:49	1-2	0-0	3-3	0	2	2	1	2	5	0	0	0	0	0	-3						
20	Carter Sobera		02:14	0-1	0-0	0-0	1	0	1	0	0	0	0	0	0	0	0	-4						
21	Blake Muschalek		02:14	0-0	0-0	0-0	0	0	0	0	0	0	0	1	0	0	0	-4						
23	Addarin Scott		02:14	1-1	0-0	0-0	0	0	0	2	0	2	0	1	0	0	0	-4						
55	Jalen Harper		02:14	0-0	0-0	0-0	0	0	0	0	0	0	1	0	0	0	0	-4						
Team							1	3	4			0												
Totals				28-63	10-26	15-21	12	33	45	21	20	81	21	13	5	7	5	27						

Shooting By Period		
1st FG%	12-33	36.4%
3PT%	5-12	41.7%
FT%	8-12	66.7%
2nd FG%	16-30	53.3%
3PT%	5-14	35.7%
FT%	7-9	77.8%
GM FG%	28-63	44.4%
3PT%	10-26	38.5%
FT%	15-21	71.4%

Dead Ball Rebounds: 5, 2

Technical Fouls::NONE

	VAN	AUB
Biggest lead	0 (1 st 20:00)	31 (2 nd 3:09)
Best Scoring Run	6 (1 st 14:22)	11 (2 nd 3:09)
Lead Changes	0	
Times Tied	0	
Time with Lead	00:00	39:20

Points from	VAN	AUB
Turnovers	12	14
Paint	22	32
Second Chance	8	11
Fast Breaks	9	14
Bench	6	23

	Period by Period Scoring		
	1st	2nd	TOT
VAN	27	27	54
AUB	37	44	81



Vanderbilt at Auburn

01/31/24 Neville Arena, Auburn
2023-24 Men's Basketball

Game Time: 8:00 PM
Game Duration: 2:04
Attendance: 9,121

Officials: Doug Shows, Terry Oglesby, Ted Valentine

Period 1

Quarter Starters:

AUB	2 Williams J	3 Donaldson T	4 Broome J	5 Moore C	12 Jones D
VAN	0 Lawrence T	2 Lubin V	5 Manjon E	10 Williams J	12 Taylor E

Game Time	AUB	Score	Diff	VAN
20:00	4 BROOME J jumpball won			2 LUBIN V jumpball lost
19:44	2 WILLIAMS J turnover lost ball (1)			10 WILLIAMS J steal (1)
19:29				0 LAWRENCE T 2pt FG from turnover outside the paint, jump shot missed
19:25				2 LUBIN V offensive rebound (1)
19:24	3 DONALDSON T steal (1)			2 LUBIN V turnover lost ball (1)
19:20	4 BROOME J 2pt FG fast break from turnover in the paint, dunk, made (2)	2-0	2	
19:20	3 DONALDSON T assist (1)			
18:55				12 TAYLOR E 3pt FG , jump shot missed
18:51				2 LUBIN V offensive rebound (2)
18:50				2 LUBIN V 2pt FG second chance in the paint, jump shot missed
18:48	4 BROOME J defensive rebound (1)			
18:47	4 BROOME J foul drawn (1)			10 WILLIAMS J foul personal (1 - 1)
18:24	3 DONALDSON T 2pt FG outside the paint, jump shot missed			
18:18	5 MOORE C offensive rebound (1)			
18:18	5 MOORE C 2pt FG second chance in the paint, layup missed			
18:15	5 MOORE C offensive rebound (2)			
18:15	5 MOORE C 2pt FG second chance in the paint, layup missed			
18:13				2 LUBIN V defensive rebound (3)
18:04				0 LAWRENCE T 2pt FG outside the paint, jump shot missed
18:00	3 DONALDSON T defensive rebound (1)			
17:56	12 JONES D 3pt FG fast break, jump shot made (3)	5-0	5	
17:56	3 DONALDSON T assist (2)			
17:32				12 TAYLOR E turnover lost ball (1)
17:32	5 MOORE C substitution out			
17:32	10 BAKER-MAZARA C substitution in			
17:21	3 DONALDSON T turnover out of bounds (1)			
17:21	2 WILLIAMS J substitution out			
17:21	31 JOHNSON C substitution in			
17:10	31 JOHNSON C foul shooting (1 - 1)			5 MANJON E foul drawn (1)
17:10		5-1	4	5 MANJON E free throw 1 - 2 made (1)
17:10		5-2	3	5 MANJON E free throw 2 - 2 made (2)
16:47	12 JONES D foul drawn (1)			2 LUBIN V foul personal (1 - 2)
16:40	12 JONES D 3pt FG , jump shot made (6)	8-2	6	
16:12				5 MANJON E 2pt FG in the paint, layup blocked
16:12	4 BROOME J block (1)			
16:07	3 DONALDSON T defensive rebound (2)			
16:04	12 JONES D 3pt FG fast break, jump shot made (9)	11-2	9	
16:04	10 BAKER-MAZARA C assist (1)			
15:43				12 TAYLOR E 3pt FG , jump shot missed
15:41	defensive rebound (6)			
15:41	Timeout media			
15:41	3 DONALDSON T substitution out			



Vanderbilt at Auburn

01/31/24 Neville Arena, Auburn
2023-24 Men's Basketball

Game Time: 8:00 PM
Game Duration: 2:04
Attendance: 9,121

Officials: Doug Shows, Terry Oglesby, Ted Valentine

Game Time	AUB	Score	Diff	VAN
15:41	4 BROOME J substitution out			
15:41	1 HOLLOWAY A substitution in			
15:41	44 CARDWELL D substitution in			
15:41				12 TAYLOR E substitution out
15:41				23 RIVERA-TORRES J substitution in
15:31	12 JONES D 3pt FG , jump shot blocked			
15:31				0 LAWRENCE T block (1)
15:23				23 RIVERA-TORRES J defensive rebound (1)
15:17	44 CARDWELL D foul shooting (1 - 2)			2 LUBIN V foul drawn (1)
15:17		11-3	8	2 LUBIN V free throw 1 - 2 made (1)
15:17		11-4	7	2 LUBIN V free throw 2 - 2 made (2)
15:03	31 JOHNSON C turnover bad pass (1)			
15:03	12 JONES D substitution out			
15:03	0 JOHNSON K substitution in			
14:44		11-6	5	0 LAWRENCE T 2pt FG from turnover in the paint, driving layup made (2)
14:26	10 BAKER-MAZARA C 2pt FG in the paint, driving layup blocked			
14:26				0 LAWRENCE T block (2)
14:22				10 WILLIAMS J defensive rebound (1)
14:22	31 JOHNSON C foul shooting (2 - 3)			0 LAWRENCE T foul drawn (1)
14:22		11-7	4	0 LAWRENCE T free throw fast break 1 - 2 made (3)
14:22	31 JOHNSON C substitution out			
14:22	2 WILLIAMS J substitution in			
14:22				10 WILLIAMS J substitution out
14:22				35 LANG C substitution in
14:22		11-8	3	0 LAWRENCE T free throw fast break 2 - 2 made (4)
14:02	44 CARDWELL D foul drawn (1)			23 RIVERA-TORRES J foul shooting (1 - 3)
14:02	44 CARDWELL D free throw 1 - 2 missed			
14:02	offensive dead ball rebound (1)			
14:02	44 CARDWELL D free throw 2 - 2 missed			
14:01				2 LUBIN V defensive rebound (4)
13:47	0 JOHNSON K foul personal (1 - 4)			5 MANJON E foul drawn (2)
13:46	2 WILLIAMS J foul drawn (1)			35 LANG C foul offensive (1 - 4)
13:46				35 LANG C turnover offensive (1)
13:33	10 BAKER-MAZARA C 2pt FG from turnover in the paint, layup made (2)	13-8	5	
13:33	2 WILLIAMS J assist (1)			
13:06				5 MANJON E 2pt FG outside the paint, jump shot missed
13:05	defensive dead ball rebound (2)			
13:02	1 HOLLOWAY A foul drawn (1)			35 LANG C foul personal (2 - 5)
12:53	1 HOLLOWAY A 3pt FG , jump shot blocked			
12:53				2 LUBIN V block (1)
12:46				0 LAWRENCE T defensive rebound (1)
12:44				23 RIVERA-TORRES J 2pt FG in the paint, layup blocked
12:44	44 CARDWELL D block (1)			
12:44				offensive rebound (8)
12:35				0 LAWRENCE T 3pt FG second chance, jump shot missed
12:31	1 HOLLOWAY A defensive rebound (1)			
12:26	2 WILLIAMS J 2pt FG in the paint, jump shot made (2)	15-8	7	



Vanderbilt at Auburn

01/31/24 Neville Arena, Auburn
2023-24 Men's Basketball

Game Time: 8:00 PM
Game Duration: 2:04
Attendance: 9,121

Officials: Doug Shows, Terry Oglesby, Ted Valentine

Game Time	AUB	Score	Diff	VAN
12:26	1 HOLLOWAY A assist (1)			
12:09		15-11	4	2 LUBIN V 3pt FG , jump shot made (5)
12:09				23 RIVERA-TORRES J assist (1)
11:50	1 HOLLOWAY A foul drawn (2)			5 MANJON E foul personal (1 - 6)
11:50	Timeout media			
11:50	1 HOLLOWAY A substitution out			
11:50	44 CARDWELL D substitution out			
11:50	3 DONALDSON T substitution in			
11:50	4 BROOME J substitution in			
11:50				5 MANJON E substitution out
11:50				3 LEWIS P substitution in
11:50				2 LUBIN V substitution out
11:50				24 ROBERTS J substitution in
11:44	10 BAKER-MAZARA C 2pt FG outside the paint, jump shot missed			
11:41				0 LAWRENCE T defensive rebound (2)
11:14				24 ROBERTS J 3pt FG , jump shot missed
11:10	4 BROOME J defensive rebound (2)			
10:53	4 BROOME J 2pt FG in the paint, jump shot missed			
10:49	10 BAKER-MAZARA C offensive rebound (1)			
10:47	10 BAKER-MAZARA C 2pt FG second chance in the paint, layup made (4)	17-11	6	
10:33	4 BROOME J steal (1)			0 LAWRENCE T turnover lost ball (1)
10:24	3 DONALDSON T turnover lost ball (2)			
10:24	0 JOHNSON K substitution out			
10:24	12 JONES D substitution in			
10:11				35 LANG C 2pt FG from turnover outside the paint, jump shot missed
10:07	3 DONALDSON T defensive rebound (3)			
09:58	2 WILLIAMS J 3pt FG , jump shot made (5)	20-11	9	
09:58	3 DONALDSON T assist (3)			
09:31				23 RIVERA-TORRES J 2pt FG outside the paint, jump shot missed
09:27	3 DONALDSON T defensive rebound (4)			
09:14	12 JONES D foul drawn (2)			0 LAWRENCE T foul shooting (1 - 7)
09:14	12 JONES D free throw 1 - 2 made (10)	21-11	10	
09:14	10 BAKER-MAZARA C substitution out			
09:14	24 BERMAN L substitution in			
09:14				0 LAWRENCE T substitution out
09:14				23 RIVERA-TORRES J substitution out
09:14				24 ROBERTS J substitution out
09:14				35 LANG C substitution out
09:14				2 LUBIN V substitution in
09:14				5 MANJON E substitution in
09:14				10 WILLIAMS J substitution in
09:14				12 TAYLOR E substitution in
09:14	12 JONES D free throw 2 - 2 missed			
09:12				10 WILLIAMS J defensive rebound (2)
08:59	4 BROOME J foul personal (1 - 5)			2 LUBIN V foul drawn (2)
08:57	2 WILLIAMS J steal (1)			5 MANJON E turnover bad pass (1)



Vanderbilt at Auburn

01/31/24 Neville Arena, Auburn
2023-24 Men's Basketball

Game Time: 8:00 PM
Game Duration: 2:04
Attendance: 9,121

Officials: Doug Shows, Terry Oglesby, Ted Valentine

Game Time	AUB	Score	Diff	VAN
08:50	3 DONALDSON T 2pt FG from turnover in the paint, jump shot missed			
08:47	3 DONALDSON T offensive rebound (5)			
08:47	3 DONALDSON T 2pt FG from turnover second chance in the paint, layup missed			
08:47				2 LUBIN V defensive rebound (5)
08:47	jump ball situation			
08:25				2 LUBIN V 2pt FG in the paint, jump shot blocked
08:25	4 BROOME J block (2)			
08:23	defensive rebound (13)			
08:05	12 JONES D 3pt FG , jump shot missed			
08:02				10 WILLIAMS J defensive rebound (3)
07:54				5 MANJON E 2pt FG in the paint, driving layup blocked
07:54	4 BROOME J block (3)			
07:49	3 DONALDSON T defensive rebound (6)			
07:49	3 DONALDSON T 2pt FG fast break in the paint, driving layup made (2)	23-11	12	
07:48	Timeout media			
07:48	2 WILLIAMS J substitution out			
07:48	3 DONALDSON T substitution out			
07:48	4 BROOME J substitution out			
07:48	1 HOLLOWAY A substitution in			
07:48	31 JOHNSON C substitution in			
07:48	44 CARDWELL D substitution in			
07:37	24 BERMAN L foul personal (1 - 6)			5 MANJON E foul drawn (3)
07:19				3 LEWIS P 2pt FG in the paint, jump shot missed
07:15	44 CARDWELL D defensive rebound (1)			
06:52	12 JONES D substitution out			
06:52	24 BERMAN L substitution out			
06:52	31 JOHNSON C substitution out			
06:52	0 JOHNSON K substitution in			
06:52	2 WILLIAMS J substitution in			
06:52	5 MOORE C substitution in			
06:52				3 LEWIS P substitution out
06:52				0 LAWRENCE T substitution in
06:51	2 WILLIAMS J foul drawn (2)			12 TAYLOR E foul shooting (1 - 8)
06:51	2 WILLIAMS J free throw 1 - 2 missed			
06:51	offensive dead ball rebound (3)			
06:51	2 WILLIAMS J free throw 2 - 2 made (6)	24-11	13	
06:24				0 LAWRENCE T 2pt FG in the paint, jump shot missed
06:13	1 HOLLOWAY A defensive rebound (2)			
06:13	1 HOLLOWAY A turnover lost ball (1)			10 WILLIAMS J steal (2)
06:13	2 WILLIAMS J foul personal (1 - 7)			5 MANJON E foul drawn (4)
06:13				5 MANJON E 1&1 free throw 1 missed
06:13	2 WILLIAMS J defensive rebound (1)			
06:01	44 CARDWELL D 3pt FG , jump shot missed			
05:57				2 LUBIN V defensive rebound (6)
05:34				0 LAWRENCE T 2pt FG in the paint, layup missed
05:30	5 MOORE C defensive rebound (3)			
05:26	0 JOHNSON K turnover lost ball (1)			2 LUBIN V steal (1)



Vanderbilt at Auburn

01/31/24 Neville Arena, Auburn
2023-24 Men's Basketball

Game Time: 8:00 PM
Game Duration: 2:04
Attendance: 9,121

Officials: Doug Shows, Terry Oglesby, Ted Valentine

Game Time	AUB	Score	Diff	VAN
05:18		24-14	10	12 TAYLOR E 3pt FG fast break from turnover, jump shot made (3)
05:18				5 MANJON E assist (1)
04:52	5 MOORE C 2pt FG in the paint, layup blocked			
04:52				2 LUBIN V block (2)
04:45				12 TAYLOR E defensive rebound (1)
04:32	0 JOHNSON K steal (1)			12 TAYLOR E turnover bad pass (2)
04:26	0 JOHNSON K 2pt FG from turnover in the paint, layup missed			
04:26	2 WILLIAMS J offensive rebound (2)			
04:10	2 WILLIAMS J 2pt FG from turnover second chance in the paint, layup missed			
04:10				5 MANJON E defensive rebound (1)
04:10				0 LAWRENCE T 2pt FG in the paint, jump shot blocked
04:10	5 MOORE C block (1)			
04:08				2 LUBIN V offensive rebound (7)
04:08				12 TAYLOR E 2pt FG second chance in the paint, layup missed
04:08				2 LUBIN V offensive rebound (8)
04:08	2 WILLIAMS J foul shooting (2 - 8)			2 LUBIN V foul drawn (3)
04:08		24-15	9	2 LUBIN V free throw 1 - 2 made (6)
04:08	5 MOORE C substitution out			
04:08	10 BAKER-MAZARA C substitution in			
04:08				2 LUBIN V free throw 2 - 2 missed
04:07	10 BAKER-MAZARA C defensive rebound (2)			
03:47	2 WILLIAMS J 3pt FG , jump shot missed			
03:46				defensive dead ball rebound (1)
03:46	10 BAKER-MAZARA C foul personal (1 - 9)			0 LAWRENCE T foul drawn (2)
03:46	Timeout media			
03:46	1 HOLLOWAY A substitution out			
03:46	2 WILLIAMS J substitution out			
03:46	44 CARDWELL D substitution out			
03:46	3 DONALDSON T substitution in			
03:46	4 BROOME J substitution in			
03:46	31 JOHNSON C substitution in			
03:46				0 LAWRENCE T 1&1 free throw 1 missed
03:44				2 LUBIN V offensive rebound (9)
03:43				2 LUBIN V 2pt FG second chance in the paint, layup missed
03:36				2 LUBIN V offensive rebound (10)
03:36		24-17	7	2 LUBIN V 2pt FG second chance in the paint, layup made (8)
03:24	Timeout 30 Sec			
03:24	31 JOHNSON C substitution out			
03:24	2 WILLIAMS J substitution in			
03:22	2 WILLIAMS J foul drawn (3)			5 MANJON E foul personal (2 - 9)
03:22	2 WILLIAMS J 1&1 free throw 1 made (7)	25-17	8	
03:22	2 WILLIAMS J 1&1 free throw 2 made (8)	26-17	9	
02:58		26-19	7	2 LUBIN V 2pt FG in the paint, layup made (10)
02:36	4 BROOME J 3pt FG , jump shot made (5)	29-19	10	
02:36	10 BAKER-MAZARA C assist (2)			
02:36	10 BAKER-MAZARA C foul drawn (1)			10 WILLIAMS J foul flagrant 1 (2 - 10)
02:36				10 WILLIAMS J turnover offensive (1)
02:36	10 BAKER-MAZARA C free throw 1 - 2 made (5)	30-19	11	



Vanderbilt at Auburn

01/31/24 Neville Arena, Auburn
2023-24 Men's Basketball

Game Time: 8:00 PM
Game Duration: 2:04
Attendance: 9,121

Officials: Doug Shows, Terry Oglesby, Ted Valentine

Game Time	AUB	Score	Diff	VAN
02:36	10 BAKER-MAZARA C free throw 2 - 2 made (6)	31-19	12	
02:31	4 BROOME J 2pt FG in the paint, layup made (7)	33-19	14	
02:31	10 BAKER-MAZARA C assist (3)			
02:18				0 LAWRENCE T 2pt FG in the paint, driving layup blocked
02:18	4 BROOME J block (4)			
02:11	10 BAKER-MAZARA C defensive rebound (3)			
01:58	0 JOHNSON K 2pt FG outside the paint, jump shot missed			
01:54				12 TAYLOR E defensive rebound (2)
01:35				2 LUBIN V 3pt FG , jump shot blocked
01:35	4 BROOME J block (5)			
01:34	defensive dead ball rebound (4)			
01:34	0 JOHNSON K foul drawn (1)			12 TAYLOR E foul personal (2 - 11)
01:34	0 JOHNSON K free throw 1 - 2 made (1)	34-19	15	
01:34				10 WILLIAMS J substitution out
01:34				13 PRESLEY M substitution in
01:34	0 JOHNSON K free throw 2 - 2 made (2)	35-19	16	
01:34	0 JOHNSON K substitution out			
01:34	12 JONES D substitution in			
01:19		35-22	13	12 TAYLOR E 3pt FG , jump shot made (6)
01:19				5 MANJON E assist (2)
01:04	3 DONALDSON T 3pt FG , jump shot missed			
00:59	4 BROOME J offensive rebound (3)			
00:57	4 BROOME J 2pt FG second chance in the paint, layup blocked			
00:57				2 LUBIN V block (3)
00:51	4 BROOME J offensive rebound (4)			
00:51	4 BROOME J 2pt FG second chance in the paint, layup made (9)	37-22	15	
00:38		37-25	12	12 TAYLOR E 3pt FG , jump shot made (9)
00:38				5 MANJON E assist (3)
00:09	10 BAKER-MAZARA C 3pt FG , jump shot missed			
00:05				12 TAYLOR E defensive rebound (3)
00:03	2 WILLIAMS J foul shooting (3 - 10)			0 LAWRENCE T foul drawn (3)
00:03		37-26	11	0 LAWRENCE T free throw fast break 1 - 2 made (5)
00:03				5 MANJON E substitution out
00:03				3 LEWIS P substitution in
00:03		37-27	10	0 LAWRENCE T free throw fast break 2 - 2 made (6)
00:00	12 JONES D 2pt FG in the paint, driving layup missed			
00:00	offensive dead ball rebound (5)			
END OF PERIOD				
AUB 37-27 VAN				



Vanderbilt at Auburn

01/31/24 Neville Arena, Auburn
2023-24 Men's Basketball

Game Time: 8:00 PM
Game Duration: 2:04
Attendance: 9,121

Officials: Doug Shows, Terry Oglesby, Ted Valentine

Vanderbilt - 27

NO.	Name	F/G	Min	FG	3P	FT	Rebounds			Fouls		TP	AS	TO	ST	Blocks		+/-
				M-A	M-A	M-A	OR	DR	TOT	PF	FD					BS	BA	
2	Ven-Allen Lubin	F	17:24	3-7	1-2	3-4	6	4	10	1	3	10	0	1	1	3	2	-4
0	Tyrin Lawrence	G	17:38	1-8	0-1	4-5	0	2	2	1	3	6	0	1	0	2	2	-8
5	Ezra Manjon	G	17:20	0-3	0-0	2-3	0	1	1	2	4	2	3	1	0	0	2	-5
10	Jordan Williams	G	13:18	0-0	0-0	0-0	0	3	3	2	0	0	0	1	2	0	0	-9
12	Evan Taylor	G	13:33	3-6	3-5	0-0	0	3	3	2	0	9	0	2	0	0	0	-9
23	Jason Rivera-Torres		06:27	0-2	0-0	0-0	0	1	1	1	0	0	1	0	0	0	1	-1
35	Carter Lang		05:08	0-1	0-0	0-0	0	0	0	2	0	0	0	1	0	0	0	-6
3	Paul Lewis		05:02	0-1	0-0	0-0	0	0	0	0	0	0	0	0	0	0	0	-7
24	JaQualon "JQ" Roberts		02:36	0-1	0-1	0-0	0	0	0	0	0	0	0	0	0	0	0	-6
13	Malik Presley		01:34	0-0	0-0	0-0	0	0	0	0	0	0	0	0	0	0	0	5
Team							1	0	1			0		0				
Totals				7-29	4-9	9-12	7	14	21	11	10	27	4	7	3	5	7	-10

Shooting By Period		
1st FG%	7-29	24.1%
3PT%	4-9	44.4%
FT%	9-12	75%
GM FG%	7-29	24.1%
3PT%	4-9	44.4%
FT%	9-12	75.0%

Dead Ball Rebounds: 0, 1

Technical Fouls::NONE

Auburn - 37

NO.	Name	F/G	Min	FG	3P	FT	Rebounds			Fouls		TP	AS	TO	ST	Blocks		+/-
				M-A	M-A	M-A	OR	DR	TOT	PF	FD					BS	BA	
2	Jaylin Williams	F	15:43	2-4	1-2	3-4	1	1	2	3	3	8	1	1	1	0	0	13
4	Johni Broome	F	12:07	4-6	1-1	0-0	2	2	4	1	1	9	0	0	1	5	1	18
5	Chris Moore	F	05:12	0-3	0-0	0-0	2	1	3	0	0	0	0	0	0	1	1	2
3	Tre Donaldson	G	12:07	1-5	0-1	0-0	1	5	6	0	0	2	3	2	1	0	0	18
12	Denver Jones	G	10:03	3-6	3-5	1-2	0	0	0	0	2	10	0	0	0	0	1	7
10	Chad Baker-Mazara		12:26	2-5	0-1	2-2	1	2	3	1	1	6	3	0	0	0	1	6
31	Chaney Johnson		04:17	0-0	0-0	0-0	0	0	0	2	0	0	0	1	0	0	0	-3
1	Aden Holloway		07:53	0-1	0-1	0-0	0	2	2	0	2	0	1	1	0	0	1	-8
44	Dylan Cardwell		07:53	0-1	0-1	0-2	0	1	1	1	1	0	0	0	0	1	0	-8
0	K.D. Johnson		09:57	0-2	0-0	2-2	0	0	0	1	1	2	0	1	1	0	0	3
24	Lior Berman		02:22	0-0	0-0	0-0	0	0	0	1	0	0	0	0	0	0	0	2
Team							0	2	2			0		0				
Totals				12-33	5-12	8-12	7	16	23	10	11	37	8	6	4	7	5	10

Shooting By Period		
1st FG%	12-33	36.4%
3PT%	5-12	41.7%
FT%	8-12	66.7%
GM FG%	12-33	36.4%
3PT%	5-12	41.7%
FT%	8-12	66.7%

Dead Ball Rebounds: 3, 2

Technical Fouls::NONE

	VAN	AUB
Biggest lead	0 (1st 20:00)	16 (1st 1:34)
Best Scoring Run	6(1st 14:22)	9(1st 6:51)
Lead Changes	0	
Times Tied	0	
Time with Lead	00:00	19:20

Points from	VAN	AUB
Turnovers	7	6
Paint	6	14
Second Chance	3	4
Fast Breaks	7	10
Bench	0	8

	Period by Period Scoring		
	1st	2nd	TOT
VAN	27	27	54
AUB	37	44	81



Vanderbilt at Auburn

01/31/24 Neville Arena, Auburn
2023-24 Men's Basketball

Game Time: 8:00 PM
Game Duration: 2:04
Attendance: 9,121

Officials: Doug Shows, Terry Oglesby, Ted Valentine

Period 2

Quarter Starters:

AUB	3 Donaldson T	4 Broome J	5 Moore C	12 Jones D	31 Johnson C
VAN	0 Lawrence T	2 Lubin V	5 Manjon E	10 Williams J	12 Taylor E

Game Time	AUB	Score	Diff	VAN
20:00	2 WILLIAMS J substitution out			
20:00	10 BAKER-MAZARA C substitution out			
20:00	5 MOORE C substitution in			
20:00	31 JOHNSON C substitution in			
20:00				3 LEWIS P substitution out
20:00				13 PRESLEY M substitution out
20:00				5 MANJON E substitution in
20:00				10 WILLIAMS J substitution in
19:48	12 JONES D 3pt FG , jump shot made (13)	40-27	13	
19:48	3 DONALDSON T assist (4)			
19:17	4 BROOME J foul personal (2 - 1)			5 MANJON E foul drawn (5)
19:06	31 JOHNSON C foul shooting (3 - 2)			12 TAYLOR E foul drawn (1)
19:06		40-28	12	12 TAYLOR E free throw 1 - 2 made (10)
19:06				12 TAYLOR E free throw 2 - 2 missed
19:05	4 BROOME J defensive rebound (5)			
18:50	31 JOHNSON C 3pt FG , jump shot missed			
18:46	offensive rebound (25)			
18:46	31 JOHNSON C substitution out			
18:46	2 WILLIAMS J substitution in			
18:40	4 BROOME J 2pt FG second chance in the paint, layup made (11)	42-28	14	
18:40	2 WILLIAMS J assist (2)			
18:21		42-30	12	0 LAWRENCE T 2pt FG in the paint, driving layup made (8)
18:21				5 MANJON E assist (4)
18:04	12 JONES D 2pt FG in the paint, driving layup made (15)	44-30	14	
17:54				0 LAWRENCE T 3pt FG , jump shot missed
17:49	5 MOORE C defensive rebound (4)			
17:44	3 DONALDSON T turnover out of bounds (3)			
17:44	2 WILLIAMS J substitution out			
17:44	31 JOHNSON C substitution in			
17:31				12 TAYLOR E 3pt FG from turnover, jump shot missed
17:28				2 LUBIN V offensive rebound (11)
17:28	3 DONALDSON T foul shooting (1 - 3)			2 LUBIN V foul drawn (4)
17:28				2 LUBIN V free throw 1 - 2 missed
17:28				offensive dead ball rebound (2)
17:28	5 MOORE C substitution out			
17:28	10 BAKER-MAZARA C substitution in			
17:28		44-31	13	2 LUBIN V free throw 2 - 2 made (11)
17:19	4 BROOME J 2pt FG in the paint, driving layup missed			
17:12	4 BROOME J offensive rebound (6)			
17:12	4 BROOME J 2pt FG second chance in the paint, layup missed			
17:09	3 DONALDSON T offensive rebound (7)			
17:02	4 BROOME J foul drawn (2)			10 WILLIAMS J foul personal (3 - 1)



Vanderbilt at Auburn

01/31/24 Neville Arena, Auburn
2023-24 Men's Basketball

Game Time: 8:00 PM
Game Duration: 2:04
Attendance: 9,121

Officials: Doug Shows, Terry Oglesby, Ted Valentine

Game Time	AUB	Score	Diff	VAN
16:51	31 JOHNSON C 2pt FG second chance in the paint, jump shot made (2)	46-31	15	
16:33				0 LAWRENCE T turnover travel (2)
16:15	10 BAKER-MAZARA C 3pt FG from turnover, jump shot made (9)	49-31	18	
16:15	31 JOHNSON C assist (1)			
15:53				2 LUBIN V 2pt FG in the paint, layup missed
15:48	4 BROOME J defensive rebound (7)			
15:46	12 JONES D 3pt FG , jump shot missed			
15:43				5 MANJON E defensive rebound (2)
15:40	10 BAKER-MAZARA C foul shooting (2 - 4)			5 MANJON E foul drawn (6)
15:40	Timeout media			
15:40	3 DONALDSON T substitution out			
15:40	4 BROOME J substitution out			
15:40	12 JONES D substitution out			
15:40	31 JOHNSON C substitution out			
15:40	0 JOHNSON K substitution in			
15:40	1 HOLLOWAY A substitution in			
15:40	2 WILLIAMS J substitution in			
15:40	44 CARDWELL D substitution in			
15:40				2 LUBIN V substitution out
15:40				10 WILLIAMS J substitution out
15:40				13 PRESLEY M substitution in
15:40				21 KAMATEROS T substitution in
15:40		49-32	17	5 MANJON E free throw 1 - 2 made (3)
15:40				5 MANJON E free throw 2 - 2 missed
15:38	44 CARDWELL D defensive rebound (2)			
15:20	10 BAKER-MAZARA C 2pt FG outside the paint, jump shot made (11)	51-32	19	
15:02				21 KAMATEROS T 3pt FG , jump shot missed
14:59	44 CARDWELL D defensive rebound (3)			
14:49	1 HOLLOWAY A 3pt FG , jump shot missed			
14:46				5 MANJON E defensive rebound (3)
14:38		51-34	17	5 MANJON E 2pt FG in the paint, driving layup made (5)
14:18	10 BAKER-MAZARA C 3pt FG , jump shot missed			
14:15				0 LAWRENCE T defensive rebound (3)
14:07	10 BAKER-MAZARA C foul shooting (3 - 5)			0 LAWRENCE T foul drawn (4)
14:07		51-35	16	0 LAWRENCE T free throw 1 - 2 made (9)
14:07				5 MANJON E substitution out
14:07				3 LEWIS P substitution in
14:07		51-36	15	0 LAWRENCE T free throw 2 - 2 made (10)
14:07	10 BAKER-MAZARA C substitution out			
14:07	24 BERMAN L substitution in			
14:07				0 LAWRENCE T substitution out
14:07				23 RIVERA-TORRES J substitution in
13:51	1 HOLLOWAY A 3pt FG , jump shot missed			
13:49	offensive dead ball rebound (6)			
13:49	44 CARDWELL D foul drawn (2)			12 TAYLOR E foul personal (3 - 2)
13:49	24 BERMAN L 2pt FG second chance in the paint, layup made (2)	53-36	17	



Vanderbilt at Auburn

01/31/24 Neville Arena, Auburn
2023-24 Men's Basketball

Game Time: 8:00 PM
Game Duration: 2:04
Attendance: 9,121

Officials: Doug Shows, Terry Oglesby, Ted Valentine

Game Time	AUB	Score	Diff	VAN
13:49	2 WILLIAMS J assist (3)			
13:49	24 BERMAN L foul drawn (1)			12 TAYLOR E foul shooting (4 - 3)
13:49	2 WILLIAMS J substitution out			
13:49	31 JOHNSON C substitution in			
13:49	24 BERMAN L free throw 1 - 1 made (3)	54-36	18	
13:28	jump ball situation			
13:24		54-38	16	12 TAYLOR E 2pt FG in the paint, jump shot made (12)
13:03	0 JOHNSON K turnover lost ball (2)			23 RIVERA-TORRES J steal (1)
12:55				3 LEWIS P 2pt FG from turnover in the paint, jump shot missed
12:51	31 JOHNSON C defensive rebound (1)			
12:46	1 HOLLOWAY A 3pt FG , jump shot missed			
12:44				23 RIVERA-TORRES J defensive rebound (2)
12:44	44 CARDWELL D foul personal (2 - 6)			23 RIVERA-TORRES J foul drawn (1)
12:44				12 TAYLOR E substitution out
12:44				2 LUBIN V substitution in
12:19		54-40	14	3 LEWIS P 2pt FG in the paint, driving layup made (2)
11:59	44 CARDWELL D 2pt FG in the paint, layup missed			
11:55				21 KAMATEROS T defensive rebound (1)
11:48				3 LEWIS P 2pt FG in the paint, jump shot missed
11:44	24 BERMAN L defensive rebound (1)			
11:35	31 JOHNSON C 3pt FG , jump shot missed			
11:32	31 JOHNSON C offensive rebound (2)			
11:31	31 JOHNSON C turnover bad pass (2)			
11:31	Timeout media			
11:31	0 JOHNSON K substitution out			
11:31	1 HOLLOWAY A substitution out			
11:31	24 BERMAN L substitution out			
11:31	31 JOHNSON C substitution out			
11:31	44 CARDWELL D substitution out			
11:31	2 WILLIAMS J substitution in			
11:31	3 DONALDSON T substitution in			
11:31	4 BROOME J substitution in			
11:31	5 MOORE C substitution in			
11:31	12 JONES D substitution in			
11:06				2 LUBIN V turnover bad pass (2)
10:51	4 BROOME J turnover bad pass (1)			3 LEWIS P steal (1)
10:27				21 KAMATEROS T 3pt FG from turnover, jump shot missed
10:19				2 LUBIN V offensive rebound (12)
10:19		54-42	12	2 LUBIN V 2pt FG from turnover second chance in the paint, layup made (13)
10:06	2 WILLIAMS J 3pt FG , jump shot made (11)	57-42	15	
10:06	4 BROOME J assist (1)			
09:37		57-44	13	2 LUBIN V 2pt FG in the paint, layup made (15)
09:12	4 BROOME J foul drawn (3)			21 KAMATEROS T foul personal (1 - 4)
09:12				2 LUBIN V substitution out
09:12				12 TAYLOR E substitution in
09:07	2 WILLIAMS J 3pt FG , jump shot made (14)	60-44	16	
09:07	4 BROOME J assist (2)			
08:56	3 DONALDSON T steal (2)			23 RIVERA-TORRES J turnover lost ball (1)



Vanderbilt at Auburn

01/31/24 Neville Arena, Auburn
2023-24 Men's Basketball

Game Time: 8:00 PM
Game Duration: 2:04
Attendance: 9,121

Officials: Doug Shows, Terry Oglesby, Ted Valentine

Game Time	AUB	Score	Diff	VAN
08:32	2 WILLIAMS J 2pt FG from turnover in the paint, layup made (16)	62-44	18	
08:32	4 BROOME J assist (3)			
08:18				3 LEWIS P 2pt FG in the paint, driving layup missed
08:13	5 MOORE C defensive rebound (5)			
08:11	12 JONES D foul drawn (3)			13 PRESLEY M foul shooting (1 - 5)
08:11	12 JONES D free throw fast break 1 - 2 made (16)	63-44	19	
08:11				13 PRESLEY M substitution out
08:11				23 RIVERA-TORRES J substitution out
08:11				0 LAWRENCE T substitution in
08:11				5 MANJON E substitution in
08:11	12 JONES D free throw fast break 2 - 2 made (17)	64-44	20	
07:56				12 TAYLOR E 3pt FG , jump shot missed
07:52	4 BROOME J defensive rebound (8)			
07:37	12 JONES D 2pt FG outside the paint, jump shot made (19)	66-44	22	
07:37	3 DONALDSON T assist (5)			
07:24				5 MANJON E 2pt FG in the paint, jump shot missed
07:24				offensive dead ball rebound (3)
07:24	5 MOORE C foul personal (1 - 7)			12 TAYLOR E foul drawn (2)
07:24	Timeout media			
07:24	5 MOORE C substitution out			
07:24	10 BAKER-MAZARA C substitution in			
07:24		66-45	21	12 TAYLOR E 1&1 free throw 1 made (13)
07:24		66-46	20	12 TAYLOR E 1&1 free throw 2 made (14)
07:06	2 WILLIAMS J foul drawn (4)			12 TAYLOR E foul personal (5 - 6)
07:06				12 TAYLOR E substitution out
07:06				10 WILLIAMS J substitution in
07:01	4 BROOME J 2pt FG in the paint, layup made (13)	68-46	22	
07:01	10 BAKER-MAZARA C assist (4)			
06:42				10 WILLIAMS J 3pt FG , jump shot missed
06:36	defensive rebound (37)			
06:26	12 JONES D 3pt FG , jump shot missed			
06:22				0 LAWRENCE T defensive rebound (4)
06:00				5 MANJON E 2pt FG in the paint, driving layup missed
05:54				21 KAMATEROS T offensive rebound (2)
05:54				21 KAMATEROS T 2pt FG second chance in the paint, layup missed
05:51				5 MANJON E offensive rebound (4)
05:51				5 MANJON E 2pt FG second chance in the paint, layup missed
05:50	4 BROOME J defensive rebound (9)			
05:48	3 DONALDSON T turnover lost ball (4)			21 KAMATEROS T steal (1)
05:40				0 LAWRENCE T 3pt FG from turnover, jump shot missed
05:36	10 BAKER-MAZARA C defensive rebound (4)			
05:21	4 BROOME J 3pt FG , jump shot made (16)	71-46	25	
05:21	2 WILLIAMS J assist (4)			
05:00	10 BAKER-MAZARA C foul shooting (4 - 8)			0 LAWRENCE T foul drawn (5)
05:00				0 LAWRENCE T free throw 1 - 2 missed
05:00				offensive dead ball rebound (4)
05:00	3 DONALDSON T substitution out			
05:00	1 HOLLOWAY A substitution in			



Vanderbilt at Auburn

01/31/24 Neville Arena, Auburn
2023-24 Men's Basketball

Game Time: 8:00 PM
Game Duration: 2:04
Attendance: 9,121

Officials: Doug Shows, Terry Oglesby, Ted Valentine

Game Time	AUB	Score	Diff	VAN
05:00				21 KAMATEROS T substitution out
05:00				2 LUBIN V substitution in
05:00				0 LAWRENCE T free throw 2 - 2 missed
04:58	4 BROOME J defensive rebound (10)			
04:45	2 WILLIAMS J 2pt FG in the paint, dunk, made (18)	73-46	27	
04:45	4 BROOME J assist (4)			
04:28				0 LAWRENCE T turnover lost ball (3)
04:17	2 WILLIAMS J foul drawn (5)			0 LAWRENCE T foul shooting (2 - 7)
04:17	2 WILLIAMS J free throw 1 - 2 missed			
04:17	offensive dead ball rebound (7)			
04:17	2 WILLIAMS J free throw 2 - 2 made (19)	74-46	28	
03:53				2 LUBIN V 2pt FG in the paint, jump shot missed
03:50	4 BROOME J defensive rebound (11)			
03:47	1 HOLLOWAY A foul drawn (3)			2 LUBIN V foul shooting (2 - 8)
03:47	Timeout media			
03:47	4 BROOME J substitution out			
03:47	44 CARDWELL D substitution in			
03:47	1 HOLLOWAY A free throw 1 - 2 made (1)	75-46	29	
03:47	1 HOLLOWAY A free throw 2 - 2 missed			
03:46				0 LAWRENCE T defensive rebound (5)
03:17				5 MANJON E 3pt FG , jump shot missed
03:14	1 HOLLOWAY A defensive rebound (3)			
03:09	2 WILLIAMS J 2pt FG fast break in the paint, layup made (21)	77-46	31	
03:09	1 HOLLOWAY A assist (2)			
02:54				3 LEWIS P 2pt FG in the paint, jump shot missed
02:52	10 BAKER-MAZARA C defensive rebound (5)			
02:51	2 WILLIAMS J substitution out			
02:51	10 BAKER-MAZARA C substitution out			
02:51	24 BERMAN L substitution in			
02:51	31 JOHNSON C substitution in			
02:34	1 HOLLOWAY A 3pt FG , jump shot missed			
02:30				0 LAWRENCE T defensive rebound (6)
02:28	1 HOLLOWAY A foul shooting (1 - 9)			0 LAWRENCE T foul drawn (6)
02:28		77-47	30	0 LAWRENCE T free throw fast break 1 - 2 made (11)
02:28		77-48	29	0 LAWRENCE T free throw fast break 2 - 2 made (12)
02:14	24 BERMAN L foul drawn (2)			10 WILLIAMS J foul shooting (4 - 9)
02:14	24 BERMAN L free throw 1 - 2 made (4)	78-48	30	
02:14				10 WILLIAMS J substitution out
02:14				25 KEEFFE M substitution in
02:14	24 BERMAN L free throw 2 - 2 made (5)	79-48	31	
02:14	1 HOLLOWAY A substitution out			
02:14	12 JONES D substitution out			
02:14	31 JOHNSON C substitution out			
02:14	44 CARDWELL D substitution out			
02:14	20 SOBERA C substitution in			
02:14	21 MUSCHALEK B substitution in			
02:14	23 SCOTT A substitution in			
02:14	55 HARPER J substitution in			
01:53	23 SCOTT A foul shooting (1 - 10)			2 LUBIN V foul drawn (5)



Vanderbilt at Auburn

01/31/24 Neville Arena, Auburn
2023-24 Men's Basketball

Game Time: 8:00 PM

Game Duration: 2:04

Attendance: 9,121

Officials: Doug Shows, Terry Oglesby, Ted Valentine

Game Time	AUB	Score	Diff	VAN
01:53		79-49	30	2 LUBIN V free throw 1 - 2 made (16)
01:53				0 LAWRENCE T substitution out
01:53				5 MANJON E substitution out
01:53				13 PRESLEY M substitution in
01:53				23 RIVERA-TORRES J substitution in
01:53		79-50	29	2 LUBIN V free throw 2 - 2 made (17)
01:53				2 LUBIN V substitution out
01:53				35 LANG C substitution in
01:40	21 MUSCHALEK B turnover bad pass (1)			
01:23		79-52	27	35 LANG C 2pt FG from turnover in the paint, layup made (2)
01:23				3 LEWIS P assist (1)
01:16	23 SCOTT A foul offensive (2 - 11)			23 RIVERA-TORRES J foul drawn (2)
01:16	23 SCOTT A turnover offensive (1)			
01:04				25 KEEFFE M 2pt FG from turnover outside the paint, jump shot missed
01:01	24 BERMAN L defensive rebound (2)			
00:48	24 BERMAN L 2pt FG in the paint, driving layup missed			
00:44	20 SOBERA C offensive rebound (1)			
00:44	20 SOBERA C 2pt FG second chance in the paint, layup missed			
00:44				35 LANG C defensive rebound (1)
00:44				35 LANG C turnover bad pass (2)
00:31	23 SCOTT A 2pt FG from turnover in the paint, dunk, made (2)	81-52	29	
00:31	55 HARPER J assist (1)			
00:21		81-54	27	3 LEWIS P 2pt FG in the paint, jump shot made (4)
END OF GAME				
AUB 81-54 VAN				



Vanderbilt at Auburn

01/31/24 Neville Arena, Auburn
2023-24 Men's Basketball

Game Time: 8:00 PM
Game Duration: 2:04
Attendance: 9,121

Officials: Doug Shows, Terry Oglesby, Ted Valentine

Vanderbilt - 27

NO.	Name	F/G	Min	FG			Rebounds			Fouls		TP	AS	TO	ST	Blocks		+/-
				M-A	M-A	M-A	OR	DR	TOT	PF	FD					BS	BA	
2	Ven-Allen Lubin	F	10:59	2-4	0-0	3-4	2	0	2	1	2	7	0	1	0	0	0	-9
0	Tyrin Lawrence	G	12:11	1-3	0-2	4-6	0	4	4	1	3	6	0	2	0	0	0	-16
5	Ezra Manjon	G	12:11	1-5	0-1	1-2	1	2	3	0	2	3	1	0	0	0	0	-17
10	Jordan Williams	G	09:12	0-1	0-1	0-0	0	0	0	2	0	0	0	0	0	0	0	-18
12	Evan Taylor	G	09:22	1-3	0-2	3-4	0	0	0	3	2	5	0	0	0	0	0	-13
13	Malik Presley		09:22	0-0	0-0	0-0	0	0	0	1	0	0	0	0	0	0	0	2
21	Tasos Kamateros		10:40	0-3	0-2	0-0	1	1	2	1	0	0	0	0	1	0	0	-7
3	Paul Lewis		14:07	2-6	0-0	0-0	0	0	0	0	0	4	1	0	1	0	0	-11
23	Jason Rivera-Torres		07:49	0-0	0-0	0-0	0	1	1	0	2	0	0	1	1	0	0	-1
25	Miles Keeffe		02:14	0-1	0-0	0-0	0	0	0	0	0	0	0	0	0	0	0	3
35	Carter Lang		01:53	1-1	0-0	0-0	0	1	1	0	0	2	0	1	0	0	0	2
Team							0	0	0			0		0				
Totals				8-27	0-8	11-16	4	9	13	9	11	27	2	5	3	0	0	-17

Shooting By Period		
2 nd FG%	8-27	29.6%
3PT%	0-8	0.0%
FT%	11-16	68.8%
GM FG%	8-27	29.6%
3PT%	0-8	0.0%
FT%	11-16	68.8%

Dead Ball Rebounds: 3, 0

Technical Fouls::NONE

Auburn - 44

NO.	Name	F/G	Min	FG			Rebounds			Fouls		TP	AS	TO	ST	Blocks		+/-
				M-A	M-A	M-A	OR	DR	TOT	PF	FD					BS	BA	
2	Jaylin Williams	F	11:33	5-5	2-2	1-2	0	0	0	0	2	13	3	0	0	0	0	18
4	Johni Broome	F	12:04	3-5	1-1	0-0	1	6	7	1	2	7	4	1	0	0	0	22
5	Chris Moore	F	06:39	0-0	0-0	0-0	0	2	2	1	0	0	0	0	0	0	0	12
3	Tre Donaldson	G	10:51	0-0	0-0	0-0	1	0	1	1	0	0	2	2	1	0	0	19
12	Denver Jones	G	13:37	3-5	1-3	2-2	0	0	0	0	1	9	0	0	0	0	0	25
31	Chaney Johnson		06:13	1-3	0-2	0-0	1	1	2	1	0	2	1	1	0	0	0	3
10	Chad Baker-Mazara		07:54	2-3	1-2	0-0	0	2	2	3	0	5	1	0	0	0	0	10
0	K.D. Johnson		04:09	0-0	0-0	0-0	0	0	0	0	0	0	0	1	0	0	0	-4
1	Aden Holloway		06:55	0-4	0-4	1-2	0	1	1	1	1	1	1	0	0	0	0	2
44	Dylan Cardwell		05:42	0-1	0-0	0-0	0	2	2	1	1	0	0	0	0	0	0	-1
24	Lior Berman		05:27	1-2	0-0	3-3	0	2	2	0	2	5	0	0	0	0	0	-5
20	Carter Sobera		02:14	0-1	0-0	0-0	1	0	1	0	0	0	0	0	0	0	0	-4
21	Blake Muschalek		02:14	0-0	0-0	0-0	0	0	0	0	0	0	0	1	0	0	0	-4
23	Addarin Scott		02:14	1-1	0-0	0-0	0	0	0	2	0	2	0	1	0	0	0	-4
55	Jalen Harper		02:14	0-0	0-0	0-0	0	0	0	0	0	0	1	0	0	0	0	-4
Team							1	1	2			0		0				
Totals				16-30	5-14	7-9	5	17	22	11	9	44	13	7	1	0	0	17

Shooting By Period		
2 nd FG%	16-30	53.3%
3PT%	5-14	35.7%
FT%	7-9	77.8%
GM FG%	16-30	53.3%
3PT%	5-14	35.7%
FT%	7-9	77.8%

Dead Ball Rebounds: 2, 0

Technical Fouls::NONE

	VAN	AUB
Biggest lead	0 (1 st 20:00)	31 (2 nd 3:09)
Best Scoring Run	6(2 nd 10:19)	11(2 nd 3:09)
Lead Changes	0	
Times Tied	0	
Time with Lead	00:00	19:48

Points from	VAN	AUB
Turnovers	5	8
Paint	16	18
Second Chance	5	7
Fast Breaks	2	4
Bench	6	15

	Period by Period Scoring		
	1st	2nd	TOT
VAN	27	27	54
AUB	37	44	81



Vanderbilt at Auburn

01/31/24 Neville Arena, Auburn
2023-24 Men's Basketball

Game Time: 8:00 PM
Game Duration: 2:04
Attendance: 9,121

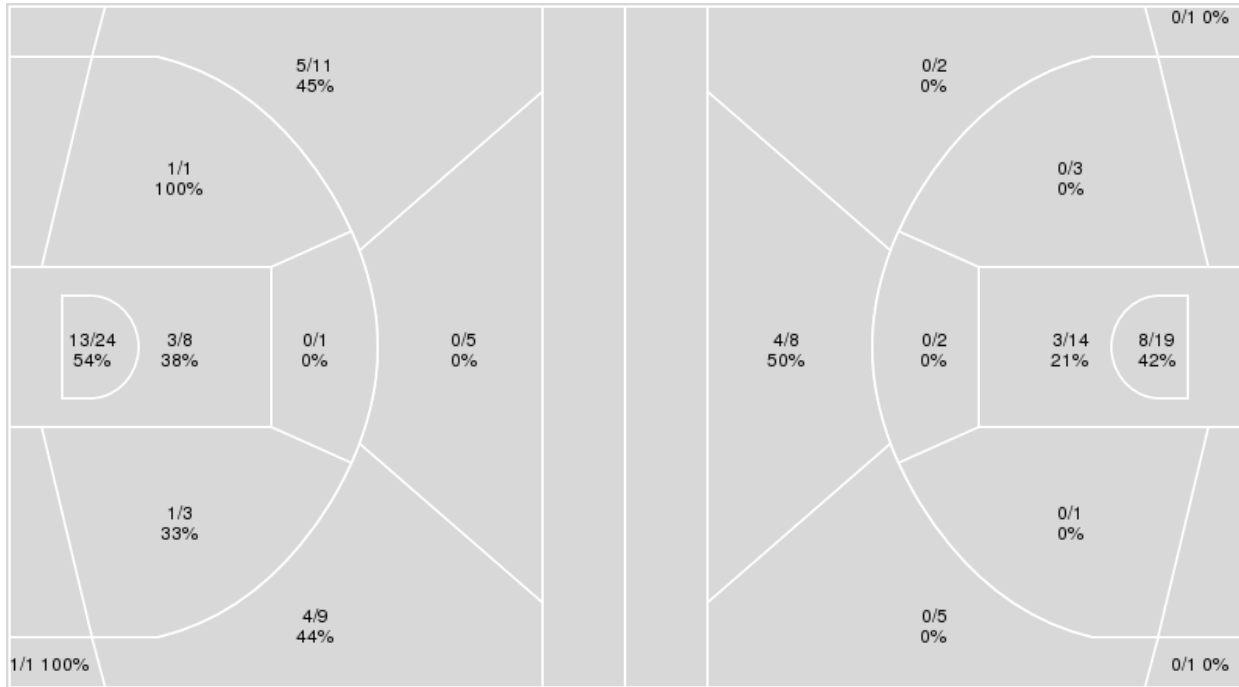
Officials: Doug Shows, Terry Oglesby, Ted Valentine

{ Players => All; } FG Types => All; Results => All;

{ Players => 0, 1, 2, 3, 4, 5, 10, 12, 13, 15, 21, 22, 23, 24, 25, 34, 35; }
FG Types => All; Results => All;

Auburn

Vanderbilt



Auburn	M/A	%
Field Goals	28/63	44
2 Points	18/37	49
3 Points	10/26	38
Free Throws	15/21	71

Vanderbilt	M/A	%
Field Goals	15/56	27
2 Points	11/39	28
3 Points	4/17	24
Free Throws	20/28	71



Vanderbilt at Auburn

01/31/24 Neville Arena, Auburn
2023-24 Men's Basketball

Game Time: 8:00 PM
Game Duration: 2:04
Attendance: 9,121

Officials: Doug Shows, Terry Oglesby, Ted Valentine

Vanderbilt

No	Name	Mins		Score		Points Diff		Points per Min		Assists		Rebounds		Steals		Turnovers	
		On	Off	On	Off	On	Off	On	Off	On	Off	On	Off	On	Off	On	Off
0	Tyrin Lawrence	29:49	10:11	41 - 65	13 - 16	-24	-3	1.38	1.28	5	1	27	7	4	2	8	4
2	Ven-Allen Lubin	28:23	11:37	41 - 54	13 - 27	-13	-14	1.44	1.12	5	1	26	8	4	2	9	3
3	Paul Lewis	19:09	20:51	20 - 38	34 - 43	-18	-9	1.04	1.63	1	5	13	21	3	3	6	6
5	Ezra Manjon	29:31	10:29	39 - 61	15 - 20	-22	-5	1.32	1.43	5	1	29	5	4	2	8	4
10	Jordan Williams	22:30	17:30	21 - 48	33 - 33	-27	0	0.93	1.89	2	4	23	11	4	2	7	5
12	Evan Taylor	22:55	17:05	31 - 53	23 - 28	-22	-5	1.35	1.35	4	2	20	14	4	2	7	5
13	Malik Presley	10:56	29:04	26 - 19	28 - 62	7	-34	2.38	0.96	3	3	7	27	2	4	3	9
21	Tasos Kamateros	10:40	29:20	15 - 22	39 - 59	-7	-20	1.41	1.33	0	6	8	26	3	3	2	10
23	Jason Rivera-Torres	14:16	25:44	22 - 24	32 - 57	-2	-25	1.54	1.24	2	4	10	24	2	4	5	7
24	JaQualon "JQ" Roberts	02:36	37:24	0 - 6	54 - 75	-6	-21	0.00	1.44	0	6	1	33	0	6	1	11
25	Miles Keefe	02:14	37:46	6 - 3	48 - 78	3	-30	2.69	1.27	1	5	1	33	0	6	1	11
35	Carter Lang	07:01	32:59	8 - 12	46 - 69	-4	-23	1.14	1.39	2	4	5	29	0	6	3	9

Auburn

No	Name	Mins		Score		Points Diff		Points per Min		Assists		Rebounds		Steals		Turnovers	
		On	Off	On	Off	On	Off	On	Off	On	Off	On	Off	On	Off	On	Off
0	K.D. Johnson	14:06	25:54	23 - 24	58 - 30	-1	28	1.63	2.24	5	16	14	31	2	3	5	8
1	Aden Holloway	14:48	25:12	18 - 24	63 - 30	-6	33	1.22	2.50	5	16	16	29	1	4	5	8
2	Jaylin Williams	27:16	12:44	62 - 31	19 - 23	31	-4	2.27	1.49	17	4	32	13	5	0	8	5
3	Tre Donaldson	22:58	17:02	61 - 24	20 - 30	37	-10	2.66	1.17	15	6	27	18	4	1	6	7
4	Johni Broome	24:11	15:49	64 - 24	17 - 30	40	-13	2.65	1.07	16	5	29	16	4	1	6	7
5	Chris Moore	11:51	28:09	25 - 11	56 - 43	14	13	2.11	1.99	8	13	13	32	3	2	5	8
10	Chad Baker-Mazara	20:20	19:40	47 - 31	34 - 23	16	11	2.31	1.73	11	10	23	22	1	4	4	9
12	Denver Jones	23:40	16:20	56 - 24	25 - 30	32	-5	2.37	1.53	15	6	29	16	3	2	6	7
20	Carter Sobera	02:14	37:46	2 - 6	79 - 48	-4	31	0.90	2.09	1	20	2	43	0	5	2	11
21	Blake Muschalek	02:14	37:46	2 - 6	79 - 48	-4	31	0.90	2.09	1	20	2	43	0	5	2	11
23	Addarin Scott	02:14	37:46	2 - 6	79 - 48	-4	31	0.90	2.09	1	20	2	43	0	5	2	11
24	Lior Berman	07:49	32:11	9 - 12	72 - 42	-3	30	1.15	2.24	2	19	9	36	1	4	4	9
31	Chaney Johnson	10:30	29:30	17 - 17	64 - 37	0	27	1.62	2.17	3	18	11	34	0	5	3	10
44	Dylan Cardwell	13:35	26:25	15 - 24	66 - 30	-9	36	1.10	2.50	4	17	14	31	1	4	5	8
55	Jalen Harper	02:14	37:46	2 - 6	79 - 48	-4	31	0.90	2.09	1	20	2	43	0	5	2	11



Vanderbilt at Auburn

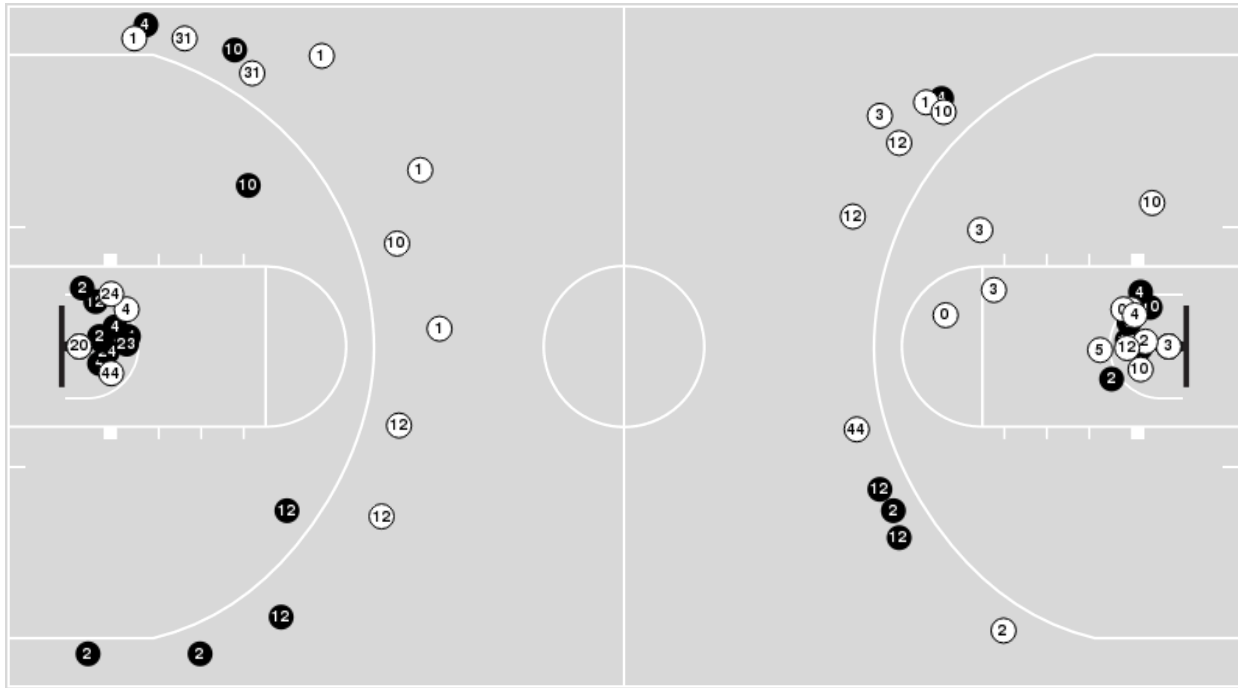
01/31/24 Neville Arena, Auburn
2023-24 Men's Basketball

Officials: Doug Shows, Terry Oglesby, Ted Valentine

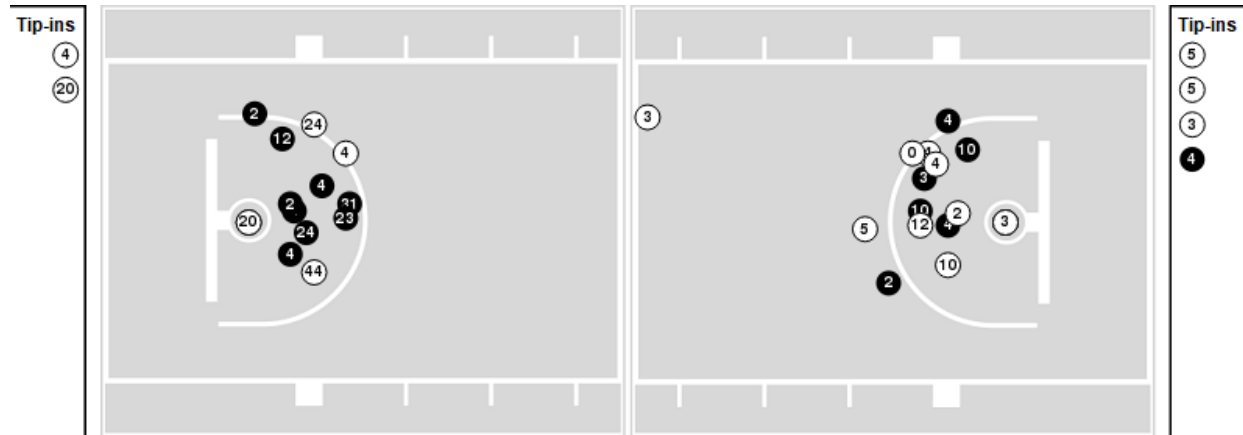
Players => AllFG Types=>AllResults=>All

Auburn

All Field Goals



Blow Up Chart



● Made ○ Missed N - Player Number

Auburn	M/A	%
Field Goals	28/63	44
2 Points	18/37	49
3 Points	10/26	38
Free Throws	15/21	71

Auburn	M/A	%
Points in the Paint	32 (16 / 32)	50
Fast Break Points	14 (7/7)	100
Second Chance Points	11 (6/13)	46
Effective FG%	52	



Vanderbilt at Auburn

01/31/24 Neville Arena, Auburn
2023-24 Men's Basketball

Game Time: 8:00 PM
Game Duration: 2:04
Attendance: 9,121

Officials: Doug Shows, Terry Oglesby, Ted Valentine

Vanderbilt

Lineup	Quarter On	Time On	Quarter Off	Time Off	Time on Court	Score	Score Diff	Reb	Stl	Tov	Ass	PPP
0- Lawrence T/2- Lubin V/5- Manjon E/10- Williams J/12- Taylor E/	1	20:00	1	15:41	04:19	2-11	-9	3	1	2	0	0.2907
0- Lawrence T/2- Lubin V/5- Manjon E/10- Williams J/23- Rivera-Torres J/	1	15:41	1	14:22	01:19	5-0	5	2	0	0	0	2.1552
0- Lawrence T/2- Lubin V/5- Manjon E/23- Rivera-Torres J/35- Lang C/	1	14:22	1	11:50	02:32	4-4	0	3	0	1	1	0.9009
0- Lawrence T/3- Lewis P/23- Rivera-Torres J/24- Roberts J/35- Lang C/	1	11:50	1	09:14	02:36	0-6	-6	1	0	1	0	0.0000
2- Lubin V/3- Lewis P/5- Manjon E/10- Williams J/12- Taylor E/	1	09:14	1	06:52	02:22	0-2	-2	3	0	1	0	0.0000
0- Lawrence T/2- Lubin V/5- Manjon E/10- Williams J/12- Taylor E/	1	06:52	1	01:34	05:18	8-11	-3	8	2	2	1	0.8197
0- Lawrence T/2- Lubin V/5- Manjon E/12- Taylor E/13- Presley M/	1	01:34	1	00:03	01:30	7-3	4	1	0	0	2	2.8689
0- Lawrence T/2- Lubin V/3- Lewis P/12- Taylor E/13- Presley M/	1	00:03	2	20:00	00:03	1-0	1	0	0	0	0	2.2727
0- Lawrence T/2- Lubin V/5- Manjon E/10- Williams J/12- Taylor E/	2	20:00	2	15:40	04:20	4-12	-8	2	0	1	1	0.6944
0- Lawrence T/5- Manjon E/12- Taylor E/13- Presley M/21- Kamateros T/	2	15:40	2	14:07	01:33	4-2	2	2	0	0	0	1.2048
0- Lawrence T/3- Lewis P/12- Taylor E/13- Presley M/21- Kamateros T/	2	14:07	2	14:07	00:00	1-0	1	0	0	0	0	2.2727
3- Lewis P/12- Taylor E/13- Presley M/21- Kamateros T/23- Rivera-Torres J/	2	14:07	2	12:44	01:23	2-3	-1	1	1	0	0	1.0000
2- Lubin V/3- Lewis P/13- Presley M/21- Kamateros T/23- Rivera-Torres J/	2	12:44	2	09:12	03:32	6-3	3	2	1	1	0	1.2000
3- Lewis P/12- Taylor E/13- Presley M/21- Kamateros T/23- Rivera-Torres J/	2	09:12	2	08:11	01:01	0-6	-6	0	0	1	0	0.0000
0- Lawrence T/3- Lewis P/5- Manjon E/12- Taylor E/21- Kamateros T/	2	08:11	2	07:06	01:05	2-3	-1	0	0	0	0	0.6944
0- Lawrence T/3- Lewis P/5- Manjon E/10- Williams J/21- Kamateros T/	2	07:06	2	05:00	02:06	0-5	-5	3	1	0	0	0.0000
0- Lawrence T/2- Lubin V/3- Lewis P/5- Manjon E/10- Williams J/	2	05:00	2	02:14	02:46	2-7	-5	2	0	1	0	0.3759
0- Lawrence T/2- Lubin V/3- Lewis P/5- Manjon E/25- Keeffe M/	2	02:14	2	01:53	00:21	1-1	0	0	0	0	0	2.2727
2- Lubin V/3- Lewis P/13- Presley M/23- Rivera-Torres J/25- Keeffe M/	2	01:53	2	01:53	00:00	1-0	1	0	0	0	0	2.2727
3- Lewis P/13- Presley M/23- Rivera-Torres J/25- Keeffe M/35- Lang C/	2	01:53	2	00:00	01:53	4-2	2	1	0	1	1	1.0000



Vanderbilt at Auburn

01/31/24 Neville Arena, Auburn
2023-24 Men's Basketball

Game Time: 8:00 PM
Game Duration: 2:04
Attendance: 9,121

Officials: Doug Shows, Terry Oglesby, Ted Valentine

Auburn

Lineup	Quarter On	Time On	Quarter Off	Time Off	Time on Court	Score	Score Diff	Reb	Stl	Tov	Ass	PPP
2- Williams J/ 3- Donaldson T/ 4- Broome J/ 5- Moore C/ 12- Jones D/	1	20:00	1	17:32	02:28	5-0	5	4	1	1	2	1.2500
2- Williams J/ 3- Donaldson T/ 4- Broome J/ 10- Baker-Mazara C/ 12- Jones D/	1	17:32	1	17:21	00:11	0-0	0	0	0	1	0	0.0000
3- Donaldson T/ 4- Broome J/ 10- Baker-Mazara C/ 12- Jones D/ 31- Johnson C/	1	17:21	1	15:41	01:40	6-2	4	2	0	0	1	3.0000
1- Holloway A/ 10- Baker-Mazara C/ 12- Jones D/ 31- Johnson C/ 44- Cardwell D/	1	15:41	1	15:03	00:38	0-2	-2	0	0	1	0	0.0000
0- Johnson K/ 1- Holloway A/ 10- Baker-Mazara C/ 31- Johnson C/ 44- Cardwell D/	1	15:03	1	14:22	00:41	0-3	-3	0	0	0	0	0.0000
0- Johnson K/ 1- Holloway A/ 2- Williams J/ 10- Baker-Mazara C/ 44- Cardwell D/	1	14:22	1	11:50	02:32	4-4	0	1	0	0	2	1.0309
0- Johnson K/ 2- Williams J/ 3- Donaldson T/ 4- Broome J/ 10- Baker-Mazara C/	1	11:50	1	10:24	01:26	2-0	2	2	1	1	0	0.6667
2- Williams J/ 3- Donaldson T/ 4- Broome J/ 10- Baker-Mazara C/ 12- Jones D/	1	10:24	1	09:14	01:10	4-0	4	2	0	0	1	2.7778
2- Williams J/ 3- Donaldson T/ 4- Broome J/ 12- Jones D/ 24- Berman L/	1	09:14	1	07:48	01:26	2-0	2	3	1	0	0	0.5814
1- Holloway A/ 12- Jones D/ 24- Berman L/ 31- Johnson C/ 44- Cardwell D/	1	07:48	1	06:52	00:56	0-0	0	1	0	0	0	0.0000
0- Johnson K/ 1- Holloway A/ 2- Williams J/ 5- Moore C/ 44- Cardwell D/	1	06:52	1	04:08	02:44	1-4	-3	4	1	2	0	0.1701
0- Johnson K/ 1- Holloway A/ 2- Williams J/ 10- Baker-Mazara C/ 44- Cardwell D/	1	04:08	1	03:46	00:22	0-0	0	1	0	0	0	0.0000
0- Johnson K/ 3- Donaldson T/ 4- Broome J/ 10- Baker-Mazara C/ 31- Johnson C/	1	03:46	1	03:24	00:22	0-2	-2	0	0	0	0	0.0000
0- Johnson K/ 2- Williams J/ 3- Donaldson T/ 4- Broome J/ 10- Baker-Mazara C/	1	03:24	1	01:34	01:50	11-2	9	1	0	0	2	1.9504
2- Williams J/ 3- Donaldson T/ 4- Broome J/ 10- Baker-Mazara C/ 12- Jones D/	1	01:34	2	20:00	01:34	2-8	-6	2	0	0	0	0.6667
3- Donaldson T/ 4- Broome J/ 5- Moore C/ 12- Jones D/ 31- Johnson C/	2	20:00	2	18:46	01:14	3-1	2	2	0	0	1	3.0000
2- Williams J/ 3- Donaldson T/ 4- Broome J/ 5- Moore C/ 12- Jones D/	2	18:46	2	17:44	01:02	4-2	2	1	0	1	1	1.3333
3- Donaldson T/ 4- Broome J/ 5- Moore C/ 12- Jones D/ 31- Johnson C/	2	17:44	2	17:28	00:16	0-0	0	0	0	0	0	0.0000
3- Donaldson T/ 4- Broome J/ 10- Baker-Mazara C/ 12- Jones D/ 31- Johnson C/	2	17:28	2	15:40	01:48	5-1	4	3	0	0	1	1.6667
0- Johnson K/ 1- Holloway A/ 2- Williams J/ 10- Baker-Mazara C/ 44- Cardwell D/	2	15:40	2	14:07	01:33	2-5	-3	2	0	0	0	0.6667
0- Johnson K/ 1- Holloway A/ 2- Williams J/ 24- Berman L/ 44- Cardwell D/	2	14:07	2	13:49	00:18	2-0	2	0	0	0	1	1.0000
0- Johnson K/ 1- Holloway A/ 24- Berman L/ 31- Johnson C/ 44- Cardwell D/	2	13:49	2	11:31	02:18	1-4	-3	3	0	2	0	0.2252
2- Williams J/ 3- Donaldson T/ 4- Broome J/ 5- Moore C/ 12- Jones D/	2	11:31	2	07:24	04:07	12-4	8	2	1	1	4	2.0408
2- Williams J/ 3- Donaldson T/ 4- Broome J/ 10- Baker-Mazara C/ 12- Jones D/	2	07:24	2	05:00	02:24	5-2	3	3	0	1	2	1.2500
1- Holloway A/ 2- Williams J/ 4- Broome J/ 10- Baker-Mazara C/ 12- Jones D/	2	05:00	2	03:47	01:13	3-0	3	2	0	0	1	1.5957
1- Holloway A/ 2- Williams J/ 10- Baker-Mazara C/ 12- Jones D/ 44- Cardwell D/	2	03:47	2	02:51	00:56	3-0	3	2	0	0	1	1.5957
1- Holloway A/ 12- Jones D/ 24- Berman L/ 31- Johnson C/ 44- Cardwell D/	2	02:51	2	02:14	00:37	2-2	0	0	0	0	0	1.0638
20- Sobera C/ 21- Muschalek B/ 23- Scott A/ 24- Berman L/ 55- Harper J/	2	02:14	2	00:00	02:14	2-6	-4	2	0	2	1	0.5000



Vanderbilt at Auburn

01/31/24 Neville Arena, Auburn
2023-24 Men's Basketball

Game Time: 8:00 PM
Game Duration: 2:04
Attendance: 9,121

Officials: Doug Shows, Terry Oglesby, Ted Valentine

Vanderbilt

Lineup	Time	Score	Score Diff	Pts/Min	Reb	Stl	Tov	Ass	PPP
0- Lawrence T/ 2- Lubin V/ 5- Manjon E/ 10- Williams J/ 12- Taylor E/	13:57	14-34	-20	1.0036	13	3	5	2	0.6250
2- Lubin V/ 3- Lewis P/ 13- Presley M/ 21- Kamateros T/ 23- Rivera-Torres J/	03:32	6-3	3	1.6981	2	1	1	0	1.2000
0- Lawrence T/ 2- Lubin V/ 3- Lewis P/ 5- Manjon E/ 10- Williams J/	02:46	2-7	-5	0.7229	2	0	1	0	0.3759
0- Lawrence T/ 3- Lewis P/ 23- Rivera-Torres J/ 24- Roberts J/ 35- Lang C/	02:36	0-6	-6	0.0000	1	0	1	0	0.0000
0- Lawrence T/ 2- Lubin V/ 5- Manjon E/ 23- Rivera-Torres J/ 35- Lang C/	02:32	4-4	0	1.5789	3	0	1	1	0.9009
3- Lewis P/ 12- Taylor E/ 13- Presley M/ 21- Kamateros T/ 23- Rivera-Torres J/	02:24	2-9	-7	0.8333	1	1	1	0	0.5000
2- Lubin V/ 3- Lewis P/ 5- Manjon E/ 10- Williams J/ 12- Taylor E/	02:22	0-2	-2	0.0000	3	0	1	0	0.0000
0- Lawrence T/ 3- Lewis P/ 5- Manjon E/ 10- Williams J/ 21- Kamateros T/	02:06	0-5	-5	0.0000	3	1	0	0	0.0000
3- Lewis P/ 13- Presley M/ 23- Rivera-Torres J/ 25- Keeffe M/ 35- Lang C/	01:53	4-2	2	2.1239	1	0	1	1	1.0000
0- Lawrence T/ 5- Manjon E/ 12- Taylor E/ 13- Presley M/ 21- Kamateros T/	01:33	4-2	2	2.5806	2	0	0	0	1.2048
0- Lawrence T/ 2- Lubin V/ 5- Manjon E/ 12- Taylor E/ 13- Presley M/	01:30	7-3	4	4.6512	1	0	0	2	2.8689
0- Lawrence T/ 2- Lubin V/ 5- Manjon E/ 10- Williams J/ 23- Rivera-Torres J/	01:19	5-0	5	3.7975	2	0	0	0	2.1552
0- Lawrence T/ 3- Lewis P/ 5- Manjon E/ 12- Taylor E/ 21- Kamateros T/	01:05	2-3	-1	1.8462	0	0	0	0	0.6944
0- Lawrence T/ 2- Lubin V/ 3- Lewis P/ 5- Manjon E/ 25- Keeffe M/	00:21	1-1	0	2.8571	0	0	0	0	2.2727
0- Lawrence T/ 2- Lubin V/ 3- Lewis P/ 12- Taylor E/ 13- Presley M/	00:03	1-0	1	16.2162	0	0	0	0	2.2727
0- Lawrence T/ 3- Lewis P/ 12- Taylor E/ 13- Presley M/ 21- Kamateros T/	00:00	1-0	1	∞	0	0	0	0	2.2727
2- Lubin V/ 3- Lewis P/ 13- Presley M/ 23- Rivera-Torres J/ 25- Keeffe M/	00:00	1-0	1	∞	0	0	0	0	2.2727



Vanderbilt at Auburn

01/31/24 Neville Arena, Auburn
2023-24 Men's Basketball

Game Time: 8:00 PM
Game Duration: 2:04
Attendance: 9,121

Officials: Doug Shows, Terry Oglesby, Ted Valentine

Auburn

Lineup	Time	Score	Score Diff	Pts/Min	Reb	Stl	Tov	Ass	PPP
2- Williams J/ 3- Donaldson T/ 4- Broome J/ 5- Moore C/ 12- Jones D/	07:37	21-6	15	2.7571	7	2	3	7	1.6304
2- Williams J/ 3- Donaldson T/ 4- Broome J/ 10- Baker-Mazara C/ 12- Jones D/	05:19	11-10	1	2.0690	7	0	2	3	1.1653
0- Johnson K/ 1- Holloway A/ 2- Williams J/ 10- Baker-Mazara C/ 44- Cardwell D/	04:27	6-9	-3	1.3483	4	0	0	2	0.7614
3- Donaldson T/ 4- Broome J/ 10- Baker-Mazara C/ 12- Jones D/ 31- Johnson C/	03:28	11-3	8	3.1731	5	0	0	2	2.2000
0- Johnson K/ 2- Williams J/ 3- Donaldson T/ 4- Broome J/ 10- Baker-Mazara C/	03:16	13-2	11	3.9796	3	1	1	2	1.5046
0- Johnson K/ 1- Holloway A/ 2- Williams J/ 5- Moore C/ 44- Cardwell D/	02:44	1-4	-3	0.3659	4	1	2	0	0.1701
0- Johnson K/ 1- Holloway A/ 24- Berman L/ 31- Johnson C/ 44- Cardwell D/	02:18	1-4	-3	0.4348	3	0	2	0	0.2252
20- Sobera C/ 21- Muschalek B/ 23- Scott A/ 24- Berman L/ 55- Harper J/	02:14	2-6	-4	0.8955	2	0	2	1	0.5000
1- Holloway A/ 12- Jones D/ 24- Berman L/ 31- Johnson C/ 44- Cardwell D/	01:33	2-2	0	1.2903	1	0	0	0	1.0638
3- Donaldson T/ 4- Broome J/ 5- Moore C/ 12- Jones D/ 31- Johnson C/	01:30	3-1	2	2.0000	2	0	0	1	3.0000
2- Williams J/ 3- Donaldson T/ 4- Broome J/ 12- Jones D/ 24- Berman L/	01:26	2-0	2	1.3953	3	1	0	0	0.5814
1- Holloway A/ 2- Williams J/ 4- Broome J/ 10- Baker-Mazara C/ 12- Jones D/	01:13	3-0	3	2.4658	2	0	0	1	1.5957
1- Holloway A/ 2- Williams J/ 10- Baker-Mazara C/ 12- Jones D/ 44- Cardwell D/	00:56	3-0	3	3.2143	2	0	0	1	1.5957
0- Johnson K/ 1- Holloway A/ 10- Baker-Mazara C/ 31- Johnson C/ 44- Cardwell D/	00:41	0-3	-3	0.0000	0	0	0	0	0.0000
1- Holloway A/ 10- Baker-Mazara C/ 12- Jones D/ 31- Johnson C/ 44- Cardwell D/	00:38	0-2	-2	0.0000	0	0	1	0	0.0000
0- Johnson K/ 3- Donaldson T/ 4- Broome J/ 10- Baker-Mazara C/ 31- Johnson C/	00:22	0-2	-2	0.0000	0	0	0	0	0.0000
0- Johnson K/ 1- Holloway A/ 2- Williams J/ 24- Berman L/ 44- Cardwell D/	00:18	2-0	2	6.6667	0	0	0	1	1.0000