



Officials: Terry Oglesby, Jeffrey Anderson, Courtney Green

Auburn - 80

Record: 15-2 (4-0)

NO.	Name	F	Min	FG			3P			FT			Rebounds			Fouls		TP	AS	TO	ST	Blocks		+/-
				M-A	M-A	M-A	OR	DR	TOT	PF	FD	OR	DR	TOT	BS	BA								
2	Jaylin Williams	F	28:36	7-7	2-2	5-5	2	6	8	1	4	21	3	1	1	1	1	1	0	20				
4	Johni Broome	F	24:37	6-12	0-2	3-5	5	7	12	2	4	15	2	1	3	1	1	17						
5	Chris Moore	F	10:26	1-3	0-1	0-0	0	0	0	1	1	2	1	0	0	0	0	1						
1	Aden Holloway	G	18:57	3-8	2-6	2-2	0	1	1	4	1	10	1	1	0	0	0	11						
12	Denver Jones	G	23:06	1-5	1-3	0-0	3	1	4	1	0	3	2	0	1	0	0	13						
0	K.D. Johnson		16:54	0-4	0-3	2-4	0	1	1	4	2	2	1	1	2	0	1	2						
3	Tre Donaldson		21:03	2-3	1-2	0-0	0	2	2	3	1	5	0	3	0	0	0	4						
10	Chad Baker-Mazara		24:22	2-6	1-4	0-0	0	0	0	1	1	5	3	2	0	0	0	14						
31	Chaney Johnson		11:24	0-2	0-1	0-0	0	1	1	3	0	0	0	0	1	1	0	-5						
44	Dylan Cardwell		15:23	4-7	0-0	4-4	3	3	6	1	2	12	0	1	1	2	0	-2						
24	Lior Berman		05:12	1-1	1-1	2-2	1	1	2	1	2	5	0	0	0	0	0	0						
Team							0	2	2				0											
Totals				27-58	8-25	18-22	14	25	39	22	18	80	13	10	9	5	2	15						

Shooting By Period		
1st FG%	13-29	44.8%
3PT%	5-12	41.7%
FT%	10-11	90.9%
2nd FG%	14-29	48.3%
3PT%	3-13	23.1%
FT%	8-11	72.7%
GM FG%	27-58	46.6%
3PT%	8-25	32.0%
FT%	18-22	81.8%

Dead Ball Rebounds: 4, 0

Technical Fouls::NONE

Vanderbilt - 65

Record: 5-12 (0-4)

NO.	Name	F	Min	FG			3P			FT			Rebounds			Fouls		TP	AS	TO	ST	Blocks		+/-
				M-A	M-A	M-A	OR	DR	TOT	PF	FD	OR	DR	TOT	BS	BA								
2	Ven-Allen Lubin	F	28:36	3-8	1-2	2-2	2	4	6	4	1	9	0	0	1	0	1	-3						
13	Malik Presley	F	21:32	3-3	1-1	4-7	4	0	4	3	4	11	0	0	0	0	4							
24	JaQualon "JQ" Roberts	F	15:20	0-1	0-1	0-0	0	4	4	1	1	0	0	1	1	0	-2							
0	Tyrin Lawrence	G	34:03	3-12	2-6	7-8	1	2	3	2	7	15	2	3	1	1	-4							
5	Ezra Manjon	G	33:46	5-12	0-1	2-4	1	4	5	1	2	12	1	4	1	0	-11							
3	Paul Lewis		05:22	0-1	0-1	0-3	0	0	0	1	1	0	0	0	0	0	-14							
23	Jason Rivera-Torres		20:43	4-7	0-1	6-6	1	2	3	4	4	14	0	1	4	0	-14							
35	Carter Lang		15:28	1-3	0-1	0-0	3	0	3	0	1	2	1	0	0	0	-18							
21	Tasos Kamateros		10:32	0-4	0-4	0-0	1	0	1	1	0	0	0	0	0	1	-10							
4	Isaiah West		09:22	1-2	0-0	0-0	0	0	0	0	1	2	0	2	0	1	-2							
12	Evan Taylor		02:35	0-0	0-0	0-0	0	0	0	0	0	0	0	0	0	0	0							
10	Jordan Williams		02:41	0-0	0-0	0-0	0	0	0	1	0	0	0	0	0	0	-1							
Team							0	1	1				0											
Totals				20-53	4-18	21-30	13	17	30	18	22	65	4	11	8	2	5	-15						

Shooting By Period		
1st FG%	10-27	37.0%
3PT%	2-11	18.2%
FT%	2-5	40%
2nd FG%	10-26	38.5%
3PT%	2-7	28.6%
FT%	19-25	76%
GM FG%	20-53	37.7%
3PT%	4-18	22.2%
FT%	21-30	70.0%

Dead Ball Rebounds: 4, 0

Technical Fouls::NONE

	AU	Vandy
Biggest lead	22 (2 nd 7:39)	2 (1 st 12:32)
Best Scoring Run	13 (1 st 8:53)	6 (1 st 13:27)
Lead Changes	2	
Times Tied	2	
Time with Lead	37:32	01:00

Points from	AU	Vandy
Turnovers	11	9
Paint	36	20
Second Chance	29	16
Fast Breaks	9	5
Bench	29	18

	Period by Period Scoring		
	1st	2nd	TOT
AU	41	39	80
Vandy	24	41	65



Auburn at Vanderbilt

01/17/24 Memorial Gymnasium, Nashville, Tenn.
Vanderbilt vs. Auburn

Game Time: 8:00 PM
Game Duration: 2:01
Attendance: 7,099

Officials: Terry Oglesby, Jeffrey Anderson, Courtney Green

Period 1

Quarter Starters:

Vandy	0 Lawrence T	2 Lubin V	5 Manjon E	13 Presley M	24 Roberts J
AU	1 Holloway A	2 Williams J	4 Broome J	5 Moore C	12 Jones D

Game Time	Vandy	Score	Diff	AU
20:00	2 LUBIN V jumpball lost			4 BROOME J jumpball won
19:44		0-2	-2	2 WILLIAMS J 2pt FG in the paint, hook shot made (2)
19:17	2 LUBIN V 2pt FG in the paint, driving layup blocked			
19:17				4 BROOME J block (1)
19:14				2 WILLIAMS J defensive rebound (1)
19:03				5 MOORE C 3pt FG , jump shot missed
19:01				12 JONES D offensive rebound (1)
18:53				4 BROOME J 2pt FG second chance in the paint, layup missed
18:51				4 BROOME J offensive rebound (1)
18:50		0-4	-4	4 BROOME J 2pt FG second chance in the paint, layup made (2)
18:31	0 LAWRENCE T 2pt FG in the paint, jump shot missed			
18:28				4 BROOME J defensive rebound (2)
18:23		0-7	-7	2 WILLIAMS J 3pt FG fast break, jump shot made (5)
18:23				5 MOORE C assist (1)
18:03	5 MANJON E 2pt FG outside the paint, pull up jump shot made (2)	2-7	-5	
17:47	13 PRESLEY M foul personal (1 - 1)			5 MOORE C foul drawn (1)
17:30				4 BROOME J 3pt FG , jump shot missed
17:28	0 LAWRENCE T defensive rebound (1)			
17:09	5 MANJON E 2pt FG in the paint, layup missed			
17:07				4 BROOME J defensive rebound (3)
16:59				12 JONES D 3pt FG , jump shot missed
16:57	24 ROBERTS J defensive rebound (1)			
16:33	0 LAWRENCE T 3pt FG , pull up jump shot made (3)	5-7	-2	
16:07				12 JONES D 2pt FG in the paint, driving layup missed
16:03				4 BROOME J offensive rebound (4)
16:03		5-9	-4	4 BROOME J 2pt FG second chance in the paint, layup made (4)
15:53	0 LAWRENCE T turnover lost ball (1)			4 BROOME J steal (1)
15:46				12 JONES D 2pt FG from turnover in the paint, driving layup missed
15:43				12 JONES D offensive rebound (2)
15:38		5-12	-7	2 WILLIAMS J 3pt FG from turnover second chance, jump shot made (8)
15:38				12 JONES D assist (1)
15:03	5 MANJON E 2pt FG outside the paint, pull up jump shot missed			
15:00	2 LUBIN V offensive rebound (1)			
14:57	2 LUBIN V 2pt FG second chance in the paint, layup made (2)	7-12	-5	
14:29				1 HOLLOWAY A 2pt FG outside the paint, pull up jump shot missed
14:23	24 ROBERTS J defensive rebound (2)			
14:23	jump ball situation			
14:23				Timeout media
14:23				1 HOLLOWAY A substitution out



Auburn at Vanderbilt

01/17/24 Memorial Gymnasium, Nashville, Tenn.
Vanderbilt vs. Auburn

Game Time: 8:00 PM
Game Duration: 2:01
Attendance: 7,099

Officials: Terry Oglesby, Jeffrey Anderson, Courtney Green

Game Time	Vandy	Score	Diff	AU
14:23				2 WILLIAMS J substitution out
14:23				4 BROOME J substitution out
14:23				5 MOORE C substitution out
14:23				12 JONES D substitution out
14:23				0 JOHNSON K substitution in
14:23				3 DONALDSON T substitution in
14:23				10 BAKER-MAZARA C substitution in
14:23				31 JOHNSON C substitution in
14:23				44 CARDWELL D substitution in
13:54	0 LAWRENCE T 2pt FG outside the paint, pull up jump shot made (5)	9-12	-3	
13:47				0 JOHNSON K 3pt FG , jump shot missed
13:45	5 MANJON E defensive rebound (1)			
13:27	13 PRESLEY M 2pt FG in the paint, layup made (2)	11-12	-1	
13:06		11-14	-3	44 CARDWELL D 2pt FG in the paint, dunk, made (2)
13:06				10 BAKER-MAZARA C assist (1)
12:47	0 LAWRENCE T 3pt FG , step back jump shot made (8)	14-14	0	
12:47	5 MANJON E assist (1)			
12:35	5 MANJON E steal (1)			3 DONALDSON T turnover lost ball (1)
12:32	5 MANJON E 2pt FG fast break from turnover in the paint, driving layup made (4)	16-14	2	
12:14	13 PRESLEY M foul personal (2 - 2)			10 BAKER-MAZARA C foul drawn (1)
12:14	2 LUBIN V substitution out			
12:14	5 MANJON E substitution out			
12:14	13 PRESLEY M substitution out			
12:14	3 LEWIS P substitution in			
12:14	23 RIVERA-TORRES J substitution in			
12:14	35 LANG C substitution in			
12:04	23 RIVERA-TORRES J steal (1)			44 CARDWELL D turnover lost ball (1)
11:51	23 RIVERA-TORRES J turnover bad pass (1)			31 JOHNSON C steal (1)
11:32	23 RIVERA-TORRES J foul shooting (1 - 3)			44 CARDWELL D foul drawn (1)
11:32	Timeout media			
11:32		16-15	1	44 CARDWELL D free throw 1 - 2 made (3)
11:32		16-16	0	44 CARDWELL D free throw 2 - 2 made (4)
11:05	24 ROBERTS J turnover lost ball (1)			0 JOHNSON K steal (1)
10:57	24 ROBERTS J steal (1)			10 BAKER-MAZARA C turnover lost ball (1)
10:43	24 ROBERTS J 3pt FG from turnover, jump shot missed			
10:41				44 CARDWELL D defensive rebound (1)
10:35		16-18	-2	3 DONALDSON T 2pt FG in the paint, driving layup made (2)
10:08	3 LEWIS P foul drawn (1)			0 JOHNSON K foul shooting (1 - 1)
10:08	3 LEWIS P free throw 1 - 3 missed			
10:08	offensive dead ball rebound (1)			
10:08	3 LEWIS P free throw 2 - 3 missed			
10:08	offensive dead ball rebound (2)			
10:08	0 LAWRENCE T substitution out			
10:08	24 ROBERTS J substitution out			
10:08	5 MANJON E substitution in			
10:08	21 KAMATEROS T substitution in			
10:08				31 JOHNSON C substitution out
10:08				2 WILLIAMS J substitution in



Auburn at Vanderbilt

01/17/24 Memorial Gymnasium, Nashville, Tenn.
Vanderbilt vs. Auburn

Game Time: 8:00 PM
Game Duration: 2:01
Attendance: 7,099

Officials: Terry Oglesby, Jeffrey Anderson, Courtney Green

Game Time	Vandy	Score	Diff	AU
10:08	3 LEWIS P free throw 3 - 3 missed			
10:07				3 DONALDSON T defensive rebound (1)
09:50		16-20	-4	2 WILLIAMS J 2pt FG in the paint, floating jump shot made (10)
09:50	23 RIVERA-TORRES J foul shooting (2 - 4)			2 WILLIAMS J foul drawn (1)
09:50				0 JOHNSON K substitution out
09:50				3 DONALDSON T substitution out
09:50				44 CARDWELL D substitution out
09:50				1 HOLLOWAY A substitution in
09:50				4 BROOME J substitution in
09:50				12 JONES D substitution in
09:50		16-21	-5	2 WILLIAMS J free throw 1 - 1 made (11)
09:31	5 MANJON E 2pt FG outside the paint, pull up jump shot missed			
09:28				4 BROOME J defensive rebound (5)
09:13		16-24	-8	10 BAKER-MAZARA C 3pt FG , jump shot made (3)
09:13				2 WILLIAMS J assist (1)
08:59	23 RIVERA-TORRES J foul drawn (1)			1 HOLLOWAY A foul personal (1 - 2)
08:58	5 MANJON E turnover bad pass (1)			4 BROOME J steal (2)
08:53		16-27	-11	1 HOLLOWAY A 3pt FG from turnover, jump shot made (3)
08:53				10 BAKER-MAZARA C assist (2)
08:30	21 KAMATEROS T 3pt FG , jump shot missed			
08:27	35 LANG C offensive rebound (1)			
08:26	35 LANG C 2pt FG second chance in the paint, layup made (2)	18-27	-9	
08:00		18-30	-12	1 HOLLOWAY A 3pt FG , step back jump shot made (6)
07:47	5 MANJON E turnover bad pass (2)			12 JONES D steal (1)
07:40	23 RIVERA-TORRES J steal (2)			2 WILLIAMS J turnover lost ball (1)
07:32	21 KAMATEROS T 3pt FG from turnover, jump shot missed			
07:30	35 LANG C offensive rebound (2)			
07:28	3 LEWIS P 3pt FG from turnover second chance, jump shot missed			
07:24				12 JONES D defensive rebound (3)
07:17				1 HOLLOWAY A 3pt FG , jump shot missed
07:15	5 MANJON E defensive rebound (2)			
06:56	21 KAMATEROS T 3pt FG , jump shot blocked			
06:56				2 WILLIAMS J block (1)
06:52				4 BROOME J defensive rebound (6)
06:52	3 LEWIS P foul shooting (1 - 5)			2 WILLIAMS J foul drawn (2)
06:52	Timeout media			
06:52	3 LEWIS P substitution out			
06:52	35 LANG C substitution out			
06:52	0 LAWRENCE T substitution in			
06:52	2 LUBIN V substitution in			
06:52				10 BAKER-MAZARA C substitution out
06:52				24 BERMAN L substitution in
06:52		18-31	-13	2 WILLIAMS J free throw fast break 1 - 2 made (12)
06:52		18-32	-14	2 WILLIAMS J free throw fast break 2 - 2 made (13)
06:24	2 LUBIN V 3pt FG , jump shot missed			
06:21	21 KAMATEROS T offensive rebound (1)			
06:13	21 KAMATEROS T 3pt FG second chance, jump shot missed			
06:12				24 BERMAN L defensive rebound (1)



Auburn at Vanderbilt

01/17/24 Memorial Gymnasium, Nashville, Tenn.
Vanderbilt vs. Auburn

Game Time: 8:00 PM
Game Duration: 2:01
Attendance: 7,099

Officials: Terry Oglesby, Jeffrey Anderson, Courtney Green

Game Time	Vandy	Score	Diff	AU
06:12	23 RIVERA-TORRES J foul personal (3 - 6)			24 BERMAN L foul drawn (1)
06:12	21 KAMATEROS T substitution out			
06:12	23 RIVERA-TORRES J substitution out			
06:12	13 PRESLEY M substitution in			
06:12	24 ROBERTS J substitution in			
06:05		18-34	-16	1 HOLLOWAY A 2pt FG in the paint, driving layup made (8)
05:44	0 LAWRENCE T foul drawn (1)			12 JONES D foul personal (1 - 3)
05:39	0 LAWRENCE T foul drawn (2)			1 HOLLOWAY A foul personal (2 - 4)
05:34	5 MANJON E 2pt FG in the paint, driving layup made (6)	20-34	-14	
05:17				4 BROOME J 2pt FG in the paint, driving layup blocked
05:17	0 LAWRENCE T block (1)			
05:14				24 BERMAN L offensive rebound (2)
05:14	24 ROBERTS J foul shooting (1 - 7)			24 BERMAN L foul drawn (2)
05:14		20-35	-15	24 BERMAN L free throw 1 - 2 made (1)
05:14	13 PRESLEY M substitution out			
05:14	4 WEST I substitution in			
05:14				1 HOLLOWAY A substitution out
05:14				2 WILLIAMS J substitution out
05:14				3 DONALDSON T substitution in
05:14				31 JOHNSON C substitution in
05:14		20-36	-16	24 BERMAN L free throw 2 - 2 made (2)
04:48	jump ball situation			
04:48	0 LAWRENCE T turnover lost ball (2)			4 BROOME J steal (3)
04:48				12 JONES D substitution out
04:48				24 BERMAN L substitution out
04:48				0 JOHNSON K substitution in
04:48				10 BAKER-MAZARA C substitution in
04:34				4 BROOME J 2pt FG from turnover in the paint, layup missed
04:32	24 ROBERTS J defensive rebound (3)			
04:17	5 MANJON E 2pt FG in the paint, pull up jump shot missed			
04:13				31 JOHNSON C defensive rebound (1)
03:52				10 BAKER-MAZARA C 2pt FG in the paint, floating jump shot missed
03:49	24 ROBERTS J defensive rebound (4)			
03:49	24 ROBERTS J foul drawn (1)			10 BAKER-MAZARA C foul personal (1 - 5)
03:49	Timeout media			
03:49				4 BROOME J substitution out
03:49				44 CARDWELL D substitution in
03:30	0 LAWRENCE T foul drawn (3)			0 JOHNSON K foul personal (2 - 6)
03:30	5 MANJON E turnover lost ball (3)			
03:30				31 JOHNSON C substitution out
03:30				2 WILLIAMS J substitution in
03:18	2 LUBIN V foul shooting (1 - 8)			0 JOHNSON K foul drawn (1)
03:18				0 JOHNSON K free throw 1 - 2 missed
03:18				offensive dead ball rebound (1)
03:18		20-37	-17	0 JOHNSON K free throw 2 - 2 made (1)
03:05	0 LAWRENCE T turnover lost ball (3)			44 CARDWELL D steal (1)
03:00				44 CARDWELL D 2pt FG from turnover in the paint, driving layup missed
02:58	2 LUBIN V defensive rebound (2)			



Official Basketball Play by Play - First Half

Auburn at Vanderbilt

01/17/24 Memorial Gymnasium, Nashville, Tenn.
Vanderbilt vs. Auburn

Game Time: 8:00 PM
Game Duration: 2:01
Attendance: 7,099

Officials: Terry Oglesby, Jeffrey Anderson, Courtney Green

Game Time	Vandy	Score	Diff	AU
02:42	2 LUBIN V 2pt FG in the paint, layup missed			
02:40	5 MANJON E offensive rebound (3)			
02:37	0 LAWRENCE T 3pt FG second chance, jump shot missed			
02:35				defensive rebound (16)
02:35	24 ROBERTS J substitution out			
02:35	12 TAYLOR E substitution in			
02:22	0 LAWRENCE T steal (1)			0 JOHNSON K turnover lost ball (1)
02:07	0 LAWRENCE T 2pt FG from turnover outside the paint, jump shot blocked			
02:07				44 CARDWELL D block (1)
02:03				3 DONALDSON T defensive rebound (2)
02:00				44 CARDWELL D 2pt FG in the paint, layup missed
01:58				44 CARDWELL D offensive rebound (2)
01:54	5 MANJON E foul shooting (1 - 9)			2 WILLIAMS J foul drawn (3)
01:54		20-38	-18	2 WILLIAMS J free throw 1 - 2 made (14)
01:54	2 LUBIN V substitution out			
01:54	35 LANG C substitution in			
01:54		20-39	-19	2 WILLIAMS J free throw 2 - 2 made (15)
01:26	0 LAWRENCE T 3pt FG , step back jump shot missed			
01:23				2 WILLIAMS J defensive rebound (2)
01:16				0 JOHNSON K 3pt FG , step back jump shot missed
01:13	defensive rebound (14)			
00:51	0 LAWRENCE T foul drawn (4)			0 JOHNSON K foul personal (3 - 7)
00:51	0 LAWRENCE T 1&1 free throw 1 made (9)	21-39	-18	
00:51				0 JOHNSON K substitution out
00:51				12 JONES D substitution in
00:51	0 LAWRENCE T 1&1 free throw 2 made (10)	22-39	-17	
00:22				3 DONALDSON T 3pt FG , jump shot missed
00:19				2 WILLIAMS J offensive rebound (3)
00:19		22-41	-19	2 WILLIAMS J 2pt FG second chance in the paint, dunk, made (17)
00:06	5 MANJON E 2pt FG outside the paint, step back jump shot made (8)	24-41	-17	
END OF PERIOD				
Vandy 24-41 AU				



Officials: Terry Oglesby, Jeffrey Anderson, Courtney Green

Auburn - 41

NO.	Name	Min	FG			Rebounds			Fouls		TP	AS	TO	ST	Blocks		+/-
			M-A	M-A	M-A	OR	DR	TOT	PF	FD					BS	BA	
2	Jaylin Williams	F 14:01	5-5	2-2	5-5	1	2	3	0	3	17	1	1	0	1	0	19
4	Johni Broome	F 11:38	2-6	0-1	0-0	2	4	6	0	0	4	0	0	3	1	1	17
5	Chris Moore	F 05:37	0-1	0-1	0-0	0	0	0	0	1	0	1	0	0	0	0	5
1	Aden Holloway	G 10:13	3-5	2-3	0-0	0	0	0	2	0	8	0	0	0	0	0	16
12	Denver Jones	G 11:31	0-3	0-1	0-0	2	1	3	1	0	0	1	0	1	0	0	16
0	K.D. Johnson	08:29	0-2	0-2	1-2	0	0	0	3	1	1	0	1	1	0	0	1
3	Tre Donaldson	09:47	1-2	0-1	0-0	0	2	2	0	0	2	0	1	0	0	0	1
10	Chad Baker-Mazara	12:19	1-2	1-1	0-0	0	0	0	1	1	3	2	1	0	0	0	8
31	Chaney Johnson	05:59	0-0	0-0	0-0	0	1	1	0	0	0	0	0	1	0	0	-2
44	Dylan Cardwell	08:22	1-3	0-0	2-2	1	1	2	0	1	4	0	1	1	1	0	0
24	Lior Berman	02:04	0-0	0-0	2-2	1	1	2	0	2	2	0	0	0	0	0	4
Team						0	1	1			0		0				
Totals			13-29	5-12	10-11	7	13	20	7	9	41	5	5	7	3	1	17

Shooting By Period		
1st FG%	13-29	44.8%
3PT%	5-12	41.7%
FT%	10-11	90.9%
GM FG%	13-29	44.8%
3PT%	5-12	41.7%
FT%	10-11	90.9%

Dead Ball Rebounds: 1, 0

Technical Fouls::NONE

Vanderbilt - 24

NO.	Name	Min	FG			Rebounds			Fouls		TP	AS	TO	ST	Blocks		+/-
			M-A	M-A	M-A	OR	DR	TOT	PF	FD					BS	BA	
2	Ven-Allen Lubin	F 12:44	1-4	0-1	0-0	1	1	2	1	0	2	0	0	0	0	1	-4
13	Malik Presley	F 08:44	1-1	0-0	0-0	0	0	0	2	0	2	0	0	0	0	0	1
24	JaQualon "JQ" Roberts	F 13:29	0-1	0-1	0-0	0	4	4	1	1	0	0	1	1	0	0	-5
0	Tyrin Lawrence	G 16:44	3-7	2-4	2-2	0	1	1	0	4	10	0	3	1	1	1	-7
5	Ezra Manjon	G 17:54	4-8	0-0	0-0	1	2	3	1	0	8	1	3	1	0	0	-13
3	Paul Lewis	05:22	0-1	0-1	0-3	0	0	0	1	1	0	0	0	0	0	0	-14
23	Jason Rivera-Torres	06:02	0-0	0-0	0-0	0	0	0	3	1	0	0	1	2	0	0	-16
35	Carter Lang	07:16	1-1	0-0	0-0	2	0	2	0	0	2	0	0	0	0	0	-13
21	Tasos Kamateros	03:56	0-4	0-4	0-0	1	0	1	0	0	0	0	0	0	0	1	-12
4	Isaiah West	05:14	0-0	0-0	0-0	0	0	0	0	0	0	0	0	0	0	0	-2
12	Evan Taylor	02:35	0-0	0-0	0-0	0	0	0	0	0	0	0	0	0	0	0	0
Team						0	1	1			0		0				
Totals			10-27	2-11	2-5	5	9	14	9	7	24	1	8	5	1	3	-17

Shooting By Period		
1st FG%	10-27	37.0%
3PT%	2-11	18.2%
FT%	2-5	40%
GM FG%	10-27	37.0%
3PT%	2-11	18.2%
FT%	2-5	40.0%

Dead Ball Rebounds: 2, 0

Technical Fouls::NONE

	AU	Vandy
Biggest lead	19 (1 st 1:54)	2 (1 st 12:32)
Best Scoring Run	13(1 st 8:53)	6(1 st 13:27)
Lead Changes	2	
Times Tied	2	
Time with Lead	17:32	01:00

	AU	Vandy
Points from		
Turnovers	9	2
Paint	16	10
Second Chance	13	4
Fast Breaks	5	2
Bench	12	2

	Period by Period Scoring		
	1st	2nd	TOT
AU	41	39	80
Vandy	24	41	65



Auburn at Vanderbilt

01/17/24 Memorial Gymnasium, Nashville, Tenn.
Vanderbilt vs. Auburn

Game Time: 8:00 PM
Game Duration: 2:01
Attendance: 7,099

Officials: Terry Oglesby, Jeffrey Anderson, Courtney Green

Period 2

Quarter Starters:

Vandy	0 Lawrence T	2 Lubin V	5 Manjon E	13 Presley M	24 Roberts J
AU	1 Holloway A	2 Williams J	4 Broome J	5 Moore C	12 Jones D

Game Time	Vandy	Score	Diff	AU
20:00	4 WEST I substitution out			
20:00	12 TAYLOR E substitution out			
20:00	35 LANG C substitution out			
20:00	2 LUBIN V substitution in			
20:00	13 PRESLEY M substitution in			
20:00	24 ROBERTS J substitution in			
20:00				3 DONALDSON T substitution out
20:00				10 BAKER-MAZARA C substitution out
20:00				44 CARDWELL D substitution out
20:00				1 HOLLOWAY A substitution in
20:00				4 BROOME J substitution in
20:00				5 MOORE C substitution in
19:32	0 LAWRENCE T 2pt FG outside the paint, turnaround jump shot missed			
19:28	13 PRESLEY M offensive rebound (1)			
19:22	13 PRESLEY M 2pt FG second chance in the paint, layup made (4)	26-41	-15	
19:22	13 PRESLEY M foul drawn (1)			1 HOLLOWAY A foul shooting (3 - 1)
19:22	13 PRESLEY M free throw 1 - 1 missed			
19:21				4 BROOME J defensive rebound (7)
19:08		26-43	-17	2 WILLIAMS J 2pt FG in the paint, hook shot made (19)
18:55	5 MANJON E turnover bad pass (4)			2 WILLIAMS J steal (1)
18:50				1 HOLLOWAY A 3pt FG from turnover, jump shot missed
18:48	2 LUBIN V defensive rebound (3)			
18:30	13 PRESLEY M 3pt FG , jump shot made (7)	29-43	-14	
18:30	0 LAWRENCE T assist (1)			
18:09				4 BROOME J 2pt FG in the paint, layup missed
18:09				offensive dead ball rebound (2)
18:09	jump ball situation			
18:09	24 ROBERTS J substitution out			
18:09	23 RIVERA-TORRES J substitution in			
18:09				1 HOLLOWAY A substitution out
18:09				3 DONALDSON T substitution in
17:57	2 LUBIN V foul shooting (2 - 1)			4 BROOME J foul drawn (1)
17:57		29-44	-15	4 BROOME J free throw 1 - 2 made (5)
17:57		29-45	-16	4 BROOME J free throw 2 - 2 made (6)
17:25	23 RIVERA-TORRES J 2pt FG outside the paint, pull up jump shot missed			
17:22				2 WILLIAMS J defensive rebound (4)
17:12				5 MOORE C 2pt FG in the paint, layup missed
17:10	0 LAWRENCE T defensive rebound (2)			
17:03	23 RIVERA-TORRES J substitution out			
17:03	35 LANG C substitution in			
17:03				2 WILLIAMS J substitution out



Auburn at Vanderbilt

01/17/24 Memorial Gymnasium, Nashville, Tenn.
Vanderbilt vs. Auburn

Game Time: 8:00 PM
Game Duration: 2:01
Attendance: 7,099

Officials: Terry Oglesby, Jeffrey Anderson, Courtney Green

Game Time	Vandy	Score	Diff	AU
17:03				5 MOORE C substitution out
17:03				10 BAKER-MAZARA C substitution in
17:03				31 JOHNSON C substitution in
16:54	35 LANG C 2pt FG outside the paint, jump shot missed			
16:52	13 PRESLEY M offensive rebound (2)			
16:47	2 LUBIN V foul drawn (1)			31 JOHNSON C foul shooting (1 - 2)
16:47	2 LUBIN V free throw 1 - 2 made (3)	30-45	-15	
16:47	2 LUBIN V free throw 2 - 2 made (4)	31-45	-14	
16:23				10 BAKER-MAZARA C 3pt FG , jump shot missed
16:21				4 BROOME J offensive rebound (8)
16:20		31-47	-16	4 BROOME J 2pt FG second chance in the paint, layup made (8)
15:46	5 MANJON E 2pt FG in the paint, layup missed			
15:46	2 LUBIN V offensive rebound (4)			
15:39	2 LUBIN V 2pt FG second chance outside the paint, jump shot made (6)	33-47	-14	
15:21		33-50	-17	3 DONALDSON T 3pt FG , jump shot made (5)
15:21				12 JONES D assist (2)
14:47	0 LAWRENCE T 2pt FG outside the paint, floating jump shot missed			
14:46	13 PRESLEY M offensive rebound (3)			
14:46	13 PRESLEY M foul drawn (2)			31 JOHNSON C foul shooting (2 - 3)
14:46	Timeout media			
14:46				3 DONALDSON T substitution out
14:46				12 JONES D substitution out
14:46				31 JOHNSON C substitution out
14:46				0 JOHNSON K substitution in
14:46				1 HOLLOWAY A substitution in
14:46				2 WILLIAMS J substitution in
14:46	13 PRESLEY M free throw 1 - 2 made (8)	34-50	-16	
14:46	13 PRESLEY M free throw 2 - 2 missed			
14:45				2 WILLIAMS J defensive rebound (5)
14:28		34-52	-18	2 WILLIAMS J 2pt FG in the paint, layup made (21)
14:07	35 LANG C 3pt FG , jump shot missed			
14:05				1 HOLLOWAY A defensive rebound (1)
14:00		34-54	-20	4 BROOME J 2pt FG fast break in the paint, layup made (10)
14:00				1 HOLLOWAY A assist (1)
13:35	5 MANJON E foul drawn (1)			4 BROOME J foul shooting (1 - 4)
13:35	5 MANJON E free throw 1 - 2 made (9)	35-54	-19	
13:35	13 PRESLEY M substitution out			
13:35	23 RIVERA-TORRES J substitution in			
13:35				4 BROOME J substitution out
13:35				44 CARDWELL D substitution in
13:35	5 MANJON E free throw 2 - 2 made (10)	36-54	-18	
13:28				1 HOLLOWAY A 3pt FG , jump shot missed
13:25	5 MANJON E defensive rebound (4)			
13:17	2 LUBIN V 2pt FG outside the paint, step back jump shot missed			
13:15				0 JOHNSON K defensive rebound (1)
13:07				1 HOLLOWAY A 3pt FG , pull up jump shot missed
13:02				44 CARDWELL D offensive rebound (3)



Auburn at Vanderbilt

01/17/24 Memorial Gymnasium, Nashville, Tenn.
Vanderbilt vs. Auburn

Game Time: 8:00 PM
Game Duration: 2:01
Attendance: 7,099

Officials: Terry Oglesby, Jeffrey Anderson, Courtney Green

Game Time	Vandy	Score	Diff	AU
13:02		36-56	-20	44 CARDWELL D 2pt FG second chance in the paint, dunk, made (6)
12:48	23 RIVERA-TORRES J 3pt FG , jump shot missed			
12:46				44 CARDWELL D defensive rebound (4)
12:36				10 BAKER-MAZARA C 3pt FG , jump shot missed
12:34	5 MANJON E defensive rebound (5)			
12:27	5 MANJON E 2pt FG in the paint, driving layup made (12)	38-56	-18	
12:08				44 CARDWELL D 2pt FG in the paint, layup missed
12:07				44 CARDWELL D offensive rebound (5)
12:03		38-58	-20	44 CARDWELL D 2pt FG second chance in the paint, hook shot made (8)
11:34	5 MANJON E 3pt FG , jump shot missed			
11:32	35 LANG C offensive rebound (3)			
11:32	35 LANG C foul drawn (1)			44 CARDWELL D foul personal (1 - 5)
11:32	Timeout media			
11:32	0 LAWRENCE T substitution out			
11:32	2 LUBIN V substitution out			
11:32	5 MANJON E substitution out			
11:32	4 WEST I substitution in			
11:32	10 WILLIAMS J substitution in			
11:32	21 KAMATEROS T substitution in			
11:32				1 HOLLOWAY A substitution out
11:32				3 DONALDSON T substitution in
11:24	4 WEST I 2pt FG second chance in the paint, layup made (2)	40-58	-18	
11:24	35 LANG C assist (1)			
11:06	21 KAMATEROS T foul shooting (1 - 2)			44 CARDWELL D foul drawn (2)
11:06		40-59	-19	44 CARDWELL D free throw 1 - 2 made (9)
11:06		40-60	-20	44 CARDWELL D free throw 2 - 2 made (10)
10:52	4 WEST I foul drawn (1)			3 DONALDSON T foul personal (1 - 6)
10:39	23 RIVERA-TORRES J 2pt FG outside the paint, jump shot made (2)	42-60	-18	
10:24	10 WILLIAMS J foul shooting (1 - 3)			0 JOHNSON K foul drawn (2)
10:24				0 JOHNSON K free throw 1 - 2 missed
10:24				offensive dead ball rebound (3)
10:24		42-61	-19	0 JOHNSON K free throw 2 - 2 made (2)
10:15	4 WEST I turnover lost ball (1)			0 JOHNSON K steal (2)
10:11				0 JOHNSON K 2pt FG from turnover in the paint, driving layup blocked
10:11	4 WEST I block (1)			
10:01				2 WILLIAMS J offensive rebound (6)
10:00		42-63	-21	44 CARDWELL D 2pt FG from turnover second chance in the paint, dunk, made (12)
10:00				2 WILLIAMS J assist (2)
09:40	4 WEST I turnover lost ball (2)			
09:11				3 DONALDSON T turnover bad pass (2)
09:11				0 JOHNSON K substitution out
09:11				2 WILLIAMS J substitution out
09:11				10 BAKER-MAZARA C substitution out
09:11				44 CARDWELL D substitution out
09:11				4 BROOME J substitution in
09:11				12 JONES D substitution in



Auburn at Vanderbilt

01/17/24 Memorial Gymnasium, Nashville, Tenn.
Vanderbilt vs. Auburn

Game Time: 8:00 PM
Game Duration: 2:01
Attendance: 7,099

Officials: Terry Oglesby, Jeffrey Anderson, Courtney Green

Game Time	Vandy	Score	Diff	AU
09:11				24 BERMAN L substitution in
09:11				31 JOHNSON C substitution in
08:51	4 WEST I 2pt FG from turnover in the paint, driving layup blocked			
08:51				31 JOHNSON C block (1)
08:51				defensive rebound (31)
08:51	4 WEST I substitution out			
08:51	10 WILLIAMS J substitution out			
08:51	35 LANG C substitution out			
08:51	0 LAWRENCE T substitution in			
08:51	2 LUBIN V substitution in			
08:51	5 MANJON E substitution in			
08:35				31 JOHNSON C 2pt FG outside the paint, jump shot missed
08:31	2 LUBIN V defensive rebound (5)			
08:13	23 RIVERA-TORRES J 2pt FG outside the paint, pull up jump shot made (4)	44-63	-19	
07:46				31 JOHNSON C 3pt FG , jump shot missed
07:44				4 BROOME J offensive rebound (9)
07:39		44-66	-22	24 BERMAN L 3pt FG second chance, jump shot made (5)
07:39				4 BROOME J assist (1)
07:12	Timeout media			
07:12				3 DONALDSON T substitution out
07:12				1 HOLLOWAY A substitution in
07:02	5 MANJON E 2pt FG outside the paint, turnaround jump shot missed			
06:59				4 BROOME J defensive rebound (10)
06:57	23 RIVERA-TORRES J steal (3)			1 HOLLOWAY A turnover bad pass (1)
06:44	0 LAWRENCE T foul drawn (5)			24 BERMAN L foul personal (1 - 7)
06:44	0 LAWRENCE T 1&1 free throw 1 made (11)	45-66	-21	
06:44	0 LAWRENCE T 1&1 free throw 2 made (12)	46-66	-20	
06:31				4 BROOME J 3pt FG , jump shot missed
06:29	2 LUBIN V defensive rebound (6)			
06:23	0 LAWRENCE T foul drawn (6)			1 HOLLOWAY A foul shooting (4 - 8)
06:23	0 LAWRENCE T free throw fast break 1 - 2 missed			
06:23	offensive dead ball rebound (3)			
06:23	21 KAMATEROS T substitution out			
06:23	13 PRESLEY M substitution in			
06:23				1 HOLLOWAY A substitution out
06:23				3 DONALDSON T substitution in
06:23	0 LAWRENCE T free throw fast break 2 - 2 made (13)	47-66	-19	
06:16	13 PRESLEY M foul personal (3 - 4)			3 DONALDSON T foul drawn (1)
06:08	2 LUBIN V steal (1)			3 DONALDSON T turnover bad pass (3)
06:04	13 PRESLEY M foul drawn (3)			31 JOHNSON C foul shooting (3 - 9)
06:04	13 PRESLEY M free throw 1 - 2 made (9)	48-66	-18	
06:04	13 PRESLEY M free throw 2 - 2 made (10)	49-66	-17	
06:03	0 LAWRENCE T foul personal (1 - 5)			4 BROOME J foul drawn (2)
06:03				24 BERMAN L substitution out
06:03				31 JOHNSON C substitution out
06:03				2 WILLIAMS J substitution in
06:03				5 MOORE C substitution in



Auburn at Vanderbilt

01/17/24 Memorial Gymnasium, Nashville, Tenn.
Vanderbilt vs. Auburn

Game Time: 8:00 PM
Game Duration: 2:01
Attendance: 7,099

Officials: Terry Oglesby, Jeffrey Anderson, Courtney Green

Game Time	Vandy	Score	Diff	AU
05:37		49-68	-19	5 MOORE C 2pt FG outside the paint, jump shot made (2)
05:37				4 BROOME J assist (2)
05:28	23 RIVERA-TORRES J 2pt FG in the paint, floating jump shot made (6)	51-68	-17	
05:28	23 RIVERA-TORRES J foul drawn (2)			3 DONALDSON T foul shooting (2 - 10)
05:28	23 RIVERA-TORRES J free throw 1 - 1 made (7)	52-68	-16	
05:01				12 JONES D 3pt FG , jump shot missed
04:59				4 BROOME J offensive rebound (11)
04:59	2 LUBIN V foul personal (3 - 6)			2 WILLIAMS J foul drawn (4)
04:56	23 RIVERA-TORRES J steal (4)			4 BROOME J turnover lost ball (1)
04:51	23 RIVERA-TORRES J foul drawn (3)			4 BROOME J foul shooting (2 - 11)
04:51	23 RIVERA-TORRES J free throw 1 - 3 made (8)	53-68	-15	
04:51	23 RIVERA-TORRES J free throw 2 - 3 made (9)	54-68	-14	
04:51	23 RIVERA-TORRES J free throw 3 - 3 made (10)	55-68	-13	
04:41		55-70	-15	4 BROOME J 2pt FG in the paint, layup made (12)
04:41	2 LUBIN V foul shooting (4 - 7)			4 BROOME J foul drawn (3)
04:41				4 BROOME J free throw 1 - 1 missed
04:40	23 RIVERA-TORRES J defensive rebound (1)			
04:11	23 RIVERA-TORRES J foul drawn (4)			5 MOORE C foul shooting (1 - 12)
04:11	23 RIVERA-TORRES J free throw 1 - 2 made (11)	56-70	-14	
04:11				5 MOORE C substitution out
04:11				10 BAKER-MAZARA C substitution in
04:11	Timeout 30 Sec			
04:11	Timeout media			
04:11	23 RIVERA-TORRES J free throw 2 - 2 made (12)	57-70	-13	
03:57				10 BAKER-MAZARA C 3pt FG , jump shot missed
03:54				12 JONES D offensive rebound (4)
03:51		57-73	-16	12 JONES D 3pt FG second chance, jump shot made (3)
03:51				2 WILLIAMS J assist (3)
03:30	Timeout media			
03:26	2 LUBIN V 2pt FG in the paint, driving layup missed			
03:24				4 BROOME J defensive rebound (12)
02:59		57-75	-18	4 BROOME J 2pt FG in the paint, layup made (14)
02:59				10 BAKER-MAZARA C assist (3)
02:50	5 MANJON E foul drawn (2)			3 DONALDSON T foul personal (3 - 13)
02:50	5 MANJON E free throw 1 - 2 missed			
02:50	offensive dead ball rebound (4)			
02:50				3 DONALDSON T substitution out
02:50				12 JONES D substitution out
02:50				0 JOHNSON K substitution in
02:50				1 HOLLOWAY A substitution in
02:50	5 MANJON E free throw 2 - 2 missed			
02:50				2 WILLIAMS J defensive rebound (7)
02:37	0 LAWRENCE T foul shooting (2 - 8)			4 BROOME J foul drawn (4)
02:37				4 BROOME J free throw 1 - 2 missed
02:37				offensive dead ball rebound (4)
02:37		57-76	-19	4 BROOME J free throw 2 - 2 made (15)
02:37				4 BROOME J substitution out
02:37				44 CARDWELL D substitution in



Auburn at Vanderbilt

01/17/24 Memorial Gymnasium, Nashville, Tenn.
Vanderbilt vs. Auburn

Game Time: 8:00 PM
Game Duration: 2:01
Attendance: 7,099

Officials: Terry Oglesby, Jeffrey Anderson, Courtney Green

Game Time	Vandy	Score	Diff	AU
02:13	2 LUBIN V 3pt FG , jump shot made (9)	60-76	-16	
02:13	0 LAWRENCE T assist (2)			
01:54				10 BAKER-MAZARA C turnover lost ball (2)
01:49	0 LAWRENCE T 3pt FG from turnover, jump shot missed			
01:45				44 CARDWELL D defensive rebound (6)
01:27	23 RIVERA-TORRES J foul personal (4 - 9)			1 HOLLOWAY A foul drawn (1)
01:27	5 MANJON E substitution out			
01:27	4 WEST I substitution in			
01:27		60-77	-17	1 HOLLOWAY A 1&1 free throw 1 made (9)
01:27	2 LUBIN V substitution out			
01:27	21 KAMATEROS T substitution in			
01:27		60-78	-18	1 HOLLOWAY A 1&1 free throw 2 made (10)
01:19	0 LAWRENCE T 2pt FG in the paint, driving layup missed			
01:18	13 PRESLEY M offensive rebound (4)			
01:18	13 PRESLEY M foul drawn (4)			2 WILLIAMS J foul personal (1 - 14)
01:18	13 PRESLEY M free throw 1 - 2 made (11)	61-78	-17	
01:18	13 PRESLEY M free throw 2 - 2 missed			
01:17	23 RIVERA-TORRES J offensive rebound (2)			
01:13	23 RIVERA-TORRES J 2pt FG second chance outside the paint, jump shot missed			
01:11				2 WILLIAMS J defensive rebound (8)
00:48				0 JOHNSON K 3pt FG , jump shot missed
00:45	23 RIVERA-TORRES J defensive rebound (3)			
00:40	23 RIVERA-TORRES J 2pt FG fast break in the paint, driving layup made (14)	63-78	-15	
00:35		63-80	-17	10 BAKER-MAZARA C 2pt FG fast break in the paint, alleyoop made (5)
00:35				0 JOHNSON K assist (1)
00:28	0 LAWRENCE T 3pt FG , jump shot blocked			
00:28				44 CARDWELL D block (2)
00:27	0 LAWRENCE T offensive rebound (3)			
00:27	0 LAWRENCE T foul drawn (7)			0 JOHNSON K foul personal (4 - 15)
00:27	0 LAWRENCE T free throw 1 - 2 made (14)	64-80	-16	
00:27	0 LAWRENCE T free throw 2 - 2 made (15)	65-80	-15	
END OF GAME				
Vandy 65-80 AU				



Auburn at Vanderbilt

01/17/24 Memorial Gymnasium, Nashville, Tenn.
Vanderbilt vs. Auburn

Game Time: 8:00 PM
Game Duration: 2:01
Attendance: 7,099

Officials: Terry Oglesby, Jeffrey Anderson, Courtney Green

Auburn - 39

NO.	Name	F	Min	FG			3P			FT			Rebounds			Fouls		TP	AS	TO	ST	Blocks		+/-
				M-A	M-A	M-A	OR	DR	TOT	PF	FD	BS	BA											
2	Jaylin Williams	F	14:35	2-2	0-0	0-0	1	4	5	1	1	4	2	0	1	0	0	1	0	0	1			
4	Johni Broome	F	12:59	4-6	0-1	3-5	3	3	6	2	4	11	2	1	0	0	0	0	0	0				
5	Chris Moore	F	04:49	1-2	0-0	0-0	0	0	0	1	0	2	0	0	0	0	0	0	0	0	-4			
1	Aden Holloway	G	08:44	0-3	0-3	2-2	0	1	1	2	1	2	1	1	0	0	0	0	0	-5				
12	Denver Jones	G	11:35	1-2	1-2	0-0	1	0	1	0	0	3	1	0	0	0	0	0	0	-3				
3	Tre Donaldson		11:16	1-1	1-1	0-0	0	0	0	3	1	3	0	2	0	0	0	0	3					
10	Chad Baker-Mazara		12:03	1-4	0-3	0-0	0	0	0	0	0	2	1	1	0	0	0	0	6					
31	Chaney Johnson		05:25	0-2	0-1	0-0	0	0	0	3	0	0	0	0	0	0	1	0	-3					
0	K.D. Johnson		08:25	0-2	0-1	1-2	0	1	1	1	1	1	1	0	1	0	1	1	1					
44	Dylan Cardwell		07:01	3-4	0-0	2-2	2	2	4	1	1	8	0	0	0	1	0	-2						
24	Lior Berman		03:08	1-1	1-1	0-0	0	0	0	1	0	3	0	0	0	0	0	-4						
Team							0	1	1			0		0										
Totals				14-29	3-13	8-11	7	12	19	15	9	39	8	5	2	2	1	-2						

Shooting By Period		
2 nd FG%	14-29	48.3%
3PT%	3-13	23.1%
FT%	8-11	72.7%
GM FG%	14-29	48.3%
3PT%	3-13	23.1%
FT%	8-11	72.7%

Dead Ball Rebounds: 3, 0

Technical Fouls::NONE

Vanderbilt - 41

NO.	Name	F	Min	FG			3P			FT			Rebounds			Fouls		TP	AS	TO	ST	Blocks		+/-
				M-A	M-A	M-A	OR	DR	TOT	PF	FD	BS	BA											
2	Ven-Allen Lubin	F	15:52	2-4	1-1	2-2	1	3	4	3	1	7	0	0	1	0	0	1	0	0	1			
13	Malik Presley	F	12:48	2-2	1-1	4-7	4	0	4	1	4	9	0	0	0	0	0	3	0	0				
24	JaQualon "JQ" Roberts	F	01:51	0-0	0-0	0-0	0	0	0	0	0	0	0	0	0	0	0	3	0	0				
0	Tyrin Lawrence	G	17:19	0-5	0-2	5-6	1	1	2	2	3	5	2	0	0	0	1	3	0	1				
5	Ezra Manjon	G	15:52	1-4	0-1	2-4	0	2	2	0	2	4	0	1	0	0	0	2	0					
12	Evan Taylor		00:00	0-0	0-0	0-0	0	0	0	0	0	0	0	0	0	0	0	0	0					
23	Jason Rivera-Torres		14:41	4-7	0-1	6-6	1	2	3	1	3	14	0	0	2	0	0	2						
35	Carter Lang		08:12	0-2	0-1	0-0	1	0	1	0	1	0	1	0	0	0	0	-5						
4	Isaiah West		04:08	1-2	0-0	0-0	0	0	0	0	1	2	0	2	0	1	1	0						
10	Jordan Williams		02:41	0-0	0-0	0-0	0	0	0	1	0	0	0	0	0	0	0	-1						
21	Tasos Kamateros		06:36	0-0	0-0	0-0	0	0	0	1	0	0	0	0	0	0	0	2						
Team							0	0	0			0		0										
Totals				10-26	2-7	19-25	8	8	16	9	15	41	3	3	3	1	2	2						

Shooting By Period		
2 nd FG%	10-26	38.5%
3PT%	2-7	28.6%
FT%	19-25	76%
GM FG%	10-26	38.5%
3PT%	2-7	28.6%
FT%	19-25	76.0%

Dead Ball Rebounds: 2, 0

Technical Fouls::NONE

	AU	Vandy
Biggest lead	22 (2 nd 7:39)	0 (1 st 20:00)
Best Scoring Run	6(2 nd 2:37)	6(2 nd 4:51)
Lead Changes	0	
Times Tied	0	
Time with Lead	19:32	00:00

Points from	AU	Vandy
Turnovers	2	7
Paint	20	10
Second Chance	16	12
Fast Breaks	4	3
Bench	17	16

	Period by Period Scoring		
	1st	2nd	TOT
AU	41	39	80
Vandy	24	41	65



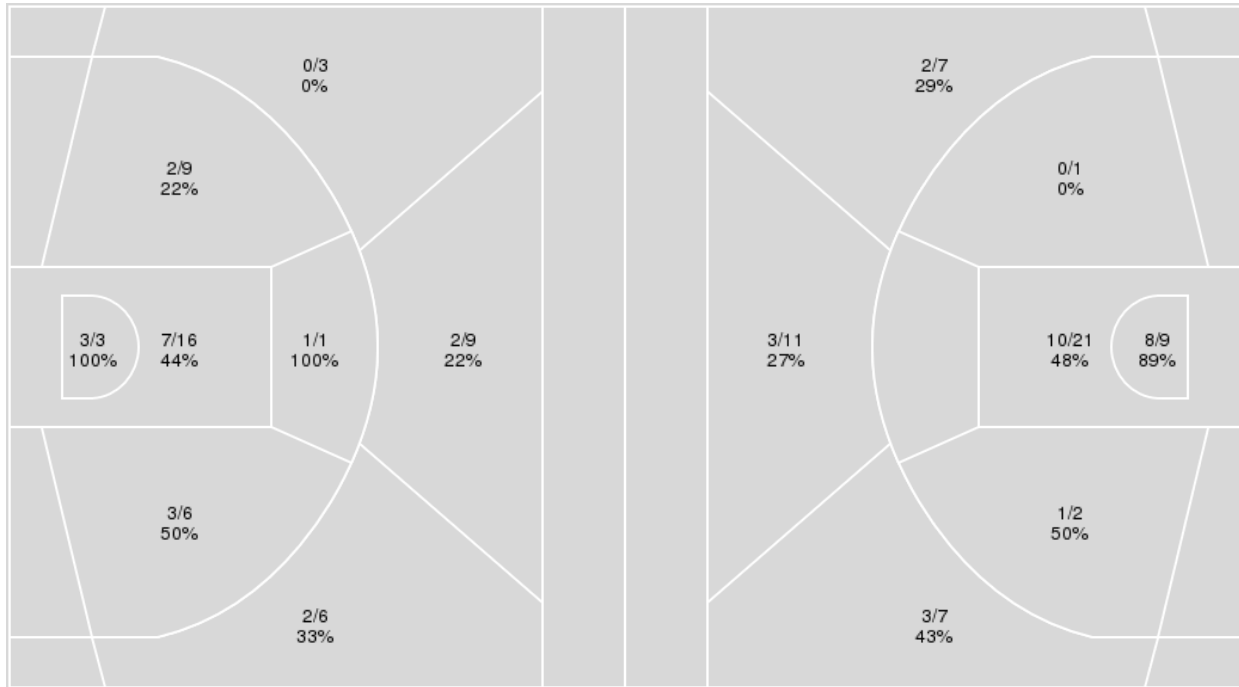
Officials: Terry Oglesby, Jeffrey Anderson, Courtney Green

{ Players => 0, 1, 2, 3, 4, 5, 10, 12, 13, 15, 21, 22, 23, 24, 25, 34, 35; }
 FG Types => All; Results => All;

{ Players => 0, 1, 2, 3, 4, 5, 10, 12, 13, 14, 20, 21, 22, 23, 24, 31, 33, 42, 44, 55; } FG Types => All; Results => All;

Vanderbilt

Auburn



Vanderbilt	M/A	%
Field Goals	20/53	38
2 Points	16/35	46
3 Points	4/18	22
Free Throws	21/30	70

Auburn	M/A	%
Field Goals	27/58	47
2 Points	19/33	58
3 Points	8/25	32
Free Throws	18/22	82



Auburn at Vanderbilt

01/17/24 Memorial Gymnasium, Nashville, Tenn.
Vanderbilt vs. Auburn

Game Time: 8:00 PM
Game Duration: 2:01
Attendance: 7,099

Officials: Terry Oglesby, Jeffrey Anderson, Courtney Green

Auburn

No	Name	Mins		Score		Points Diff		Points per Min		Assists		Rebounds		Steals		Turnovers	
		On	Off	On	Off	On	Off	On	Off	On	Off	On	Off	On	Off	On	Off
0	K.D. Johnson	16:54	23:06	29 - 27	51 - 38	2	13	1.72	2.21	4	9	17	22	4	5	6	4
1	Aden Holloway	18:57	21:03	42 - 31	38 - 34	11	4	2.22	1.81	6	7	23	16	4	5	3	7
2	Jaylin Williams	28:36	11:24	65 - 45	15 - 20	20	-5	2.27	1.32	10	3	33	6	6	3	5	5
3	Tre Donaldson	21:03	18:57	38 - 34	42 - 31	4	11	1.81	2.22	7	6	16	23	5	4	7	3
4	Johni Broome	24:37	15:23	54 - 37	26 - 28	17	-2	2.19	1.69	10	3	25	14	5	4	4	6
5	Chris Moore	10:26	29:34	20 - 19	60 - 46	1	14	1.92	2.03	3	10	10	29	2	7	1	9
10	Chad Baker-Mazara	24:22	15:38	51 - 37	29 - 28	14	1	2.09	1.86	9	4	24	15	6	3	7	3
12	Denver Jones	23:06	16:54	51 - 38	29 - 27	13	2	2.21	1.72	9	4	22	17	5	4	4	6
24	Lior Berman	05:12	34:48	9 - 9	71 - 56	0	15	1.73	2.04	1	12	5	34	1	8	2	8
31	Chaney Johnson	11:24	28:36	15 - 20	65 - 45	-5	20	1.32	2.27	3	10	6	33	3	6	5	5
44	Dylan Cardwell	15:23	24:37	26 - 28	54 - 37	-2	17	1.69	2.19	3	10	14	25	4	5	6	4

Vanderbilt

No	Name	Mins		Score		Points Diff		Points per Min		Assists		Rebounds		Steals		Turnovers	
		On	Off	On	Off	On	Off	On	Off	On	Off	On	Off	On	Off	On	Off
0	Tyrin Lawrence	34:03	05:57	59 - 63	6 - 17	-4	-11	1.73	1.01	3	1	27	3	7	1	7	4
2	Ven-Allen Lubin	28:36	11:24	50 - 53	15 - 27	-3	-12	1.75	1.32	3	1	22	8	5	3	5	6
3	Paul Lewis	05:22	34:38	2 - 16	63 - 64	-14	-1	0.37	1.82	0	4	3	27	3	5	4	7
4	Isaiah West	09:22	30:38	13 - 15	52 - 65	-2	-13	1.39	1.70	1	3	9	21	1	7	5	6
5	Ezra Manjon	33:46	06:14	56 - 67	9 - 13	-11	-4	1.66	1.44	3	1	26	4	6	2	7	4
10	Jordan Williams	02:41	37:19	4 - 5	61 - 75	-1	-14	1.49	1.63	1	3	0	30	0	8	2	9
12	Evan Taylor	02:35	37:25	4 - 4	61 - 76	0	-15	1.55	1.63	0	4	1	29	1	7	0	11
13	Malik Presley	21:32	18:28	48 - 44	17 - 36	4	-19	2.23	0.92	3	1	16	14	3	5	2	9
21	Tasos Kamateros	10:32	29:28	15 - 25	50 - 55	-10	-5	1.42	1.70	1	3	10	20	2	6	4	7
23	Jason Rivera-Torres	20:43	19:17	32 - 46	33 - 34	-14	-1	1.54	1.71	2	2	15	15	6	2	6	5
24	JaQualon "JQ" Roberts	15:20	24:40	23 - 25	42 - 55	-2	-13	1.50	1.70	2	2	11	19	3	5	7	4
35	Carter Lang	15:28	24:32	19 - 37	46 - 43	-18	3	1.23	1.87	1	3	10	20	3	5	6	5

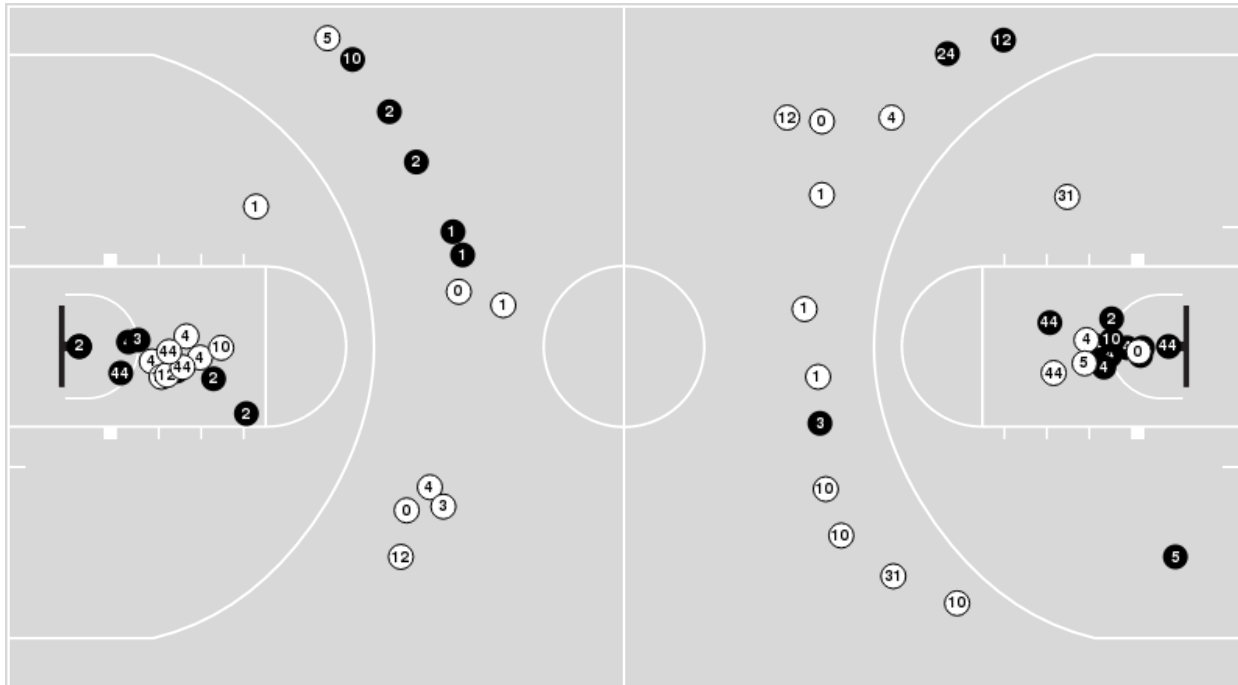


Officials: Terry Oglesby, Jeffrey Anderson, Courtney Green

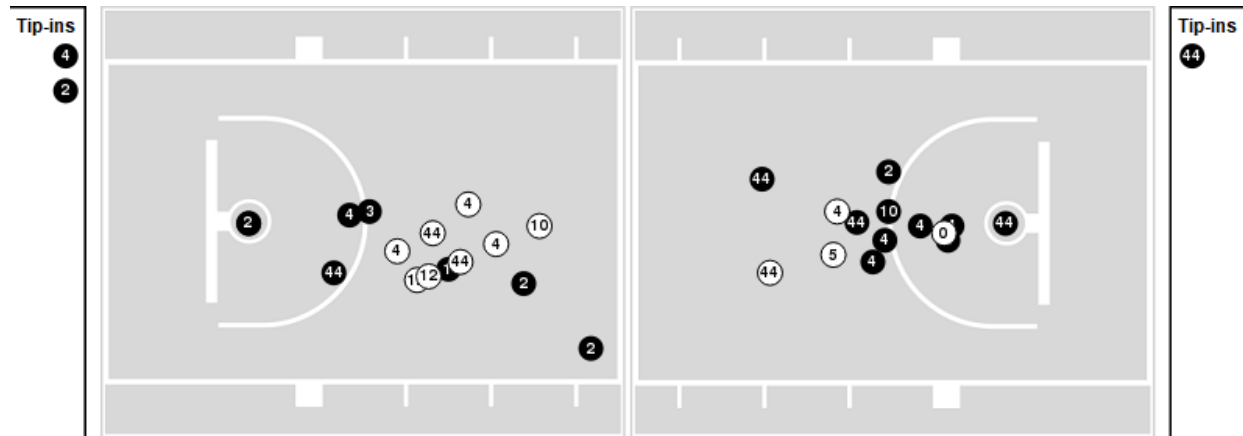
Players => 0, 1, 2, 3, 4, 5, 10, 12, 13, 14, 20, 21, 22, 23, 24, 31, 33, 42, 44, 55 FG Types=>All Results=>All

Auburn

All Field Goals



Blow Up Chart



● Made ○ Missed N - Player Number

Auburn	M/A	%
Field Goals	27/58	47
2 Points	19/33	58
3 Points	8/25	32
Free Throws	18/22	82

Auburn	M/A	%
Points in the Paint	36 (18 / 30)	60
Fast Break Points	9 (5/5)	100
Second Chance Points	29 (16/17)	94
Effective FG%	53	

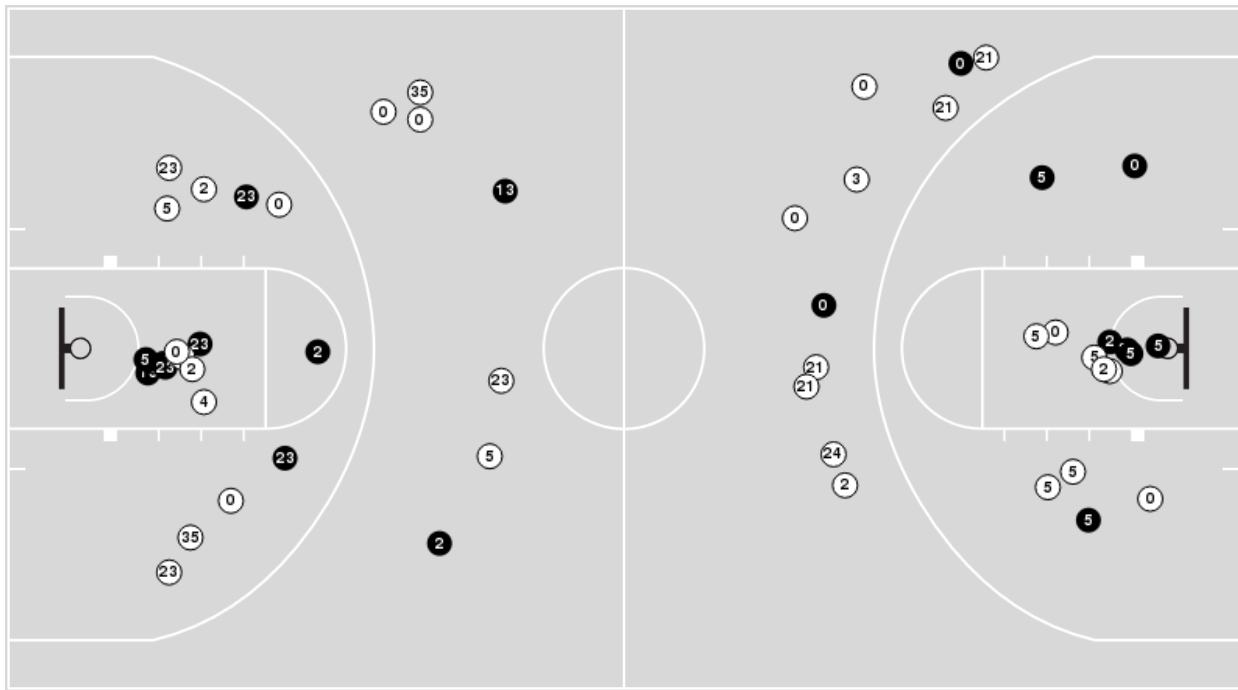


Officials: Terry Oglesby, Jeffrey Anderson, Courtney Green

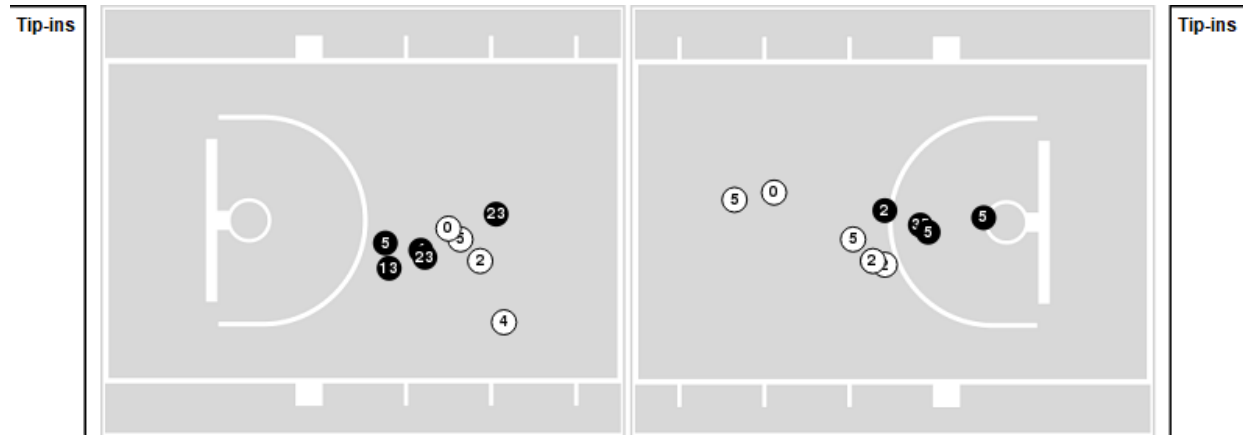
Players => 0, 1, 2, 3, 4, 5, 10, 12, 13, 15, 21, 22, 23, 24, 25, 34, 35 FG Types=>All Results=>All

Vanderbilt

All Field Goals



Blow Up Chart



● Made ○ Missed N - Player Number

Vanderbilt	M/A	%
Field Goals	20/53	38
2 Points	16/35	46
3 Points	4/18	22
Free Throws	21/30	70

Vanderbilt	M/A	%
Points in the Paint	20 (10 / 19)	53
Fast Break Points	5 (3/4)	75
Second Chance Points	16 (11/18)	61
Effective FG%	42	



Auburn at Vanderbilt

01/17/24 Memorial Gymnasium, Nashville, Tenn.
Vanderbilt vs. Auburn

Game Time: 8:00 PM
Game Duration: 2:01
Attendance: 7,099

Officials: Terry Oglesby, Jeffrey Anderson, Courtney Green

Auburn

Lineup	Quarter On	Time On	Quarter Off	Time Off	Time on Court	Score	Score Diff	Reb	Stl	Tov	Ass	PPP
1- Holloway A/ 2- Williams J/ 4- Broome J/ 5- Moore C/ 12- Jones D/	1	20:00	1	14:23	05:37	12-7	5	7	1	0	2	1.5000
0- Johnson K/ 3- Donaldson T/ 10- Baker-Mazara C/ 31- Johnson C/ 44- Cardwell D/	1	14:23	1	10:08	04:15	6-9	-3	1	2	3	1	0.8721
0- Johnson K/ 2- Williams J/ 3- Donaldson T/ 10- Baker-Mazara C/ 44- Cardwell D/	1	10:08	1	09:50	00:18	2-0	2	1	0	0	0	2.0000
1- Holloway A/ 2- Williams J/ 4- Broome J/ 10- Baker-Mazara C/ 12- Jones D/	1	09:50	1	06:52	02:58	10-2	8	3	2	1	2	1.8382
1- Holloway A/ 2- Williams J/ 4- Broome J/ 12- Jones D/ 24- Berman L/	1	06:52	1	05:14	01:38	5-2	3	2	0	0	0	2.1552
3- Donaldson T/ 4- Broome J/ 12- Jones D/ 24- Berman L/ 31- Johnson C/	1	05:14	1	04:48	00:26	1-0	1	0	1	0	0	2.2727
0- Johnson K/ 3- Donaldson T/ 4- Broome J/ 10- Baker-Mazara C/ 31- Johnson C/	1	04:48	1	03:49	00:59	0-0	0	1	0	0	0	0.0000
0- Johnson K/ 3- Donaldson T/ 10- Baker-Mazara C/ 31- Johnson C/ 44- Cardwell D/	1	03:49	1	03:30	00:19	0-0	0	0	0	0	0	0.0000
0- Johnson K/ 2- Williams J/ 3- Donaldson T/ 10- Baker-Mazara C/ 44- Cardwell D/	1	03:30	1	00:51	02:38	3-1	2	4	1	1	0	0.6303
2- Williams J/ 3- Donaldson T/ 10- Baker-Mazara C/ 12- Jones D/ 44- Cardwell D/	1	00:51	2	20:00	00:51	2-3	-1	1	0	0	0	2.0000
1- Holloway A/ 2- Williams J/ 4- Broome J/ 5- Moore C/ 12- Jones D/	2	20:00	2	18:09	01:51	2-5	-3	1	1	0	0	0.6667
2- Williams J/ 3- Donaldson T/ 4- Broome J/ 5- Moore C/ 12- Jones D/	2	18:09	2	17:03	01:06	2-0	2	1	0	0	0	1.0638
3- Donaldson T/ 4- Broome J/ 10- Baker-Mazara C/ 12- Jones D/ 31- Johnson C/	2	17:03	2	14:46	02:17	5-4	1	1	0	0	1	2.5000
0- Johnson K/ 1- Holloway A/ 2- Williams J/ 4- Broome J/ 10- Baker-Mazara C/	2	14:46	2	13:35	01:11	4-2	2	2	0	0	1	2.0000
0- Johnson K/ 1- Holloway A/ 2- Williams J/ 10- Baker-Mazara C/ 44- Cardwell D/	2	13:35	2	11:32	02:03	4-3	1	4	0	0	0	1.0000
0- Johnson K/ 2- Williams J/ 3- Donaldson T/ 10- Baker-Mazara C/ 44- Cardwell D/	2	11:32	2	09:11	02:21	5-4	1	1	1	1	1	1.3298
3- Donaldson T/ 4- Broome J/ 12- Jones D/ 24- Berman L/ 31- Johnson C/	2	09:11	2	07:12	01:59	3-2	1	2	0	0	1	1.5000
1- Holloway A/ 4- Broome J/ 12- Jones D/ 24- Berman L/ 31- Johnson C/	2	07:12	2	06:23	00:49	0-2	-2	1	0	1	0	0.0000
3- Donaldson T/ 4- Broome J/ 12- Jones D/ 24- Berman L/ 31- Johnson C/	2	06:23	2	06:03	00:20	0-3	-3	0	0	1	0	0.0000
2- Williams J/ 3- Donaldson T/ 4- Broome J/ 5- Moore C/ 12- Jones D/	2	06:03	2	04:11	01:52	4-7	-3	1	0	1	1	1.1628
2- Williams J/ 3- Donaldson T/ 4- Broome J/ 10- Baker-Mazara C/ 12- Jones D/	2	04:11	2	02:50	01:21	5-1	4	2	0	0	2	2.5000
0- Johnson K/ 1- Holloway A/ 2- Williams J/ 4- Broome J/ 10- Baker-Mazara C/	2	02:50	2	02:37	00:13	1-0	1	1	0	0	0	1.1364
0- Johnson K/ 1- Holloway A/ 2- Williams J/ 10- Baker-Mazara C/ 44- Cardwell D/	2	02:37	2	00:00	02:37	4-8	-4	2	0	1	1	1.0309



Auburn at Vanderbilt

01/17/24 Memorial Gymnasium, Nashville, Tenn.
Vanderbilt vs. Auburn

Game Time: 8:00 PM
Game Duration: 2:01
Attendance: 7,099

Officials: Terry Oglesby, Jeffrey Anderson, Courtney Green

Vanderbilt

Lineup	Quarter On	Time On	Quarter Off	Time Off	Time on Court	Score	Score Diff	Reb	Stl	Tov	Ass	PPP
0- Lawrence T/2- Lubin V/5- Manjon E/13- Presley M/24- Roberts J/	1	20:00	1	12:14	07:46	16-14	2	5	1	1	1	1.4545
0- Lawrence T/3- Lewis P/23- Rivera-Torres J/24- Roberts J/35- Lang C/	1	12:14	1	10:08	02:06	0-4	-4	0	2	2	0	0.0000
3- Lewis P/5- Manjon E/21- Kamateros T/23- Rivera-Torres J/35- Lang C/	1	10:08	1	06:52	03:16	2-12	-10	3	1	2	0	0.3106
0- Lawrence T/2- Lubin V/5- Manjon E/21- Kamateros T/23- Rivera-Torres J/	1	06:52	1	06:12	00:40	0-2	-2	1	0	0	0	0.0000
0- Lawrence T/2- Lubin V/5- Manjon E/13- Presley M/24- Roberts J/	1	06:12	1	05:14	00:58	2-3	-1	0	0	0	0	2.0000
0- Lawrence T/2- Lubin V/4- West I/5- Manjon E/24- Roberts J/	1	05:14	1	02:35	02:39	0-2	-2	4	0	3	0	0.0000
0- Lawrence T/2- Lubin V/4- West I/5- Manjon E/12- Taylor E/	1	02:35	1	01:54	00:41	0-1	-1	0	1	0	0	0.0000
0- Lawrence T/4- West I/5- Manjon E/12- Taylor E/35- Lang C/	1	01:54	2	20:00	01:54	4-3	1	1	0	0	0	1.3889
0- Lawrence T/2- Lubin V/5- Manjon E/13- Presley M/24- Roberts J/	2	20:00	2	18:09	01:51	5-2	3	2	0	1	1	1.4535
0- Lawrence T/2- Lubin V/5- Manjon E/13- Presley M/23- Rivera-Torres J/	2	18:09	2	17:03	01:06	0-2	-2	1	0	0	0	0.0000
0- Lawrence T/2- Lubin V/5- Manjon E/13- Presley M/35- Lang C/	2	17:03	2	13:35	03:28	6-9	-3	3	0	0	0	1.4286
0- Lawrence T/2- Lubin V/5- Manjon E/23- Rivera-Torres J/35- Lang C/	2	13:35	2	11:32	02:03	3-4	-1	3	0	0	0	0.8721
4- West I/10- Williams J/21- Kamateros T/23- Rivera-Torres J/35- Lang C/	2	11:32	2	08:51	02:41	4-5	-1	0	0	2	1	0.8000
0- Lawrence T/2- Lubin V/5- Manjon E/21- Kamateros T/23- Rivera-Torres J/	2	08:51	2	06:23	02:28	4-3	1	2	1	0	0	1.2048
0- Lawrence T/2- Lubin V/5- Manjon E/13- Presley M/23- Rivera-Torres J/	2	06:23	2	01:27	04:56	14-10	4	1	2	0	1	1.5837
0- Lawrence T/2- Lubin V/4- West I/13- Presley M/23- Rivera-Torres J/	2	01:27	2	01:27	00:00	0-1	-1	0	0	0	0	0.0000
0- Lawrence T/4- West I/13- Presley M/21- Kamateros T/23- Rivera-Torres J/	2	01:27	2	00:00	01:27	5-3	2	4	0	0	0	1.8116



Auburn at Vanderbilt

01/17/24 Memorial Gymnasium, Nashville, Tenn.
Vanderbilt vs. Auburn

Game Time: 8:00 PM
Game Duration: 2:01
Attendance: 7,099

Officials: Terry Oglesby, Jeffrey Anderson, Courtney Green

Auburn

Lineup	Time	Score	Score Diff	Pts/Min	Reb	Stl	Tov	Ass	PPP
1- Holloway A/ 2- Williams J/ 4- Broome J/ 5- Moore C/ 12- Jones D/	07:28	14-12	2	1.8750	8	2	0	2	1.2727
0- Johnson K/ 2- Williams J/ 3- Donaldson T/ 10- Baker-Mazara C/ 44- Cardwell D/	05:17	10-5	5	1.8904	6	2	2	1	1.0504
0- Johnson K/ 1- Holloway A/ 2- Williams J/ 10- Baker-Mazara C/ 44- Cardwell D/	04:40	8-11	-3	1.7143	6	0	1	1	1.0152
0- Johnson K/ 3- Donaldson T/ 10- Baker-Mazara C/ 31- Johnson C/ 44- Cardwell D/	04:34	6-9	-3	1.3139	1	2	3	1	0.8721
1- Holloway A/ 2- Williams J/ 4- Broome J/ 10- Baker-Mazara C/ 12- Jones D/	02:58	10-2	8	3.3708	3	2	1	2	1.8382
2- Williams J/ 3- Donaldson T/ 4- Broome J/ 5- Moore C/ 12- Jones D/	02:58	6-7	-1	2.0225	2	0	1	1	1.1278
3- Donaldson T/ 4- Broome J/ 12- Jones D/ 24- Berman L/ 31- Johnson C/	02:45	4-5	-1	1.4545	2	1	1	1	1.1628
3- Donaldson T/ 4- Broome J/ 10- Baker-Mazara C/ 12- Jones D/ 31- Johnson C/	02:17	5-4	1	2.1898	1	0	0	1	2.5000
1- Holloway A/ 2- Williams J/ 4- Broome J/ 12- Jones D/ 24- Berman L/	01:38	5-2	3	3.0612	2	0	0	0	2.1552
0- Johnson K/ 1- Holloway A/ 2- Williams J/ 4- Broome J/ 10- Baker-Mazara C/	01:24	5-2	3	3.5714	3	0	0	1	1.7361
2- Williams J/ 3- Donaldson T/ 4- Broome J/ 10- Baker-Mazara C/ 12- Jones D/	01:21	5-1	4	3.7037	2	0	0	2	2.5000
0- Johnson K/ 3- Donaldson T/ 4- Broome J/ 10- Baker-Mazara C/ 31- Johnson C/	00:59	0-0	0	0.0000	1	0	0	0	0.0000
2- Williams J/ 3- Donaldson T/ 10- Baker-Mazara C/ 12- Jones D/ 44- Cardwell D/	00:51	2-3	-1	2.3256	1	0	0	0	2.0000
1- Holloway A/ 4- Broome J/ 12- Jones D/ 24- Berman L/ 31- Johnson C/	00:49	0-2	-2	0.0000	1	0	1	0	0.0000



Auburn at Vanderbilt

01/17/24 Memorial Gymnasium, Nashville, Tenn.
Vanderbilt vs. Auburn

Game Time: 8:00 PM
Game Duration: 2:01
Attendance: 7,099

Officials: Terry Oglesby, Jeffrey Anderson, Courtney Green

Vanderbilt

Lineup	Time	Score	Score Diff	Pts/Min	Reb	Stl	Tov	Ass	PPP
0- Lawrence T/ 2- Lubin V/ 5- Manjon E/ 13- Presley M/ 24- Roberts J/	10:35	23-19	4	2.1732	7	1	2	2	1.4896
0- Lawrence T/ 2- Lubin V/ 5- Manjon E/ 13- Presley M/ 23- Rivera-Torres J/	06:02	14-12	2	2.3204	2	2	0	1	1.4228
0- Lawrence T/ 2- Lubin V/ 5- Manjon E/ 13- Presley M/ 35- Lang C/	03:28	6-9	-3	1.7308	3	0	0	0	1.4286
3- Lewis P/ 5- Manjon E/ 21- Kamateros T/ 23- Rivera-Torres J/ 35- Lang C/	03:16	2-12	-10	0.6122	3	1	2	0	0.3106
0- Lawrence T/ 2- Lubin V/ 5- Manjon E/ 21- Kamateros T/ 23- Rivera-Torres J/	03:08	4-5	-1	1.2766	3	1	0	0	0.9259
4- West I/ 10- Williams J/ 21- Kamateros T/ 23- Rivera-Torres J/ 35- Lang C/	02:41	4-5	-1	1.4907	0	0	2	1	0.8000
0- Lawrence T/ 2- Lubin V/ 4- West I/ 5- Manjon E/ 24- Roberts J/	02:39	0-2	-2	0.0000	4	0	3	0	0.0000
0- Lawrence T/ 3- Lewis P/ 23- Rivera-Torres J/ 24- Roberts J/ 35- Lang C/	02:06	0-4	-4	0.0000	0	2	2	0	0.0000
0- Lawrence T/ 2- Lubin V/ 5- Manjon E/ 23- Rivera-Torres J/ 35- Lang C/	02:03	3-4	-1	1.4634	3	0	0	0	0.8721
0- Lawrence T/ 4- West I/ 5- Manjon E/ 12- Taylor E/ 35- Lang C/	01:54	4-3	1	2.1053	1	0	0	0	1.3889
0- Lawrence T/ 4- West I/ 13- Presley M/ 21- Kamateros T/ 23- Rivera-Torres J/	01:27	5-3	2	3.4483	4	0	0	0	1.8116
0- Lawrence T/ 2- Lubin V/ 4- West I/ 5- Manjon E/ 12- Taylor E/	00:41	0-1	-1	0.0000	0	1	0	0	0.0000
0- Lawrence T/ 2- Lubin V/ 4- West I/ 13- Presley M/ 23- Rivera-Torres J/	00:00	0-1	-1	NaN	0	0	0	0	0.0000