



Officials: Pat Adams, Todd Austin, Rob Rorke

Alabama - 78

Record: 9-5 (1-0)

NO.	Name	F	Min	FG		3P		FT		Rebounds			Fouls		TP	AS	TO	ST	Blocks		+/-
				M-A	M-A	M-A	OR	DR	TOT	PF	FD	BS	BA								
2	Grant Nelson	F	28:21	3-5	1-3	2-5	1	4	5	3	4	9	1	2	0	3	0	-4			
11	Mohamed Wague	F	07:24	0-0	0-0	0-0	2	1	3	1	1	0	1	1	0	0	0	3			
1	Mark Sears	G	34:10	6-13	3-5	6-6	0	4	4	1	5	21	3	6	3	0	3	4			
3	Rylan Griffen	G	30:14	7-11	1-4	1-3	1	3	4	3	2	16	1	3	1	0	0	-4			
55	Aaron Estrada	G	27:40	2-7	1-5	0-0	0	7	7	1	0	5	6	3	0	1	0	0			
12	Latrell Wrightsell Jr.		25:09	3-8	3-7	2-2	0	1	1	1	1	11	1	1	0	0	0	2			
15	Jarin Stevenson		14:54	2-3	1-2	0-1	1	3	4	0	2	5	0	0	0	0	0	2			
10	Mouhamed Dioubate		03:58	0-0	0-0	1-2	0	1	1	1	1	1	0	0	0	0	0	-1			
24	Sam Walters		12:47	2-4	2-4	2-2	0	2	2	3	1	8	0	0	0	0	0	11			
23	Nick Pringle		15:23	1-2	0-0	0-0	2	2	4	1	0	2	0	0	1	1	0	2			
Team										2	4	6			0						
Totals				26-53	12-30	14-21	9	32	41	15	17	78	13	16	5	5	3	3			

Shooting By Period		
1st FG%	13-24	54.2%
3PT%	7-16	43.8%
FT%	7-9	77.8%
2nd FG%	13-29	44.8%
3PT%	5-14	35.7%
FT%	7-12	58.3%
GM FG%	26-53	49.1%
3PT%	12-30	40.0%
FT%	14-21	66.7%

Dead Ball Rebounds: 2, 0

Technical Fouls::NONE

Vanderbilt - 75

Record: 5-9 (0-1)

NO.	Name	F	Min	FG		3P		FT		Rebounds			Fouls		TP	AS	TO	ST	Blocks		+/-
				M-A	M-A	M-A	OR	DR	TOT	PF	FD	BS	BA								
2	Ven-Allen Lubin	F	15:25	1-2	0-0	2-2	2	2	4	2	2	4	2	1	0	1	0	-6			
21	Tasos Kamateros	F	31:25	2-7	2-7	0-0	2	3	5	1	0	6	0	2	1	0	1	7			
0	Tyrin Lawrence	G	34:55	7-19	2-6	4-6	1	4	5	0	5	20	1	2	3	0	2	-6			
5	Ezra Manjon	G	27:12	5-11	0-2	6-6	0	1	1	0	4	16	0	1	2	0	1	3			
10	Jordan Williams	G	22:12	2-5	2-4	0-0	0	0	0	3	0	6	2	0	1	1	0	-2			
23	Jason Rivera-Torres		23:01	8-13	1-4	3-4	2	4	6	3	3	20	1	1	2	1	0	5			
35	Carter Lang		08:02	0-0	0-0	0-0	1	2	3	1	0	0	0	1	0	0	0	-8			
3	Paul Lewis		08:57	0-1	0-0	0-0	0	0	0	1	0	0	0	0	0	0	0	-11			
12	Evan Taylor		21:33	1-7	0-3	0-0	1	5	6	4	0	2	0	0	1	0	1	-3			
13	Malik Presley		07:18	0-0	0-0	1-2	0	0	0	2	1	1	0	0	0	0	0	6			
Team										2	2	4			0		1				
Totals				26-65	7-26	16-20	11	23	34	17	15	75	6	9	10	3	5	-3			

Shooting By Period		
1st FG%	12-33	36.4%
3PT%	5-15	33.3%
FT%	7-8	87.5%
2nd FG%	14-32	43.8%
3PT%	2-11	18.2%
FT%	9-12	75%
GM FG%	26-65	40.0%
3PT%	7-26	26.9%
FT%	16-20	80.0%

Dead Ball Rebounds: 0, 0

Technical Fouls::NONE

	Bama	Vandy
Biggest lead	18 (1st 10:08)	1 (1st 18:11)
Best Scoring Run	14(1st 10:08)	9(1st 7:39)
Lead Changes	4	
Times Tied	3	
Time with Lead	38:17	00:12

Points from	Bama	Vandy
Turnovers	11	15
Paint	24	20
Second Chance	12	14
Fast Breaks	20	8
Bench	27	23

	Period by Period Scoring		
	1st	2nd	TOT
Bama	40	38	78
Vandy	36	39	75



Alabama at Vanderbilt

01/06/24 Memorial Gymnasium, Nashville, Tenn.
Vanderbilt vs. Alabama

Game Time: 2:30 PM
Game Duration: 2:07
Attendance: 8,703

Officials: Pat Adams, Todd Austin, Rob Rorke

Period 1

Quarter Starters:

Vandy	0 Lawrence T	2 Lubin V	5 Manjon E	10 Williams J	21 Kamateros T
Bama	1 Sears M	2 Nelson G	3 Griffen R	11 Wague M	55 Estrada A

Game Time	Vandy	Score	Diff	Bama
20:00	2 LUBIN V jumpball lost			11 WAGUE M jumpball won
19:38		0-2	-2	3 GRIFFEN R 2pt FG in the paint, driving layup made (2)
19:22	5 MANJON E 2pt FG in the paint, layup missed			
19:17	2 LUBIN V offensive rebound (1)			
19:17	2 LUBIN V 2pt FG second chance in the paint, layup made (2)	2-2	0	
19:07	2 LUBIN V foul shooting (1 - 1)			1 SEARS M foul drawn (1)
19:07		2-3	-1	1 SEARS M free throw 1 - 2 made (1)
19:07		2-4	-2	1 SEARS M free throw 2 - 2 made (2)
18:37	5 MANJON E 2pt FG outside the paint, turnaround jump shot made (2)	4-4	0	
18:33	5 MANJON E foul drawn (1)			1 SEARS M foul shooting (1 - 1)
18:11	5 MANJON E free throw 1 - 1 made (3)	5-4	1	
18:10				55 ESTRADA A 3pt FG , jump shot missed
18:10				11 WAGUE M offensive rebound (1)
18:10		5-7	-2	1 SEARS M 3pt FG second chance, jump shot made (5)
18:10				55 ESTRADA A assist (1)
17:36	0 LAWRENCE T 3pt FG , jump shot made (3)	8-7	1	
17:25		8-9	-1	2 NELSON G 2pt FG in the paint, dunk, made (2)
17:25				11 WAGUE M assist (1)
16:58	5 MANJON E 2pt FG outside the paint, jump shot missed			
16:55				55 ESTRADA A defensive rebound (1)
16:50	5 MANJON E steal (1)			55 ESTRADA A turnover lost ball (1)
16:27	0 LAWRENCE T 2pt FG from turnover in the paint, turnaround jump shot missed			
16:23				55 ESTRADA A defensive rebound (2)
16:20		8-11	-3	3 GRIFFEN R 2pt FG fast break in the paint, driving layup made (4)
16:20				55 ESTRADA A assist (2)
15:53	2 LUBIN V foul drawn (1)			11 WAGUE M foul personal (1 - 2)
15:53	Timeout media			
15:53	2 LUBIN V substitution out			
15:53	10 WILLIAMS J substitution out			
15:53	23 RIVERA-TORRES J substitution in			
15:53	35 LANG C substitution in			
15:53				11 WAGUE M substitution out
15:53				55 ESTRADA A substitution out
15:53				12 WRIGHTSELL JR. L substitution in
15:53				15 STEVENSON J substitution in
15:34	23 RIVERA-TORRES J 3pt FG , jump shot made (3)	11-11	0	
15:27	23 RIVERA-TORRES J steal (1)			3 GRIFFEN R turnover bad pass (1)
15:22	23 RIVERA-TORRES J 2pt FG from turnover in the paint, layup missed			
15:22				defensive rebound (4)
15:01		11-14	-3	3 GRIFFEN R 3pt FG , jump shot made (7)



Official Basketball Play by Play - First Half

Alabama at Vanderbilt

01/06/24 Memorial Gymnasium, Nashville, Tenn.
Vanderbilt vs. Alabama

Game Time: 2:30 PM
Game Duration: 2:07
Attendance: 8,703

Officials: Pat Adams, Todd Austin, Rob Rorke

Game Time	Vandy	Score	Diff	Bama
15:01				12 WRIGHTSELL JR. L assist (1)
14:40	0 LAWRENCE T 2pt FG in the paint, driving layup missed			
14:34	35 LANG C offensive rebound (1)			
14:34	0 LAWRENCE T 2pt FG second chance in the paint, layup made (5)	13-14	-1	
14:27		13-16	-3	15 STEVENSON J 2pt FG in the paint, jump shot made (2)
14:10	21 KAMATEROS T 3pt FG , jump shot missed			
14:07				2 NELSON G defensive rebound (1)
14:02		13-19	-6	12 WRIGHTSELL JR. L 3pt FG fast break, jump shot made (3)
14:02				3 GRIFFEN R assist (1)
13:37	5 MANJON E foul drawn (2)			2 NELSON G foul shooting (1 - 3)
13:37	5 MANJON E free throw 1 - 2 made (4)	14-19	-5	
13:37	21 KAMATEROS T substitution out			
13:37	12 TAYLOR E substitution in			
13:37				1 SEARS M substitution out
13:37				2 NELSON G substitution out
13:37				3 GRIFFEN R substitution out
13:37				10 DIOUBATE M substitution in
13:37				24 WALTERS S substitution in
13:37				55 ESTRADA A substitution in
13:37	5 MANJON E free throw 2 - 2 made (5)	15-19	-4	
13:37	5 MANJON E substitution out			
13:37	3 LEWIS P substitution in			
13:17	35 LANG C foul shooting (1 - 2)			10 DIOUBATE M foul drawn (1)
13:17				10 DIOUBATE M free throw 1 - 2 missed
13:17				offensive dead ball rebound (1)
13:17		15-20	-5	10 DIOUBATE M free throw 2 - 2 made (1)
12:56	23 RIVERA-TORRES J 2pt FG in the paint, jump shot missed			
12:52				55 ESTRADA A defensive rebound (3)
12:51		15-23	-8	24 WALTERS S 3pt FG fast break, jump shot made (3)
12:51				55 ESTRADA A assist (3)
12:24	12 TAYLOR E 3pt FG , jump shot missed			
12:21				55 ESTRADA A defensive rebound (4)
12:15				24 WALTERS S 3pt FG , jump shot missed
12:11	35 LANG C defensive rebound (2)			
12:06	3 LEWIS P 2pt FG in the paint, jump shot missed			
12:02				10 DIOUBATE M defensive rebound (1)
11:54	Timeout media			
11:54	23 RIVERA-TORRES J substitution out			
11:54	35 LANG C substitution out			
11:54	2 LUBIN V substitution in			
11:54	10 WILLIAMS J substitution in			
11:54				10 DIOUBATE M substitution out
11:54				15 STEVENSON J substitution out
11:54				1 SEARS M substitution in
11:54				2 NELSON G substitution in
11:45	3 LEWIS P foul shooting (1 - 3)			1 SEARS M foul drawn (2)
11:45		15-24	-9	1 SEARS M free throw 1 - 2 made (6)
11:45		15-25	-10	1 SEARS M free throw 2 - 2 made (7)



Alabama at Vanderbilt

01/06/24 Memorial Gymnasium, Nashville, Tenn.
Vanderbilt vs. Alabama

Game Time: 2:30 PM
Game Duration: 2:07
Attendance: 8,703

Officials: Pat Adams, Todd Austin, Rob Rorke

Game Time	Vandy	Score	Diff	Bama
11:23	12 TAYLOR E 3pt FG , jump shot missed			
11:19				55 ESTRADA A defensive rebound (5)
11:12		15-28	-13	24 WALTERS S 3pt FG , jump shot made (6)
11:12				1 SEARS M assist (1)
10:58	0 LAWRENCE T 3pt FG , jump shot missed			
10:54				24 WALTERS S defensive rebound (1)
10:49		15-31	-16	12 WRIGHTSELL JR. L 3pt FG fast break, jump shot made (6)
10:48	Timeout 30 Sec			
10:48	3 LEWIS P substitution out			
10:48	12 TAYLOR E substitution out			
10:48	5 MANJON E substitution in			
10:48	21 KAMATEROS T substitution in			
10:48				24 WALTERS S substitution out
10:48				3 GRIFFEN R substitution in
10:28	5 MANJON E 2pt FG in the paint, jump shot blocked			
10:28				2 NELSON G block (1)
10:22				12 WRIGHTSELL JR. L defensive rebound (1)
10:16				55 ESTRADA A 3pt FG , jump shot missed
10:13				2 NELSON G offensive rebound (2)
10:08		15-33	-18	3 GRIFFEN R 2pt FG second chance in the paint, pull up jump shot made (9)
09:40	10 WILLIAMS J 3pt FG , jump shot made (3)	18-33	-15	
09:40	2 LUBIN V assist (1)			
09:31				1 SEARS M 2pt FG in the paint, driving layup blocked
09:31	2 LUBIN V block (1)			
09:26	21 KAMATEROS T defensive rebound (1)			
09:13	5 MANJON E 2pt FG in the paint, driving layup made (7)	20-33	-13	
09:13	2 LUBIN V assist (2)			
09:13	5 MANJON E foul drawn (3)			12 WRIGHTSELL JR. L foul shooting (1 - 4)
09:13				12 WRIGHTSELL JR. L substitution out
09:13				23 PRINGLE N substitution in
09:13	5 MANJON E free throw 1 - 1 made (8)	21-33	-12	
09:13	0 LAWRENCE T substitution out			
09:13	13 PRESLEY M substitution in			
08:52	21 KAMATEROS T foul personal (1 - 4)			1 SEARS M foul drawn (3)
08:38				3 GRIFFEN R turnover bad pass (2)
08:38				3 GRIFFEN R substitution out
08:38				24 WALTERS S substitution in
08:24				1 SEARS M substitution out
08:24				12 WRIGHTSELL JR. L substitution in
08:11	5 MANJON E 2pt FG from turnover in the paint, layup made (10)	23-33	-10	
07:52				12 WRIGHTSELL JR. L 3pt FG , jump shot missed
07:49				23 PRINGLE N offensive rebound (1)
07:42	10 WILLIAMS J steal (1)			2 NELSON G turnover lost ball (1)
07:39	13 PRESLEY M foul drawn (1)			24 WALTERS S foul shooting (1 - 5)
07:39				Timeout media
07:39				2 NELSON G substitution out
07:39				15 STEVENSON J substitution in
07:39	13 PRESLEY M free throw fast break 1 - 2 made (1)	24-33	-9	



Alabama at Vanderbilt

01/06/24 Memorial Gymnasium, Nashville, Tenn.
Vanderbilt vs. Alabama

Game Time: 2:30 PM
Game Duration: 2:07
Attendance: 8,703

Officials: Pat Adams, Todd Austin, Rob Rorke

Game Time	Vandy	Score	Diff	Bama
07:39	13 PRESLEY M free throw fast break 2 - 2 missed			
07:36				defensive rebound (14)
07:20				23 PRINGLE N 2pt FG in the paint, turnaround jump shot missed
07:17	5 MANJON E defensive rebound (1)			
06:56	10 WILLIAMS J 3pt FG , jump shot missed			
06:53				24 WALTERS S defensive rebound (2)
06:40		24-36	-12	12 WRIGHTSELL JR. L 3pt FG , jump shot made (9)
06:40				55 ESTRADA A assist (4)
06:12	21 KAMATEROS T 3pt FG , jump shot made (3)	27-36	-9	
06:12	10 WILLIAMS J assist (1)			
05:52				12 WRIGHTSELL JR. L 3pt FG , jump shot missed
05:48	2 LUBIN V defensive rebound (2)			
05:38	5 MANJON E 3pt FG , jump shot missed			
05:33				15 STEVENSON J defensive rebound (1)
05:30	10 WILLIAMS J foul shooting (1 - 5)			12 WRIGHTSELL JR. L foul drawn (1)
05:30		27-37	-10	12 WRIGHTSELL JR. L free throw fast break 1 - 2 made (10)
05:30	2 LUBIN V substitution out			
05:30	0 LAWRENCE T substitution in			
05:30				24 WALTERS S substitution out
05:30				55 ESTRADA A substitution out
05:30				1 SEARS M substitution in
05:30				3 GRIFFEN R substitution in
05:30		27-38	-11	12 WRIGHTSELL JR. L free throw fast break 2 - 2 made (11)
05:11	21 KAMATEROS T 3pt FG , jump shot missed			
05:09				3 GRIFFEN R defensive rebound (1)
05:04	13 PRESLEY M foul personal (1 - 6)			15 STEVENSON J foul drawn (1)
05:04	13 PRESLEY M foul personal (2 - 7)			15 STEVENSON J foul drawn (2)
05:02				15 STEVENSON J 1&1 free throw 1 missed
05:01	0 LAWRENCE T defensive rebound (1)			
04:46	5 MANJON E turnover bad pass (1)			1 SEARS M steal (1)
04:40		27-40	-13	3 GRIFFEN R 2pt FG fast break from turnover outside the paint, jump shot made (11)
04:40				1 SEARS M assist (2)
04:09	0 LAWRENCE T 2pt FG in the paint, jump shot missed			
04:06	21 KAMATEROS T offensive rebound (2)			
04:05	21 KAMATEROS T 3pt FG second chance, jump shot made (6)	30-40	-10	
03:52	21 KAMATEROS T steal (1)			12 WRIGHTSELL JR. L turnover bad pass (1)
03:43	0 LAWRENCE T 3pt FG from turnover, jump shot missed			
03:40				1 SEARS M defensive rebound (1)
03:38				1 SEARS M turnover lost ball (1)
03:38	Timeout media			
03:38	10 WILLIAMS J substitution out			
03:38	13 PRESLEY M substitution out			
03:38	12 TAYLOR E substitution in			
03:38	23 RIVERA-TORRES J substitution in			
03:38				12 WRIGHTSELL JR. L substitution out
03:38				15 STEVENSON J substitution out
03:38				23 PRINGLE N substitution out
03:38				2 NELSON G substitution in



Official Basketball Play by Play - First Half

Alabama at Vanderbilt

01/06/24 Memorial Gymnasium, Nashville, Tenn.

Vanderbilt vs. Alabama

Game Time: 2:30 PM

Game Duration: 2:07

Attendance: 8,703

Officials: Pat Adams, Todd Austin, Rob Rorke

Game Time	Vandy	Score	Diff	Bama
03:38				10 DIOUBATE M substitution in
03:38				55 ESTRADA A substitution in
03:18	12 TAYLOR E 2pt FG from turnover outside the paint, turnaround jump shot made (2)	32-40	-8	
02:58				2 NELSON G 3pt FG , jump shot missed
02:54	12 TAYLOR E defensive rebound (1)			
02:46	12 TAYLOR E 2pt FG in the paint, turnaround jump shot missed			
02:42				2 NELSON G defensive rebound (3)
02:32				3 GRIFFEN R 3pt FG , jump shot missed
02:32	23 RIVERA-TORRES J defensive rebound (1)			
02:32	23 RIVERA-TORRES J foul drawn (1)			10 DIOUBATE M foul personal (1 - 6)
02:02	5 MANJON E 2pt FG outside the paint, turnaround jump shot made (12)	34-40	-6	
01:55				3 GRIFFEN R 3pt FG , jump shot missed
01:50	defensive rebound (11)			
01:50				10 DIOUBATE M substitution out
01:50				12 WRIGHTSELL JR. L substitution in
01:35	23 RIVERA-TORRES J 3pt FG , jump shot missed			
01:32				2 NELSON G defensive rebound (4)
01:26				3 GRIFFEN R turnover travel (3)
00:57	12 TAYLOR E 2pt FG from turnover in the paint, jump shot blocked			
00:57				2 NELSON G block (2)
00:57	12 TAYLOR E offensive rebound (2)			
00:57	turnover shot clock (2)			
00:45	12 TAYLOR E steal (1)			1 SEARS M turnover lost ball (2)
00:45	0 LAWRENCE T foul drawn (1)			55 ESTRADA A foul personal (1 - 7)
00:45				3 GRIFFEN R substitution out
00:45				11 WAGUE M substitution in
00:45	0 LAWRENCE T 1&1 free throw 1 made (6)	35-40	-5	
00:45	0 LAWRENCE T 1&1 free throw 2 made (7)	36-40	-4	
00:27				55 ESTRADA A 3pt FG , jump shot missed
00:27	defensive rebound (13)			
00:27				1 SEARS M substitution out
00:27				3 GRIFFEN R substitution in
00:27				11 WAGUE M substitution out
00:27				10 DIOUBATE M substitution in
00:01	5 MANJON E 3pt FG , jump shot missed			
00:00	offensive rebound (14)			
END OF PERIOD				
Vandy 36-40 Bama				



Officials: Pat Adams, Todd Austin, Rob Rorke

Alabama - 40

NO.	Name	F	Min	FG			3P			FT			Rebounds			Fouls		TP	AS	TO	ST	Blocks		+/-
				M-A	M-A	M-A	OR	DR	TOT	PF	FD	BS	BA											
2	Grant Nelson	F	14:16	1-2	0-1	0-0	1	3	4	1	0	2	0	1	0	2	0	1	0	0	2	0	1	
11	Mohamed Wague	F	04:25	0-0	0-0	0-0	1	0	1	1	0	0	1	0	0	1	0	0	0	0	0	0	1	
1	Mark Sears	G	14:56	1-2	1-1	4-4	0	1	1	1	3	7	2	2	1	0	1	3	0	0	0	1	3	
3	Rylan Griffen	G	13:45	5-7	1-3	0-0	0	1	1	0	0	11	1	3	0	0	0	0	0	0	0	0	-3	
55	Aaron Estrada	G	15:52	0-3	0-3	0-0	0	5	5	1	0	0	4	1	0	0	0	0	0	0	0	2		
12	Latrell Wrightsell Jr.		13:16	3-5	3-5	2-2	0	1	1	1	1	11	1	1	0	0	0	0	0	0	0	6		
15	Jarin Stevenson		08:00	1-1	0-0	0-1	0	1	1	0	2	2	0	0	0	0	0	0	0	0	0	5		
10	Mouhamed Dioubate		03:58	0-0	0-0	1-2	0	1	1	1	1	1	0	0	0	0	0	0	0	0	0	-1		
24	Sam Walters		05:57	2-3	2-3	0-0	0	2	2	1	0	6	0	0	0	0	0	0	0	0	0	9		
23	Nick Pringle		05:35	0-1	0-0	0-0	1	0	1	0	0	0	0	0	0	0	0	0	0	0	0	-3		
Team							0	2	2			0			0									
Totals				13-24	7-16	7-9	3	17	20	7	7	40	9	8	1	2	1	4						

Shooting By Period		
1st FG%	13-24	54.2%
3PT%	7-16	43.8%
FT%	7-9	77.8%
GM FG%	13-24	54.2%
3PT%	7-16	43.8%
FT%	7-9	77.8%

Dead Ball Rebounds: 1, 0

Technical Fouls::NONE

Vanderbilt - 36

NO.	Name	F	Min	FG			3P			FT			Rebounds			Fouls		TP	AS	TO	ST	Blocks		+/-
				M-A	M-A	M-A	OR	DR	TOT	PF	FD	BS	BA											
2	Ven-Allen Lubin	F	10:31	1-1	0-0	0-0	1	1	2	1	1	2	2	0	0	0	1	0	0	0	1	0	-5	
21	Tasos Kamateros	F	17:11	2-4	2-4	0-0	1	1	2	1	0	6	0	0	1	0	0	0	1	0	0	7		
0	Tyrin Lawrence	G	16:17	2-7	1-3	2-2	0	1	1	0	1	7	0	0	0	0	0	0	0	0	0	-6		
5	Ezra Manjon	G	17:11	4-9	0-2	4-4	0	1	1	0	3	12	0	1	1	0	1	0	1	0	1	8		
10	Jordan Williams	G	12:23	1-2	1-2	0-0	0	0	0	1	0	3	1	0	1	0	0	0	1	0	0	-5		
23	Jason Rivera-Torres		07:37	1-4	1-2	0-0	0	1	1	0	1	3	0	0	1	0	0	0	1	0	0	1		
35	Carter Lang		03:59	0-0	0-0	0-0	1	1	2	1	0	0	0	0	0	0	0	0	0	0	0	-5		
3	Paul Lewis		02:49	0-1	0-0	0-0	0	0	0	1	0	0	0	0	0	0	0	0	0	0	0	-12		
12	Evan Taylor		06:27	1-5	0-2	0-0	1	1	2	0	0	2	0	0	1	0	1	0	1	0	1	-5		
13	Malik Presley		05:35	0-0	0-0	1-2	0	0	0	2	1	1	0	0	0	0	0	0	0	0	0	2		
Team							1	2	3			0			1									
Totals				12-33	5-15	7-8	5	9	14	7	7	36	3	2	5	1	2	-4						

Shooting By Period		
1st FG%	12-33	36.4%
3PT%	5-15	33.3%
FT%	7-8	87.5%
GM FG%	12-33	36.4%
3PT%	5-15	33.3%
FT%	7-8	87.5%

Dead Ball Rebounds: 0, 0

Technical Fouls::NONE

	Bama	Vandy
Biggest lead	18 (1 st 10:08)	1 (1 st 18:11)
Best Scoring Run	14(1 st 10:08)	9(1 st 7:39)
Lead Changes	4	
Times Tied	3	
Time with Lead	18:17	00:12

Points from	Bama	Vandy
Turnovers	2	7
Paint	10	8
Second Chance	5	7
Fast Breaks	15	3
Bench	20	6

	Period by Period Scoring		
	1st	2nd	TOT
Bama	40	38	78
Vandy	36	39	75



Alabama at Vanderbilt

01/06/24 Memorial Gymnasium, Nashville, Tenn.
Vanderbilt vs. Alabama

Game Time: 2:30 PM
Game Duration: 2:07
Attendance: 8,703

Officials: Pat Adams, Todd Austin, Rob Rorke

Period 2

Quarter Starters:

Vandy	0 Lawrence T	2 Lubin V	5 Manjon E	10 Williams J	21 Kamateros T
Bama	1 Sears M	2 Nelson G	3 Griffen R	11 Wague M	55 Estrada A

Game Time	Vandy	Score	Diff	Bama
20:00	12 TAYLOR E substitution out			
20:00	23 RIVERA-TORRES J substitution out			
20:00	2 LUBIN V substitution in			
20:00	10 WILLIAMS J substitution in			
20:00				10 DIOUBATE M substitution out
20:00				12 WRIGHTSELL JR. L substitution out
20:00				1 SEARS M substitution in
20:00				11 WAGUE M substitution in
19:48	2 LUBIN V foul offensive (2 - 1)			11 WAGUE M foul drawn (1)
19:48	2 LUBIN V turnover offensive (1)			
19:35		36-42	-6	3 GRIFFEN R 2pt FG from turnover outside the paint, jump shot made (13)
19:17	0 LAWRENCE T 2pt FG outside the paint, pull up jump shot missed			
19:14	2 LUBIN V offensive rebound (3)			
19:14	2 LUBIN V foul drawn (2)			2 NELSON G foul shooting (2 - 1)
19:14	2 LUBIN V free throw 1 - 2 made (3)	37-42	-5	
19:14	2 LUBIN V free throw 2 - 2 made (4)	38-42	-4	
19:04				3 GRIFFEN R 3pt FG , jump shot missed
19:01	2 LUBIN V defensive rebound (4)			
18:43	5 MANJON E 2pt FG outside the paint, jump shot missed			
18:40	0 LAWRENCE T offensive rebound (2)			
18:29	0 LAWRENCE T 2pt FG second chance in the paint, driving layup missed			
18:26				2 NELSON G defensive rebound (5)
18:19				55 ESTRADA A 3pt FG , jump shot missed
18:16				3 GRIFFEN R offensive rebound (2)
18:06				1 SEARS M 3pt FG second chance, jump shot missed
18:01				11 WAGUE M offensive rebound (2)
18:00				2 NELSON G turnover bad pass (2)
17:48	21 KAMATEROS T 3pt FG from turnover, jump shot missed			
17:48				defensive rebound (24)
17:39		38-44	-6	55 ESTRADA A 2pt FG in the paint, driving layup made (2)
17:12	10 WILLIAMS J 3pt FG , jump shot missed			
17:09	21 KAMATEROS T offensive rebound (3)			
17:09	21 KAMATEROS T turnover bad pass (1)			1 SEARS M steal (2)
17:02				11 WAGUE M turnover travel (1)
17:02				11 WAGUE M substitution out
17:02				23 PRINGLE N substitution in
16:32	2 LUBIN V 2pt FG from turnover outside the paint, jump shot missed			
16:30				55 ESTRADA A defensive rebound (6)
16:19		38-47	-9	55 ESTRADA A 3pt FG , jump shot made (5)
16:19				1 SEARS M assist (3)



Alabama at Vanderbilt

01/06/24 Memorial Gymnasium, Nashville, Tenn.
Vanderbilt vs. Alabama

Game Time: 2:30 PM
Game Duration: 2:07
Attendance: 8,703

Officials: Pat Adams, Todd Austin, Rob Rorke

Game Time	Vandy	Score	Diff	Bama
15:52	0 LAWRENCE T 2pt FG in the paint, driving layup blocked			
15:52				2 NELSON G block (3)
15:47				55 ESTRADA A defensive rebound (7)
15:45				1 SEARS M turnover lost ball (3)
15:24	0 LAWRENCE T 2pt FG from turnover in the paint, driving layup made (9)	40-47	-7	
15:24	0 LAWRENCE T foul drawn (2)			2 NELSON G foul shooting (3 - 2)
15:24	Timeout media			
15:24	2 LUBIN V substitution out			
15:24	10 WILLIAMS J substitution out			
15:24	21 KAMATEROS T substitution out			
15:24	12 TAYLOR E substitution in			
15:24	23 RIVERA-TORRES J substitution in			
15:24	35 LANG C substitution in			
15:24				2 NELSON G substitution out
15:24				12 WRIGHTSELL JR. L substitution in
15:24	0 LAWRENCE T free throw 1 - 1 made (10)	41-47	-6	
15:13				55 ESTRADA A 2pt FG outside the paint, jump shot missed
15:09				23 PRINGLE N offensive rebound (2)
15:09		41-49	-8	23 PRINGLE N 2pt FG second chance in the paint, layup made (2)
14:48	12 TAYLOR E 2pt FG outside the paint, turnaround jump shot missed			
14:44				23 PRINGLE N defensive rebound (3)
14:41				55 ESTRADA A substitution out
14:41				24 WALTERS S substitution in
14:29		41-51	-10	3 GRIFFEN R 2pt FG in the paint, driving layup made (15)
13:58	5 MANJON E 2pt FG outside the paint, jump shot made (14)	43-51	-8	
13:42				24 WALTERS S 3pt FG , jump shot missed
13:38	35 LANG C defensive rebound (3)			
13:37	35 LANG C turnover bad pass (1)			
13:15	5 MANJON E steal (2)			1 SEARS M turnover lost ball (4)
13:09	0 LAWRENCE T turnover lost ball (1)			23 PRINGLE N steal (1)
12:40		43-54	-11	1 SEARS M 3pt FG from turnover, jump shot made (10)
12:12	0 LAWRENCE T 2pt FG in the paint, driving layup missed			
12:09				1 SEARS M defensive rebound (2)
12:07	12 TAYLOR E foul shooting (1 - 2)			24 WALTERS S foul drawn (1)
12:07		43-55	-12	24 WALTERS S free throw fast break 1 - 2 made (7)
12:07				1 SEARS M substitution out
12:07				23 PRINGLE N substitution out
12:07				2 NELSON G substitution in
12:07				15 STEVENSON J substitution in
12:07		43-56	-13	24 WALTERS S free throw fast break 2 - 2 made (8)
11:54	0 LAWRENCE T 2pt FG outside the paint, floating jump shot made (12)	45-56	-11	
11:42				2 NELSON G 3pt FG , jump shot missed
11:38	23 RIVERA-TORRES J defensive rebound (2)			
11:32	23 RIVERA-TORRES J 2pt FG outside the paint, step back jump shot made (5)	47-56	-9	
11:21	23 RIVERA-TORRES J foul shooting (1 - 3)			2 NELSON G foul drawn (1)
11:21				2 NELSON G free throw 1 - 2 missed



Alabama at Vanderbilt

01/06/24 Memorial Gymnasium, Nashville, Tenn.
Vanderbilt vs. Alabama

Game Time: 2:30 PM
Game Duration: 2:07
Attendance: 8,703

Officials: Pat Adams, Todd Austin, Rob Rorke

Game Time	Vandy	Score	Diff	Bama
11:21				offensive dead ball rebound (2)
11:21		47-57	-10	2 NELSON G free throw 2 - 2 made (3)
11:21	Timeout media			
11:21	5 MANJON E substitution out			
11:21	35 LANG C substitution out			
11:21	3 LEWIS P substitution in			
11:21	21 KAMATEROS T substitution in			
11:21				3 GRIFFEN R substitution out
11:21				12 WRIGHTSELL JR. L substitution out
11:21				1 SEARS M substitution in
11:21				55 ESTRADA A substitution in
10:56	23 RIVERA-TORRES J 2pt FG in the paint, driving layup made (7)	49-57	-8	
10:30				1 SEARS M 2pt FG in the paint, layup missed
10:26	0 LAWRENCE T defensive rebound (3)			
10:07	0 LAWRENCE T 3pt FG , jump shot missed			
10:04				1 SEARS M defensive rebound (3)
09:58		49-60	-11	2 NELSON G 3pt FG , jump shot made (6)
09:58				55 ESTRADA A assist (5)
09:37	0 LAWRENCE T foul drawn (3)			24 WALTERS S foul personal (2 - 3)
09:34	23 RIVERA-TORRES J 2pt FG outside the paint, jump shot made (9)	51-60	-9	
09:34	0 LAWRENCE T assist (1)			
09:23	0 LAWRENCE T steal (1)			55 ESTRADA A turnover lost ball (2)
09:14	23 RIVERA-TORRES J 3pt FG from turnover, jump shot missed			
09:13				defensive rebound (31)
09:13	0 LAWRENCE T substitution out			
09:13	5 MANJON E substitution in			
09:01	23 RIVERA-TORRES J steal (2)			55 ESTRADA A turnover lost ball (3)
08:56	23 RIVERA-TORRES J 2pt FG fast break from turnover in the paint, driving layup made (11)	53-60	-7	
08:39		53-63	-10	15 STEVENSON J 3pt FG , jump shot made (5)
08:39				2 NELSON G assist (1)
08:19	23 RIVERA-TORRES J 3pt FG , jump shot missed			
08:16				15 STEVENSON J defensive rebound (2)
08:08				1 SEARS M 3pt FG , jump shot missed
08:05	12 TAYLOR E defensive rebound (3)			
07:51	5 MANJON E foul drawn (4)			24 WALTERS S foul shooting (3 - 4)
07:51	Timeout media			
07:51				2 NELSON G substitution out
07:51				24 WALTERS S substitution out
07:51				55 ESTRADA A substitution out
07:51				3 GRIFFEN R substitution in
07:51				12 WRIGHTSELL JR. L substitution in
07:51				23 PRINGLE N substitution in
07:51	5 MANJON E free throw 1 - 2 made (15)	54-63	-9	
07:51	5 MANJON E free throw 2 - 2 made (16)	55-63	-8	
07:51	5 MANJON E substitution out			
07:51	0 LAWRENCE T substitution in			
07:38				12 WRIGHTSELL JR. L 3pt FG , jump shot missed



Alabama at Vanderbilt

01/06/24 Memorial Gymnasium, Nashville, Tenn.
Vanderbilt vs. Alabama

Game Time: 2:30 PM
Game Duration: 2:07
Attendance: 8,703

Officials: Pat Adams, Todd Austin, Rob Rorke

Game Time	Vandy	Score	Diff	Bama
07:30				15 STEVENSON J offensive rebound (3)
07:30	jump ball situation			
07:14				3 GRIFFEN R 2pt FG second chance outside the paint, jump shot missed
07:09	21 KAMATEROS T defensive rebound (4)			
07:08	21 KAMATEROS T turnover lost ball (2)			1 SEARS M steal (3)
07:01		55-65	-10	1 SEARS M 2pt FG fast break from turnover in the paint, driving layup made (12)
06:36	23 RIVERA-TORRES J foul drawn (2)			3 GRIFFEN R foul shooting (1 - 5)
06:36	23 RIVERA-TORRES J free throw 1 - 3 made (12)	56-65	-9	
06:36	23 RIVERA-TORRES J free throw 2 - 3 made (13)	57-65	-8	
06:36	23 RIVERA-TORRES J free throw 3 - 3 made (14)	58-65	-7	
06:24	0 LAWRENCE T steal (2)			1 SEARS M turnover bad pass (5)
06:16	12 TAYLOR E 3pt FG from turnover, jump shot missed			
06:13				15 STEVENSON J defensive rebound (4)
06:09				15 STEVENSON J 3pt FG , jump shot missed
06:05	0 LAWRENCE T defensive rebound (4)			
05:47	0 LAWRENCE T turnover bad pass (2)			
05:40		58-67	-9	1 SEARS M 2pt FG from turnover in the paint, driving layup made (14)
05:22	21 KAMATEROS T 3pt FG , jump shot blocked			
05:22				23 PRINGLE N block (1)
05:13				1 SEARS M defensive rebound (4)
05:13				Timeout 30 Sec
05:13	Timeout media			
05:13	3 LEWIS P substitution out			
05:13	10 WILLIAMS J substitution in			
05:13				15 STEVENSON J substitution out
05:13				2 NELSON G substitution in
05:11	0 LAWRENCE T steal (3)			1 SEARS M turnover lost ball (6)
04:55	0 LAWRENCE T 3pt FG from turnover, jump shot made (15)	61-67	-6	
04:55	10 WILLIAMS J assist (2)			
04:35				1 SEARS M 2pt FG in the paint, driving layup missed
04:35				offensive rebound (36)
04:35	12 TAYLOR E foul personal (2 - 4)			2 NELSON G foul drawn (2)
04:30	10 WILLIAMS J foul personal (2 - 5)			1 SEARS M foul drawn (4)
04:22		61-70	-9	1 SEARS M 3pt FG second chance, jump shot made (17)
03:49	10 WILLIAMS J 2pt FG in the paint, driving layup missed			
03:46	23 RIVERA-TORRES J offensive rebound (3)			
03:41	21 KAMATEROS T 3pt FG second chance, jump shot missed			
03:35				23 PRINGLE N defensive rebound (4)
03:30		61-72	-11	1 SEARS M 2pt FG in the paint, driving layup made (19)
03:23	Timeout 30 Sec			
03:23	Timeout media			
03:20	23 RIVERA-TORRES J turnover bad pass (1)			3 GRIFFEN R steal (1)
03:16				1 SEARS M 2pt FG from turnover in the paint, driving layup blocked
03:16	23 RIVERA-TORRES J block (1)			
03:03	23 RIVERA-TORRES J defensive rebound (4)			
02:59	0 LAWRENCE T 2pt FG in the paint, driving layup made (17)	63-72	-9	



Alabama at Vanderbilt

01/06/24 Memorial Gymnasium, Nashville, Tenn.
Vanderbilt vs. Alabama

Game Time: 2:30 PM
Game Duration: 2:07
Attendance: 8,703

Officials: Pat Adams, Todd Austin, Rob Rorke

Game Time	Vandy	Score	Diff	Bama
02:59	0 LAWRENCE T foul drawn (4)			23 PRINGLE N foul shooting (1 - 6)
02:59	21 KAMATEROS T substitution out			
02:59	13 PRESLEY M substitution in			
02:59				23 PRINGLE N substitution out
02:59				55 ESTRADA A substitution in
02:59	0 LAWRENCE T free throw 1 - 1 missed			
02:58				3 GRIFFEN R defensive rebound (3)
02:33				12 WRIGHTSELL JR. L 3pt FG , jump shot missed
02:29	12 TAYLOR E defensive rebound (4)			
02:11	23 RIVERA-TORRES J 2pt FG outside the paint, turnaround jump shot made (16)	65-72	-7	
01:50				12 WRIGHTSELL JR. L 2pt FG in the paint, driving layup missed
01:46	12 TAYLOR E defensive rebound (5)			
01:29	0 LAWRENCE T 2pt FG in the paint, layup blocked			
01:29				55 ESTRADA A block (1)
01:29	offensive rebound (29)			
01:29	13 PRESLEY M substitution out			
01:29	21 KAMATEROS T substitution in			
01:18	23 RIVERA-TORRES J 2pt FG second chance outside the paint, turnaround jump shot made (18)	67-72	-5	
01:02		67-74	-7	2 NELSON G 2pt FG in the paint, driving layup made (8)
01:02				55 ESTRADA A assist (6)
01:02	12 TAYLOR E foul shooting (3 - 6)			2 NELSON G foul drawn (3)
01:00				2 NELSON G free throw 1 - 1 missed
00:58	21 KAMATEROS T defensive rebound (5)			
00:53	0 LAWRENCE T 2pt FG in the paint, driving layup made (19)	69-74	-5	
00:39				1 SEARS M 2pt FG outside the paint, jump shot blocked
00:39	10 WILLIAMS J block (1)			
00:39				offensive rebound (39)
00:34	23 RIVERA-TORRES J foul personal (2 - 7)			1 SEARS M foul drawn (5)
00:34		69-75	-6	1 SEARS M 1&1 free throw 1 made (20)
00:34		69-76	-7	1 SEARS M 1&1 free throw 2 made (21)
00:30	Timeout 30 Sec			
00:30	12 TAYLOR E substitution out			
00:30	2 LUBIN V substitution in			
00:22	0 LAWRENCE T 3pt FG , jump shot missed			
00:19	23 RIVERA-TORRES J offensive rebound (5)			
00:18	10 WILLIAMS J 3pt FG second chance, jump shot made (6)	72-76	-4	
00:18	23 RIVERA-TORRES J assist (1)			
00:18	Timeout 60 Sec			
00:18	2 LUBIN V substitution out			
00:18	21 KAMATEROS T substitution out			
00:18	12 TAYLOR E substitution in			
00:18	13 PRESLEY M substitution in			
00:18	12 TAYLOR E foul personal (4 - 8)			2 NELSON G foul drawn (4)
00:18		72-77	-5	2 NELSON G 1&1 free throw 1 made (9)
00:17				2 NELSON G 1&1 free throw 2 missed
00:15	12 TAYLOR E defensive rebound (6)			
00:12	23 RIVERA-TORRES J 2pt FG fast break in the paint, driving layup made (20)	74-77	-3	



Alabama at Vanderbilt

01/06/24 Memorial Gymnasium, Nashville, Tenn.
Vanderbilt vs. Alabama

Game Time: 2:30 PM
Game Duration: 2:07
Attendance: 8,703

Officials: Pat Adams, Todd Austin, Rob Rorke

Game Time	Vandy	Score	Diff	Bama
00:10	23 RIVERA-TORRES J foul personal (3 - 9)			3 GRIFFEN R foul drawn (1)
00:08				3 GRIFFEN R 1&1 free throw 1 missed
00:07	0 LAWRENCE T defensive rebound (5)			
00:05	0 LAWRENCE T foul drawn (5)			3 GRIFFEN R foul personal (2 - 7)
00:05	0 LAWRENCE T 1&1 free throw 1 made (20)	75-77	-2	
00:05	12 TAYLOR E substitution out			
00:05	13 PRESLEY M substitution out			
00:05	2 LUBIN V substitution in			
00:05	21 KAMATEROS T substitution in			
00:04	0 LAWRENCE T 1&1 free throw 2 missed			
00:03				3 GRIFFEN R defensive rebound (4)
00:01	10 WILLIAMS J foul personal (3 - 10)			3 GRIFFEN R foul drawn (2)
00:01		75-78	-3	3 GRIFFEN R free throw fast break 1 - 2 made (16)
00:01				3 GRIFFEN R free throw fast break 2 - 2 missed
00:01	23 RIVERA-TORRES J defensive rebound (6)			
00:00	23 RIVERA-TORRES J foul drawn (3)			3 GRIFFEN R foul personal (3 - 8)
00:00				12 WRIGHTSELL JR. L substitution out
00:00				23 PRINGLE N substitution in
00:00				Timeout 30 Sec
00:00	21 KAMATEROS T substitution out			
00:00	13 PRESLEY M substitution in			
00:00				3 GRIFFEN R substitution out
00:00				11 WAGUE M substitution in
00:00	23 RIVERA-TORRES J 1&1 free throw 1 missed			
00:00				11 WAGUE M defensive rebound (3)
END OF GAME				
Vandy 75-78 Bama				



Alabama at Vanderbilt

01/06/24 Memorial Gymnasium, Nashville, Tenn.

Vanderbilt vs. Alabama

Game Time: 2:30 PM

Game Duration: 2:07

Attendance: 8,703

Officials: Pat Adams, Todd Austin, Rob Rorke

Alabama - 38

NO.	Name	F	Min	FG			3P			FT			Rebounds			Fouls		TP	AS	TO	ST	Blocks		+/-
				M-A	M-A	M-A	OR	DR	TOT	PF	FD	OR	DR	TOT	BS	BA								
2	Grant Nelson	F	14:05	2-3	1-2	2-5	0	1	1	2	4	7	1	1	1	0	1	1	0	1	0	-5		
11	Mohamed Wague	F	02:59	0-0	0-0	0-0	1	1	2	0	1	0	0	1	0	0	1	0	0	0	0	2		
1	Mark Sears	G	19:14	5-11	2-4	2-2	0	3	3	0	2	14	1	4	2	0	2	1	0	2	1			
3	Rylan Griffen	G	16:29	2-4	0-1	1-3	1	2	3	3	2	5	0	0	1	0	0	1	0	0	-1			
55	Aaron Estrada	G	11:48	2-4	1-2	0-0	0	2	2	0	0	5	2	2	0	1	0	1	0	-2				
10	Mouhamed Dioubate		00:00	0-0	0-0	0-0	0	0	0	0	0	0	0	0	0	0	0	0	0	0	0			
23	Nick Pringle		09:48	1-1	0-0	0-0	1	2	3	1	0	2	0	0	1	1	0	1	1	0	5			
12	Latrell Wrightsell Jr.		11:53	0-3	0-2	0-0	0	0	0	0	0	0	0	0	0	0	0	0	0	0	-4			
24	Sam Walters		06:50	0-1	0-1	2-2	0	0	0	2	1	2	0	0	0	0	0	0	0	0	2			
15	Jarin Stevenson		06:54	1-2	1-2	0-0	1	2	3	0	0	3	0	0	0	0	0	0	0	0	-3			
Team							2	2	4			0			0									
Totals				13-29	5-14	7-12	6	15	21	8	10	38	4	8	4	3	2	-1						

Shooting By Period		
2 nd FG%	13-29	44.8%
3PT%	5-14	35.7%
FT%	7-12	58.3%
GM FG%	13-29	44.8%
3PT%	5-14	35.7%
FT%	7-12	58.3%

Dead Ball Rebounds: 1, 0

Technical Fouls::NONE

Vanderbilt - 39

NO.	Name	F	Min	FG			3P			FT			Rebounds			Fouls		TP	AS	TO	ST	Blocks		+/-
				M-A	M-A	M-A	OR	DR	TOT	PF	FD	OR	DR	TOT	BS	BA								
2	Ven-Allen Lubin	F	04:54	0-1	0-0	2-2	1	1	2	1	1	2	1	1	2	0	0	1	0	0	0	-1		
21	Tasos Kamateros	F	14:14	0-3	0-3	0-0	1	2	3	0	0	0	0	0	2	0	2	0	0	1	0			
0	Tyrin Lawrence	G	18:38	5-12	1-3	2-4	1	3	4	0	4	13	1	2	3	0	2	0	2	0				
5	Ezra Manjon	G	10:01	1-2	0-0	2-2	0	0	0	0	1	4	0	0	1	0	0	1	0	0	-5			
10	Jordan Williams	G	09:49	1-3	1-2	0-0	0	0	0	2	0	3	1	0	0	1	0	0	1	0	3			
12	Evan Taylor		15:06	0-2	0-1	0-0	0	4	4	4	0	0	0	0	0	0	0	0	0	0	2			
23	Jason Rivera-Torres		15:24	7-9	0-2	3-4	2	3	5	3	2	17	1	1	1	1	1	1	0	4				
35	Carter Lang		04:03	0-0	0-0	0-0	0	1	1	0	0	0	0	1	0	0	0	0	0	-3				
3	Paul Lewis		06:08	0-0	0-0	0-0	0	0	0	0	0	0	0	0	0	0	0	0	0	1				
13	Malik Presley		01:43	0-0	0-0	0-0	0	0	0	0	0	0	0	0	0	0	0	0	0	4				
Team							1	0	1			0			0									
Totals				14-32	2-11	9-12	6	14	20	10	8	39	3	7	5	2	3	1						

Shooting By Period		
2 nd FG%	14-32	43.8%
3PT%	2-11	18.2%
FT%	9-12	75%
GM FG%	14-32	43.8%
3PT%	2-11	18.2%
FT%	9-12	75.0%

Dead Ball Rebounds: 0, 0

Technical Fouls::NONE

	Bama	Vandy
Biggest lead	13 (2 nd 12:07)	0 (1 st 20:00)
Best Scoring Run	5(2 nd 16:19)	6(2 nd 1:18)
Lead Changes	0	
Times Tied	0	
Time with Lead	19:35	00:00

Points from	Bama	Vandy
Turnovers	9	8
Paint	14	12
Second Chance	7	7
Fast Breaks	5	5
Bench	7	17

	Period by Period Scoring		
	1st	2nd	TOT
Bama	40	38	78
Vandy	36	39	75

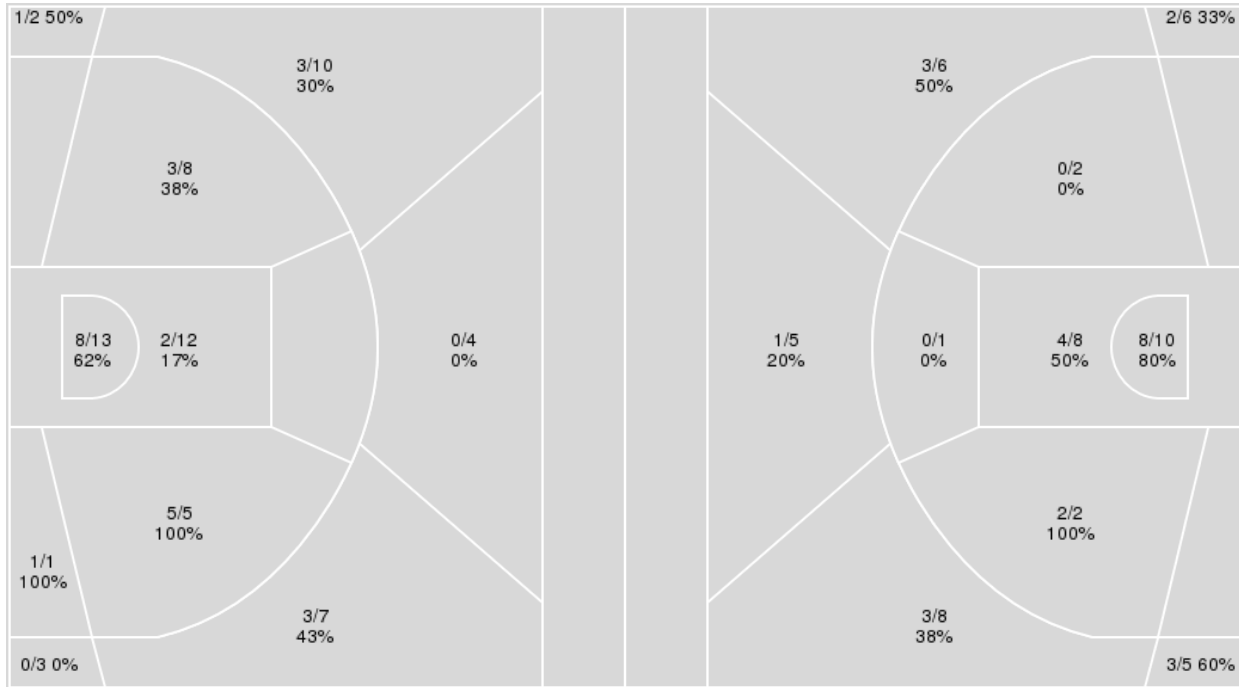


Officials: Pat Adams, Todd Austin, Rob Rorke

{ Players => 0, 1, 2, 3, 4, 5, 10, 12, 13, 15, 21, 22, 23, 24, 25, 34, 35; } { Players => All; } FG Types => All; Results => All;
 FG Types => All; Results => All;

Vanderbilt

Alabama



Vanderbilt	M/A	%
Field Goals	26/65	40
2 Points	19/39	49
3 Points	7/26	27
Free Throws	16/20	80

Alabama	M/A	%
Field Goals	26/53	49
2 Points	14/23	61
3 Points	12/30	40
Free Throws	14/21	67



Alabama at Vanderbilt

01/06/24 Memorial Gymnasium, Nashville, Tenn.

Vanderbilt vs. Alabama

Game Time: 2:30 PM

Game Duration: 2:07

Attendance: 8,703

Officials: Pat Adams, Todd Austin, Rob Rorke

Alabama

No	Name	Mins		Score		Points Diff		Points per Min		Assists		Rebounds		Steals		Turnovers	
		On	Off	On	Off	On	Off	On	Off	On	Off	On	Off	On	Off	On	Off
1	Mark Sears	34:10	05:50	68 - 64	10 - 11	4	-1	1.99	1.71	11	2	34	7	5	0	15	1
2	Grant Nelson	28:21	11:39	55 - 59	23 - 16	-4	7	1.94	1.97	10	3	27	14	2	3	12	4
3	Rylan Griffen	30:14	09:46	56 - 60	22 - 15	-4	7	1.85	2.25	8	5	28	13	5	0	13	3
10	Mouhamed Dioubate	03:58	36:02	4 - 5	74 - 70	-1	4	1.01	2.05	1	12	4	37	0	5	0	16
11	Mohamed Wague	07:24	32:36	15 - 12	63 - 63	3	0	2.03	1.93	3	10	8	33	1	4	3	13
12	Latrell Wrightsell Jr.	25:09	14:51	54 - 52	24 - 23	2	1	2.15	1.62	7	6	27	14	4	1	9	7
15	Jarin Stevenson	14:54	25:06	31 - 29	47 - 46	2	1	2.08	1.87	7	6	16	25	2	3	6	10
23	Nick Pringle	15:23	24:37	27 - 25	51 - 50	2	1	1.76	2.07	3	10	17	24	4	1	8	8
24	Sam Walters	12:47	27:13	30 - 19	48 - 56	11	-8	2.35	1.76	5	8	13	28	1	4	4	12
55	Aaron Estrada	27:40	12:20	50 - 50	28 - 25	0	3	1.81	2.27	10	3	31	10	1	4	10	6

Vanderbilt

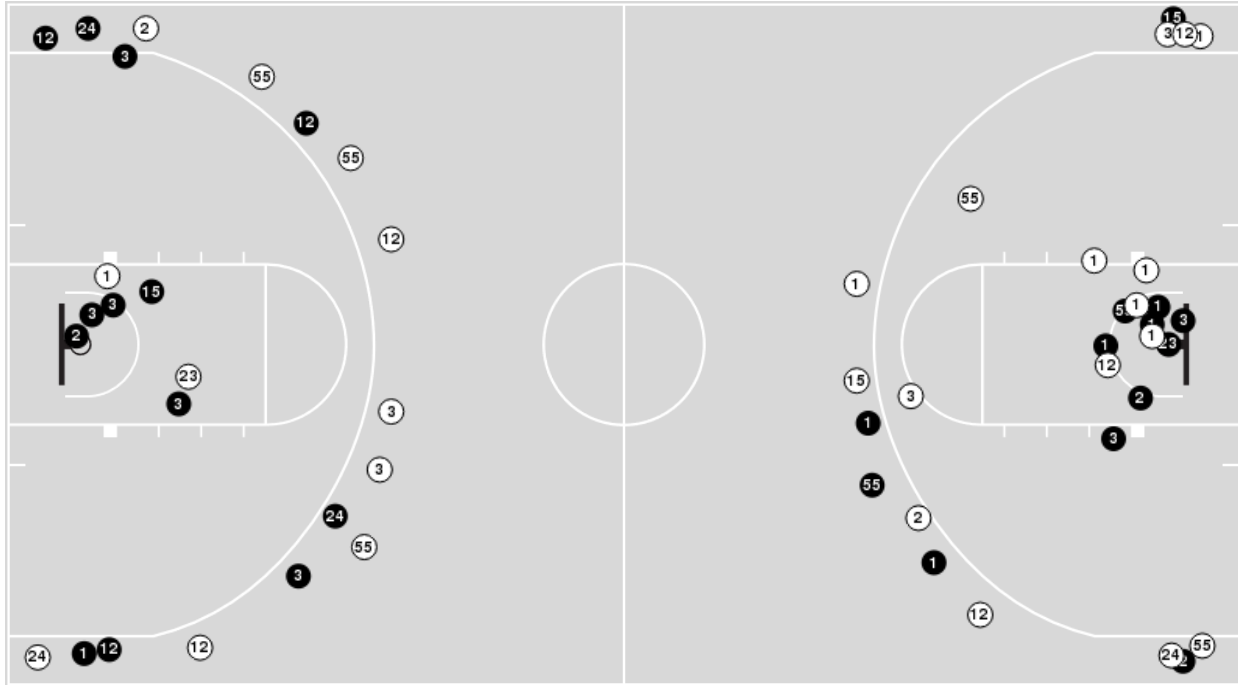
No	Name	Mins		Score		Points Diff		Points per Min		Assists		Rebounds		Steals		Turnovers	
		On	Off	On	Off	On	Off	On	Off	On	Off	On	Off	On	Off	On	Off
0	Tyrin Lawrence	34:55	05:05	65 - 71	10 - 7	-6	3	1.86	1.97	5	1	31	3	8	2	9	0
2	Ven-Allen Lubin	15:25	24:35	27 - 33	48 - 45	-6	3	1.75	1.95	4	2	10	24	2	8	2	7
3	Paul Lewis	08:57	31:03	11 - 22	64 - 56	-11	8	1.23	2.06	1	5	5	29	3	7	2	7
5	Ezra Manjon	27:12	12:48	51 - 48	24 - 30	3	-6	1.88	1.88	3	3	20	14	7	3	6	3
10	Jordan Williams	22:12	17:48	44 - 46	31 - 32	-2	-1	1.98	1.74	5	1	20	14	4	6	4	5
12	Evan Taylor	21:33	18:27	39 - 42	36 - 36	-3	0	1.81	1.95	2	4	21	13	6	4	6	3
13	Malik Presley	07:18	32:42	14 - 8	61 - 70	6	-9	1.92	1.87	1	5	9	25	2	8	1	8
21	Tasos Kamateros	31:25	08:35	62 - 55	13 - 23	7	-10	1.97	1.51	6	0	26	8	9	1	7	2
23	Jason Rivera-Torres	23:01	16:59	48 - 43	27 - 35	5	-8	2.09	1.59	3	3	24	10	7	3	6	3
35	Carter Lang	08:02	31:58	14 - 22	61 - 56	-8	5	1.74	1.91	0	6	4	30	2	8	2	7



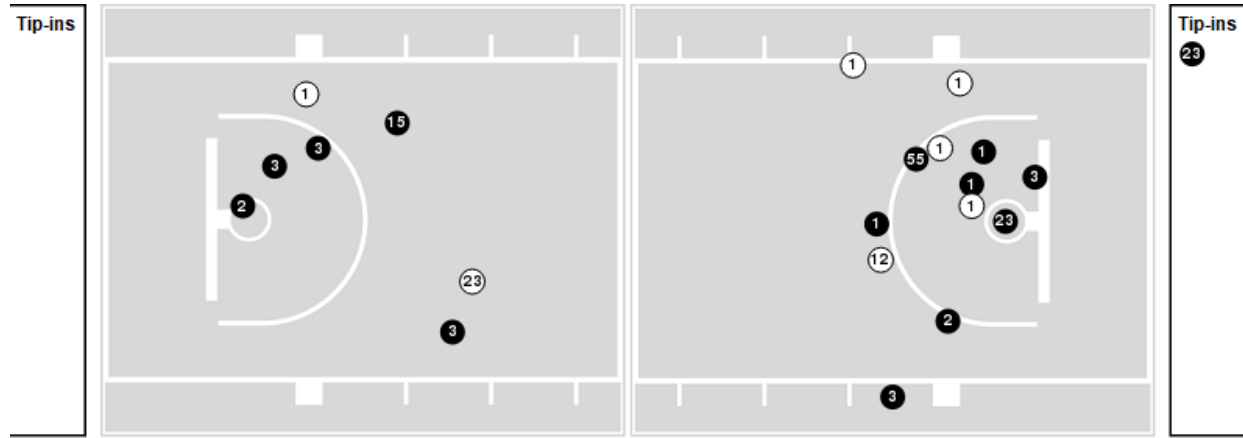
Officials: Pat Adams, Todd Austin, Rob Rorke

Players => AllFG Types=>AllResults=>All
Alabama

All Field Goals



Blow Up Chart



● Made ○ Missed N - Player Number

Alabama	M/A	%
Field Goals	26/53	49
2 Points	14/23	61
3 Points	12/30	40
Free Throws	14/21	67

Alabama	M/A	%
Points in the Paint	24 (12 / 18)	67
Fast Break Points	20 (11/12)	92
Second Chance Points	12 (6/8)	75
Effective FG%	60	

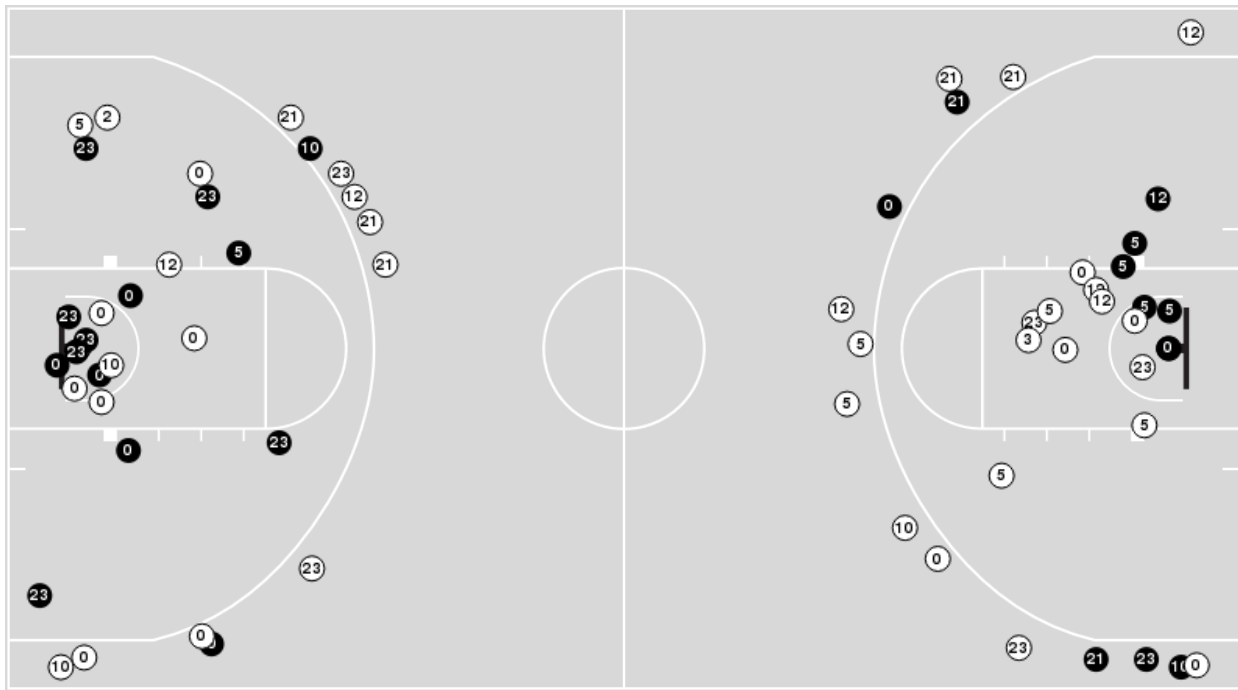


Officials: Pat Adams, Todd Austin, Rob Rorke

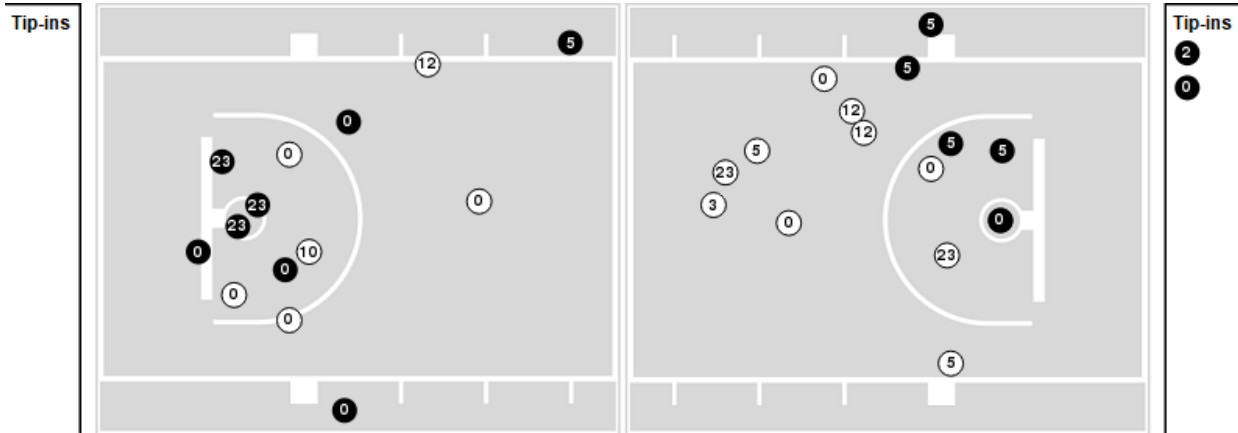
Players => 0, 1, 2, 3, 4, 5, 10, 12, 13, 15, 21, 22, 23, 24, 25, 34, 35 FG Types=>All Results=>All

Vanderbilt

All Field Goals



Blow Up Chart



● Made ○ Missed N - Player Number

Vanderbilt	M/A	%
Field Goals	26/65	40
2 Points	19/39	49
3 Points	7/26	27
Free Throws	16/20	80

Vanderbilt	M/A	%
Points in the Paint	20 (10 / 25)	40
Fast Break Points	8 (6/9)	67
Second Chance Points	14 (7/9)	78
Effective FG%	45	



Alabama at Vanderbilt

01/06/24 Memorial Gymnasium, Nashville, Tenn.
Vanderbilt vs. Alabama

Game Time: 2:30 PM
Game Duration: 2:07
Attendance: 8,703

Officials: Pat Adams, Todd Austin, Rob Rorke

Alabama

Lineup	Quarter On	Time On	Quarter Off	Time Off	Time on Court	Score	Score Diff	Reb	Stl	Tov	Ass	PPP
1- Sears M/ 2- Nelson G/ 3- Griffen R/ 11- Wague M/ 55- Estrada A/	1	20:00	1	15:53	04:07	11-8	3	3	0	1	3	1.8707
1- Sears M/ 2- Nelson G/ 3- Griffen R/ 12- Wrightsell Jr. L/ 15- Stevenson J/	1	15:53	1	13:37	02:16	8-6	2	2	0	1	2	2.0000
10- Dioubate M/ 12- Wrightsell Jr. L/ 15- Stevenson J/ 24- Walters S/ 55- Estrada A/	1	13:37	1	11:54	01:43	4-1	3	3	0	0	1	1.3889
1- Sears M/ 2- Nelson G/ 12- Wrightsell Jr. L/ 24- Walters S/ 55- Estrada A/	1	11:54	1	10:48	01:06	8-0	8	2	0	0	1	2.7778
1- Sears M/ 2- Nelson G/ 3- Griffen R/ 12- Wrightsell Jr. L/ 55- Estrada A/	1	10:48	1	09:13	01:35	2-5	-3	2	0	0	0	1.0000
1- Sears M/ 2- Nelson G/ 3- Griffen R/ 23- Pringle N/ 55- Estrada A/	1	09:13	1	08:38	00:35	0-1	-1	0	0	1	0	0.0000
1- Sears M/ 2- Nelson G/ 23- Pringle N/ 24- Walters S/ 55- Estrada A/	1	08:38	1	08:24	00:14	0-0	0	0	0	0	0	0.0000
2- Nelson G/ 12- Wrightsell Jr. L/ 23- Pringle N/ 24- Walters S/ 55- Estrada A/	1	08:24	1	07:39	00:45	0-2	-2	1	0	1	0	0.0000
12- Wrightsell Jr. L/ 15- Stevenson J/ 23- Pringle N/ 24- Walters S/ 55- Estrada A/	1	07:39	1	05:30	02:09	4-4	0	3	0	0	1	1.1628
1- Sears M/ 3- Griffen R/ 12- Wrightsell Jr. L/ 15- Stevenson J/ 23- Pringle N/	1	05:30	1	03:38	01:52	3-3	0	2	1	2	1	0.7732
1- Sears M/ 2- Nelson G/ 3- Griffen R/ 10- Dioubate M/ 55- Estrada A/	1	03:38	1	01:50	01:48	0-4	-4	1	0	0	0	0.0000
1- Sears M/ 2- Nelson G/ 3- Griffen R/ 12- Wrightsell Jr. L/ 55- Estrada A/	1	01:50	1	00:45	01:04	0-0	0	1	0	2	0	0.0000
1- Sears M/ 2- Nelson G/ 11- Wague M/ 12- Wrightsell Jr. L/ 55- Estrada A/	1	00:45	1	00:27	00:17	0-2	-2	0	0	0	0	0.0000
2- Nelson G/ 3- Griffen R/ 11- Wague M/ 12- Wrightsell Jr. L/ 55- Estrada A/	1	00:27	1	00:27	00:00	0-0	0	0	0	0	0	0.0000
2- Nelson G/ 3- Griffen R/ 10- Dioubate M/ 12- Wrightsell Jr. L/ 55- Estrada A/	1	00:27	2	20:00	00:27	0-0	0	0	0	0	0	0.0000
1- Sears M/ 2- Nelson G/ 3- Griffen R/ 11- Wague M/ 55- Estrada A/	2	20:00	2	17:02	02:58	4-2	2	4	1	2	0	0.8000
1- Sears M/ 2- Nelson G/ 3- Griffen R/ 23- Pringle N/ 55- Estrada A/	2	17:02	2	15:24	01:38	3-2	1	2	0	1	1	1.5000
1- Sears M/ 3- Griffen R/ 12- Wrightsell Jr. L/ 23- Pringle N/ 55- Estrada A/	2	15:24	2	14:41	00:43	2-1	1	2	0	0	0	2.0000
1- Sears M/ 3- Griffen R/ 12- Wrightsell Jr. L/ 23- Pringle N/ 24- Walters S/	2	14:41	2	12:07	02:34	6-2	4	1	1	1	0	1.3514
2- Nelson G/ 3- Griffen R/ 12- Wrightsell Jr. L/ 15- Stevenson J/ 24- Walters S/	2	12:07	2	11:21	00:46	2-4	-2	0	0	0	0	0.8621
1- Sears M/ 2- Nelson G/ 15- Stevenson J/ 24- Walters S/ 55- Estrada A/	2	11:21	2	07:51	03:30	6-6	0	3	0	2	2	1.0000
1- Sears M/ 3- Griffen R/ 12- Wrightsell Jr. L/ 15- Stevenson J/ 23- Pringle N/	2	07:51	2	05:13	02:38	4-5	-1	3	1	1	0	0.8000
1- Sears M/ 2- Nelson G/ 3- Griffen R/ 12- Wrightsell Jr. L/ 23- Pringle N/	2	05:13	2	02:59	02:14	5-5	0	2	1	1	0	1.2500
1- Sears M/ 2- Nelson G/ 3- Griffen R/ 12- Wrightsell Jr. L/ 55- Estrada A/	2	02:59	2	00:00	02:58	6-12	-6	3	0	0	1	0.9202
1- Sears M/ 2- Nelson G/ 3- Griffen R/ 23- Pringle N/ 55- Estrada A/	2	00:00	2	00:00	00:00	0-0	0	0	0	0	0	0.0000
1- Sears M/ 2- Nelson G/ 11- Wague M/ 23- Pringle N/ 55- Estrada A/	2	00:00	2	00:00	00:00	0-0	0	1	0	0	0	0.0000



Alabama at Vanderbilt

01/06/24 Memorial Gymnasium, Nashville, Tenn.
Vanderbilt vs. Alabama

Game Time: 2:30 PM
Game Duration: 2:07
Attendance: 8,703

Officials: Pat Adams, Todd Austin, Rob Rorke

Vanderbilt

Lineup	Quarter On	Time On	Quarter Off	Time Off	Time on Court	Score	Score Diff	Reb	Stl	Tov	Ass	PPP
0- Lawrence T/ 2- Lubin V/ 5- Manjon E/ 10- Williams J/ 21- Kamateros T/	1	20:00	1	15:53	04:07	8-11	-3	1	1	0	0	1.4706
0- Lawrence T/ 5- Manjon E/ 21- Kamateros T/ 23- Rivera-Torres J/ 35- Lang C/	1	15:53	1	13:37	02:16	6-8	-2	1	1	0	0	1.3514
0- Lawrence T/ 5- Manjon E/ 12- Taylor E/ 23- Rivera-Torres J/ 35- Lang C/	1	13:37	1	13:37	00:00	1-0	1	0	0	0	0	2.2727
0- Lawrence T/ 3- Lewis P/ 12- Taylor E/ 23- Rivera-Torres J/ 35- Lang C/	1	13:37	1	11:54	01:43	0-4	-4	1	0	0	0	0.0000
0- Lawrence T/ 2- Lubin V/ 3- Lewis P/ 10- Williams J/ 12- Taylor E/	1	11:54	1	10:48	01:06	0-8	-8	0	0	0	0	0.0000
0- Lawrence T/ 2- Lubin V/ 5- Manjon E/ 10- Williams J/ 21- Kamateros T/	1	10:48	1	09:13	01:35	6-2	4	1	0	0	2	1.7442
2- Lubin V/ 5- Manjon E/ 10- Williams J/ 13- Presley M/ 21- Kamateros T/	1	09:13	1	05:30	03:43	6-4	2	2	1	0	1	1.2295
0- Lawrence T/ 5- Manjon E/ 10- Williams J/ 13- Presley M/ 21- Kamateros T/	1	05:30	1	03:38	01:52	3-3	0	2	1	1	0	0.7500
0- Lawrence T/ 5- Manjon E/ 12- Taylor E/ 21- Kamateros T/ 23- Rivera-Torres J/	1	03:38	2	20:00	03:38	6-0	6	6	1	1	0	1.0204
0- Lawrence T/ 2- Lubin V/ 5- Manjon E/ 10- Williams J/ 21- Kamateros T/	2	20:00	2	15:24	04:36	4-7	-3	4	0	2	0	0.5076
0- Lawrence T/ 5- Manjon E/ 12- Taylor E/ 23- Rivera-Torres J/ 35- Lang C/	2	15:24	2	11:21	04:03	7-10	-3	2	1	2	0	0.9409
0- Lawrence T/ 3- Lewis P/ 12- Taylor E/ 21- Kamateros T/ 23- Rivera-Torres J/	2	11:21	2	09:13	02:08	4-3	1	1	1	0	1	1.0000
3- Lewis P/ 5- Manjon E/ 12- Taylor E/ 21- Kamateros T/ 23- Rivera-Torres J/	2	09:13	2	07:51	01:22	4-3	1	1	1	0	0	1.3889
0- Lawrence T/ 3- Lewis P/ 12- Taylor E/ 21- Kamateros T/ 23- Rivera-Torres J/	2	07:51	2	05:13	02:38	3-4	-1	2	1	2	0	0.5639
0- Lawrence T/ 10- Williams J/ 12- Taylor E/ 21- Kamateros T/ 23- Rivera-Torres J/	2	05:13	2	02:59	02:14	5-5	0	2	1	1	1	1.2500
0- Lawrence T/ 10- Williams J/ 12- Taylor E/ 13- Presley M/ 23- Rivera-Torres J/	2	02:59	2	01:29	01:30	2-0	2	3	0	0	0	1.3889
0- Lawrence T/ 10- Williams J/ 12- Taylor E/ 21- Kamateros T/ 23- Rivera-Torres J/	2	01:29	2	00:30	00:58	4-4	0	1	0	0	0	2.0000
0- Lawrence T/ 2- Lubin V/ 10- Williams J/ 21- Kamateros T/ 23- Rivera-Torres J/	2	00:30	2	00:18	00:12	3-0	3	1	0	0	1	3.0000
0- Lawrence T/ 10- Williams J/ 12- Taylor E/ 13- Presley M/ 23- Rivera-Torres J/	2	00:18	2	00:05	00:12	3-1	2	2	0	0	0	2.0833
0- Lawrence T/ 2- Lubin V/ 10- Williams J/ 21- Kamateros T/ 23- Rivera-Torres J/	2	00:05	2	00:00	00:05	0-1	-1	1	0	0	0	0.0000
0- Lawrence T/ 2- Lubin V/ 10- Williams J/ 13- Presley M/ 23- Rivera-Torres J/	2	00:00	2	00:00	00:00	0-0	0	0	0	0	0	0.0000



Alabama at Vanderbilt

01/06/24 Memorial Gymnasium, Nashville, Tenn.
Vanderbilt vs. Alabama

Game Time: 2:30 PM
Game Duration: 2:07
Attendance: 8,703

Officials: Pat Adams, Todd Austin, Rob Rorke

Alabama

Lineup	Time	Score	Score Diff	Pts/Min	Reb	Stl	Tov	Ass	PPP
1- Sears M/ 2- Nelson G/ 3- Griffen R/ 11- Wague M/ 55- Estrada A/	07:05	15-10	5	2.1176	7	1	3	3	1.3787
1- Sears M/ 2- Nelson G/ 3- Griffen R/ 12- Wrightsell Jr. L/ 55- Estrada A/	05:38	8-17	-9	1.4193	6	0	2	1	0.7605
1- Sears M/ 3- Griffen R/ 12- Wrightsell Jr. L/ 15- Stevenson J/ 23- Pringle N/	04:30	7-8	-1	1.5556	5	2	3	1	0.7883
1- Sears M/ 2- Nelson G/ 15- Stevenson J/ 24- Walters S/ 55- Estrada A/	03:30	6-6	0	1.7143	3	0	2	2	1.0000
1- Sears M/ 3- Griffen R/ 12- Wrightsell Jr. L/ 23- Pringle N/ 24- Walters S/	02:34	6-2	4	2.3377	1	1	1	0	1.3514
1- Sears M/ 2- Nelson G/ 3- Griffen R/ 12- Wrightsell Jr. L/ 15- Stevenson J/	02:16	8-6	2	3.5294	2	0	1	2	2.0000
1- Sears M/ 2- Nelson G/ 3- Griffen R/ 12- Wrightsell Jr. L/ 23- Pringle N/	02:14	5-5	0	2.2388	2	1	1	0	1.2500
1- Sears M/ 2- Nelson G/ 3- Griffen R/ 23- Pringle N/ 55- Estrada A/	02:13	3-3	0	1.3534	2	0	2	1	1.0000
12- Wrightsell Jr. L/ 15- Stevenson J/ 23- Pringle N/ 24- Walters S/ 55- Estrada A/	02:09	4-4	0	1.8605	3	0	0	1	1.1628
1- Sears M/ 2- Nelson G/ 3- Griffen R/ 10- Dioubate M/ 55- Estrada A/	01:48	0-4	-4	0.0000	1	0	0	0	0.0000
10- Dioubate M/ 12- Wrightsell Jr. L/ 15- Stevenson J/ 24- Walters S/ 55- Estrada A/	01:43	4-1	3	2.3301	3	0	0	1	1.3889
1- Sears M/ 2- Nelson G/ 12- Wrightsell Jr. L/ 24- Walters S/ 55- Estrada A/	01:06	8-0	8	7.2727	2	0	0	1	2.7778
2- Nelson G/ 3- Griffen R/ 12- Wrightsell Jr. L/ 15- Stevenson J/ 24- Walters S/	00:46	2-4	-2	2.6087	0	0	0	0	0.8621
2- Nelson G/ 12- Wrightsell Jr. L/ 23- Pringle N/ 24- Walters S/ 55- Estrada A/	00:45	0-2	-2	0.0000	1	0	1	0	0.0000
1- Sears M/ 3- Griffen R/ 12- Wrightsell Jr. L/ 23- Pringle N/ 55- Estrada A/	00:43	2-1	1	2.7907	2	0	0	0	2.0000
2- Nelson G/ 3- Griffen R/ 10- Dioubate M/ 12- Wrightsell Jr. L/ 55- Estrada A/	00:27	0-0	0	0.0000	0	0	0	0	0.0000
1- Sears M/ 2- Nelson G/ 11- Wague M/ 12- Wrightsell Jr. L/ 55- Estrada A/	00:17	0-2	-2	0.0000	0	0	0	0	0.0000
1- Sears M/ 2- Nelson G/ 23- Pringle N/ 24- Walters S/ 55- Estrada A/	00:14	0-0	0	0.0000	0	0	0	0	0.0000
1- Sears M/ 2- Nelson G/ 11- Wague M/ 23- Pringle N/ 55- Estrada A/	00:00	0-0	0	0.0000	1	0	0	0	0.0000
2- Nelson G/ 3- Griffen R/ 11- Wague M/ 12- Wrightsell Jr. L/ 55- Estrada A/	00:00	0-0	0	NaN	0	0	0	0	0.0000



Alabama at Vanderbilt

01/06/24 Memorial Gymnasium, Nashville, Tenn.

Vanderbilt vs. Alabama

Game Time: 2:30 PM

Game Duration: 2:07

Attendance: 8,703

Officials: Pat Adams, Todd Austin, Rob Rorke

Vanderbilt

Lineup	Time	Score	Score Diff	Pts/Min	Reb	Stl	Tov	Ass	PPP
0- Lawrence T/ 2- Lubin V/ 5- Manjon E/ 10- Williams J/ 21- Kamateros T/	10:18	18-20	-2	1.7476	6	1	2	2	1.0740
0- Lawrence T/ 3- Lewis P/ 12- Taylor E/ 21- Kamateros T/ 23- Rivera-Torres J/	04:46	7-7	0	1.4685	3	2	2	1	0.7511
0- Lawrence T/ 5- Manjon E/ 12- Taylor E/ 23- Rivera-Torres J/ 35- Lang C/	04:03	8-10	-2	1.9753	2	1	2	0	1.0152
2- Lubin V/ 5- Manjon E/ 10- Williams J/ 13- Presley M/ 21- Kamateros T/	03:43	6-4	2	1.6143	2	1	0	1	1.2295
0- Lawrence T/ 5- Manjon E/ 12- Taylor E/ 21- Kamateros T/ 23- Rivera-Torres J/	03:38	6-0	6	1.6514	6	1	1	0	1.0204
0- Lawrence T/ 10- Williams J/ 12- Taylor E/ 21- Kamateros T/ 23- Rivera-Torres J/	03:12	9-9	0	2.8037	3	1	1	1	1.5000
0- Lawrence T/ 5- Manjon E/ 21- Kamateros T/ 23- Rivera-Torres J/ 35- Lang C/	02:16	6-8	-2	2.6471	1	1	0	0	1.3514
0- Lawrence T/ 5- Manjon E/ 10- Williams J/ 13- Presley M/ 21- Kamateros T/	01:52	3-3	0	1.6071	2	1	1	0	0.7500
0- Lawrence T/ 3- Lewis P/ 12- Taylor E/ 23- Rivera-Torres J/ 35- Lang C/	01:43	0-4	-4	0.0000	1	0	0	0	0.0000
0- Lawrence T/ 10- Williams J/ 12- Taylor E/ 13- Presley M/ 23- Rivera-Torres J/	01:42	5-1	4	2.9211	5	0	0	0	1.7361
3- Lewis P/ 5- Manjon E/ 12- Taylor E/ 21- Kamateros T/ 23- Rivera-Torres J/	01:22	4-3	1	2.9268	1	1	0	0	1.3889
0- Lawrence T/ 2- Lubin V/ 3- Lewis P/ 10- Williams J/ 12- Taylor E/	01:06	0-8	-8	0.0000	0	0	0	0	0.0000
0- Lawrence T/ 2- Lubin V/ 10- Williams J/ 21- Kamateros T/ 23- Rivera-Torres J/	00:17	3-1	2	10.5882	2	0	0	1	2.0833
0- Lawrence T/ 2- Lubin V/ 10- Williams J/ 13- Presley M/ 23- Rivera-Torres J/	00:00	0-0	0	0.0000	0	0	0	0	0.0000