



SOUTH CAROLINA WOMEN'S BASKETBALL

Dir. Communications/PR: Diana Koval | Office: 803.777.7977 | Cell: 314.369.6050 | Email: dkoval@mailbox.sc.edu
Web: www.GamecocksOnline.com | Twitter: @GamecockWBB | Instagram: @GamecockWBB | TikTok: @GamecockWBB | Facebook: @GamecockWBB

#1/1 SOUTH CAROLINA (18-0, 6-0) vs VANDERBILT (17-3, 4-2) JANUARY 28, 2024 – 3 PM – COLUMBIA, S.C. – COLONIAL LIFE ARENA

HOW TO FOLLOW

TV: SECN (Tiffany Greene, Nikki Fargas)
Radio: 107.5 FM/SiriusXM Ch. 106 or 190 (Brad Muller)
Live Stats: StatBroadcast.com

THE MATCHUP

GAMECOCKS

18-0, 6-0 SEC

Ranking: 1/1 (AP/Coaches)
Head Coach: Dawn Staley
Record at SC: 420-106 (16th)
Career Record: 592-186 (24th)
Top Scorer: Kamilla Cardoso (13.2)
Top Rebounder: Kamilla Cardoso (10.6)



COMMODORES

17-3, 4-2 SEC

Ranking: -/ (AP/Coaches)
Head Coach: Shea Ralph
Record at VU: 78-10 (3rd)
Career Record: Same
Top Scorer: Jordyn Cambridge (14.1)
Top Rebounder: Sacha Washington (7.6)



THE SERIES

South Carolina Record: 21-21
H: 12-8 A: 9-11 N: 0-2
Current Streak: Won 15
Last Meeting: W, 96-48, 1/19/23, in Nashville
First Meeting: L, 64-73, 3/13/91, in Nashville

GAMECOCK NOTABLES

- South Carolina's NET strength of schedule is ranked sixth, and their eight wins over NET top-50 opponents leads the nation.
- The Gamecocks have out-rebounded their opponent 17 times this season and are fourth in the nation in rebounding margin (+14.4).
- South Carolina has out-shot its opponent in every game this season, leading the Gamecocks to the best field goal percentage in the nation (.523) and the best field goal percentage defense in the nation (.302).
- The Gamecocks have allowed an opponent to reach 70 points just three times this season – at #10/10 Notre Dame, #14/11 Maryland, #9/9 LSU – and rank seventh in the nation in scoring defense (53.1 ppg).
- South Carolina's bench is fourth in the nation with 33.9 points per game and has been out-scored just three times – at Duke, at Bowling Green, at Florida.
- Just four games have been within 10 points at the end of the third quarter – at #24/24 North Carolina (+6), at Duke (+3), vs. #11/7 Utah (+5), at #9/9 LSU (-4). The Gamecocks out-scored those opponents in the fourth by an average of 7.0 points
- National Player of the Year candidate Kamilla Cardoso's 10 double-doubles (16th in the nation) include two in the last three games and five in the last seven.
- Senior Te-Hina Paopao's offensive impact includes her 12.5 points per game on top of her teammates' 9.7 points per game off her assists.
- Freshman MiLaysia Fulwiley has been locked in over the last three games, averaging 14.3 points on 61.5 percent shooting, including 8-of-14 from 3-point range (.571).
- Junior Sania Feagin has improved her consistency this season, especially over the last four games, averaging 9.8 points on 80.0 percent shooting in that time.

SCHEDULE/RESULTS

<i>Aflac Oui-Play (Paris, France)</i>		
Nov. 6	vs. #10/10 Notre Dame (ESPN)	W, 100-71
Nov. 12	#14/11 Maryland (ABC)	W, 114-76
Nov. 16	Clemson (SECN)	W, 109-40
Nov. 20	South Dakota State (SECN+)	W, 78-38
Nov. 24	Miss. Valley St. (SECN+)	W, 101-19
<i>ACC/SEC Challenge</i>		
Nov. 30	at #24/24 North Carolina (ESPN)	W, 65-58
<i>Jimmy V Classic</i>		
Dec. 3	at Duke (ABC)	W, 77-61
Dec. 6	Morgan State (SECN+)	W, 104-38
<i>Basketball Hall of Fame Showcase (Uncasville, CT)</i>		
Dec. 10	vs. #11/7 Utah (ESPN)	W, 78-69
Dec. 16	Presbyterian (SECN+)	W, 99-29
Dec. 19	at Bowling Green (ESPN+)	W, 93-62
Dec. 30	at East Carolina (ESPN2)	W, 73-36
Jan. 4	at Florida* (SECN)	W, 89-66
Jan. 7	Mississippi State* (ESPN)	W, 85-66
Jan. 11	at Missouri* (SECN+)	W, 81-57
Jan. 15	Kentucky* (SECN)	W, 98-36
Jan. 21	at Texas A&M* (SECN)	W, 99-64
Jan. 25	at #9/9 LSU* (ESPN)	W, 76-70
Jan. 28	Vanderbilt* (SECN) <i>We Back Pat</i>	3 p.m.
Feb. 1	at Auburn* (SECN+)	8 p.m.
Feb. 4	Ole Miss* (ESPN2) <i>Play 4 Kay</i>	2 p.m.
Feb. 8	Missouri* (SECN)	7 p.m.
Feb. 11	Connecticut (ESPN)	2 p.m.
Feb. 15	at Tennessee* (ESPN)	7 p.m.
Feb. 18	Georgia* (ABC)	1 p.m.
Feb. 22	Alabama* (SECN)	7 p.m.
Feb. 25	at Kentucky* (SECN)	3 p.m.
Feb. 29	at Arkansas* (SECN)	9 p.m.
Mar. 3	Tennessee* (ESPN)	Noon
Mar. 6-8	SEC Tournament (Greenville, SC)	

* indicates SEC game
All Times Listed as Eastern and are subject to change
Television outlet listed in parentheses

5

Five Gamecocks average double-figure points in SEC games – Paopao (13.3), Hall (12.7), Cardoso (11.7), R Johnson (10.5), Fulwiley (10.3).

14.3












Over the last three games, freshman MiLaysia Fulwiley averaged 14.3 points on 61.5% shooting, including 57.1% from 3-point range.

+36.8

South Carolina's +36.8 scoring margin leads the nation with the No. 2 team at just +28.5 (LSU).

TALE OF THE TAPE

SOUTH CAROLINA	89.9	.523	.435	7.2	.668	12.3	53.1	+36.8	.302	.261	+14.4	19.7	+2.9	8.7	9.1
	Points	FG%	3FG%	3FGM per Game	FT%	FTM per Game	Scoring Def.	Scoring Margin	FG% Def.	3FG% Def.	Reb. Margin	Assist Avg.	TO Margin	Blocks Avg.	Steals Avg.
VANDY	71.5	.429	.333	6.7	.720	11.8	58.8	+12.8	.388	.280	+4.6	16.1	+4.3	4.0	11.2

0		<p>Te-Hina Paopao <i>tuh-HEE-nuh POW-pow</i></p> <p>5-9 • Sr. • Guard Oceanside, Calif.</p>	<p>Season</p> <p>PPG 12.5 APG 4.1 FG% .524 3FG% .536 FT% .833</p>	<p>Career*</p> <p>12.5 3.7 .435 .408 .863</p>	<p>LAST GM: 12 pts, 6 assts at LSU</p> <p>NOTABLE: Good court vision and shooter ... 1st in NCAA in 3FG%; in SEC, 2nd in 3s/gm (2.7), 5th in A:TO (2.4), 7th in apg ... Nancy Lieberman Award, Wooden Award Watch List ... Preseason All-SEC 2nd Team.</p>	<p>Career Highs</p> <p>Pts: 28 vs. Stanford, 3/2/23[*] Reb: 9 vs. Stanford, 2/15/21[*] Asst: 10 vs. USD, 3/23/23[*] Stl: 4, 2x, vs. Seatt., 11/12/22[*] 3FG: 7, 2x, vs. Stan., 3/23/23[*]</p>
2		<p>Ashlyn Watkins <i>ASH-lynn</i></p> <p>6-3 • So. • Forward Columbia, S.C.</p>	<p>Season</p> <p>PPG 8.5 RPG 6.7 BPG 2.7 FG% .559 FT% .538</p>	<p>Career</p> <p>6.2 4.4 1.5 .561 .500</p>	<p>LAST GM: 2 pts, 1 reb, 1 blk at LSU</p> <p>NOTABLE: Strong, effortlessly athletic ... developing midrange ... 10th in NCAA in blks/gm; in SEC 16th in rpg ... 3 double-doubles ... in SEC games – 14th in rpg (6.5), 2nd in bpg (2.5).</p>	<p>Career Highs</p> <p>Pts: 16 vs. Cstl. Car., 12/21/22 Reb: 12 vs. Presby., 12/16/23 Blk: 6, 2x, at Florida, 1/4/24 Asst: 3, 3x, vs. Ky., 1/15/24 Stl: 4 vs. S. Dakota St., 11/20/23</p>
5		<p>Tessa Johnson</p> <p>6-0 • Fr. • Guard Albertville, Minn.</p>	<p>Season</p> <p>PPG 5.1 RPG 1.2 APG 0.9 FG% .460 3FG% .423</p>	<p>Career</p> <p>5.1 1.2 0.9 .460 .423</p>	<p>LAST GM: 5 mins at LSU</p> <p>NOTABLE: Outside scoring threat, growing defensively ... 4 gms of 10+ pts ... #25 in 2023 Class ... McDonald's All-American (won 3-pt contest), MGBCA Miss Basketball.</p>	<p>Career Highs</p> <p>Pts: 16 vs. Morgan St., 12/6/23 Reb: 7 vs. Maryland, 11/12/23 Asst: 4 vs. Maryland, 11/12/23 Stl: 3 vs. Maryland, 11/12/23 3FG: 3 vs. Presby., 12/16/23</p>
10		<p>Kamilla Cardoso <i>kuh-MILL-uh car-DOE-zo</i></p> <p>6-7 • Sr. • Center Montes Claros, Brazil</p>	<p>Season</p> <p>PPG 13.2 RPG 10.6 BPG 2.8 FG% .600 FT% .703</p>	<p>Career*</p> <p>9.9 7.8 2.1 .572 .671</p>	<p>LAST GM: 11 pts, 8 rebs, 2 blks at LSU</p> <p>NOTABLE: Dominant on both ends ... 10 dbl-dbls ... 6th in NCAA in bpg, 19th in rpg, 20th in FG% ... all NPOY & Lisa Leslie watch lists ... 2023 FIBA AmeriCup MVP ... 2023 SEC 6th Woman of the Year.</p>	<p>Career Highs</p> <p>Pts: 25 vs. Lincoln, 12/2/20[*] Reb: 16, 2x, vs. Ark., 1/22/23[*] Assts: 6, 2x, vs. Miss. St., 1/7/24 Blk: 9 vs. Notre Dame, 1/31/21[*] Stl: 2, 7x, at Duke, 12/3/23[*]</p>
12		<p>MiLaysia Fulwiley <i>my-LAY-zhuh full-WHY-lee</i></p> <p>5-10 • Fr. • Guard Columbia, S.C.</p>	<p>Season</p> <p>PPG 11.5 RPG 3.1 APG 2.2 FG% .481 FT% .744</p>	<p>Career</p> <p>11.5 3.1 2.2 .481 .744</p>	<p>LAST GM: 8 pts, 4 rebs, 1 stl at LSU</p> <p>NOTABLE: Called a “generational player” by Staley ... gifted athlete who soaks up coaching ... last 3 gms – 14.3 ppg, 61.5 FG%, 57.1 3FG% ... #13 in Class of 2023 ... HS All-American ... 4x SCBCA Plyr of the Yr.</p>	<p>Career Highs</p> <p>Pts: 21 at Texas A&M, 1/21/24 Reb: 9, 2x, at ECU, 12/30/23 Asst: 6, 2x, last vs. MSU, 12/6/23 Stl: 6 vs. Notre Dame, 11/6/23 3FG: 4 vs. Clemson, 11/16/23</p>
20		<p>Sania Feagin <i>suh-NYE-uh FAY-ghin</i></p> <p>6-3 • Jr. • Forward Ellenwood, Ga.</p>	<p>Season</p> <p>PPG 6.3 RPG 3.6 BPG 0.4 FG% .583 FT% .560</p>	<p>Career</p> <p>4.0 2.3 0.5 .596 .627</p>	<p>LAST GM: 6 pts, 4 rebs, 1 asst at LSU</p> <p>NOTABLE: Can be physical inside, also worked on perimeter in offseason ... gaining confidence, playing more consistently ... 5 gms of 10+ points ... last 4 gms – 9.8 ppg, 80.0 FG%, 17.5 mpg.</p>	<p>Career Highs</p> <p>Pts: 15, 2x, last at TAM, 1/21/24 Reb: 7, 3x, vs. CCU, 12/21/22 Asst: 4 at Missouri, 1/11/24 Blk: 3, 3x, vs. CCU, 12/21/22 Stl: 2 at Georgia, 2/13/22</p>
21		<p>Chloe Kitts</p> <p>6-2 • So. • Forward Ovideo, Fla.</p>	<p>Season</p> <p>PPG 10.3 RPG 6.4 BPG 0.6 FG% .546 FT% .656</p>	<p>Career</p> <p>5.9 4.0 0.3 .512 .639</p>	<p>LAST GM: 14 pts, 3 rebs, 1 asst at LSU</p> <p>NOTABLE: Tenacious, physical ... 19th in SEC in rpg ... 3 dbl-dbls, 11 gms of 10+ pts, 5 gms of 10+ rebs ... 2023 FIBA U19 World Cup gold ... early enrollee (Dec. 2022), ranked #17 in 2023 Class.</p>	<p>Career Highs</p> <p>Pts: 21 at BGSU, 12/19/23 Reb: 14 vs. Morgan St., 12/6/23 Asst: 5 at Texas A&M, 1/21/24 Blk: 2, 2x, vs. MVSU, 11/24/23 Stl: 2, 2x, last vs. UK, 1/15/24</p>
23		<p>Bree Hall</p> <p>6-0 • Jr. • Guard Dayton, Ohio</p>	<p>Season</p> <p>PPG 10.6 APG 1.2 FG% .496 3FG% .486 FT% .652</p>	<p>Career</p> <p>5.2 0.4 .414 .396 .631</p>	<p>LAST GM: 10 pts, 5 rebs, 3 stls at LSU</p> <p>NOTABLE: Tough defender, explosive going to the rim, solid shooter ... career best in all shooting %ages ... in SEC games, 11.7 ppg, 1st in league in 3FG% (.609), 4th in 3s/gm (2.3).</p>	<p>Career Highs</p> <p>Pts: 21 at Missouri, 1/11/24 Reb: 6, 2x, vs. USF, 3/19/23 Asst: 3, 4x, last at TAM, 1/21/24 Stl: 3 at LSU, 1/25/24 3FG: 4, 3x, at Missouri, 1/11/24</p>
24		<p>Sahnja Jah <i>suh-NYE-uh JAW</i></p> <p>6-0 • Fr. • Forward Alexandria, Va.</p>	<p>Season</p> <p>PPG 3.2 RPG 2.1 BPG 0.1 FG% .364 FT% .300</p>	<p>Career</p> <p>3.2 2.1 0.1 .364 .300</p>	<p>LAST GM: 1 pt, 11 mins at TAM</p> <p>NOTABLE: Incredibly athletic, fearless, competitive on both sides of the ball ... #40 overall in Class of 2023 ... WBCA Hon. Men. All-Amer. ... led Montverde to 2023 GEICO HS National Championship.</p>	<p>Career Highs</p> <p>Pts: 8 vs. Clemson, 11/16/23 Reb: 7 vs. MVSU, 11/24/23 Asst: 4 vs. MVSU, 11/24/23 Blk: 1 vs. S. Dakota St., 11/20/23 Stl: 2 vs. S. Dakota St., 11/20/23</p>
25		<p>Raven Johnson</p> <p>5-9 • So. • Guard Atlanta, Ga.</p>	<p>Season</p> <p>PPG 9.5 APG 5.2 FG% .516 3FG% .371 FT% .696</p>	<p>Career</p> <p>5.7 3.8 .432 .290 .673</p>	<p>LAST GM: 13 pts, 9 rebs, 4 assts at LSU</p> <p>NOTABLE: Great instincts ... quick with ball and good decision maker ... career-high %ages ... 7th in NCAA in A:TO (3.1); 3rd in SEC in apg ... 2023 SEC All-Fr. Team ... 2023 FIBA AmeriCup silver medal.</p>	<p>Career Highs</p> <p>Pts: 18 vs. S. Dak. St., 11/20/23 Reb: 9 at LSU, 1/25/24 Asst: 17 vs. Clemson, 11/16/23 Stl: 5, 3x, vs. MVSU, 11/24/23 3FG: 3, 2x, at Duke, 12/3/23</p>
35		<p>Sakima Walker <i>suh-KEY-muh</i></p> <p>6-5 • Sr. • Center Columbus, Ohio</p>	<p>Season</p> <p>PPG 2.4 RPG 1.4 BPG 0.4 FG% .500 FT% .813</p>	<p>Career*</p> <p>3.5 2.1 0.4 .548 .640</p>	<p>LAST GM: 4 pts, 6 mins at TAM</p> <p>NOTABLE: Scorer, rebounder, rim defender ... NJCAA D1 Player of the Year and Tournament MVP, led NW Florida to 2023 national title ... 13 double-doubles in 32 games last season.</p>	<p>Career Highs</p> <p>Pts: 13 vs. Wagner, 12/18/21[*] Reb: 8 vs. Sac. Heart, 12/20/20[*] Asst: 2 vs. Hamp., 12/18/20[*] Blk: 3 vs. Hamp., 12/18/20[*] Stl: 3, 3x, C Conn St., 12/14/21[*]</p>

* indicates includes games at previous NCAA Div. I institution

QUICK FACTS

The University

Location: Columbia, S.C.

Founded: 1801

Enrollment: 36,200

Colors: Garnet (PMS 202C) and Black

Nickname: Gamecocks

Conference: Southeastern

University President: Michael Amiridis

Athletics Director: Ray Tanner

Facility: Colonial Life Arena (18,000)

Coaching Staff

Head Coach: Dawn Staley

Alma Mater: Virginia, 1992

Overall Record: 592-186 (24th season)

School Record: 420-106 (16th season)

Assoc. Head Coach, Alma Mater:

Lisa Boyer, Ithaca, 1979 (15th season)

Assistant Coaches, Alma Mater:

Jollette Law, Iowa, 1990 (6th season)

Winston Gandy, Maryland, 2003 (1st season)

Mary Wooley, USC Aiken, 2002 (1st season)

Khadajah Sessions, South Carolina, 2016 (1st season)

Team Information

2022-23 Record: 36-1

Home: 17-0 Away: 13-0 Neutral: 6-1

SEC Record (Finish): 16-0 (1st)

Home: 8-0 Away: 8-0

Letterwinners Returning/Lost: 6/8

Starters Returning/Lost: 5/0

Program History

First Year of Women's Basketball: 1974-75

All-Time Record: 1,000-535 (50th season)

All-Time SEC Record: 253-232 (33rd season)

NCAA Appearances (Last): 19 (2023)

NCAA Tournament Record: 44-17

2023 NCAA Result: Final Four

WNIT Appearances (Last): 4 (2011)

WNIT Record: 3-4

Media Relations

Women's Basketball Contact: Diana Koval

Office: 803.777.7977

Cell: 314.369.6050

Email: dkoval@mailbox.sc.edu

Women's Basketball on Social Media:

Twitter: @GamecockWBB

Instagram: @GamecockWBB

Facebook: @GamecockWBB

TikTok: @GamecockWBB

Head Coach on Social Media

Twitter: @DawnStaley

Instagram: @Staley05

Athletics Department on the Web

Website: GamecocksOnline.com

Twitter: @GamecocksOnline

Instagram: @GamecocksOnline

Facebook: Facebook.com/GamecocksOnline

YouTube: YouTube.com/GamecocksOnline

CURRENT STREAKS

	Total	Home	Road	Neut.
Overall	W18	W50	W28	W2
SEC	W37	W33	W19	—
Non-Conference	W12	W25	W11	W2
Ranked Teams	W5	W11	W9	W2

A Perennial Power

South Carolina women's basketball had been a national power for more than a decade under head coach Dawn Staley, including six 30-win seasons in the last nine campaigns. The Gamecocks have played in five Final Fours in the last eight NCAA Tournaments, including winning the 2017 and 2022 National Championships. They have been ranked in every AP Poll since Dec. 10, 2012, including a top-10 spot every week since the start of the 2019-20 season. The Gamecocks have amassed 74 AP No. 1 rankings all-time, the fourth-most by a program in the history of that poll (3rd is La. Tech, 83).

Under head coach Dawn Staley's leadership, nine Gamecocks have earned All-America status, three have earned SEC Player of the Year honors and 19 have picked up All-SEC recognition at least once. In the last nine seasons, 14 Gamecocks have been selected in the WNBA Draft, including 10 first-round picks, highlighted by two No. 1 overall picks in the last six years. Three Gamecocks have been named WNBA Rookie of the Year and one is a two-time WNBA MVP and two-time WNBA Defensive Player of the Year.

The Vanderbilt Series

The Gamecocks are 21-21 all-time against Vanderbilt, tying the series behind their current 15-game win streak against the Commodores. That streak includes eight wins at Colonial Life Arena by an average of 26.8 points.

In the most recent meeting (Jan. 19, 2023, in Nashville), South Carolina used stingy defense to build a 45-17 halftime lead and never looked back. The Gamecocks shot 61.9 percent for the game, including 75.0 percent in the third quarter. Kamilla Cardoso turned in a double-double with 10 points and 15 rebounds in just 19 minutes of action.

Home Sweet Home

The Gamecocks are 521-165 (.759) in home games (some records prior to 1976-77 did not include location of games). Current head coach Dawn Staley is 209-34 at home with that .860 winning percentage is the best in program history.

South Carolina currently has a program-record 50-game home winning streak that began on Dec. 17, 2020.

Playing in its 22nd season at Colonial Life Arena, South Carolina boasts a 272-67 (.802) record in the building,

2023-24 AWARDS

Kamilla Cardoso

2x USBWA Player of the Week (11/6-12, 11/27-12/3)

SEC Player of the Week (11/6-13)

Wooden Midseason Top 25 Watch List

Wade Trophy Watch List

Naismith Trophy Watch List

Lisa Leslie Award Top 10

Preseason All-SEC First Team (Coaches, Media)

MiLaysia Fulwiley

SEC co-Freshman of the Week (1/16-22)

Raven Johnson

SEC co-Player of the Week (11/14-20)

Te-Hina Paopao

SEC Player of the Week (12/5-11)

Wooden Midseason Top 25 Watch List

Preseason All-SEC Second Team (Coaches)

Nancy Lieberman Award Top 10

including four undefeated seasons since 2013-14. Staley's share of that record is 206-34 (.858).

In SEC action, South Carolina is 143-89 (.616) at home with Staley posting a 99-22 (.818) mark.

Ranking Review

South Carolina sits atop both national polls again this week. It marks the 74th time the Gamecocks have been No. 1 in the AP Poll – the fourth-most of any program in that poll's history.

The Gamecocks have the longest active streak of weeks in the AP Top 10 at 87, beginning with the 2019-20 preseason poll. Their 218 straight appearances in the AP Poll, dating back to Dec. 10, 2012, marks the second-longest active streak in the nation and the 10th longest all-time (9th place, La Tech, 221).

In the USA Today/WBCA Coaches' Poll, South Carolina has been in the top 10 since claiming the No. 10 spot in the 2019-20 preseason poll.

GAMECOCKS IN THE RANKINGS (thru games of 1/25)

Team	SEC	NCAA	Actual	Kamilla Cardoso	SEC	NCAA	Actual
Scoring Offense	2	4	89.9	Points Per Game	17	—	13.2
Scoring Defense	1	7	53.1	Rebounds Per Game	4	19	10.6
Scoring Margin	1	1	+36.8	Field Goal Percentage	1	20	.600
Field Goal Percentage	1	1	.523	Blocks Per Game	1	6	2.8
Field Goal %age Def.	1	1	.302	Double-Doubles	5	16	10
3-Point FG %age	1	1	.435				
3-Point FG %age Def.	2	21	.261	Raven Johnson	SEC	NCAA	Actual
3-Point FG Made/Gm.	3	81	7.2	Assists Per Game	3	38	5.2
Free Throw Percentage	11	275	.668	A:TO Ratio	2	7	3.1
Rebounds Per Game	1	2	48.1				
Rebounding Margin	2	4	+14.4	Chloe Kitts	SEC	NCAA	Actual
Offensive Rebound Avg.	6	63	13.6	Rebounds Per Game	19	—	6.4
Defensive Rebound Avg.	1	1	34.6				
Assists Per Game	1	10	19.7	Te-Hina Paopao	SEC	NCAA	Actual
Steals Per Game	6	96	9.1	3-Point FG Percentage	1	1	.536
Turnover Margin	8	83	+2.9	3FGs Made Per Game	2	35	2.7
Turnovers Per Game	4	39	13.4	A:TO Ratio	5	33	2.4
Assist-to-Turnover Ratio	1	9	1.5				
Blocked Shots Per Game	1	1	8.7	Ashlyn Watkins	SEC	NCAA	Actual
Bench Points Per Game	1	4	33.9	Rebounds Per Game	16	—	6.7
Home Attendance Avg.	1	1	15,653	Blocks Per Game	2	10	2.7

SEC Sayings

South Carolina has been the benchmark in the SEC over the last decade, amassing seven regular-season titles since 2013-14 and finishing no lower than second in that time. Since that season, the Gamecocks have a 151-15 record (.910) in league action.

The Gamecocks have also had a lock on the SEC Tournament, winning seven titles since claiming their first in 2015. They became the first program to win four consecutive tournaments, claiming the crowns 2015-18.

In the last decade, three Gamecocks have been named SEC Player of the Year a combined seven times, two have collected six SEC Defensive Player of the Year honors, two have been the league's Sixth-Woman of the Year, three have been the league Freshman of the Year, one has been the SEC Scholar-Athlete of the Year, and Staley has been the Coach of the Year six times.

Both the coaches and media picked South Carolina to finish second behind LSU this season.

Ranked Readings

Against ranked teams, South Carolina is 111-67 (.624) in the Dawn Staley era (beginning 2008-09), and even that mark is skewed by the early seasons of her tenure. Since the start of the 2014-15 campaign, the Gamecocks are 96-28 (.774) against ranked teams.

This season, South Carolina is 5-0 vs. ranked teams, and those five are the most by any team this season as are the Gamecocks' four top-15 victories.

The Staley File

In her 24th season as a head coach, Dawn Staley has a .761 (592-186) winning percentage, which ranks ninth in the nation among active head coaches with at least 15 seasons of experience and seventh among those with at least 20 years in the position.

The unanimous 2020 National Coach of the Year, Staley became the first person to win both Naismith Player of the Year and a Naismith Coach of the Year and the first

Black head coach to win multiple national championships in men's or women's basketball. She has been named national coach of the year by at least one organization four times, including three times in the last four seasons.

In her 16th season leading the Gamecocks, Staley is the program's all-time winningest coach (420) with a program-record 12 postseason appearances (11 NCAA/1 WNIT). She accounts for all five of the Gamecocks' Final Four appearances (2015, 2017, 2021, 2022, 2023) and the first NCAA National Championships in program history (2017, 2022).

After claiming seven SEC regular-season titles, Staley has won 189 SEC games, the most among active league coaches and third all-time – trailing just Women's Basketball Hall of Fame inductees Andy Landers (Georgia, 273) and Pat Summitt (Tennessee, 306). Her 12.2 SEC wins average per season is the best in league history among coaches with more than three years in the league, and her .775 SEC winning percentage (189-55) is second only to Summitt (.874) among coaches in that group.

Opponent Files

South Carolina's regular-season schedule includes six games against teams ranked at the time of the game or in at least one of the two national polls this week, including five in non-conference action. Four of those games came in the first five weeks of the season – against #10/10 Notre Dame (W, 100-71), #14/11 Maryland (W, 114-76), at #24/24 North Carolina (W, 65-58), against #11/7 Utah (78-69). South Carolina since added a win at SEC rival #9/9 LSU (W, 76-70).

The Gamecocks' schedule is ranked the 23rd toughest in the nation with opponents posting a .640 winning percentage. South Carolina's NET non-conference strength of schedule is 11th, and its average opponent NET ranking is 15th. The Gamecocks' eight wins against NET top-50 teams are tied for the most in the country.

Looking ahead, South Carolina has one more game against teams currently ranked in both national polls – against #8/8 UConn (Feb. 11).

Keep It a Buck

South Carolina has scored at least 100 points five times this season, matching the program record for 100-point games in a season, originally set by the 1978-79 team.

The Gamecocks opened the season hitting the 100-point mark in three straight games, the longest such streak in program history.

The Gamecocks' 114 points against Maryland were the second-most in program history and the most against a ranked opponent.

Bench Mob

The quality of South Carolina's depth ranks among the best in the nation. The Gamecocks' six-woman bench is fourth in the nation with an SEC-best 33.9 points per game. The South Carolina bench has out-scored its opponents' starters six times this season, and the Gamecocks' top scorer in a game has been off the bench five times.

NATIONAL RANKINGS

Associated Press Poll (Jan. 22)

1. South Carolina	17-0
2. UCLA	15-1
3. Colorado	16-2
4. Kansas State	18-1
5. Iowa	18-2
6. Stanford	17-2
7. NC State	16-2
8. UConn	16-3
9. LSU	18-2
10. Texas	18-2
11. Southern Cal	13-3
12. Ohio State	15-3
13. Baylor	15-2
14. Indiana	16-2
15. Notre Dame	14-3
16. Utah	13-5
17. Gonzaga	18-2
18. Louisville	16-3
19. Virginia Tech	14-4
20. North Carolina	14-5
21. Creighton	14-3
22. Syracuse	16-2
23. Florida State	14-6
24. West Virginia	16-2
25. Oregon State	15-3

USA Today/WBCA Coaches' Poll (Jan. 23)

1. South Carolina	17-0
2. Kansas State	19-1
3. Colorado	16-2
4. UCLA	15-2
5. Iowa	18-2
6. Stanford	17-2
7. NC State	16-2
8. UConn	16-3
9. LSU	18-2
10. Southern Cal	13-3
11. Texas	18-2
12. Ohio State	15-3
13. Indiana	16-2
14. Utah	14-5
15. Baylor	15-3
16. Louisville	16-3
17. Gonzaga	18-2
18. Notre Dame	14-3
19. Virginia Tech	14-4
20. Creighton	14-3
21. North Carolina	14-5
22. Syracuse	16-2
23. West Virginia	16-2
24. Florida State	14-6
25. Oregon State	15-3

All About Balance

South Carolina's success this season has been built off excellence on both sides of the ball.

The Gamecocks are the only team in the nation ranked among the top 25 in both scoring offense (4th, 89.9 ppg) and defense (7th, 53.1 ppg). Only West Virginia joins the Gamecocks among the nation's top 30 in both.

South Carolina leads the nation in field goal percentage (.523) and field goal percentage defense (.302). In SEC action, the Gamecocks lead the league all four categories

IN THE STALEY ERA

Wins

30-Win Seasons	6
25-Win Seasons	11
20-Win Seasons	12
Winning Seasons	13

National Rankings

Weeks in the AP Top 25	223
Weeks in the AP Top 10	178
Weeks in the AP Top 3	107
Weeks at AP No. 1	74

Postseason

NCAA Tournament Appearances	11
NCAA Sweet 16s	10
NCAA Final Fours	5
National Championships	2

In the SEC

Regular-Season Championships	7
Regular-Season Top 3 Finishes	11
Tournament Championships	7

GAMECOCKS IN 2023-24 NATIONAL POLLS

Poll	Pre	11/13	11/20	11/27	12/4	12/11	12/18	12/25	1/1	1/8	1/15	1/22	1/29	2/5	2/12	2/19	2/26	3/4	3/11	Final
Associated Press	6	1	1	1	1	1	1	1	1	1	1	1								
Coaches	4	1	1	1	1	1	1	1	1	1	1	1								

as well – 88.0 ppg, 59.8 ppg allowed, .534 field goal percentage, .339 field goal percentage allowed.

Dime Droppers

There are few things head coach Dawn Staley likes more than the extra pass. Long preaching that the ball will find who should shoot it, she has seen this year's team bring that philosophy to life. The Gamecocks twice broke the program's Staley-era record for single-game assists in the first three games of the season.

South Carolina has assisted on 55.8 percent of its made field goals this season. The Gamecocks are 10th in the country with an SEC-best 19.7 assists per game and are ninth in assist-to-turnover ratio at 1.5 also an SEC best.

Four Gamecocks average at least two assists per game, including center Kamilla Cardoso's 2.3.

Raven Johnson leads the way at third in the SEC with 5.2 assists per game. Her 17 assists against Clemson (Nov. 16) were the second-most in program history, the most by an SEC player since 2005 and the most by any NCAA Div. I player this season. She is second in the SEC with a 3.1 assist-to-turnover ratio, which ranks seventh in the NCAA.

Behind Johnson, Te-Hina Paopao is seventh in the SEC with 4.1 assists per game, and her 2.4 assist-to-turnover ratio is fifth. In SEC action, Paopao's 4.7 assists per game lead the Gamecocks and are fifth in the league.

Three For All

Long the Achilles heel for the Gamecocks, outside shooting has become a steady weapon for this season's team. The Gamecocks lead the nation in accuracy, hitting 43.5 percent from 3-point range behind the nation's top percentage shooter in Te-Hina Paopao (.536). Bree Hall is close behind at 48.6 percent. In SEC action, those numbers rise to 47.8 percent for the team, with Hall hitting an SEC-best 60.9 percent and Paopao third at 53.8 percent.

South Carolina's 3-point volume has gone up as well, ranking third in the SEC with 7.2 made threes per game, including four games of double-digit made 3s. While the

program record for made 3s per game is 9.2 set in 1993-94, the Staley era high is 5.8 in 2018-19.

Paopao's 2.7 made threes per game are second in the SEC, and she has hit at least two threes in all but one game this season with four games of four made threes.

Hall's 1.9 per game are seventh in the SEC, and that number rises to 2.4 makes per game in SEC action, which ranks fourth in the league.

Paint Production

South Carolina has long dominated the paint, and this season's numbers have not fallen off from that tradition, despite all the attention to its 3-point shooting. The season kicked off with 70 of the team's 100 points against #10/10 Notre Dame (Nov. 6) coming in the paint, and seven other games have included at least half the total points coming in the paint.

The Gamecocks are out-scoring opponents in the paint 49.3 to 22.8 (+26.6) for the season and by +23.0 points per game in SEC action (49.3-26.3). They are shooting 60.0 percent in the paint compared to opponents' 35.6 percent accuracy inside. The Gamecocks have scored 54.8 percent of their points in the paint.

Last season, South Carolina averaged 43.8 points in the paint to account for 54.6 percent of its offense.

Block Party

South Carolina annually ranks among the best shot blocking teams in the country and leads the way again this season at 8.7 blocks per game – the second-ranked team averages 6.8 (Duke). The Gamecocks have blocked 19.0 percent of their opponents' 2-point attempts this season, which leads the nation.

The Gamecocks have posted the top three shot-blocking games in the nation this season, led by their school record-tying 17 against Presbyterian (Dec. 16).

The SEC's top two shot blockers – Kamilla Cardoso (2.8) and Ashlyn Watkins (2.7) – are ranked sixth and 10th,

DOUBLE-DOUBLES (16)

Kamilla Cardoso (10)

11/6	vs. #10/10 Notre Dame	20 pts/15 rebs
11/16	Clemson	15 pts/13 rebs
11/20	South Dakota State	23 pts/10 rebs
11/24	Miss. Valley State	14 pts/10 rebs
12/3	at Duke	15 pts/14 rebs
12/30	at East Carolina	12 pts/10 rebs
1/4	at Florida	10 pts/15 rebs
1/7	Mississippi State	13 pts/14 rebs
1/15	Kentucky	12 pts/11 rebs
1/21	at Texas A&M	17 pts/13 rebs

Chloe Kitts (3)

11/12	#14/11 Maryland	13 pts/10 rebs
12/16	Presbyterian	11 pts/10 rebs
1/21	at Texas A&M	13 pts/10 rebs

Ashlyn Watkins (3)

11/12	#14/11 Maryland	13 pts/11 rebs
11/16	Clemson	12 pts/10 rebs
12/16	Presbyterian	10 pts/12 rebs

respectively, in the nation.

All but one Gamecock has blocked at least one shot this season, including guard MiLaysia Fulwiley who averages 1.0 on the season to rank 14th in the SEC.

Glass Cleaners

The Gamecocks continue dominate the glass, ranking second in the nation with 48.1 rebounds per game. According to Her Hoop Stats, South Carolina is fifth in the nation in rebounding percentage, securing 58.8 percent of the opportunities actually rebounded.

Their offensive glass work is equally strong, ranking 10th in the nation in offensive rebounding percentage at .396 (Her Hoop Stats). The Gamecocks' 13.6 offensive

GAMES LED TEAM IN...

Scoring	2023-24	Career	Record	Rebounding	2023-24	Career	Record	Assists	2023-24	Career	Record
MiLaysia Fulwiley	6	6	6-0	Kamilla Cardoso	12	39*	33-6	Raven Johnson	9	27	27-0
Kamilla Cardoso	5	20*	16-4	Ashlyn Watkins	3	4	4-0	Te-Hina Paopao	6	48*	35-13
Te-Hina Paopao	3	24*	15-9	Chloe Kitts	3	3	3-0	MiLaysia Fulwiley	2	2	2-0
Bree Hall	3	6	6-0	Raven Johnson	1	1	1-0	Kamilla Cardoso	2	3	3-0
Chloe Kitts	2	2	2-0	Te-Hina Paopao	0	7*	3-4	Chloe Kitts	2	2	2-0
Tessa Johnson	1	1	1-0	Sania Feagin	0	1	1-0	Sania Feagin	1	1	1-0
Ashlyn Watkins	0	2	2-0	Bree Hall	0	1	1-0				
Sania Feagin	0	1	1-0	Sakima Walker	0	1*	1-0				
Sakima Walker	0	1*	1-0								

** indicates includes games at previous NCAA Div. I program*

MISCELLANEOUS STATS

Double-Doubles	2023-24	Career	Record	10+ Points	2023-24	Career	Record	5+ Assists	2023-24	Career	Record
Kamilla Cardoso	10	26*	23-3	Kamilla Cardoso	16	60*	50-10	Te-Hina Paopao	9	34*	30-4
Ashlyn Watkins	3	5	5-0	Te-Hina Paopao	15	66*	51-15	Raven Johnson	8	20	20-0
Chloe Kitts	3	3	3-0	MiLaysia Fulwiley	12	12	12-0	Kamilla Cardoso	3	4	4-0
Te-Hina Paopao	0	1*	1-0	Chloe Kitts	11	12	12-0	MiLaysia Fulwiley	3	3	3-0
				Bree Hall	9	14	14-0	Chloe Kitts	1	1	1-0
				Raven Johnson	9	12	11-1				
				Ashlyn Watkins	8	15	15-0	5+ Blocks	2023-24	Career	Record
20+ Points	2023-24	Career	Record	Sania Feagin	5	11	11-0	Kamilla Cardoso	4	13*	12-1
Kamilla Cardoso	2	5*	5-0	Tessa Johnson	4	4	4-0	Ashlyn Watkins	3	3	3-0
MiLaysia Fulwiley	1	1	1-0	Sakima Walker	2	7*	6-1				
Chloe Kitts	1	1	1-0					5+ Steals	2022-23	Career	Record
Bree Hall	1	1	1-0	10+ Rebounds	2023-24	Career	Record	Raven Johnson	3	3	3-0
Te-Hina Paopao	0	11*	9-2	Kamilla Cardoso	11	32*	28-4	MiLaysia Fulwiley	1	1	1-0
				Chloe Kitts	5	5	5-0				
				Ashlyn Watkins	4	6	6-0				

** indicates includes games at previous NCAA Div. I program*

boards have yielded 16.3 second-chance points, turning each offensive board into an average of 1.2 points. Against ranked opponents, that efficiency improves to 1.39 points per offensive board.

Three Gamecocks are among the SEC's top-20 rebounders, led by Kamilla Cardoso's 10.6 average, which ranks 19th in the nation (4th in SEC). Ashlyn Watkins stands at 16th in the league with 6.7 rebounds per game, and Chloe Kitts is next in line at 6.4 to rank 19th in th SEC.

Cardoso's 3.2 offensive boards per game are seventh in the SEC, and she scores on 44.7 percent of those rebounds.

Quarter Breakdown

South Carolina's defense has held an opponent to single digits in a quarter 22 times this season. The Gamecocks have out-scored their opponent by 15 or more points in a quarter 20 times. The scoring differential is largest in the second quarter (+11.1).

Here's a more detailed look at the quarter-by-quarter production for the Gamecocks this season:

Qtr.	SC-Opp Avg. Pts Margin	Avg. Pts	SC-Opp Avg. Reb	Avg. Reb. Margin
1	22.7-14.7	+8.0	11.4-8.1	+3.3
2	22.6-11.6	+11.1	12.6-8.2	+4.3
3	23.4-14.3	+9.1	12.2-9.0	+3.2
4	21.2-12.6	+8.7	11.9-8.4	+3.6

The Gamecocks tied the program record for most points in a quarter, posting 37 in the third quarter against #14/11 Maryland (Nov. 12). They have scored at least 30 points in six other quarters this season.

Individually, six Gamecocks have scored double digits in a single quarter – Te-Hina Paopao (3), MiLaysia Fulwiley (2), Kamilla Cardoso (1), Bree Hall (1), Raven Johnson (1), Sakima Walker (1). The top single-quarter individual scoring this season is 13 points by Cardoso in the third vs. #10/10 Notre Dame (Nov. 6) and by Fulwiley in the second at Texas A&M (Jan. 21).

Ain't Life Grand

South Carolina posted the program's 1,000th win in style with its 76-70 win over #9/9 LSU (Jan. 25) in front of a sold out crowd at the Tigers' Pete Maravich Center and an ESPN audience that reached 1.55 million to be the night's most watched sporting event on television, eclipsing an NBA game.

A pair of Gamecocks also hit the 1,000 career points mark this season in transfers Kamilla Cardoso and Te-Hina Paopao. South Carolina has had at least one 1,000-point scorer in their roster in nine of the last 10 seasons – just the 2020-21 roster lacked one. Of those nine rosters, six

included multiple Gamecocks to have reached the mark. The 2016-17 National Championship team featured four Gamecocks who had achieved the milestone – A'ja Wilson and Alaina Coates both hit the mark as Gamecocks while Kaela Davis and Allisha Gray had done so prior to joining South Carolina.

Paopao was the first to hit the mark this season, scoring her 1,000th point in her third game as a Gamecock (vs. Clemson, Nov. 16). Her three seasons at Oregon saw her amass 963 of those points.

Cardoso's 1,000+ points have come mostly as a Gamecock but include her 326 points as a freshman at Syracuse (2020-21).

Watch It!

The season began with senior center Kamilla Cardoso getting the lion's share of the preseason awards attention, but senior transfer Te-Hina Paopao has given her company midway through the season.

Cardoso earned spots on the preseason watch lists for the Naismith Trophy, Wade Trophy, Wooden Award and the Lisa Leslie Center of the Year Award. She was a Preseason All-SEC First-Team selection by both the media and coaches as well.

Paopao joined Cardoso on the Wooden Award Watch List and picked up her first SEC recognition when the coaches tabbed her for Preseason All-SEC Second-Team honors. She also was one of 20 named to the Nancy Lieberman Point Guard of the Year Award watch list.

Both have since advanced to their positional award Top 10 lists and on the Wooden Award Midseason Top 25 Watch List.

Vamos Kamilla!

From ACC Freshman of the Year in 2021 to SEC Sixth Woman of the Year in 2023, South Carolina senior Kamilla Cardoso can be a dominant player on both ends of the court and is standing firmly in that spotlight this season after a summer that included leading Brazil to gold in the FIBA AmeriCup and earning MVP honors in the process.

On the watch list for all three national player of the year awards and the Lisa Leslie Award, Cardoso is 16th in the nation with 10 double-doubles and averages a double-double with 13.2 points and 10.6 rebounds per game, which rank 17th and fourth in the SEC, respectively, with her rebounding average coming in 19th in the nation. In SEC action, her rebounds climb to 11.5 per game to rank third in the league.

Cardoso was the SEC and USBWA National Player of the Week in the opening week of the season after leading South Carolina to a pair of top-15 victories that propelled

TEAM SPECIALTY STATS

		South Carolina-Opponent			
		Pts. in Paint	Pts. Off TOs	2nd Chance Pts	Fast Break Pts
11/6	vs. ND	70-22	26-15	15-11	30-10
11/2	MD	56-30	23-4	28-8	26-2
11/16	Clem.	64-20	28-6	20-4	29-3
11/20	SDSU	52-28	22-4	22-17	31-0
11/24	MVSU	72-8	20-5	26-4	45-2
11/30	at NC	20-24	7-7	12-6	6-5
12/3	at DU	32-22	19-15	17-7	12-18
12/6	Mor. St.	50-10	27-11	13-4	37-6
12/10	vs. Utah	44-46	18-11	17-6	9-5
12/16	Presby.	48-12	28-2	23-9	24-2
12/19	at BGSU	48-16	21-10	7-4	15-5
12/30	at ECU	36-14	15-5	18-4	26-11
1/4	at FL	56-26	12-13	6-15	19-6
1/7	Miss St	40-40	11-11	15-16	17-13
1/11	at MO	44-18	24-10	15-2	11-2
1/15	KY	54-14	34-0	17-5	28-6
1/21	at TAM	56-20	18-17	9-6	8-4
1/25	at LSU	46-40	14-15	14-13	13-4
1/28	Vandy				
2/1	at AU				
2/4	OM				
2/8	MO				
2/11	CT				
2/15	at TN				
2/18	GA				
2/22	Ala.				
2/25	at KY				
2/29	at Ark.				
3/3	TN				
Season Avg.		49.3-22.8	20.4-8.9	16.3-7.8	21.4-5.8
SEC Avg.		49.3-26.3	18.8-11.0	12.7-9.5	16.0-5.8

STARTERS VS. BENCH

		SC Starters	Opp. Starters	SC Bench	Opp. Bench
11/6	vs. ND	59	59	41	12
11/2	MD	59	56	55	20
11/16	Clem.	55	27	54	13
11/20	SDSU	62	36	16	2
11/24	MVSU	52	13	49	6
11/30	at NC	55	58	10	0
12/3	at DU	65	39	12	22
12/6	Mor. St.	44	27	60	11
12/10	vs. Utah	52	67	26	2
12/16	Presby.	57	17	42	12
12/19	at BGSU	67	29	26	33
12/30	at ECU	37	21	36	15
1/4	at FL	63	33	26	33
1/7	Miss St	59	53	26	13
1/11	at MO	55	47	26	10
1/15	KY	53	17	45	19
1/21	at TAM	54	54	45	10
1/25	at LSU	60	66	16	4
1/28	Vandy				
2/1	at AU				
2/4	OM				
2/8	MO				
2/11	CT				
2/15	at TN				
2/18	GA				
2/22	Ala.				
2/25	at KY				
2/29	at Ark.				
3/3	TN				
Season Avg.		56.0	39.9	33.9	13.2
SEC Avg.		57.3	45.0	30.7	14.8

2023-24 SCORING DIFFERENTIALS

All Games

Largest lead in a win.....by 82 (101-19), 4th-0:49, vs. MVSU, 11/24

Largest deficit overcome to win.....by 11 (30-41), 2nd-1:22, at #9/9 LSU, 1/25
by 11 (21-10), 2nd-9:35, at #24/24 North Carolina, 11/30

Best Scoring Run.....28 points, 2nd-5:19 vs. Clemson, 11/16

Best Scoring Run Against.....9 points, 1st-2:06, at #9/9 LSU, 1/25; 4th-7:43 at Duke, 12/3

Most Lead Changes.....12 vs. #14/11 Maryland, 11/12

Most Times Tied.....7 vs. #14/11 Maryland, 11/12

vs. Ranked Opponent

Largest lead in a win.....by 39 (114-75), 4th-0:34 vs.@14/11 Maryland, 11/12

Largest deficit overcome to win.....by 11 (30-41), 2nd-1:22, at #9/9 LSU, 1/25
by 11 (21-10), 2nd-9:35, at #24/24 North Carolina, 11/30

Best Scoring Run.....12 points, 4th-6:36, vs. #14/11 Maryland, 11/12

Best Scoring Run Against.....9 points, 1st-2:06, at #9/9 LSU, 1/25

Most Lead Changes.....12 vs. #14/11 Maryland, 11/12

Most Times Tied.....7 vs. #14/11 Maryland, 11/12

the Gamecocks back to the No. 1 ranking they possessed every week of the last two seasons. She picked up a second USBWA National Player of the Week award on Dec. 5 after the Gamecocks' Tobacco Road sweep at #24/24 North Carolina and at Duke.

Cardoso is sixth in the nation in blocks with 2.9 per game, and her seven blocks against Presbyterian (Dec. 16) are the 11th-most in the NCAA this season.

Shooting 60.0 percent from the field, Cardoso leads the SEC and is 20th in the nation. She has shot at least 50.0 percent in all but four games this season, and has hit over 70.0 percent in four games.

Additionally, Cardoso's vision out of the post has her handing out 2.3 assists per game this season, which ranks fourth on the team.

Pao-erful Impact

Senior transfer Te-Hina Paopao is often mentioned by her teammates as a leader, despite her summer arrival to the program. The three-time All-Pac-12 selection illustrated that leadership beautifully in the season opener against #10/10 Notre Dame (Nov. 6). As the starter with the most experience at the position, the steady guard led the way in the opening 10 minutes with seven points on 3-of-4 shooting, two assists and two steals to keep the Gamecocks within a point at the end of the period.

That steady hand has not wavered since, and Paopao is second on the team in scoring (12.5 ppg) and assists at 4.1 per game, which ranks seventh in the SEC. Early in league play, her scoring and assists both go up with her team-best 13.3 points per game ranking 20th in the league and her team-best 4.7 assists per game ranking fifth.

Paopao also continues to burnish her reputation as a 3-point shooter, leading the nation with 53.6 percent accuracy. She is second in the SEC with 2.7 made 3s per game. In SEC games, she is third in the league in 3-point percentage (.538).

She has shot at least 50.0 from 3-point range in all but four games this season, including a pair of 4-of-5 (.800) outings – against Clemson (Nov. 16), at Florida (Jan. 4). Paopao was named MVP of the Gamecocks' win over #11/7 Utah (Dec. 10) after her third 3-pointer of the game turned back a Utah rally midway through the fourth quarter. She has made at least three 3s eight times.

In all, Paopao's fingerprints are on 22.2 points per game with teammates scoring 9.7 points per game off her assists in addition to her 12.5 points per game. That total impact number rises to 24.0 points per game in SEC play and 25.8 against ranked opponents.

That's So Raven

Sophomore Raven Johnson's self-proclaimed "revenge tour" has left little doubt that she should be part of any conversation about the best point guards in the country. Without losing the instincts and court vision Staley has always loved, Johnson has added her own offensive efficiency to the Gamecocks' high-octane offense.

Johnson is third in the SEC with 5.2 assists per game, and her 3.1 assist-to-turnover ratio is seventh in the country. She has handed out five or more assists eight times this season and had more than two turnovers just four times.

Johnson's 17 assists against Clemson (Nov. 16) were the most by an SEC player since 2005, the second-most in program history – missing the record by one – and the most in the NCAA this season.

Beyond her assists, Johnson has more than doubled her scoring from last season with 9.3 points per game this season on a career-best 51.6 percent shooting, which includes 37.1 percent from 3-point range. In SEC play, she averages 10.5 points on 50.0 percent shooting.

With her points and teammates scoring 11.7 points per game off her assists, Johnson has her hands on 23.7

percent of the Gamecocks' offense (21.2 ppg).

Johnson has put her mark on the Gamecock defense as well, ranking sixth in the SEC with 2.3 steals per game, which includes four games of at least four steals.

Easy, Breezy, Beautiful

Junior Bree Hall has been lauded by former teammates and some of the best to play at South Carolina in the Staley era for the way she trusted the process for two seasons and stepped into the waiting spotlight this season to reap the rewards of her behind-the-scenes work.

Hall started the season with her usual solid defense, but the emergence of her fully developed offensive game came during the Gamecocks' Tobacco Road sweep at #24/24 North Carolina (Nov. 30) and at Duke (Dec. 3). Since then, Hall has thrived as the complete, confident player she has become, delivering on both sides of the ball and hitting shots in the biggest moments of the tightest games.

On Tobacco Road, it wasn't just Hall's team-best 14.0 points per game on 69.2 percent shooting in hostile environs. It was her 6-of-8 3-point shooting that included a win-sealing three in the fourth quarter of each game. It was also her defense in the final period that held UNC's top scorer Deja Kelly without a field goal and helped limit Duke's hot-shooting Reigan Richardson to just 1-of-5 shooting in the game-deciding fourth quarter.

Hall also delivered big in the fourth-quarter comeback at #9/9 LSU (Jan. 25), posting eight points, three rebounds and a timely block in the final 10 minutes. Her back-to-back threes twice broke the tie in the final three minutes as she delivered six of the team's final nine points.

On the season, Hall averages 10.6 points per game on 49.6 percent shooting. Her 1.9 made threes per game are seventh in the SEC.

In SEC games, Hall is second on the team with 12.7 points per game on 56.8 percent shooting, including an SEC-best 60.9 percent accuracy from 3-point range. She comes in fourth with 2.4 made threes per league game.

And, Hall has made a home away from home, leading the Gamecocks with 13.2 points per true road game on 65.5 percent shooting, including 70.0 percent from 3-point range.

CK Obsession

Sophomore Chloe Kitts has capitalized on her early enrollment (Jan. 2023) and individual training as she prepared for the 2023 FIBA U19 World Cup, at which she helped the U.S. to gold. All of which made her physically stronger and honed her skills.

The combination helped Kitts earn a starting spot on opening day this season, and she has proven what Staley always saw in the young 6-foot-2 forward – physicality, basketball IQ and tenacity.

Kitts has scored in double figures 11 times, including her first career 20-point game (21 at Bowling Green, Dec. 19), and has three double-doubles.

She earned her first career double-double against #14/11 Maryland (Nov. 12). Those 13 points and 10 rebounds came in just 21 minutes on the court, and she powered home eight of her 13 points in just six minutes of the second quarter to guide the Gamecocks to a 12-point halftime lead.

The talented forward came up big at #24/24 North Carolina (Nov. 30) with 11 second-half points, highlighted by clutch mid-range jumpers and 3-of-4 free throw shooting that included a pair of makes that made it a two-possession game with 24 seconds left. Her nine first-quarter points at #9/9 LSU (Jan. 25) were half the Gamecocks' total in the period and came on 4-of-4 shooting.

On the season, Kitts averages 10.3 points and 6.4 rebounds, which ranks 19th in the SEC. She is shooting 54.6 percent from the field and is second on the team with 42 made free throws.

Ashlyn Swatkins

While Ashlyn Watkins' athleticism as never been in question – she became the first Gamecock to dunk in a game last season at Clemson and the first to do it at Colonial Life Arena this season against Kentucky – the sophomore is bringing all sides of her game together in her second season.

Watkins season averages include 8.5 points and 6.7 rebounds, which rank 16th in the SEC. Defensively, Watkins is 10th in the nation with 2.7 blocks per game. And, all of that production has come in just 18.4 minutes per game.

In SEC action, Watkins is 14th in rebounding at 6.5 per game and sits second in blocks per league game at 2.5.

Watkins has three double-doubles and at least three blocks in eight games, including a career-high six blocks against Presbyterian (Dec. 16) and at Florida (Jan. 4).

Her poise late at #24/24 North Carolina (Nov. 30) helped deliver the win with her six fourth-quarter points capped by a pair of free throws with 14 seconds left.

The Full-wiley

Freshman guard MiLaysia Fulwiley arrived on her hometown campus with fanfare befitting her high school highlight reel and her No. 13 ranking in the recruiting class. Often soft-spoken off the court, her game shouts from the rooftops in support of Staley calling her a "generational player" who can do things with a basketball no one else can do. Her creativity on the court keeps fans glued to their seats regardless of the score.

On the biggest stage for her college debut in Paris, Fulwiley dazzled international fans and NBA legends alike with the style in her 17 points, six assists and six steals

2023-24 ROSTER

No.	Name	Pos.	Ht.	Yr.	Hometown/Last School
0	Te-Hina Paopao	G	5-9	Sr.	Oceanside, Calif./Oregon
2	Ashlyn Watkins	F	6-3	So.	Columbia, S.C./Cardinal Newman
5	Tessa Johnson	G	6-0	Fr.	Albertville, Minn./Saint Michael Albertville
10	Kamilla Cardoso	C	6-7	Sr.	Montes Claros, Brazil/Syracuse
12	MiLaysia Fulwiley	G	5-10	Fr.	Columbia, S.C./W.J. Keenan
15	Adhel Tac	F	6-5	Fr.	Grand Prairie, Texas/South Grand Prairie
20	Sania Feagin	F	6-3	Jr.	Ellenwood, Ga./Forest Park
21	Chloe Kitts	F	6-2	So.	Oviedo, Fla./DME Academy
23	Bree Hall	G	6-0	Jr.	Dayton, Ohio/Wayne
24	Sahnja Jah	F	6-0	Fr.	Montverde, Fla./Montverde Academy
25	Raven Johnson	G	5-9	So.	Atlanta, Ga./Westlake
35	Sakima Walker	C	6-5	Sr.	Columbus, Ohio / Northwest Florida State

Head Coach: Dawn Staley

Assoc. Head Coach: Lisa Boyer; **Assistant Coaches:** Jollette Law, Winston Gandy, Mary Wooley, Khadijah Sessions

against #10/10 Notre Dame (Nov. 6). Columbia anxiously awaited her home debut, which was a 12-point, 2-assist, 2-block, 2-steal effort in just 15 minutes against #14/11 Maryland (Nov. 12). Four days later, she needed just 16 minutes to put on a highlight-reel near double-double, torching rival Clemson for 18 points, nine rebounds and three assists.

On the season, Fulwiley is scoring 11.5 points per game (3rd on the team) on 48.1 percent shooting and averages 2.2 assists.

In SEC action, Fulwiley has been building game-by-game, peaking at a season-best 21 points at Texas A&M on 8-of-12 shooting (.667), including three 3-pointers, in just shy of 20 minutes on the court. She averages 10.3 points in league play on 50.0 percent shooting.

Already Adhel

For the second time in as many seasons, one of the Gamecocks' top signees chose to enroll early with the January arrival of Adhel Tac (Grand Prairie, Texas/South Grand Prairie). The No. 26 player in the Class of 2024, Tac suffered an injury in early her senior season, leading to her decision to join the Gamecocks ahead of schedule. Her on-court availability for this season is yet to be determined.

Ranked as high as No. 12 in the country before sitting out the 2022-23 season with an injury, Tac had returned to the court over the summer before the second injury derailed her final high school campaign. As a sophomore in 2021-22, she poured in 14.1 points and 8.8 rebounds per game to help lead South Grand Prairie to a Class 6A state runner-up finish.

Great Gamecock Fans

South Carolina fans have led the nation in average attendance in each of the last nine seasons and announced a 16-for-16 campaign to secure 16,000 season tickets to honor Staley's 16th season in Columbia.

While the season ticket number has not yet hit that mark, attendance has hit that number three times as the Gamecocks have hosted four of the five highest-attended games in the nation this season with the rivalry game against Clemson (Nov. 16) leading the way at 16,820. All of which has South Carolina atop the average attendance rankings at 15,653 fans per game.

The Gamecocks have had at least one sellout of their 18,000-seat Colonial Life Arena for seven straight seasons (excluding COVID-limited 2020-21 season) dating back to the first ever sellout of 18,000 on Feb. 8, 2016. The streak will reach eight season on Feb. 11 when the Gamecocks host UConn in what has already been declared a sellout.

Excluding the COVID limited-attendance season of 2020-21, South Carolina has drawn at least 10,000 fans 119 consecutive regular-season games beginning on Jan. 2, 2015.

TEAM THEME: LOVE

As with most seasons, the LOVE theme has many meanings, all of which are rooted in loving the game of women's basketball. Staley often notes that "if you love the game, it will love you back" – and her career as a player and now a coach is evidence of that.

For her team, loving basketball is more than loving the wins and the trophies and the cheers from fans. That's just one side of the relationship. The pursuit of those means also loving the commitment and the sacrifice and the discipline required to get better every day, and it even means loving the doubt and criticism of others.

For the FAMS – the program's loyal fanbase – loving basketball means investing their time and money, it means saving their vacation days to come to games, and it means pouring their energy into the program's success. In return, Gamecock FAMS are part of a community that puts aside all other differences to share their love of the game and of being such an integral part of Staley's program.

Signing Class

South Carolina continues to shine on the recruiting trail, landing a trio of five-star prospects (including Tac) that had ESPN ranking it the No. 2 class in the nation after the early signing period. Dawn Staley's staff has proven it can both keep top players at home and draw from the best players across the nation.

Joyce Edwards

(6-2 - F - Camden, S.C./Camden)

- #2 overall
- 2024 McDonald's All-American
- 2024 Naismith HS Player of the Year Midseason Team
- 2023 USA Today HS Sports National Athlete of the Year
- 3x SCBCA 3A Player of the Year
- 2023 South Carolina Gatorade Player of the Year
- 2023 3A State Championship

Madison McDaniel

(5-9 - G - Upper Marlboro, Md./Bishop McNamara)

- #12 overall
- 2024 McDonald's All-American
- 2024 Naismith HS Player of the Year Midseason Team
- 2023 Washington Catholic Athletic Conference Player of the Year
- 2023 MaxPreps Maryland Player of the Year

Everybody's All-American

The Gamecocks' 11-woman roster includes eight McDonald's All-Americans – Kamilla Cardoso, Sania Feagin, MiLaysia Fulwiley, Bree Hall, Raven Johnson, Tessa Johnson, Te-Hina Paopao and Ashlyn Watkins.

At South Carolina, Staley has coached 23 McDonald's All-Americans, including 18 who joined the Gamecocks as freshmen. Two more will soon join the list as both 2024 signees earned the honor this season – Joyce Edwards, Madisen McDaniel.

Staffing Boost

For the first time since 2018, head coach Dawn Staley had changes to her staff this offseason, including a boost in numbers thanks to a change in the NCAA rules governing the number of assistant coaches.

Associate head coach Lisa Boyer and assistant coach Jollette Law remain the heart of the staff. Long-time assistant Fred Chmiel left the Gamecocks for his first NCAA Div. I head coaching position, making room for Winston Gandy who brought six years of NCAA coaching experience and three seasons of NBA player development to Columbia.

The new NCAA legislation allowed Staley to elevate Mary Wooley into an assistant coach role. Wooley was previously the recruiting coordinator on Staley's staff for several seasons but also had 10 seasons of experience as an assistant coach with four different teams. Staley also brought former Gamecock Khadijah Sessions to her staff this summer after the 2016 grad spent the last few seasons coaching at the high school level.

WNBA Pipeline

With 10 alumnae playing in the WNBA in 2023, South Carolina had the third-most players in the league of any college program.

Since the first Staley-trained Gamecock was drafted in 2015 (Aleighsa Welch), a total of 14 South Carolina players have been taken in the WNBA Draft. Ten of those went in the first round, including two No. 1 overall picks.

With five players taken in the 2023 WNBA Draft, South Carolina joined Notre Dame (2019) and Tennessee (2008, 1999) as the only programs to have at least that many players taken in a single draft. Three of those five picks were in the first round, making South Carolina one of just seven programs to hit that benchmark.

In proof Staley sends players to the league ready, five Gamecocks have earned All-Rookie Team honors, including three WNBA Rookies of the Year – Allisha Gray (2017), Aja Wilson (2018), Aliyah Boston (2023).

Gamecock alum Aja Wilson has risen to become the face of the WNBA. The two-time league MVP (2020, 2022), two-time Defensive Player of the Year (2022, 2023) and five-time All-Star led her Las Vegas Aces to back-to-back WNBA Championships (2022, 2023). Wilson's former AAU and South Carolina teammate Alaina Coates joined her on the 2023 title team.

SOUTH CAROLINA'S RECORD WHEN ...

	vs. Ranked	SEC	All
Record.....	5-0	6-0	18-0
Playing a ranked opponent.....	5-0	1-0	5-0
Playing at home	1-0	2-0	8-0
Playing on the road.....	2-0	4-0	8-0
Playing at neutral site	2-0		2-0
Leading at half	3-0	5-0	16-0
Trailing at half	2-0	1-0	2-0
Tied at half			0-0
Playing an overtime game			0-0
0 players score in double figures.....			0-0
1 player scores in double figures.....			0-0
2 players score in double figures.....			0-0
3 players score in double figures.....			2-0
4 players score in double figures.....	2-0	1-0	4-0
5 players score in double figures.....	2-0	4-0	6-0
More than 5 players in double figures.....	1-0	1-0	6-0
Starters out-score opponent's starters.....	1-0	4-0	13-0
Opponent's starters score equal/more.....	4-0	2-0	5-0
Bench out-scores opponent's bench.....	5-0	5-0	15-0
Opponent's bench scores equal/more.....		1-0	3-0
Shooting 60% or better.....		1-0	2-0
Shooting between 50-59%	3-0	3-0	11-0
Shooting between 40-49%	1-0	2-0	4-0
Shooting between 30-39%	1-0		1-0
Shooting less than 30%			0-0
Opponent shoots 50% or better.....			0-0
Opponent shoots between 40-49%.....	3-0	1-0	3-0
Opponent shoots between 30-39%.....	2-0	4-0	8-0
Opponent shoots between 20-29%.....	1-0		4-0
Opponent shoots less than 20%.....			3-0
Shooting better than opponent.....	5-0	6-0	18-0
Shooting worse than/equal to opponent.....			0-0
Having more FTs made than opponent.....	4-0	4-0	14-0
Having equal/fewer FTs made than opponent.....	1-0	2-0	4-0
Out-rebounding opponent.....	4-0	6-0	17-0
Having equal/fewer rebounds than opponent.....	1-0		1-0
Having fewer TOs than opponent.....	3-0	3-0	13-0
Having equal or more TOs than opponent.....	2-0	3-0	5-0
Attempting more FT than 3FG.....	3-0	2-0	10-0
Attempting equal/fewer FT than 3FG.....	2-0	4-0	8-0
Making 5 or more 3FGs.....	5-0	6-0	17-0
Making fewer than 5 3FGs.....			1-0
Making no 3 FGs.....			1-0
Attempting 15 or more 3FGs.....	4-0	4-0	13-0
Attempting fewer than 15 3FGs.....	1-0	2-0	5-0
No South Carolina players foul out.....	4-0	5-0	15-0
One or more SC players foul out.....	1-0	1-0	3-0
No opposing players foul out.....	2-0	5-0	12-0
One or more opposing players foul out.....	3-0	1-0	6-0

	vs. Ranked	SEC	All
Assist at least half of field goals made.....	2-0	3-0	11-0
Assist on at least 2/3 of field goals made.....	2-0		4-0
Assist on less than half of field goals made.....	3-0	3-0	7-0
Scoring more pts. in paint than opponent.....	3-0	5-0	15-0
Scoring equal/fewer pts. in paint than opp.	2-0	1-0	3-0
Scoring more pts. off TOs than opponent.....	3-0	3-0	14-0
Scoring equal/fewer pts. off TOs than opp.	2-0	3-0	4-0
Scoring more 2nd-chance pts.....	5-0	4-0	16-0
Scoring equal/fewer 2nd-chance pts.....		2-0	2-0
Scoring more fast break pts.....	5-0	6-0	17-0
Scoring equal/fewer fast break pts.....			1-0
Wearing primary white uniforms.....	2-0	2-0	8-0
Wearing secondary (Cocky) white uniforms.....	2-0		2-0
Wearing black uniforms.....	2-0	4-0	7-0
Wearing garnet uniforms.....			1-0
Playing in November	3-0		6-0
Playing in December.....	1-0		6-0
Playing in January.....	1-0	6-0	6-0
Playing in February.....			0-0
Playing in March.....			0-0
Playing in April.....			0-0
Playing during the day	2-0	1-0	7-0
Playing at night.....	3-0	5-0	11-0
Playing on Sunday	2-0	2-0	5-0
Playing on Monday.....	1-0	1-0	3-0
Playing on Tuesday.....			1-0
Playing on Wednesday.....			1-0
Playing on Thursday.....	2-0	3-0	5-0
Playing on Friday.....			1-0
Playing on Saturday.....			2-0
Margin is less than 5 pts.			0-0
Margin is between 5-9 pts.	3-0	1-0	3-0
Margin is between 10-19 pts.		1-0	2-0
Margin is between 20-29 pts.	1-0	2-0	3-0
Margin is between 30-39 pts.	1-0	1-0	4-0
Margin is between 40-49 pts.			1-0
Margin is 50 pts. or more.....		1-0	5-0
Having a 20-pt. scorer.....	1-0	2-0	5-0
Having a 30-pt. scorer.....			0-0
Scoring 49 points or less.....			0-0
Scoring 50-59 points.....			0-0
Scoring 60-69 points.....	1-0		1-0
Scoring 70-79 points.....	2-0	1-0	5-0
Scoring 80-89 points.....		3-0	3-0
Scoring 90-99 points.....		2-0	4-0
Scoring 100 points or more.....	2-0		5-0
Opponent scores 39 points or less.....		1-0	6-0
Opponent scores 40-49 points.....			1-0
Opponent scores 50-59 points.....	1-0	1-0	2-0
Opponent scores 60-69 points.....	1-0	3-0	6-0
Opponent scores 70-79 points.....	3-0	1-0	3-0
Opponent scores 80-89 points.....			0-0
Opponent scores 90-99 points.....			0-0
Opponent scores 100 points or more.....			0-0

2023-24 TEAM HIGH/LOW — ALL GAMES

South Carolina Highs	South Carolina Lows	Category	Opponent Lows	Opponent Highs
114 vs. Maryland, 11/12	65 at North Carolina, 11/30	Points in Game	19, MVSU, 11/24	76, Maryland, 11/12
66 vs. Maryland, 11/12*	26 at North Carolina, (1st), 11/30	Points in a Half	7, MVSU (2nd), 11/24	41, at LSU, 1/25 (1st) 41, at Texas A&M (2nd), 1/21
37 vs. Maryland (4th), 11/12*	10 at North Carolina (1st), 11/30	Points in a Quarter	3, Presbyterian (3rd), 12/16 3, MVSU (4th), 11/24	25, vs. Notre Dame (1st), 11/6
44 vs. Clemson, 11/16*	22 at North Carolina, 11/30	Field Goals Made	8, MVSU, 11/24	30, at LSU, 1/25
83 vs. Clemson, 11/16*	52 at Duke, 12/3	Field Goal Attempts	55, at Bowling Green, 12/19	79, at Florida, 1/4
83 vs. Notre Dame 11/6*				
.683 (41-630) vs. Morgan St., 12/6	.393 (22-56) at No. Carolina, 11/30	FG Percentage	.119 (8-67), MVSU, 11/24	.452 (28-62) vs. Utah, 12/10
12 vs. Maryland, 11/12	0 vs. South Dakota St., 11/20	3-Point FG Made	1, MVSU, 11/24	11, at Bowling Green, 12/19 11, at Duke, 12/3
26 vs. Clemson, 11/16	11 at North Carolina, 11/30	3-Point FG Attempts	12, at ECU, 12/30	29, at Bowling Green, 12/19
.600 (9-15) at Duke, 12/3	.000 (0-12) vs. SDSU, 11/20	3-Point FG Percentage	.053 (1-19), MVSU, 11/24	.455 (10-22), Maryland, 11/12
18 at ECU, 12/30	7 at LSU, 1/25 7 at Missouri, 1/11	Free Throws Made	2, Kentucky, 1/15 2, at Duke, 12/3 2, MVSU, 11/24 2, South Dakota St., 11/20	17, at Texas A&M, 1/21
34 at ECU, 12/30	8 at Missouri, 1/11	Free Throw Attempts	2, at Duke, 12/3	21, at Texas A&M, 1/21 21, at ECU, 12/30 21, vs. Notre Dame, 11/6
875 (7-8) at Missouri, 1/11	529 (18-34) at ECU, 12/30	FT Percentage	.250 (2-8), MVSU, 11/24	.846 (11-13), Morgan St., 12/6
73 vs. Clemson, 11/16	36 at Bowling Green, 12/19	Rebounds	21, Morgan St., 12/6	45, at North Carolina, 11/30
30 vs. Clemson, 11/16*	8 at North Carolina, 11/30	Assists	3, at ECU, 12/30	17, at LSU, 1/25
30 vs. Maryland, 11/12*				
15 vs. South Dakota St., 11/20	6 at ECU, 12/30 6 vs. Utah, 12/10 6 at North Carolina, 11/30	Steals	2, at Missouri, 1/11	11, vs. Utah, 12/10 11, Morgan St., 12/6 11, at Duke, 12/3
17 vs. Presbyterian, 12/16*	3 at Duke, 12/3	Blocked Shots	0, Presbyterian, 12/16 0, Morgan St., 12/6	8, at Duke, 12/3
23 vs. Utah, 12/10	7 South Dakota St., 11/20	Turnovers	9, at Texas A&M, 1/21	24, Kentucky, 1/15
21 at Texas A&M, 1/21	6 vs. Presbyterian, 12/16 6 at Duke, 12/3	Fouls	12, at Bowling Green, 12/19 12, Morgan St., 12/6 12, Clemson, 11/16	25, at North Carolina, 11/30

* indicates program record; * indicates Staley-era program record

2023-24 TEAM HIGH/LOW — SEC GAMES

South Carolina Highs	South Carolina Lows	Category	Opponent Lows	Opponent Highs
99 at Texas A&M, 1/21	76 at LSU, 1/25	Points in Game	36, Kentucky, 1/15	70, at LSU, 1/25
54 at Texas A&M, 1/21 (1st)	34 at LSU, 1/25 (1st)	Points in a Half	15, Kentucky, 1/15(2nd)	41, at LSU, 1/25 (1st) 41, at Texas A&M, 1/21(2nd)
33 vs. Kentucky, 1/15 (3rd) 16 at Missouri, 1/11 (1st) 16 at Florida, 1/4 (4th) 16 at Florida, 1/4 (2nd)	16 at LSU, 1/25 (3rd)	Points in a Quarter	4, Kentucky, 1/15(4th)	24, at LSU, 1/25(1st)
40 vs. Kentucky, 1/15	31 at LSU, 1/25	Field Goals Made	15, Kentucky, 1/15	30, at LSU, 1/25
70 at Florida, 1/4	64 at Missouri, 1/11	Field Goal Attempts	56, at Missouri, 1/11	79, at Florida, 1/4
.672 (39-58) at Texas A&M, 1/21	.471 (32-68) vs. Mississippi St., 1/7	FG Percentage	.246 (15-61), Kentucky, 1/15	.448 (30-67), at LSU, 1/25
10 vs. Kentucky, 1/15	6 vs. Mississippi St., 1/7 6 at Florida, 1/4	3-Point FG Made	3, Mississippi St., 1/7	10, at Missouri, 1/11
20 at LSU, 1/25	12 vs. Mississippi St., 1/7	3-Point FG Attempts	18, at LSU, 1/25 18, Kentucky, 1/15	28, at Florida, 1/4
.588 (10-17) vs. Kentucky, 1/15	.350 (7-20) at LSU, 1/25	3-Point FG Percentage	.158 (3-19), Mississippi St., 1/7	.400 (10-25), at Missouri, 1/11
15 vs. Mississippi St., 1/7	7 at LSU, 1/25 7 at Missouri, 1/11	Free Throws Made	2, Kentucky, 1/15	17, at Texas A&M, 1/21
20 vs. Mississippi St., 1/7	8 at Missouri, 1/11	Free Throw Attempts	6, Kentucky, 1/15	21, at Texas A&M, 1/21
.875 (7-8) at Missouri, 1/11	.538 (7-13) at LSU, 1/25	FT Percentage	.333 (2-6), Kentucky, 1/15	.818 (9-11), at Missouri, 1/11
51 at Florida, 1/4	37 at Missouri, 1/11	Rebounds	29, at Texas A&M, 1/21	43, Mississippi St., 1/7
24 at Texas A&M, 1/21	12 at Missouri, 1/11	Assists	7, Kentucky, 1/15	17, at LSU, 1/25
14 vs. Kentucky, 1/15	4 at Texas A&M, 1/21	Steals	2, at Missouri, 1/11	10, at Florida, 1/4
9 at Florida, 1/4	4 at LSU, 1/25	Blocked Shots	1, at Texas A&M, 1/21 1, at Florida, 1/4	7, at LSU, 1/25
18 at Florida, 1/4	11 at Missouri, 1/11 11 vs. Mississippi St., 1/7	Turnovers	9, at Texas A&M, 1/21	24, Kentucky, 1/15
21 at Texas A&M, 1/21	9 vs. Kentucky, 1/15	Fouls	14, at Florida, 1/4	17, at Texas A&M, 1/21 17, Mississippi St., 1/7

* indicates program record; * indicates Staley-era program record

2023-24 INDIVIDUAL SUPERLATIVES — ALL GAMES

Category	South Carolina	Opponent
Points in Game	23 by Kamilla Cardoso vs. South Dakota St., 11/20	37 by Alissa Pili, vs. Utah, 12/10
Points in a Half	16 by Bree Hall at Missouri, 1/11 (1st) 16 by Kamilla Cardoso South Dakota St., 11/20 (1st)	21 by Leilani Correa, at Florida, 1/4 (1st) 21 by Alissa Pili, vs. Utah, 12/10 (1st)
Points in a Quarter	13 by MiLaysia Fulwiley at Texas A&M, 1/21 (2nd) 13 by Kamilla Cardoso vs. Notre Dame, 11/6 (3rd)	17 by Leilani Correa, at Florida, 1/4 (2nd)
Field Goals Made	10 by Chloe Kitts at Bowling Green, 12/19	15 by Alissa Pili, vs. Utah, 12/1
Field Goal Attempts	16 by MiLaysia Fulwiley vs. Presbyterian, 12/16 16 by MiLaysia Fulwiley vs. South Dakota St., 11/20	24 by Hannah Hidalgo, vs. Notre Dame, 11/6
FG Percentage	1.00 (5-5) by Raven Johnson vs. Morgan St., 12/6	.714 (5-7) by Faith Masonius, Maryland, 11/12
3-Point FG Made	4, 7x, last by Bree Hall at Missouri, 1/11	7 by Morgan Sharps, at Bowling Green, 12/19
3-Point FG Attempts	8 by Te-Hina Paopao vs. Maryland, 11/12	12 by Morgan Sharps, at Bowling Green, 12/19
3-Point FG Percentage	.800 (4-5) by Te-Hina Paopao at Florida, 1/4 .800 (4-5) by Te-Hina Paopao vs. Maryland, 11/12	.583 (7-12) by Morgan Sharps, at Bowling Green, 12/19
Free Throws Made	7 by Kamilla Cardoso vs. South Dakota St., 11/20	8 by Hannah Hidalgo, vs. Notre Dame, 11/6
Free Throw Attempts	8 by MiLaysia Fulwiley vs. Morgan St., 12/6 8 by Kamilla Cardoso vs. South Dakota St., 11/20	12 by Hannah Hidalgo, vs. Notre Dame, 11/6
FT Percentage	1.00 (5-5) by MiLaysia Fulwiley vs. Miss. St., 1/7 1.00 (5-5) by Kamilla Cardoso vs. Utah, 12/10	.857 (6-7) by Aicha Coulibaly, at Texas A&M, 1/21 .857 (6-7) by Endyia Rogers, at Texas A&M, 1/21
Rebounds	16 by Kamilla Cardoso at North Carolina, 11/30	12 by Alyssa Ustby, at North Carolina, 11/30
Assists	17 by Raven Johnson vs. Clemson, 11/16*	7 by Ines Vieira, vs. Utah 12/10
Steals	6 by MiLaysia Fulwiley vs. Notre Dame, 11/6	5 by Ines Vieira, vs. Utah 12/10
Blocked Shots	7 by Kamilla Cardoso vs. Presbyterian, 12/16	4 by Jadyn Donovan, at Duke, 12/3
Turnovers	5 by Raven Johnson vs. Utah, 12/10	8 by Tamaria Rumph, Morgan St., 12/6

* indicates program record

^ indicates Staley-era program record

2023-24 INDIVIDUAL SUPERLATIVES — SEC GAMES

Category	South Carolina	Opponent
Points in Game	21 by MiLaysia Fulwiley at Texas A&M, 1/21 21 by Bree Hall at Missouri, 1/11	28 by Leilani Correa, at Florida, 1/4
Points in a Half	16 by Bree Hall at Missouri, 1/11 (1st)	21 by Leilani Correa, at Florida, 1/4 (1st)
Points in a Quarter	13 by MiLaysia Fulwiley at Texas A&M, 1/21 (2nd)	17 by Leilani Correa, at Florida, 1/4 (2nd)
Field Goals Made	8 by MiLaysia Fulwiley at Texas A&M, 1/21 8 by Bree Hall at Missouri, 1/11	11 by Jerkaila Jordan, Mississippi St., 1/7 11 by Leilani Correa, at Florida, 1/4
Field Goal Attempts	12, 3x, last by Paopao and Hall at LSU, 1/25	23 by Jerkaila Jordan, Mississippi St., 1/7
FG Percentage	.800 (8-10) by Bree Hall at Missouri, 1/11	.633 (7-11) by Aneesah Morrow, at LSU, 1/25
3-Point FG Made	4 by Bree Hall at Missouri, 1/11 4 by Te-Hina Paopao at Florida, 1/4	4 by Hayley Frank, at Missouri, 1/11 4 by Leilani Correa, at Florida, 1/4
3-Point FG Attempts	7 by Te-Hina Paopao at LSU, 1/25	10 by Mikaylah Williams, at LSU, 1/25 10 by Aliyah Matharu, at Florida, 1/4
3-Point FG Percentage	.800 (4-5) by Te-Hina Paopao at Florida, 1/4	.571 (4-7) by Leilani Correa, at Florida, 1/4
Free Throws Made	5 by MiLaysia Fulwiley vs. Mississippi St., 1/7	6 by Aicha Coulibaly, at Texas A&M, 1/21 6 by Endyia Rogers, at Texas A&M, 1/21
Free Throw Attempts	6 by Kamilla Cardoso vs. Mississippi St., 1/7	7 by Aicha Coulibaly, at Texas A&M, 1/21 7 by Endyia Rogers, at Texas A&M, 1/21
FT Percentage	1.000 (5-5) by MiLaysia Fulwiley vs. Mississippi St., 1/7	.857 (6-7) by Aicha Coulibaly, at Texas A&M, 1/21 .857 (6-7) by Endyia Rogers, at Texas A&M, 1/21
Rebounds	15 by Kamilla Cardoso at Florida, 1/4	10 by Aneesah Morrow, at LSU, 1/25
Assists	6 by Te-Hina Paopao at LSU, 1/25 6 by Raven Johnson vs. Kentucky, 1/15 6 by Kamilla Cardoso vs. Mississippi St., 1/7	4 by Angel Reese, at LSU, 1/25 4 by Hayley Frank, at Missouri, 1/11 4 by Ashton Judd, at Missouri, 1/11
Steals	4 by Raven Johnson at Florida, 1/4	3 by Jerkaila Jordan, Mississippi St., 1/7 3 by Aliyah Matharu, at Florida, 1/4
Blocked Shots	6 by Ashlyn Watkins at Florida, 1/4	3 by Aalyah Del Rosario, at LSU, 1/25
Turnovers	4 by Bree Hall at Missouri, 1/11 4 by Te-Hina Paopao at Florida, 1/4 4 by MiLaysia Fulwiley at Florida, 1/4	6 by Ashton Judd, at Missouri, 1/11

* indicates program record

^ indicates Staley-era program record

THE LAST TIME...

INDIVIDUAL

Scored 50 Points

South Carolina 51, Jocelyn Penn vs. Stetson, 1/4/03
Opponent Never

Scored 40 Points

South Carolina 51, Jocelyn Penn vs. Stetson, 1/4/03
Opponent 41, Caitlyn Clark, Iowa, 3/31/23

Scored 30 Points

South Carolina 31, Zia Cooke at Georgia, 1/2/23
Opponent 37, Alissa Pili, vs. Utah 12/10/23

Grabbed 20 Rebounds

South Carolina 22, Aliyah Boston vs. N. Carolina, 3/25/22
Opponent 24, Teaira McCowan, at Mississippi State, 1/17/19

Grabbed 15 Rebounds

South Carolina 15, Kamilla Cardoso at Florida, 1/4/24
Opponent 18, Kiah Gillespie, Florida State, 3/24/19

Two Players with 20 or More Points

South Carolina Aliyah Boston 21/Zia Cooke 20 at Kentucky, 1/12/23
Opponent Hayley Frank 21/Lauren Hansen 21, at Missouri, 12/30/21

Two Players with 10 or More Rebounds

South Carolina Kamilla Cardoso 13/Chloe Kitts 10 at Texas A&M, 1/21/24
Opponent Alyssa Ustby 12/Maria Gakdeng 10, at North Carolina, 11/30/23

Three or More Players with 10 or More Rebounds

South Carolina A. Boston 12/V. Saxton 12/L. Amihere 11/L. Grissett 10 vs. Charleston, 11/25/20
Opponent W. Rolle 12/J. Breland 10/L. Broomfield 10, vs. North Carolina, 12/19/10

Had 10 Assists

South Carolina 17, Raven Johnson vs. Clemson, 11/16/23
Opponent 12, Channise Lewis, Maryland, 11/18/18

Had Five Steals

South Carolina 5, Raven Johnson vs. Mississippi Valley State, 11/24/23
Opponent 5, Ines Vieira, vs. Utah 12/10/23

Had Five Blocked Shots

South Carolina 5, Kamilla Cardoso vs. Kentucky, 1/15/24
Opponent 5, Rita Igbokwe, vs. Ole Miss, 3/4/23

Had 20 Points and 20 Rebounds

South Carolina Aliyah Boston (28 pts/22 rebs) vs. N. Carolina, 3/25/22
Opponent Teaira McCowan (26 pts/24 rebs) at Mississippi State, 1/17/19

Had a Double-Double

South Carolina Kamilla Cardoso (17 pts/13 rebs) / Chloe Kitts (13 pts/10 rebs) at Texas A&M, 1/21/24
Opponent Alyssa Ustby (18 pts/12 rebs), at North Carolina, 11/30/23

Two Players had a Double-Double

South Carolina Kamilla Cardoso (17 pts/13 rebs) / Chloe Kitts (13 pts/10 rebs) at Texas A&M, 1/21/24
Opponent Lexie Hull (18 pts/13 rebs), vs. Stanford, 4/2/21

Three or More Players had a Double-Double

South Carolina L. Amihere (11 pts/11 rebs) / A. Boston (11 pts/12 rebs) / L. Grissett (13 pts/10 rebs) / V. Saxton (19 pts/12 rebs) vs. Charleston, 11/25/20
Opponent Shakira Austin (10 pts/16 rebs) / Kaila Charles (17 pts/10 rebs) / Channise Lewis (10 pts/12 assts), Maryland, 11/18/18

Had a Triple-Double

South Carolina Aliyah Boston (16 pts/11 rebs/10 blks) vs. Georgia, 1/21/21
Opponent Never

TEAM

Scored 100 Points

South Carolina 104 vs. Morgan St., 12/6/23
Opponent 103, Clemson, 11/21/03

Won by 30 or More Points

South Carolina 99-64 (35) at Texas A&M, 1/21/24
Opponent 66-34 (32), Georgia, 3/4/11

Overcame More Than 15-Point Deficit to Win

South Carolina 18 (16-34) 6:24 in 2nd qtr. vs. Stanford, 12/21/21*
Opponent 16 (21-37) 1:43 in 2nd qtr., at Tennessee, 2/18/21

Shot 65% or Better from the Field

South Carolina .672 (39-58) at Texas A&M, 1/21/24
Opponent Never

Shot 60% or Better from the Field

South Carolina .619 (39-63) at Vanderbilt, 1/19/23
Opponent .604 (29-48), Vanderbilt, 1/18/01

Shot 50% or Better from the Field

South Carolina .588 (40-68) vs. Kentucky, 1/15/24
Opponent .500 (29-58) vs. Maryland, 3/27/23

No Players in Double-Figure Points

South Carolina at Auburn, 1/19/12
Opponent Mississippi Valley State, 11/24/23

Five Players in Double-Figure Points

South Carolina at LSU, 1/25/24
Opponent at Alabama, 1/5/20

More Than Five Players in Double-Figure Points

South Carolina 7 vs. Presbyterian, 12/16/23
Opponent 6, Maryland, 11/18/18

Faced AP Top-25 Opponent

Win 78-69 vs. No. 11 Utah 12/10/23
Loss 67-75 at No. 21 Tennessee, 2/18/21

Faced AP Top-10 Opponent

Win 76-70 at NO. 9 LSU, 1/25/24
Loss 46-54 vs. No. 8 NC State, 12/3/20

Faced AP Top-5 Opponent

Win 88-64 vs. No. 3 LSU, 2/12/23
Loss 73-77 vs. No. 3, Iowa, 3/31/23

Faced AP No. 1 Team

Win Never
Loss 68-93 vs. Baylor, 3/30/19

Overtime Game

Win 64-57 at Ole Miss, 2/19/23
Loss 69-70 at Missouri, 12/30/21

Double-Overtime Game

Win 82-73 at Purdue, 12/16/18
Loss 92-94 at Clemson, 11/19/09

South Carolina Was Ranked (AP Poll)

No. 1 No. 1, 1/22/24
Top 5 No. 5, 3/8/21
Top 10 No. 6, 10/17/23
Top 25 No. 15, 3/19/19

* indicates program record

SOUTH CAROLINA SINGLE-QUARTER RECORDS

TEAM		
Scoring		
Most	Points	
1. vs. Maryland, 11/12/23, 3rd qtr.	37	
vs. Saint Peter's, 11/22/16, 1st qtr.	37	
3. vs. Presbyterian, 12/16/23 1st qtr/	36	
at Kentucky, 1/12/23, 4th qtr.	36	
vs. Alabama, 2/3/22, 1st qtr.	36	
at Vanderbilt, 1/12/20, 3rd qtr.	36	
vs. Alabama State, 3rd qtr.	36	
Fewest	Points	
1. vs. App State, 12/5/18, 4th qtr.	5	
2. vs. Oregon State, 3/23/21, 4th qtr.	6	
vs. Indiana, 11/28/19, 4th qtr.	6	
vs. St. John's, 11/25/17, 2nd qtr.	6	
vs. Stanford, 3/31/17, 2nd qtr.	6	
vs. UCLA, 12/18/16, 1st qtr.	6	
Fewest Allowed	Points	
1. vs. Texas, 3/30/21, 4th qtr.	0	
at Vanderbilt, 1/14/21, 2nd qtr.	0	
at Ole Miss, 1/30/20, 1st qtr.	0	
4. at Cal Poly, 11/22/22, 1st qtr.	2	
vs. Howard, 3/18/22, 2nd qtr.	2	
vs. Howard, 3/18/22, 1st qtr.	2	
vs. UConn, 2/10/20, 1st qtr.	2	
Most Allowed	Points	
1. vs. Baylor, 12/2/18, 1st qtr.	32	
at Maryland, 11/13/17, 4th qtr.	32	
vs. Kentucky, 2/26/17, 4th qtr.	32	
4. vs. Arkansas, 3/8/19, 3rd qtr.	30	
vs. Connecticut, 3/26/18, 1st qtr.	30	
vs. Syracuse, 3/25/16, 4th qtr.	30	
Margin of Difference		
Lead	Score	Margin
1. vs. Alabama State, 11/5/19, 3rd qtr.	36-9	+37
2. vs. App State, 11/17/19, 1st qtr.	35-3	+32
3. vs. Charleston, 11/25/20, 3rd qtr.	34-8	+26
vs. USC Upstate, 11/21/19, 3rd qtr.	33-7	+26
vs. Arkansas, 1/3/16, 2nd qtr.	35-9	+26
5. vs. Clemson, 11/16/23, 1st qtr.	31-6	+25
vs. Saint Peter's, 11/22/16, 1st qtr.	37-12	+25
Deficit	Score	Margin
1. vs. UConn, 2/1/18, 2nd qtr.	8-29	-21
2. at Tennessee, 2/15/18, 3rd qtr.	9-29	-20
3. vs. Baylor, 12/2/18, 1st qtr.	13-32	-19
at Mississippi State, 2/5/18, 4th qtr.	9-28	-19
5. vs. Indiana, 11/28/19, 4th qtr.	6-24	-18
vs. Connecticut, 3/26/18, 1st qtr.	12-30	-18
Field Goals		
Made	FGM	
1. at Florida, 2/27/20, 1st qtr.	15	
vs. Saint Peter's, 11/22/16, 1st qtr.	15	
3. vs. Coastal Carolina, 12/21/22, 1st qtr.	14	
vs. Alabama, 2/3/22, 1st qtr.	14	
vs. App State, 11/17/19, 1st qtr.	14	
vs. Notre Dame, 11/26/17, 4th qtr.	14	
vs. Arkansas, 1/3/16, 2nd qtr.	14	
Attempts	FGA	
1. vs. Arkansas, 3/7/20, 4th qtr.	28	
2. vs. Howard, 3/18/22, 1st qtr.	25	
vs. Arkansas, 1/9/20, 3rd qtr.	25	
4. 6 times, last vs. Maryland, 11/12/23, 3rd qtr.	24	

Highest Percentage		
1. vs. Kentucky, 3/5/16, 4th qtr.	FGM-A	Pct
2. at Georgia, 1/2/23, 4th qtr.	11-13	.846
3. at Kentucky, 1/21/18, 3rd qtr.	5-6	.833
4. vs. Kentucky, 1/15/24, 3rd qtr.	9-11	.818
vs. Belmont, 3/22/19, 3rd qtr.	13-16	.813
vs. Quinnipiac, 3/25/17, 3rd qtr.	13-16	.813
Lowest Percentage		
1. vs. Ole Miss, 3/5/22, 4th qtr.	FGM-A	Pct
2. vs. Georgia, 1/12/17, 2nd qtr.	0-5	.000
3. vs. NC State, 12/3/20, 2nd qtr.	1-12	.083
4. at Mississippi State, 1/8/23, 3rd qtr.	2-19	.105
at Iowa State, 12/6/20, 4th qtr.	2-18	.111
at Iowa State, 12/6/20, 4th qtr.	1-9	.111
Lowest Percentage Allowed		
1. vs. Miami (FL), 3/20/22, 2nd qtr.	FGM-A	Pct
vs. Howard, 3/18/22, 2nd qtr.	0-9	.000
vs. Clemson, 11/17/21, 2nd qtr.	0-10	.000
vs. Texas, 3/30/21, 4th qtr.	0-16	.000
at Vanderbilt, 1/14/21, 2nd qtr.	0-15	.000
at Ole Miss, 1/30/20, 1st qtr.	0-16	.000
vs. Purdue, 12/15/19, 4th qtr.	0-9	.000
vs. Purdue, 12/15/19, 4th qtr.	0-8	.000
Highest Percentage Allowed		
1. vs. Drake, 11/24/18, 2nd qtr.	FGM-A	Pct
2. at LSU, 1/15/17, 2nd qtr.	11-13	.846
3. vs. Tennessee, 1/14/18, 2nd qtr.	9-12	.750
vs. Quinnipiac, 3/25/17, 2nd qtr.	8-11	.727
5. vs. Connecticut, 3/26/18, 2nd qtr.	8-11	.727
at Missouri, 1/7/18, 4th qtr.	10-14	.714
at Missouri, 1/7/18, 4th qtr.	5-7	.714
Rebounding		
Total	Rebs	
1. vs. Arkansas, 3/7/20, 4th qtr.	28	
2. vs. Charleston, 11/25/20, 3rd qtr.	22	
3. vs. Howard, 3/18/22, 1st qtr.	21	
4. vs. Mississippi Valley State, 11/24/23, 2nd	20	
vs. Coastal Carolina, 12/21/22, 1st qtr.	20	
vs. Hampton, 11/27/22, 3rd qtr.	20	
vs. Howard, 3/18/22, 3rd qtr.	20	
vs. Howard, 3/18/22, 2nd qtr.	20	
vs. Charleston, 11/25/20, 1st qtr.	20	
at Ohio State, 11/14/16, 1st qtr.	20	
Margin	Rebs	Margin
1. vs. Hampton, 11/27/22, 3rd qtr.	20-2	+18
vs. Charleston, 11/25/20, 3rd qtr.	22-4	+18
3. vs. Arkansas, 1/22/23, 2nd qtr.	19-2	+17
4. vs. Arkansas, 1/22/23, 3rd qtr.	18-2	+16
vs. Howard, 3/18/22, 2nd qtr.	20-4	+16
vs. Arkansas, 3/7/20, 4th qtr.	21-5	+16

INDIVIDUAL

Scoring	
Most	Points
1. Kaela Davis at Auburn, 1/5/17, 1st qtr.	19
2. A'ja Wilson vs. Notre Dame, 11/26/17, 4th qtr.	18
3. Alexis Jennings at Florida, 2/17/19, 3rd qtr.	17
4. Zia Cooke at Georgia, 1/2/23, 4th qtr.	15
Aliyah Boston vs. Florida, 12/31/20, 2nd qtr.	15
M. Herbert Harrigan vs. TX A&M, 3/1/20, 1st qtr.	15
Kaela Davis vs. Quinnipiac, 3/25/17, 3rd qtr.	15
Tina Roy vs. Arkansas, 1/3/16, 3rd qtr.	15
Rebounding	
Most	Rebs
1. Kamilla Cardoso vs. Ole Miss, 3/4/23, 2nd qtr.	9
Aliyah Boston vs. N. Carolina, 3/25/22, 4th qtr.	9
LeLe Grissett at Vanderbilt, 1/14/21, 4th qtr.	9
Aliyah Boston vs. UConn, 2/10/20, 1st qtr.	9
Aliyah Boston vs. Arkansas, 1/9/20, 1st qtr.	9
Alaina Coates at Arkansas, 2/5/17, 1st qtr.	9
Alaina Coates at Georgia, 1/26/17, 2nd qtr.	9



Great Gamecock Fans

18,000	Georgia, 2/26/23
18,000	LSU, 2/12/23
18,000	Tennessee, 2/20/22
18,000	Texas A&M, 3/1/20
18,000	UConn, 2/10/20
18,000	Mississippi State, 3/3/19
18,000	UConn, 2/1/18
18,000	Kentucky, 2/26/17
18,000	UConn, 2/8/16
17,712	Clemson, 11/22/02*
17,156	Kentucky, 1/11/15
16,815	Ohio State, 11/13/15
16,465	Auburn, 1/2/15

* Inaugural Night of Colonial Life Arena

Year-by-Year Record

Year	Record	Pct.	Att. Avg.
2002-03	14-2	.875	3,244
2003-04	5-6	.455	1,828
2004-05	8-9	.471	1,764
2005-06	12-5	.706	1,455
2006-07	15-5	.750	1,845
2007-08	12-6	.667	1,802
2008-09	6-9	.400	2,793
2009-10	7-5	.583	3,442
2010-11	14-5	.737	2,996
2011-12	12-3	.800	3,139
2012-13	12-3	.800	4,082
2013-14	16-0	1.000	6,371
2014-15	16-0	1.000	12,293
2015-16	16-1	.941	14,364
2016-17	15-1	.938	12,277
2017-18	15-2	.882	13,239
2018-19	11-4	.733	11,542
2019-20	15-0	1.000	12,185
2020-21	10-1	.909	3,500*
2021-22	16-0	1.000	12,268
2022-23	17-0	1.000	12,942
2023-24	8-0	1.000	15,653
Total	272-67	.802	7,096*
Staley Era	206-34	.858	9,337*

* 2020-21 attendance not counted in average or streaks due to COVID-19 regulation restrictions

In women's basketball, Colonial Life Arena has become one of the most feared places to play as enormous crowds fill the building with passion for the Gamecocks.

The state of South Carolina has rallied around head coach Dawn Staley's program in unprecedented numbers as the Gamecocks have led the nation in average attendance in each of the last nine seasons. The Gamecocks were one of a few programs to finish the 2019-20 season averaging over 10,000 fans and boast nine sellouts (18,000) in the last eight seasons of full capacity arenas.

Colonial Life Arena is more than just the home of South Carolina men's and women's basketball, though. It is also a thriving entertainment venue that the city of Columbia and its surrounding metropolitan area are able to enjoy throughout the year.

Colonial Life Arena is the largest arena in the state of South Carolina with 18,000 seats, and the 10th-largest on-campus basketball facility in the nation. Located on the beautiful University of South Carolina campus, this one-of-a-kind facility features 41 suites, four entertainment suites, and the Frank McGuire Club, a full-service hospitality room that has a capacity of 300. The state-of-the-art facility also features plush seating, a technologically advanced sound system and a one-of-a-kind selection of unique concession foods that will delight fans of all ages.

In Summer 2017, a 12-display center-hung video board and ribbon boards were added to the arena bowl at a cost of \$4.2 million. The center-hung board features four convex-curved main displays that measure approximately 12' x 20' and can show any combination of live video, instant replays, statistics and game information, graphics and animations, and sponsorship messages.

The Arena has hosted numerous sold out shows, including Barnum and Bailey Circus, Paul McCartney, country superstars Kenny Chesney and Taylor Swift, WWE Wrestling, Kanye West and numerous other acts.

The largest building ever constructed at the University of South Carolina at 342,000 square feet, the Arena has an intimate double-deck design that puts every seat close to the action. The cantilever of the upper deck over the lower deck extends further than any other arena of its size with great sight lines.

Two spacious locker rooms for Gamecock men's and women's basketball include team meeting rooms, recruiting rooms, coaches locker rooms and an athletic training room.

Colonial Life Arena Notables

- Nine-Time National Attendance Leader (2015-present)
- NCAA Tournament Host in 2015, 2016, 2017, 2018
- 119 consecutive regular-season games with at least 10,000 fans (Jan. 2, 2015)*
- 9 official sellouts (18,000) since 2015-16 season
- 6 undefeated seasons at home
- Longest home win streak – 50 games (12/17/20-present)

* 2020-21 attendance not counted in average or streaks due to COVID-19 regulation restrictions

"It is a beautiful thing to see unfold because a lot of people really didn't think it could get done. I tip my hat to Gamecock Nation for making this a wonderful place and creating a home court advantage that allows us to win close basketball games."

– South Carolina Head Coach Dawn Staley



DAWN STALEY Head Coach

16th Season at South Carolina • 24th Season in Career

Catapulting South Carolina into the national spotlight when she was hired in May 2008, Dawn Staley has made the Gamecocks a mainstay in the battle for SEC and national championships. Under her leadership, the Gamecocks have reached many firsts – National Championships, NCAA Final Fours, No. 1 rankings, SEC regular-season and tournament titles, SEC Players of the Year, National Players of the Year, WNBA No. 1 Draft picks, an undefeated regular season, and No. 1 recruiting classes – to name the most notable.

In Staley's 16 seasons at the helm of the Gamecocks, highlights include:

- Two National Championships (2017, 2022)
- Five NCAA Final Fours in the last eight tournaments (2015, 2017, 2021, 2022, 2023)
- Ranking in the AP Top 25 every week since Dec. 10, 2012, the second-longest active streak in the nation (218)
- Six 30-win seasons, including a program-record 36 wins in 2022-23
- Seven SEC regular-season championships (2014, 2015, 2016, 2017, 2020, 2022, 2023)
- Seven SEC Tournament titles (2015, 2016, 2017, 2018, 2020, 2021, 2023)
- Three top-two recruiting classes (#1 in 2021, #1 in 2019, #2 in 2014)
- Nine NCAA Attendance titles (2015, 2016, 2017, 2018, 2019, 2020, 2021, 2022, 2023)

While her coaching career is in full bloom, Staley is still recognized for her body of work as a one of the most decorated participants in United States women's basketball history. The Naismith Memorial Basketball Hall of Fame solidified that legacy with her enshrinement as part of the Class of 2013. The Phoenix Club of Philadelphia established the Dawn Staley Award recognizing the nation's top guard in women's Division I basketball in 2013 as well. Staley was inducted into the Women's Basketball Hall of Fame as part of the Class of 2012.

In her 24th season as a head coach, Staley has led her college teams to 13 25-win seasons, a total of 19 postseason appearances (two WNIT) and 178 weeks in the Associated Press top 10, including the Gamecocks' 74 in the No. 1 spot – the fourth most times in the top spot in the history of that poll. Her .761 winning percentage (592-186) ranks ninth in the nation among active head coaches with at least 15 years of experience and 13th all-time.

Also a force in USA Basketball, Staley was named the U.S. Women's National Team head coach for 2017-21, leading the U.S. to gold in the 2018 FIBA World Cup and the 2019 and 2021 FIBA AmeriCups and stretching the U.S. Olympic gold medal streak to seven straight at the 2020 Tokyo Olympic Games. Prior to that appointment, Staley led three other U.S. teams to gold medals and served as an assistant on the Senior National Team 2006-08 and again 2014-16, during which the U.S. claimed gold in the 2014 FIBA World Championship and the 2008 and 2016 Olympics.

Now in her 16th season leading the Gamecocks, Staley has been named National Coach of the Year four times with her 2020 unanimous selection making her the first former Naismith Player of the Year to earn the Naismith Coach of the Year award. She is also a six-time SEC Coach of the Year. Staley is the only Gamecock basketball coach – men's or women's – to amass 300 victories at South Carolina and was the fastest coach to 200 wins in program history, needing just 277 games at South Carolina to reach the plateau. She is the program's all-time winningest coach with a program-record 12 postseason appearances and is the only black head coach in men's or women's basketball to win multiple national championships.

In the vaunted SEC, Staley's 188 league wins are the most among active league coaches and third all-time, trailing just Andy Landers (Georgia, 273) and Pat Summitt (Tennessee, 306). Her .775 SEC winning percentage (189-55) is second only to Summitt (874) in league history. Her Gamecocks are the only SEC program with multiple 16-0 seasons in league history, hitting that mark in 2015-16, 2019-20 and 2022-23.

In addition to coaching two National Players of the Year and a National Freshman of the Year, Staley has helped 10 Gamecocks collect 25 All-America selections, three to pick up seven SEC Player of the Year honors, three to earn SEC Defensive Player of the Year recognition a total of seven times, two to SEC 6th Player of the Year honors and six to capture SEC Freshman of the Year. She has coached 18 Gamecocks to All-SEC honors a combined 37 times, including 20 first-team selections. In the last nine years, 14 Gamecocks have been selected in the WNBA Draft, including 10 first-rounders, highlighted by two overall No. 1 picks. Three Gamecocks have been named WNBA Rookie of the Year.

STALEY YEAR-BY-YEAR AT SOUTH CAROLINA

Year	School	Record	Conf. Rec.	Conf. Finish	Postseason
2008-09	South Carolina	10-18	2-12	11th	
2009-10	South Carolina	14-15	7-9	T-7th	
2010-11	South Carolina	18-15	8-8	T-5th	WNIT 2nd Round
2011-12	South Carolina	25-10	10-6	T-4th	NCAA Sweet 16
2012-13	South Carolina	25-8	11-5	T-4th	NCAA 2nd Round
2013-14	South Carolina	29-5	14-2	1st	NCAA Sweet 16
2014-15	South Carolina	34-3	15-1	T-1st	SEC Tourn. Champ./NCAA Final Four
2015-16	South Carolina	33-2	16-0	1st	SEC Tourn. Champ./NCAA Sweet 16
2016-17	South Carolina	33-4	14-2	1st	SEC Tourn. Champ./NCAA Champ.
2017-18	South Carolina	29-7	12-4	T-2nd	SEC Tourn. Champ./NCAA Elite Eight
2018-19	South Carolina	23-10	13-3	2nd	NCAA Sweet 16
2019-20	South Carolina	32-1	16-0	1st	SEC Tourn. Champ./NCAA canceled
2020-21	South Carolina	26-5	14-2	2nd	SEC Tourn. Champ./NCAA Final Four
2021-22	South Carolina	35-2	15-1	1st	NCAA Champion
2022-23	South Carolina	36-1	16-0	1st	SEC Tourn. Champ./NCAA Final Four
2023-24	South Carolina	18-0	6-0		
At SC	16th season	420-106	189-55	7 SEC Titles	7 SEC Trn. Titles, 2 NCAA Titles, 10 Sweet 16s
At Temple	8 seasons	172-80	100-25	3 A-10 Titles	4 A-10 Tourn. Titles, 6 NCAA appearances
Career	24th season	592-186	289-80		

QUICK FACTS

Coaching Highlights

College

- 17 NCAA Tournament Appearances (11 at South Carolina)
- 2x NCAA National Champion (2017, 2022)
- 6 30-Win Seasons
- 8 Regular-Season Conference Titles (SEC 2014, 2015, 2016, 2017, 2020, 2022, 2023; A-10 2008)
- 11 Conference Tournament Titles (SEC 2015, 2016, 2017, 2018, 2020, 2021, 2023; A-10 2002, 2004, 2005, 2006)
- 4-time National Coach of the Year (2014, 2020, 2022, 2023)
- 4-time WBCA Region Coach of the Year (Region 3 2014, 2015, 2016; Region 1 2005)
- Eight-time Conference Coach of the Year (SEC 2014, 2015, 2016, 2020, 2022, 2023; A-10 2004, 2005)

USA Basketball

- Senior National Team Head Coach (2017-21) – Tokyo Olympics gold (2020); FIBA AmeriCup gold (2021); co-National Coach of the Year (2021); FIBA AmeriCup gold (2019), FIBA World Cup gold (2018), National Coach of the Year (2018)
- Senior National Team Asst. Coach (2006-08, 2014-16) – Rio Olympics gold medal (2016), FIBA World Championship gold medal (2014), Beijing Olympics gold medal (2008), FIBA Americas Championship gold medal (2007), FIBA World Championship bronze medal (2006)
- U19 National Team Head Coach – FIBA U19 World Championship gold medal (2015), co-National Coach of the Year (2015)
- U18 National Team Head Coach – FIBA U18 Americas Championship gold medal (2014)
- Pan Am Games Head Coach – Gold medal (2007)

Playing Highlights

U.S. Professional – 11 seasons

- Five-time WNBA All-Star (2001, 2002, 2003, 2005, 2006)
- Two-time ABL All-Star (1997, 1998)
- WNBA All-Decade Team

USA Basketball

- Olympic gold medalist (1996, 2000, 2004)
- Flag bearer for U.S. in Olympic Games Opening Ceremony (2004)
- Two-time USA Basketball Female Athlete of the Year (1994, 2004)

College – Virginia (1989-92)

- Kodak All-America (1990, 1991, 1992)
- Honda-Broderick Cup Award for Collegiate Female Athlete of the Year (1991)
- Two-time ACC Player of the Year (1991, 1992)
- NCAA Tournament MOP (1991)

Other Notables

- Naismith Memorial Basketball Hall of Fame, Class of 2013
- Order of the Palmetto Recipient (2013)
- Women's Basketball Hall of Fame, Class of 2012
- Two-time Wanamaker Award (1997, 2005)
- Henry P. Iba Citizenship Award (2007)

STALEY ERA SINGLE-GAME RECORDS

Scoring

Most	Points
1. vs. Charleston, 11/25/20	119
2. vs. Maryland, 11/12/23	114
3. vs. Savannah State, 12/14/14	111
4. vs. Clemson, 11/16/23	109
5. at Vanderbilt, 1/14/21	106

Fewest	Points
1. at Stanford, 11/26/10	32*
2. vs. Georgia, 3/4/11	34
3. vs. Mississippi State, 3/5/09=	39
4. at Georgia, 1/13/13	40
5. at Mississippi State, 2/26/09	41

Fewest Allowed	Points
1. vs. Mississippi Valley State, 11/24/23	19*
2. vs. Howard, 3/18/22	21
vs. South Carolina State, 12/14/11	21
4. vs. Charleston Southern, 12/18/22	23
5. vs. Presbyterian, 11/27/11	24

Most Allowed	Points
1. at Connecticut, 2/11/19	97
2. vs. Arkansas, 3/8/19	95
3. vs. Baylor, 12/2/18	94
vs. Connecticut, 3/26/18	94
at Clemson, 11/19/09	94

Margin of Outcome

Victory	Score	Margin
1. vs. Miss. Valley State, 11/24/23	101-19	+82
2. vs. Charleston, 11/25/20	119-38	+81
3. vs. Presbyterian, 12/16/23	99-29	+70
vs. East Tennessee State, 11/7/22	101-31	+70
vs. Charleston Southern, 11/8/13	99-29	+70

Defeat	Score	Margin
1. at Stanford, 11/26/10	32-70	-38
2. vs. Georgia, 3/4/11	34-66	-32
3. vs. Stanford, 12/19/08	47-78	-31
4. at Penn State, 11/21/10	48-78	-30
5. vs. Connecticut, 3/26/18	65-94	-29
vs. Connecticut, 12/28/08	48-77	-29

Field Goals

Made	FGM
1. vs. Clemson, 11/16/23	44
2. vs. Maryland, 11/12/23	43
vs. Notre Dame, 11/6/23	43
vs. Coastal Carolina, 12/21/22	43
5. at Vanderbilt, 1/14/21	42
vs. Charleston, 11/25/20	42

Attempts	FGA
1. vs. Clemson, 11/16/23	83
vs. Maryland, 11/12/23	83
3. vs. Arkansas, 3/7/20	82
4. at Arkansas, 2/3/19	80
5. 4x, most recent	79
vs. South Dakota State, 11/20/23	
vs. Notre Dame, 11/6/23	

Highest Percentage (Min. 40 FGA)	FGM-A	Pct
1. vs. Morgan State, 12/6/23	41-60	.683
2. at Texas A&M, 1/21/24	39-58	.672
3. at Vanderbilt, 1/18/18	36-54	.667
4. vs. Auburn, 1/5/23	36-57	.647
5. vs. Savannah State, 3/20/15	34-53	.642

Lowest Percentage (Min. 40 FGA)	FGM-A	Pct
1. at Stanford, 11/26/10	12-55	.218
2. vs. Georgia, 3/4/11	12-52	.231
3. at Florida, 1/20/13	15-64	.234
4. at Kentucky, 2/5/09	13-55	.236
5. at Georgia, 1/2/11	13-54	.241

Lowest %age Allowed (Min. 40 FGA)	FGM-A	Pct
1. vs. Miss. Valley State, 11/24/23	8-67	.119*
2. vs. South Carolina State, 12/14/11	6-48	.125
2. vs. Howard, 3/18/22	8-54	.148
3. vs. Presbyterian, 12/16/23	10-64	.156
4. vs. Charleston Southern, 12/18/22	8-50	.160
vs. NC Central, 12/2/13	8-50	.160

Highest %age Allowed (Min. 40 FGA)	FGM-A	Pct
1. vs. Connecticut, 3/26/18	37-63	.587
2. vs. Connecticut, 2/11/19	37-65	.569
3. vs. Connecticut, 12/28/08	35-62	.565
vs. Florida, 1/9/11	26-46	.565
5. vs. Tennessee, 1/14/18	31-55	.564

3-Point Field Goals

Made	3FGM
1. vs. Minnesota, 12/11/16	16
2. vs. Temple, 12/21/18	15
3. vs. Appalachian State, 12/5/18	14
at Auburn, 1/5/17	14
5. at Iowa State, 12/6/20	13

Attempts	3FGA
1. vs. Howard, 3/18/22	38
2. vs. Minnesota, 12/11/16	33
3. vs. Syracuse, 3/25/16	32
4. vs. Temple, 12/21/18	31
5. vs. Drake, 11/24/18 (includes overtime)	30

Percentage (Min. 5 3FGA)	3FGM-A	Pct
1. vs. ETSU, 11/22/18	11-16	.688
2. vs. Kentucky, 2/18/18	6-9	.667
vs. Oregon State, 3/25/14	4-6	.667
vs. Ole Miss, 1/30/14	4-6	.667
vs. Savannah State, 12/28/13	4-6	.667
vs. Western Carolina, 12/29/12	6-9	.667
at Alabama, 1/10/10	8-12	.667
vs. Charlotte, 12/21/08	8-12	.667

Free Throws

Made	FTM
1. vs. Savannah State, 12/14/14	34
vs. Oregon State, 3/25/14	34
3. vs. Missouri, 1/10/16	32
vs. Ole Miss, 1/30/14	32
at Mississippi State, 1/6/12	32

Attempts	FTA
1. at Mississippi State, 1/6/13	50
2. vs. Savannah State, 12/28/13	48
3. vs. Charleston, 11/25/20	47
vs. Savannah State, 12/14/14	47
5. vs. Missouri, 2/2/14	46

Percentage (Min. 10 FTA)	FTM-A	Pct
1. vs. Alabama, 1/31/21	19-20	.950
2. vs. Quinnipiac, 3/25/17	18-19	.947
3. at Texas A&M, 2/23/17	15-16	.923
4. vs. Kentucky, 2/18/18	23-25	.920
5. vs. N.C. A&T, 11/29/21	11-12	.917
vs. Temple, 12/21/18	11-12	.917

Rebounding

Total	Rebs
1. vs. Arkansas, 1/22/23	74
2. vs. Clemson, 11/16/23	73
vs. Charleston, 11/25/20	73
4. vs. Howard, 3/18/22	69
5. vs. Mississippi Valley State, 11/24/23	66

Margin	Rebs	Margin
1. vs. Arkansas, 1/22/23	74-17	+57
2. vs. Hampton, 11/27/22	62-15	+47
3. vs. Clemson, 11/16/23	73-27	+46
4. vs. Charleston, 11/25/20	73-28	+45
5. vs. Howard, 3/18/22	69-28	+41

Offensive	Off. Rebs
1. vs. Arkansas, 1/22/23	32
2. vs. Tennessee, 2/20/22	31
3. vs. Howard, 3/18/22	30
4. vs. Elon, 11/9/12	29
5. vs. Arkansas, 3/7/20	28

Turnovers

Fewest	TOs
1. at Tennessee, 2/2/12	4
2. 10 times, most recent, at Ole Miss, 1/4/18	5

Most	TOs
1. at Wake Forest, 12/3/08	32
2. at Ole Miss, 2/25/16	29
vs. Hampton, 11/22/12	29
vs. Kentucky, 1/15/12	29
5. at Kentucky, 1/13/11	28

Assists

1. vs. Clemson, 11/16/23	30
vs. Maryland, 11/12/23	30
3. vs. Notre Dame, 11/6/23	29
vs. Minnesota, 12/11/16	29
5. vs. Mississippi Valley State, 11/24/23	27

Steals

1. at Alabama State, 11/11/18	22
2. vs. Alabama State, 11/10/17	21
vs. NC Central, 12/1/14	21
vs. Furman, 12/11/11	21
5. vs. San Diego State, 11/23/14	18

Blocked Shots

1. vs. Presbyterian, 12/16/23	17*
vs. Appalachian State, 11/17/19	17*
3. vs. South Dakota State, 11/20/23	16
vs. Coastal Carolina, 12/21/22	16
vs. Kansas State, 12/3/21	16
vs. Clemson, 11/15/18	16
vs. Winthrop, 12/13/15	16

* indicates also a school record

10 KAMILLA CARDOSO

6-7 • Sr. • Center • Montes Claros, Brazil
Major: Interdisciplinary Studies



Full Bio



INSTAGRAM: @Kamilla_Cardoso • X: @KamillaSCSilva

Career Notables

- Has been part of two SEC regular-season championships (2022, 2023), one SEC Tournament title (2023), a National Championship (2022) and two NCAA Final Fours (2022, 2023)
- Part of first team in program history to be ranked No 1 in both the AP and the USA Today Coaches' Polls every week of the season ... group went on to become just third program to hold No. 1 spot in the AP Poll in back-to-back seasons
- Reached 1,000 career points Dec. 29, 2023, at Bowling Green
- Joined the Gamecocks after spending her 2020-21 freshman year at Syracuse, where she became the first to earn ACC Freshman of the Year honors, adding league co-Defensive Player of the Year and All-ACC First Team honors
- Came out of high school as the No. 1 center and No. 5 overall recruit in the Class of 2020

Season Highlights

- Has twice earned a spot on the USBWA National Players of the Week list twice (Nov. 11, Dec. 3) ... was SEC Player of the Week after the opening week (Nov. 12)
- Ranks among NCAA's top 20 in blocks per game (2.8, 6th – 1st in SEC), field goal percentage (20th – 1st in SEC), rebounds per game (19th – 4th in SEC), double-doubles (10, 16th – 5th in SEC)
- Dominated the glass at Texas A&M (Jan. 21) with seven of her 13 boards coming in the second quarter, during which the Aggies collected just eight boards as a team
- Had a hot start against Kentucky (Jan. 15), scoring four of her 12 points in addition to three blocks and five boards all within just the first six minutes of play en route to her 25th career double-double
- Extended her double-double streak to three against Mississippi State (Dec. 7), putting up seven points in the opening quarter en route to 13 points and 14 boards, in addition to matching her career high of six assists
- Dominated the glass at Florida (Jan. 4) with 15 rebounds – one shy of her career high – en route to her seventh double-double of the season
- Scored the last of her 17 points against #11/7 Utah (Dec. 10) on a pair of free throws in a five-point game with 31 seconds to play
- Broke a tie game at Duke (Dec. 3) with the first of her eight fourth-quarter points and added the other on a personal 7-0 run that build a 13-point lead with 3:11 to play
- Grabbed seven of her 16 rebounds at #24/24 North Carolina (Nov. 30) and added two of her four blocks in the pivotal third quarter that saw UNC score just 12 points ... snagged three defensive boards in 90-second span to help fuel a 6-0 Gamecock run midway through the period
- Scored nine of her Gamecock career high 23 points against South Dakota State (Nov. 20) in the second quarter to create separation after establishing just a four-point advantage in the first quarter
- Burst into the season and a starting role with a 20-point, 15-rebound outing in the Gamecocks' historic season debut in Paris with eight of her rebounds coming in the pivotal second quarter against #10/10 Notre Dame (Nov. 6) and 13 of her points coming in just 6:25 of the third quarter to shut the door on the Fighting Irish

Awards

At South Carolina

- 2024 Lisa Leslie Award Top 10
- 2024 Wooden Award Midseason Top 25
- Honorable Mention All-America (2023)
- Second-Team All-SEC (2023)
- SEC 6th Woman of the Year (2023)
- SEC Academic Honor Roll (2022)

At Syracuse

- ACC co-Defensive Player of the Year (2021)
- ACC Freshman of the Year (2021)
- All-ACC First Team (2021)
- ACC All-Defensive Team (2021)
- ACC All-Freshman Team (2021)

High School

- McDonald's All-America (2020)
- WBCA All-America (2020)

International (Brazil)

- 2023 FIBA AmeriCup, gold medal, MVP
- 2022 FIBA South America Championships, gold medal
- 2022 FIBA Olympic Qualifying Tourn. (Serbia), All-Star 5
- 2021 FIBA AmeriCup, bronze medal

Miscellaneous

	Season	Career	Record
Double-Doubles	10	26*	23-3
20+ Points	2	5*	5-0
10+ Points	16	60*	50-10
10+ Rebounds	11	32*	28-4
5+ Blocks	4	13*	12-1
5+ Assists	3	4	4-0
Tm-High Points	5	20*	16-4
Tm-High Rebs.	12	39*	33-6

2023-24 GAME-BY-GAME

Opponent	Date	GS	MIN	FG-FGA	PCT	3FG-3FGA	PCT	FT-FTA	PCT	OFF DEF TOT	AVG	PF	A	TO	BLK	STL	PTS	AVG		
vs Notre Dame	11/06/2023	*	24:22	9-14	.643	0-0	.000	2-3	.667	6	9	15	15.0	2	1	2	4	0	20	20.0
Maryland	11/12/2023	*	24:52	5-7	.714	0-0	.000	2-2	1.000	1	6	7	11.0	4	2	1	2	0	12	16.0
Clemson	11/16/2023	*	22:57	6-9	.667	0-0	.000	3-7	.429	4	9	13	11.7	1	4	2	3	0	15	15.7
South Dakota St.	11/20/2023	*	32:10	8-12	.667	0-0	.000	7-8	.875	5	5	10	11.3	1	0	0	6	1	23	17.5
Mississippi Val.	11/24/2023	*	20:34	7-13	.538	0-0	.000	0-3	.000	5	5	10	11.0	1	3	0	5	0	14	16.8
at North Carolina	11/30/2023	*	32:52	2-5	.400	0-0	.000	2-4	.500	3	13	16	11.8	5	2	2	4	2	6	15.0
at Duke	12/03/2023	*	34:55	5-10	.500	0-0	.000	5-7	.714	3	11	14	12.1	0	2	3	0	2	15	15.0
Morgan St.	12/06/2023	*	20:20	4-5	.800	0-0	.000	2-2	1.000	1	6	7	11.5	0	0	2	2	0	10	14.4
vs Utah	12/10/2023	*	25:25	6-9	.667	0-0	.000	5-5	1.000	0	6	6	10.9	4	1	4	2	0	17	14.7
Presbyterian	12/16/2023	*	22:30	5-8	.625	0-0	.000	2-3	.667	5	4	9	10.7	1	3	1	7	0	12	14.4
at Bowling Green	12/19/2023	*	18:51	5-7	.714	0-0	.000	1-1	1.000	0	4	4	10.1	1	5	3	2	1	11	14.1
at East Carolina	12/30/2023	*	20:48	4-8	.500	0-0	.000	4-4	1.000	3	7	10	10.1	2	5	0	2	0	12	13.9
at Florida	01/04/2024	*	28:17	5-8	.625	0-0	.000	0-0	.000	3	12	15	10.5	0	1	3	1	1	10	13.6
Mississippi St.	01/07/2024	*	28:58	5-11	.455	0-0	.000	3-6	.500	7	7	14	10.7	2	6	2	1	0	13	13.6
at Missouri	01/11/2024	*	21:30	2-5	.400	0-0	.000	3-3	1.000	2	6	8	10.5	3	1	2	1	0	7	13.1
Kentucky	01/15/2024	*	21:35	6-9	.667	0-0	.000	0-1	.000	4	7	11	10.6	2	3	2	5	0	12	13.1
at Texas A&M	01/21/2024	*	25:15	7-9	.778	0-0	.000	3-4	.750	3	10	13	10.7	1	1	1	2	0	17	13.3
at LSU	01/25/2024	*	32:10	5-11	.455	0-0	.000	1-1	1.000	2	6	8	10.6	1	2	2	2	2	11	13.2
Totals			17 458:21	96-160	.600	0-0	.000	45-64	.703	57	133	190	10.6	31	42	32	51	9	237	13.2

Career Highs

- Pts.....25 vs. Lincoln (PA), 12/2/20*
- FG.....12 vs. Lincoln (PA), 12/2/20*
- FGA.....15 vs. Lincoln (PA), 12/2/20*
- FT.....8 at Pitt, 2/7/21*
- FTA.....11 at Pitt, 2/7/21*
- Reb.....16, 3x, last at North Carolina, 11/30/23*
- Off Reb.....10 vs. Florida State, 3/5/21*
- Blk.....9 vs. Notre Dame, 1/31/21*
- Stl.....2, 8x, last at Duke, 12/3/23*
- Asst.....6, 2x, last vs. Mississippi State, 1/7/24
- Min.....35 at Ole Miss, 2/19/23

SEC Career Highs

- Pts.....18 vs. LSU, 2/12/23
- FG.....7, 3x, last at Texas A&M, 1/21/24
- FGA.....11, 2x, last at LSU, 1/25/24
- FT.....6, 2x, last vs. Kentucky, 2/2/23
- FTA.....8 vs. Arkansas, 1/22/23
- Reb.....16 vs. Arkansas, 1/22/23
- Off Reb.....8 vs. Arkansas, 1/22/23
- Blk.....5, 3x, last vs. Kentucky, 1/15/24
- Stl.....2, 2x, last at Mississippi State, 1/8/23
- Asst.....6 vs. Mississippi State, 1/7/24
- Min.....35 at Ole Miss, 2/19/23

* indicates occurred at least once at previous school

CAREER STATS

SEASON	TEAM	GP-GS	MIN/AVG	FG-FGA	FG%	3FG-3FGA	3FG%	FT-FTA	FT%	OFF DEF TOT	AVG	PF-FO	A	TO	BLK	STL	PTS	AVG			
2020-21	SU	24-23	565/23.5	132-229	.576	0-1	.000	62-103	.602	82	111	193	8.0	65	0	16	42	65	15	326	13.6
2021-22	USC	32-0	424/13.3	68-123	.553	0-0	.000	38-53	.717	61	103	164	5.1	49	0	31	39	46	11	174	5.4
2022-23	USC	36-0	678/18.8	138-247	.559	0-0	.000	77-111	.694	134	173	307	8.5	69	1	33	39	70	14	353	9.8
2023-24	USC	18-17	458/25.5	96-160	.600	0-0	.000	45-64	.703	57	133	190	10.6	31	1	42	32	51	9	237	13.2
TOTAL FOR USC		86-17	1560/18.1	302-530	.600	0-0	.000	160-228	.702	252	409	661	7.7	149	2	106	110	167	34	764	8.9
TOTAL		110-40	2125/19.3	434-759	.572	0-1	.000	222-331	.671	334	520	854	7.8	214	2	122	152	232	49	1090	9.9

20

SANIA FEAGIN

6-3 • Jr. • Forward • Ellenwood, Ga.
Major: Services Management



Full Bio



INSTAGRAM: @Supreme.Nia • X: @SupremeNia

Career Notables

- Has been part of two SEC regular-season championships (2022, 2023), one SEC Tournament title (2023), a National Championship (2022) and two NCAA Final Fours (2022, 2023)
- In 2021-22 season, part of first team in program history to be ranked No 1 in both the AP and the USA Today Coaches' Polls every week of the season ... group went on to become just third program to hold No. 1 spot in the AP Poll in back-to-back seasons
- Ranked No. 1 forward and No. 4 overall player in the Class of 2021
- Consensus first-team High School All-American after a senior year (2020-21) ... helped Forest Park to 6A state championship in 2020 and a 5A runner-up finish in 2021

Season Highlights

- Has played in every game this season, averaging 13.4 minutes
- Has been exceptionally steady over the last four games, earning 17.5 minutes per game and scoring 9.8 points per game on 80.0 percent shooting (12-of-15)
- Got momentum going midway through the second quarter at #9/9 LSU (Jan. 25) with an inside move and a putback, which launched a 13-7 run that closed the half and brought the Gamecocks within five
- Had a breakout game at Texas A&M (Jan. 21), tying her career-high 15 points, including the last six points of the first quarter to help build a 17-point lead
- Was outstanding on both ends of the court at Missouri (Jan. 11), handing out a career-high four assists to go with 10 points, which included four in the pivotal second quarter to help establish a 13-point halftime lead
- Added a putback to the Gamecocks' 9-0 run to close the first half against #14/11 Maryland (Nov. 12)
- Scored six points of her 12 points against #10/10 Notre Dame (Nov. 6) in the Gamecocks' first-quarter rally, capping the surge with a transition layup

Awards

At South Carolina

SEC Community Service Team (2023)
SEC Academic Honor Roll (2022)

High School

Naismith All-America First Team
WBCA All-America
McDonald's All-America
Gatorade Georgia Player of the Year (2020)

USA Basketball

2021 FIBA U19 World Cup, gold medal
2019 U16 National Team finalist

Miscellaneous

	Season	Career	Record
10+ Points	5	11	11-0
Tm-High Points	0	1	1-0
Tm-High Rebs	0	1	1-0
Tm-High Assts	1	1	1-0

Career Highs

Pts.....15, 2x, last at Texas A&M, 1/21/24
 FG.....7 vs. ETSU, 11/07/22
 FGA.....10 at Auburn, 2/9/23
 FT.....5 vs. Memphis, 12/03/22
 FTA.....6, 2x, last vs. Memphis, 12/03/22
 Reb.....7, 3x, last vs. Coastal Carolina, 12/21/22
 Off Reb.....3, 6x, last vs. Maryland, 11/12/23
 Blk.....3, 3x, last vs. Coastal Carolina, 12/21/22
 Stl.....2 at Georgia, 2/13/22
 Asst.....4, 2x, last at Missouri, 1/11/24
 Min.....21, 2x, last at Texas A&M, 1/21/24

SEC Career Highs

Pts.....15 at Texas A&M, 1/21/24
 FG.....5, 2x, last at Texas A&M, 1/21/24
 FGA.....10 at Auburn, 2/9/23
 FT.....4 at Texas A&M, 1/21/24
 FTA.....4 at Texas A&M, 1/21/24
 Reb.....6, 2x, last vs. vs. Texas A&M, 12/29/22
 Off Reb.....3 vs. Texas A&M, 12/29/22
 Blk.....2, 3x, last at Texas A&M, 1/21/24
 Stl.....2 at Georgia, 2/13/22
 Asst.....4 at Missouri, 1/11/24
 Min.....21 at Texas A&M, 1/21/24

2023-24 GAME-BY-GAME

Opponent	Date	GS	MIN	FG-FGA	PCT	3FG-3FGA	PCT	FT-FTA	PCT	OFF	DEF	TOT	AVG	PF	A	TO	BLK	STL	PTS	AVG
vs Notre Dame	11/06/2023		13:56	6-9	.667	0-0	.000	0-0	.000	3	1	4	4.0	2	0	2	0	0	12	12.0
Maryland	11/12/2023		13:36	4-7	.571	0-0	.000	0-0	.000	3	3	6	5.0	3	1	0	0	0	8	10.0
Clemson	11/16/2023		20:42	2-6	.333	0-2	.000	2-4	.500	2	4	6	5.3	1	1	1	0	1	6	8.7
South Dakota St.	11/20/2023		15:29	3-8	.375	0-0	.000	0-0	.000	2	4	6	5.5	0	1	0	1	1	6	8.0
Mississippi Val.	11/24/2023		21:04	5-8	.625	0-0	.000	2-2	1.000	2	3	5	5.4	2	4	3	2	0	12	8.8
at North Carolina	11/30/2023		02:38	0-2	.000	0-0	.000	0-0	.000	0	0	0	4.5	0	0	0	0	0	0	7.3
at Duke	12/03/2023		04:08	0-0	.000	0-0	.000	1-2	.500	0	1	1	4.0	0	0	1	0	0	1	6.4
Morgan St.	12/06/2023		15:36	5-6	.833	0-0	.000	0-0	.000	1	5	6	4.3	0	1	1	1	1	10	6.9
vs Utah	12/10/2023		09:16	1-2	.500	0-0	.000	1-2	.500	1	2	3	4.1	3	1	2	0	1	3	6.4
Presbyterian	12/16/2023		15:04	1-2	.500	0-0	.000	0-0	.000	0	2	2	3.9	1	1	1	0	0	2	6.0
at Bowling Green	12/19/2023		12:07	2-5	.400	0-0	.000	1-1	1.000	2	3	5	4.0	3	2	2	0	1	5	5.9
at East Carolina	12/30/2023		16:57	4-7	.571	0-0	.000	1-4	.250	2	2	4	4.0	2	0	2	2	0	9	6.2
at Florida	01/04/2024		08:11	0-1	.000	0-0	.000	0-0	.000	0	2	2	3.8	1	1	3	0	1	0	5.7
Mississippi St.	01/07/2024		02:43	0-1	.000	0-0	.000	0-0	.000	0	1	1	3.6	0	0	1	0	0	0	5.3
at Missouri	01/11/2024		18:30	4-5	.800	0-0	.000	2-2	1.000	2	2	4	3.7	1	4	0	0	1	10	5.6
Kentucky	01/15/2024		15:59	4-6	.667	0-0	.000	0-2	.000	0	2	2	3.6	2	1	0	0	1	8	5.8
at Texas A&M	01/21/2024		20:53	5-6	.833	1-1	1.000	4-4	1.000	1	3	4	3.6	4	0	3	2	0	15	6.3
at LSU	01/25/2024		14:11	3-3	1.000	0-0	.000	0-2	.000	2	2	4	3.6	2	1	1	0	0	6	6.3
Totals			0 240:59	49-84	.583	1-3	.333	14-25	.560	23	42	65	3.6	27	19	23	8	8	113	6.3

CAREER STATS

SEASON	TEAM	GP-GS	MIN/AVG	FG-FGA	FG%	3FG-3FGA	3FG%	FT-FTA	FT%	OFF	DEF	TOT	AVG	PF	A	TO	BLK	STL	PTS	AVG
2021-22	USC	31-0	132/4.3	21-34	.618	0-0	.000	16-28	.571	14	31	45	1.5	19-0	6	18	12	5	58	1.9
2022-23	USC	27-0	213/7.9	54-90	.600	1-1	1.000	22-30	.733	29	36	65	2.4	31-0	7	22	19	4	131	4.9
2023-24	USC	18-0	241/13.4	49-84	.583	1-3	.333	14-25	.560	23	42	65	3.6	27-0	19	23	8	8	113	6.3
TOTAL		76-0	586/7.7	124-208	.596	2-4	.500	52-83	.627	66	109	175	2.3	77-0	32	63	39	17	302	4.0

12 MiLaysia Fulwiley

5-10 • Fr • Guard • Columbia, S.C.
Major: Retailing



Full Bio



Awards

High School

All-America (WBCA; McDonald's; Naismith 3rd team - 2023)
All-USA TODAY Team (2023)
3x SCBCA 3A Player of the Year (2022-co, 2021-co 2020)
SCBCA 2A Player of the Year (2023)

Miscellaneous

	Season	Career	Record
10+ Points	12	12	12-0
5+ Assists	3	3	3-0
5+ Steals	1	1	1-0
Tm-High Points	6	6	6-0
Tm-High Assists	2	2	2-0

Career Highs

Pts	21 at Texas A&M, 1/21/24
FG	8, 3x, last at Texas A&M, 1/21/24
FGA	16, 2x, last vs. Presbyterian, 12/16/23
3FG	4 vs. Clemson, 11/16/23
3FGA	7, 2x, last vs. Presbyterian, 12/16/23
FT	6 vs. Morgan State, 12/6/23
FTA	8 vs. Morgan State, 12/6/23
Reb	9, 2x, last at East Carolina, 12/30/23
Off Reb	3 vs. Clemson, 11/16/23
Blk	3 vs. Presbyterian, 12/16/23
Stl	6 vs. Notre Dame, 11/6/23
Asst	6, 2x, last vs. Morgan State, 12/6/23
Min	34 vs. South Dakota State, 11/20/23

SEC Career Highs

Pts	21, at Texas A&M, 1/21/24
FG	8, at Texas A&M, 1/21/24
FGA	12, at Texas A&M, 1/21/24
3FG	3, 2x, last at Texas A&M, 1/21/24
3FGA	5, 2x, last at LSU, 1/25/24
FT	5 vs. Mississippi State, 1/7/24
FTA	5 vs. Mississippi State, 1/7/24
Reb	4 at LSU, 1/25/24
Off Reb	1 vs. Kentucky, 1/15/24
Blk	2 at Florida, 1/4/24
Stl	3 vs. Kentucky, 1/15/24
Asst	3 at Texas A&M, 1/21/24
Min	22 vs. Kentucky, 1/15/24

Career Notables

- Consensus High School All-Americans and part of the All-USA Today Team as a senior (2023)
- Four-time SCBCA Player of the Year (2A - 2023; 3A - 2022, 2021, 2020)
- Ranked No. 13 overall player in the Class of 2023
- Started varsity career as a seventh grader and helped W.J. Keenan High School to the first of four state titles during her six varsity seasons, including three straight (2020, 2021, 2022)

Season Highlights

- Has led the team in scoring a team-high six times this season
- Over the last three games, averaged 14.3 points on 61.5 percent shooting (16-of-26), including 57.1 percent (8-of-14) from 3-point range
- Sparked the offense late in the first half at #9/9 LSU (Jan. 25), scoring off a steal and adding two 3-pointers in the final four minutes to cut an 11-point deficit to five by halftime
- Earned SEC co-Freshman of the Week honors after putting up a season-high 21 points on the road at Texas A&M (Jan. 21), scoring 13 in the second quarter alone, including three 3s, with the final being a buzzer-beater to cap a 9-0 run heading into the half
- Hit the first of her three first-half 3s to end an early 4-0 run by Kentucky (Jan. 15) and added two more early in the second quarter en route to an SEC career-high 14 points, which tied for the team lead
- Shot 50.0 percent from the field in her SEC debut at Florida (Jan. 4), including a pair of drives during a 14-0 first-quarter run the blew open the game early
- Scored six of her nine points at Duke (Dec. 3) in the tight fourth quarter on perfect field goal and free throw shooting in the period after the Blue Devils tied the game early in the final stanza ... high a deep, buzzer-beating 3 to end the first quarter and bring the Gamecocks within two.
- Led the offense against Clemson (Nov. 16) with 12 of her 18 points coming on four 3s and just missing a double-double with nine rebounds
- Hit a 3 to knot the game against #14/11 Maryland (Nov. 12) with 4:15 to go in the second quarter, sparking a 23-8 surge that gave the Gamecocks a 12-point halftime lead
- Burst onto the college basketball scene with a jaw-dropping effort against #10/10 Notre Dame (Nov. 6), scoring seven of her 17 points in the pivotal second quarter, all in a 17-4 run that closed the half ... finished with 17 points, six assists and six steals in her 26 minutes

2023-24 GAME-BY-GAME

Opponent	Date	GS	MIN	FG-FGA	PCT	3FG-3FGA	PCT	FT-FTA	PCT	OFF	DEF	TOT	AVG	PF	A	TO	BLK	STL	PTS	AVG
vs Notre Dame	11/06/2023		25:57	8-14	.571	1-4	.250	0-2	.000	0	1	1	1.0	2	6	1	1	6	17	17.0
Maryland	11/12/2023		14:46	4-8	.500	2-4	.500	2-2	1.000	0	1	1	1.0	2	2	1	2	12	14.5	
Clemson	11/16/2023		16:11	7-13	.538	4-7	.571	0-0	.000	3	6	9	3.7	5	3	0	1	18	15.7	
South Dakota St.	11/20/2023	*	34:16	5-16	.313	0-4	.000	1-1	1.000	2	3	5	4.0	2	3	2	2	0	11	14.5
Mississippi Val.	11/24/2023		26:14	6-12	.500	0-5	.000	5-7	.714	0	4	4	4.0	3	5	4	2	1	17	15.0
at North Carolina	11/30/2023		03:23	0-1	.000	0-0	.000	0-0	.000	0	0	0	3.3	1	0	0	1	0	0	12.5
at Duke	12/03/2023		16:39	3-5	.600	1-2	.500	2-2	1.000	0	0	0	2.9	2	1	2	2	1	9	12.0
Morgan St.	12/06/2023		21:03	4-8	.500	0-3	.000	6-8	.750	0	1	1	2.6	3	6	3	1	1	14	12.3
vs Utah	12/10/2023		10:09	4-5	.800	3-3	1.000	0-0	.000	0	2	2	2.6	2	1	4	1	0	11	12.1
Presbyterian	12/16/2023	*	20:45	8-16	.500	2-7	.286	0-0	.000	1	6	7	3.0	0	4	0	3	4	18	12.7
at Bowling Green	12/19/2023		19:22	2-8	.250	0-2	.000	2-2	1.000	1	2	3	3.0	2	1	2	0	2	6	12.1
at East Carolina	12/30/2023		24:22	4-10	.400	1-3	.333	3-6	.500	2	7	9	3.5	3	3	2	0	2	12	12.1
at Florida	01/04/2024		17:32	5-10	.500	0-2	.000	0-0	.000	0	2	2	3.4	4	0	4	2	0	10	11.9
Mississippi St.	01/07/2024		14:21	2-5	.400	0-1	.000	5-5	1.000	0	1	1	3.2	3	0	1	1	1	9	11.7
at Missouri	01/11/2024		10:14	0-5	.000	0-3	.000	0-0	.000	0	2	2	3.1	0	1	1	0	0	0	10.9
Kentucky	01/15/2024		22:35	5-8	.625	3-4	.750	1-1	1.000	1	2	3	3.1	2	1	2	0	3	14	11.1
at Texas A&M	01/21/2024		19:44	8-12	.667	3-5	.600	2-3	.667	0	1	1	3.0	1	3	2	0	1	21	11.7
at LSU	01/25/2024		10:08	3-6	.500	2-5	.400	0-0	.000	1	3	4	3.1	1	0	2	0	1	8	11.5
Totals		2	327:42	78-162	.481	22-64	.344	29-39	.744	11	44	55	3.1	38	40	36	18	26	207	11.5

CAREER STATS

SEASON	TEAM	GP-GS	MIN/AVG	FG-FGA	FG%	3FG-3FGA	3FG%	FT-FTA	FT%	OFF	DEF	TOT	AVG	PF-FO	A	TO	BLK	STL	PTS	AVG
2023-24	USC	18-2	328/18.2	78-162	.481	22-64	.344	29-39	.744	11	44	55	3.1	38-1	40	36	18	26	207	11.5
TOTAL		18-2	328/18.2	78-162	.481	22-64	.344	29-39	.744	11	44	55	3.1	38-1	40	36	18	26	207	11.5

23

BREE HALL

6-0 • Jr. • Guard • Dayton, Ohio
Major: Sport & Entertainment Mgmt.



Full Bio



INSTAGRAM: @BreezyHall • X: @BreezyHallI

Career Notables

- Has been part of two SEC regular-season championships (2022, 2023), one SEC Tournament title (2023), a National Championship (2022) and two NCAA Final Fours (2022, 2023)
- In 2021-22 season, part of first team in program history to be ranked No 1 in both the AP and the USA Today Coaches' Polls every week of the season ... group went on to become just third program to hold No. 1 spot in the AP Poll in back-to-back seasons
- Ranked the No. 5 guard and No. 14 overall player in the Class of 2021
- Named Ohio High School Basketball Coaches Association Miss Basketball and Ohio Prep Sports Writers Association (OPSWA) First-Team All-State in 2021 after pouring in 25.6 points, 7.1 rebounds and 3.3 steals per game as a senior

Season Highlights

- Is seventh in the SEC with 1.9 made 3s per game
- In SEC play, is second on the team with 12.8 ppg and leads the league in 3-point field goal percentage (.609)
- Shook off 1-of-4 first-half shooting at #9/9 LSU (Jan. 25) to go 3-of-6 in the second half, including a pair of go-ahead threes in the final three minutes to deliver the win ... also blocked a Tiger layup to keep a 6-0 run going that put the Gamecocks in front for the first time since the opening minute
- Scored timely buckets as part of career-high 21 points at Missouri (Jan. 11), which included perfect shooting in the first half ... started an 8-0 run with a three after the Tigers closed within six points late in the third quarter, the last of her perfect 4-of-4 3-point shooting
- Difference maker against Mississippi State (Jan. 7) after extending the lead against the Bulldogs with back-to-back threes in the third quarter, finishing with a team-high 15 points for the second time this season in an SEC career high 28 minutes
- Thrived in return to her home state, tying her career highs for points (18) and made 3s (4) at Bowling Green (Dec. 19), hitting a pair of 3s in the opening 90 seconds to set the tone for a hot-shooting night
- Completed a traditional three-point play with 2:34 to play against #11/7 Utah (Dec. 10) to turn a two-point game into a five-point lead and capped the nine-point win with a defensive rebound and transition layup in the final 20 seconds
- Hit the first of her three 3s at Duke (Dec. 3) during a 6-0 run that broke open a tie and closed the first half and capped the fourth-quarter domination with another one 3-pointer
- Delivered clutch plays throughout the game at #24/24 North Carolina (Nov. 30), erasing a game-thing layup with a huge block with under four minutes to play, holding top scorer Deja Kelly without a field goal in the fourth quarter and draining her third 3 of the game with 2:08 to play and the Gamecocks leading by five

Awards

At South Carolina

- CSC Academic All-District (2023)
- 2x SEC Academic Honor Roll (2022, 2023)
- SEC Basketball Leadership Council Vice Chair (2023-24)

High School

- McDonald's All-America (2021)
- Naismith All-America Honorable Mention (2021)
- OHSBCA Miss Basketball (2021)

Miscellaneous

	Season	Career	Record
20+ Points	1	1	1-0
10+ Points	9	14	14-0
Tm-High Points	3	6	6-0
Tm-High Rebs.	0	1	1-0

Career Highs

Pts	21 at Missouri, 1/11/24
FG	8 at Missouri, 1/11/24
FGA	13 at Alabama, 1/29/23
3FG	4, 3x, last at Missouri, 1/11/24
3FGA	8 at Alabama, 1/29/23
FT	3, 4x, last at Florida, 1/4/24
FTA	4, 5x, last at Florida, 1/4/24
Reb	7 vs. South Dakota State, 11/20/23
Off Reb	4, 2x, last vs. Arkansas, 3/4/22
Blk	2, 4x, last at Missouri, 1/11/24
Stl	3 at LSU, 1/25/24
Asst	3, 3x, last at Texas A&M, 1/21/24
Min	35 at Duke, 12/3/23

SEC Career Highs

Pts	21 at Missouri, 1/11/24
FG	8 at Missouri, 1/11/24
FGA	13 at Alabama, 1/29/23
3FG	4, 2x, last at Missouri, 1/11/24
3FGA	8 at Alabama, 1/29/23
FT	3, 3x, last at Florida, 1/4/24
FTA	4, 4x, last at Florida, 1/4/24
Reb	6, at Texas A&M, 1/21/24
Off Reb	2, 6x, last vs. Georgia, 2/26/23
Blk	2, 2x, last at Missouri, 1/11/24
Stl	3 at LSU, 1/25/24
Asst	3, at Texas A&M, 1/21/24
Min	33 at Missouri, 1/11/24

2023-24 GAME-BY-GAME

Opponent	Date	GS	MIN	FG-FGA	PCT	3FG-3FGA	PCT	FT-FTA	PCT	OFF DEF TOT AVG	PF	A	TO	BLK	STL	PTS	AVG
vs Notre Dame	11/06/2023	*	26:25	2-8	.250	1-4	.250	2-2	1.000	1 2 3 3.0	0	1	0	0	0	7	7.0
Maryland	11/12/2023	*	23:53	5-9	.556	2-4	.500	0-0	.000	1 0 1 2.0	2	2	2	1	0	12	9.5
Clemson	11/16/2023	*	23:34	3-10	.300	1-5	.200	1-2	.500	0 5 5 3.0	1	1	2	1	1	8	9.0
South Dakota St.	11/20/2023	*	25:52	2-9	.222	0-3	.000	1-2	.500	2 5 7 4.0	0	2	0	1	1	5	8.0
Mississippi Val.	11/24/2023	*	22:02	2-9	.222	1-6	.167	0-0	.000	2 0 2 3.6	0	3	2	0	1	5	7.4
at North Carolina	11/30/2023	*	33:04	5-6	.833	3-4	.750	2-2	1.000	0 1 1 3.2	3	0	1	1	0	15	8.7
at Duke	12/03/2023	*	35:20	4-7	.571	3-4	.750	2-2	1.000	0 3 3 3.1	0	1	3	0	1	13	9.3
Morgan St.	12/06/2023	*	15:20	3-5	.600	3-4	.750	0-0	.000	0 1 1 2.9	0	3	1	0	1	9	9.3
vs Utah	12/10/2023	*	34:23	3-8	.375	0-3	.000	1-1	1.000	0 4 4 3.0	0	0	1	2	0	7	9.0
Presbyterian	12/16/2023	*	23:02	3-7	.429	2-5	.400	2-2	1.000	0 3 3 3.0	1	0	0	0	1	10	9.1
at Bowling Green	12/19/2023	*	28:19	7-9	.778	4-6	.667	0-2	.000	0 2 2 2.9	2	2	1	0	1	18	9.9
at East Carolina	12/30/2023	*	21:06	2-3	.667	1-1	1.000	0-2	.000	1 1 2 2.8	2	0	0	0	1	5	9.5
at Florida	01/04/2024	*	25:19	5-7	.714	2-3	.667	3-4	.750	1 3 4 2.9	1	0	0	0	0	15	9.9
Mississippi St.	01/07/2024	*	28:50	6-9	.667	3-4	.750	0-0	.000	0 3 3 2.9	0	1	0	1	1	15	10.3
at Missouri	01/11/2024	*	33:25	8-10	.800	4-4	1.000	1-2	.500	0 4 4 3.0	2	0	4	2	0	21	11.0
Kentucky	01/15/2024	*	22:11	3-9	.333	1-4	.250	0-0	.000	1 3 4 3.1	0	2	0	0	0	7	10.8
at Texas A&M	01/21/2024	*	28:13	3-6	.500	2-4	.500	0-0	.000	0 6 6 3.2	0	3	0	1	1	8	10.6
at LSU	01/25/2024	*	30:26	4-10	.400	2-4	.500	0-0	.000	0 5 5 3.3	0	1	0	1	3	10	10.6
Totals			18 480:44	70-141	.496	35-72	.486	15-23	.652	9 51 60 3.3	14 22 17 10	13 190	10.6				

CAREER STATS

SEASON	TEAM	GP-GS	MIN/AVG	FG-FGA	FG%	3FG-3FGA	3FG%	FT-FTA	FT%	OFF DEF TOT AVG	PF-FO	A	TO	BLK	STL	PTS	AVG
2021-22	USC	36-0	334/9.3	32-102	.314	14-46	.304	19-30	.633	12 41 53 1.5	43-0	1 23	1 5		97	2.7	
2022-23	USC	35-0	487/13.9	66-163	.405	23-64	.359	19-31	.613	23 42 65 1.9	37-0	10 16	11 11		174	5.0	
2023-24	USC	18-18	481/26.7	70-141	.496	35-72	.486	15-23	.652	9 51 60 3.3	14-0	22 17	10 13		190	10.6	
TOTAL		89-18	1302/14.6	168-406	.414	72-182	.396	53-84	.631	44 134 178 2.0	94-0	33 56	22 29		461	5.2	

24

SAHNYA JAH

6-0 • Fr. • Forward • Alexandria, Va.
Major: Undecided



Full Bio



INSTAGRAM: @iam_TheSahnjaJah

Career Notables

- Ranked No. 40 overall in the Class of 2023
- Helped Montverde to 2023 GEICO High School National Championship, scoring 15 of her 20 points in the second half, including a game-clinching three-point play with 12 seconds left

Season Highlights

- Has played in 14 games this season, including four SEC contests, averaging 10.0 minutes
- Tallied a bucket, steal, and first SEC assist against Kentucky (Jan. 15)
- Scored for a second time in a row in SEC play against Mississippi State (Jan. 7), in addition to grabbing two boards in just under five minutes of play
- Made her SEC debut at Florida (Jan. 4)
- Capped the Gamecocks' first-half 9-0 run against #14/11 Maryland (Nov. 12) with a tough inside bucket that delivered a 12-point halftime lead
- Made her college debut against #10/10 Notre Dame (Nov. 6)

Awards

High School
WBCA Honorable Mention All-America (2023)

Miscellaneous

	Season	Career	Record
10+ Points	0	0	0-0

Career Highs

Pts	8 vs. Clemson, 11/16/23
FG	3, 3x, last vs. Morgan State, 12/6/23
FGA	9 vs. Clemson, 11/16/23
3FG	1, 2x, last vs. Presbyterian, 12/16/23
3FGA	4 vs. Clemson, 11/16/23
FT	1, 3x, last at Texas A&M, 1/21/24
FTA	3 vs. Maryland, 11/12/23
Reb	7 vs. Miss. Valley State, 11/24/23
Off Reb	3 vs. Clemson, 11/16/23
Blk	1 vs. South Dakota State, 11/20/23
Stl	2 vs. South Dakota State, 11/20/23
Asst	4 vs. Miss. Valley State, 11/24/23
Min	18 vs. South Dakota State, 11/20/23

SEC Career Highs

Pts	2, 3x, last vs. Kentucky, 1/15/24
FG	1, 2x, last vs. Kentucky 1/15/24
FGA	3, 2x, last vs. Kentucky 1/15/24
3FG	
3FGA	1 at Florida, 1/4/24
FT	1, at Texas A&M, 1/21/24
FTA	2, at Texas A&M, 1/21/24
Reb	2 vs. Mississippi State, 1/7/24
Off Reb	1 vs. Mississippi State, 1/7/24
Blk	
Stl	1, 2x, last vs. Kentucky, 1/15/24
Asst	1, vs. Kentucky, 1/15/24
Min	11, Texas A&M, 1/21/24

2023-24 GAME-BY-GAME

Opponent	Date	GS	MIN	FG-FGA	PCT	3FG-3FGA	PCT	FT-FTA	PCT	OFF	DEF	TOT	AVG	PF	A	TO	BLK	STL	PTS	AVG
vs Notre Dame	11/06/2023		08:02	2-4	.500	0-0	.000	0-0	.000	2	3	5	5.0	2	2	1	0	1	4	4.0
Maryland	11/12/2023		04:16	3-4	.750	0-1	.000	1-3	.333	0	1	1	3.0	0	0	0	0	0	7	5.5
Clemson	11/16/2023		14:08	3-9	.333	1-4	.250	1-2	.500	3	1	4	3.3	3	1	1	0	1	8	6.3
South Dakota St.	11/20/2023		17:44	1-5	.200	0-2	.000	0-0	.000	0	1	1	2.8	0	1	1	1	2	2	5.3
Mississippi Val.	11/24/2023		14:56	1-5	.200	0-1	.000	0-0	.000	1	6	7	3.6	1	4	0	0	1	2	4.6
at North Carolina	11/30/2023		01:59	0-1	.000	0-0	.000	0-0	.000	0	0	0	3.0	1	0	0	0	0	0	3.8
Morgan St.	12/06/2023		13:37	3-5	.600	0-1	.000	0-1	.000	0	2	2	2.9	3	0	2	0	0	6	4.1
Presbyterian	12/16/2023		16:47	2-8	.250	1-2	.500	0-2	.000	2	3	5	3.1	0	1	0	0	1	5	4.3
at Bowling Green	12/19/2023		04:48	0-1	.000	0-0	.000	0-0	.000	0	0	0	2.8	1	0	0	0	0	0	3.8
at East Carolina	12/30/2023		12:01	2-5	.400	0-1	.000	0-0	.000	1	1	2	2.7	1	0	0	0	1	4	3.8
at Florida	01/04/2024		08:27	1-3	.333	0-1	.000	0-0	.000	0	1	1	2.5	1	0	1	0	1	2	3.6
Mississippi St.	01/07/2024		04:42	1-2	.500	0-0	.000	0-0	.000	1	1	2	2.5	0	0	0	0	0	2	3.5
Kentucky	01/15/2024		07:34	1-3	.333	0-0	.000	0-0	.000	0	0	0	2.3	2	1	0	0	1	2	3.4
at Texas A&M	01/21/2024		11:22	0-0	.000	0-0	.000	1-2	.500	0	0	0	2.1	2	0	2	0	0	1	3.2
Totals		0	140:23	20-55	.364	2-13	.154	3-10	.300	10	20	30	2.1	17	10	8	1	9	45	3.2

CAREER STATS

SEASON	TEAM	GP-GS	MIN/AVG	FG-FGA	FG%	3FG-3FGA	3FG%	FT-FTA	FT%	OFF	DEF	TOT	AVG	PF	FO	A	TO	BLK	STL	PTS	AVG
2023-24	USC	14-0	140/10.0	20-55	.364	2-13	.154	3-10	.300	10	20	30	2.1	17	10	8	1	9	45	3.2	
TOTAL		14-0	140/10.0	20-55	.364	2-13	.154	3-10	.300	10	20	30	2.1	17-0	10	8	1	9	45	3.2	

25 RAVEN JOHNSON

5-9 • R-So. • Guard • Atlanta, Ga.
Major: Services Management



Full Bio



INSTAGRAM: @Hollywood_Raven • X: @HollywoodRaven

In the Gamecock Record Book

Season

5th – Assist-to-turnover ratio (2.37 (123:52) in 2022-23)

Career Notables

- Has been part of two SEC regular-season championships (2022, 2023), one SEC Tournament title (2023), a National Championship (2022) and two NCAA Final Fours (2022, 2023)
- In 2021-22 season, part of first team in program history to be ranked No 1 in both the AP and the USA Today Coaches' Polls every week of the season ... group went on to become just third program to hold No. 1 spot in the AP Poll in back-to-back seasons
- Suffered season-ending left knee injury in the first quarter of second game of 2021-22
- Ranked the No. 1 point guard and No. 2 overall player in the Class of 2021
- National High School Player of the Year (2021) and two-time state player of the year
- Led Westlake to four state championships

Season Highlights

- Among the best lead guards in the nation, ranking seventh in assist-to-turnover ratio (3.1, 2nd in SEC) ... is third in the SEC in assists per game (5.2) and sixth in steals per game (2.3)
- Finished just shy of her first career double-double, adding nine rebounds to her 13 points at #9/9 LSU (Jan. 25) ... scored five in the deciding fourth quarter, including a pair of free throws to tie the game at 67 with 4:02 to play and the game-clinching driving layup with 22 seconds on the clock
- Contributed seven of her 11 points against Kentucky (Jan. 15) in a 29-4 third-quarter run in addition to a team-high six assists
- Was aggressive offensively early at Florida (Jan. 4) with 10 of her 16 points coming in the opening quarter on 4-of-5 shooting
- Was perfect from the field, including a pair of 3s, against Morgan State (Dec. 6)
- Hit a 3 with under five minutes to go at Duke (Dec. 3) to double the Gamecocks' lead and start a 17-4 run the closed out the victory, adding a pair of assists to the game-winning surge as well
- Scored a career-best 18 points against South Dakota State (Nov. 20) while also handing out six assists and swiping five steals
- Handed out 17 assists against Clemson (Nov. 16) – the most by an SEC player since 2005 and the second-most in program history
- Opened the season with a balanced showing in Paris against #10/10 Notre Dame (Nov. 6), scoring nine of her 11 points in the first half and dishing all eight of her assists after the break

Awards

At South Carolina

SEC All-Freshman Team (2023)
2x SEC Academic Honor Roll (2022, 2023)

High School

Naismith Player of the Year
WBCA Player of the Year
All-America (Naismith, WBCA, McDonald's)
GACA All-Classification Player of the Year (2020)
2x Atlanta Tipoff Club Miss GA Basketball (2020, 2021)
2x GACA Plyr of the Year (6A South, 2021; 7A South, 2020)
USA Today Georgia Player of the Year (2021)

USA Basketball

2023 FIBA AmeriCup, silver medal
2021 U19 World Cup Team trials
2019 U16 National Team finalist

Miscellaneous

	Season	Career	Record
10+ Points	9	12	11-1
5+ Assists	8	20	20-0
5+ Steals	3	3	3-0
Tm-High Assists	9	27	27-0

Career Highs

Pts..... 18 vs. South Dakota State, 11/20/23
 FG..... 9 vs. South Dakota State, 11/20/23
 FGA..... 13 vs. South Dakota State, 11/20/23
 3FG..... 3, 2x, last at Duke, 12/3/23
 3FGA..... 6, 2x, last vs. Iowa, 3/31/23
 FT..... 5 at UConn, 2/5/23
 FTA..... 7 at UConn, 2/5/23
 Reb..... 9 at LSU, 1/25/24
 Off Reb..... 3 vs. Iowa, 3/31/23
 Blk..... 2 at Clemson, 11/17/22
 Stl..... 5, 3x, last vs. Miss. Valley State, 11/24/23
 Asst..... 17 vs. Clemson, 11/16/23
 Min..... 38 vs. Tennessee, 3/5/23

SEC Career Highs

Pts..... 16 at Florida, 1/4/24
 FG..... 6 at Florida, 1/4/24
 FGA..... 12 at LSU, 1/25/24
 3FG..... 2 vs. Missouri, 1/15/23
 3FGA..... 3, 2x, last at LSU, 1/25/24
 FT..... 4 at Florida, 1/4/24
 FTA..... 4, 5x, last at LSU, 1/25/24
 Reb..... 9 at LSU, 1/25/24
 Off Reb..... 2, 2x, last at LSU, 1/25/24
 Blk..... 1 5x, last at Missouri, 1/11/24
 Stl..... 4 at Florida, 1/4/24
 Asst..... 7, 2x, last at Kentucky, 1/12/23
 Min..... 36 at LSU, 1/25/24

2023-24 GAME-BY-GAME

Opponent	Date	GS	MIN	FG-FGA	PCT	3FG-3FGA	PCT	FT-FTA	PCT	OFF DEF TOT	AVG	PF	A	TO	BLK	STL	PTS	AVG
vs Notre Dame	11/06/2023	*	22:02	5-10	.500	1-3	.333	0-0	.000	0 2 2	2.0	3	7	2	0	1	11	11.0
Maryland	11/12/2023	*	29:08	3-8	.375	2-3	.667	0-0	.000	0 3 3	2.5	1	8	1	0	1	8	9.5
Clemson	11/16/2023	*	32:26	3-8	.375	0-3	.000	0-0	.000	2 6 8	4.3	2	17	2	0	5	6	8.3
South Dakota St.	11/20/2023	*	29:21	9-13	.692	0-2	.000	0-1	.000	2 1 3	4.0	0	6	1	0	5	18	10.8
Mississippi Val.	11/24/2023	*	24:25	4-5	.800	2-3	.667	2-2	1.000	1 7 8	4.8	0	5	1	0	5	12	11.0
at North Carolina	11/30/2023	*	37:07	3-8	.375	0-1	.000	3-6	.500	0 7 7	5.2	2	2	4	0	3	9	10.7
at Duke	12/03/2023	*	37:18	4-7	.571	3-4	.750	0-0	.000	0 4 4	5.0	1	4	3	0	2	11	10.7
Morgan St.	12/06/2023	*	21:04	5-5	1.000	2-2	1.000	0-0	.000	0 2 2	4.6	1	5	2	0	2	12	10.9
vs Utah	12/10/2023	*	32:38	1-6	.167	0-2	.000	0-0	.000	0 2 2	4.3	2	4	5	0	1	2	9.9
at Bowling Green	12/19/2023	*	23:39	2-4	.500	1-2	.500	0-0	.000	0 2 2	4.1	2	4	0	0	2	5	9.4
at East Carolina	12/30/2023	*	22:45	1-2	.500	0-1	.000	2-4	.500	2 5 7	4.4	0	3	0	0	1	4	8.9
at Florida	01/04/2024	*	26:09	6-9	.667	0-1	.000	4-4	1.000	1 3 4	4.3	1	5	1	0	4	16	9.5
Mississippi St.	01/07/2024	*	27:13	2-8	.250	1-2	.500	2-2	1.000	1 4 5	4.4	1	2	1	0	1	7	9.3
at Missouri	01/11/2024	*	29:01	5-9	.556	0-1	.000	0-0	.000	0 2 2	4.2	1	2	2	1	3	10	9.4
Kentucky	01/15/2024	*	18:57	5-9	.556	1-2	.500	0-0	.000	0 3 3	4.1	1	6	0	0	2	11	9.5
at Texas A&M	01/21/2024	*	21:12	3-5	.600	0-0	.000	0-0	.000	0 0 0	3.9	3	4	0	0	1	6	9.3
at LSU	01/25/2024	*	35:47	5-12	.417	0-3	.000	3-4	.750	2 7 9	4.2	1	4	3	0	0	13	9.5
Totals			16	470:13	66-128	.516	13-35	.371	16-23	.696	11 60 71	4.2	22	88	28	1 39	161	9.5

CAREER STATS

SEASON	TEAM	GP-GS	MIN	AVG	FG-FGA	FG%	3FG-3FGA	3FG%	FT-FTA	FT%	OFF DEF TOT	AVG	PF-FO	A	TO	BLK	STL	PTS	AVG
2021-22	USC	2-0	8/4.2	0-1	.000	0-0	.000	0-0	.000	0	1 1	0.5	0-0	0	1	0	0	0	0.0
2022-23	USC	36-3	674/18.7	60-163	.368	14-58	.241	17-26	.654	20	74 94	4.6	38-0	123	52	13	40	151	4.2
2023-24	USC	17-16	470/27.7	66-128	.516	13-35	.371	16-23	.696	11	60 71	4.2	22-0	88	28	1	39	161	9.5
TOTAL		55-19	1153/21.0	126-292	.432	27-93	.290	33-49	.673	31	135 166	3.0	60-0	211	81	14	79	312	5.7

5

TESSA JOHNSON

6-0 • Fr. • Guard • Albertville, Minn.
Major: Psychology



Full Bio



INSTAGRAM: @TessaJohnson4 • X: @TessaJohnsonnn

Career Notables

- Named High School All-American and Minnesota Miss Basketball as a senior (2023) after leading St. Michael-Albertville to its first state title since 2009
- Ranked No. 25 overall in the Class of 2023
- Won 3-point shooting contest at 2023 McDonald's All-America weekend
- Missed her sophomore season with a broke leg, but came back as a junior to help team to a state runner-up finish

Season Highlights

- Has played in 15 games, missing three (11/16-24) with an injury, averaging 15.0 minutes
- Had a huge third quarter against Kentucky (Jan. 15), scoring nine of her SEC career-high 11 points, hitting all three of her attempts from behind the arc in the period
- Converted a traditional three-point play as part of an 8-0 run late in the third quarter at Missouri (Jan. 11) after the Tigers had closed within six points
- Picked up two buckets and two assists in SEC home opener against Mississippi State (Jan. 7)
- Added eight points to her SEC debut at Florida (Jan. 4)
- Turned in her best shooting game of the season with 5-of-6 accuracy, including 3-of-4 from 3-point range, against Presbyterian (Dec. 16)
- Was efficient against Morgan State (Dec. 6) with her career-best 16 points coming on 7-of-9 shooting, including 2-of-2 from 3-point range in her first career start
- Scored six of her 12 points against #14/11 Maryland (Nov. 12) in the first half, including a 3 from the left corner that started a 17-4 run that delivered a 12-point halftime lead

Awards

High School

- McDonald's All-America (2023)
- All-USA TODAY Team (2023)
- WBCA Honorable Mention All-America (2023)
- Minnesota Gatorade Player of the Year (2023)
- MGBCA Miss Basketball (2023)

Miscellaneous

	Season	Career	Record
10+ Points	4	4	4-0
Tm-High Points	1	1	1-0

Career Highs

Pts	16 vs. Morgan State, 12/6/23
FG	7 vs. Morgan State, 12/6/23
FGA	9, 2x, last at Florida, 1/4/24
3FG	3, 2x, last vs. Kentucky, 1/15/24
3FGA	4, 3x, last vs. Kentucky, 1/15/24
FT	2, 3x, last at Florida, 1/4/24
FTA	3 vs. Maryland, 11/12/23
Reb	7 vs. Maryland, 11/12/23
Off Reb	1, 2x, last at Bowling Green, 12/19/23
Blk	
Stl	3 vs. Maryland, 11/12/23
Asst	4 vs. Maryland, 11/12/23
Min	26 vs. Morgan State, 12/6/23

SEC Career Highs

Pts	11, vs. Kentucky, 1/15/24
FG	4 vs. Kentucky, 1/15/24
FGA	9 at Florida, 1/4/24
3FG	3 vs. Kentucky, 1/15/24
3FGA	4 vs. Kentucky, 1/15/24
FT	2 at Florida, 1/4/24
FTA	2 at Florida, 1/4/24
Reb	2 vs. Kentucky, 1/15/24
Off Reb	
Blk	
Stl	2 vs. Kentucky, 1/15/24
Asst	2 vs. Mississippi State, 1/7/24
Min	24 vs. Kentucky, 1/15/24

2023-24 GAME-BY-GAME

Opponent	Date	GS	MIN	FG-FGA	PCT	3FG-3FGA	PCT	FT-FTA	PCT	OFF	DEF	TOT	AVG	PF	A	TO	BLK	STL	PTS	AVG
vs Notre Dame	11/06/2023		12:28	0-2	.000	0-1	.000	1-2	.500	0	0	0	0.0	1	2	1	0	1	1	1.0
Maryland	11/12/2023		18:32	4-7	.571	2-4	.500	2-3	.667	0	7	7	3.5	3	4	2	0	3	12	6.5
at North Carolina	11/30/2023		09:24	0-0	.000	0-0	.000	0-0	.000	0	0	0	2.3	0	0	2	0	0	0	4.3
at Duke	12/03/2023		04:41	0-2	.000	0-1	.000	0-0	.000	1	0	1	2.0	0	0	0	0	0	0	3.3
Morgan St.	12/06/2023	*	26:09	7-9	.778	2-2	1.000	0-0	.000	0	1	1	1.8	0	1	0	0	1	16	5.8
vs Utah	12/10/2023		07:48	1-2	.500	0-1	.000	0-0	.000	0	0	0	1.5	0	0	0	0	1	2	5.2
Presbyterian	12/16/2023		24:42	5-6	.833	3-4	.750	0-0	.000	0	1	1	1.4	0	3	3	0	2	13	6.3
at Bowling Green	12/19/2023		13:12	1-2	.500	0-0	.000	2-2	1.000	1	0	1	1.4	2	0	0	0	0	4	6.0
at East Carolina	12/30/2023		20:53	0-5	.000	0-2	.000	0-0	.000	0	2	2	1.4	1	0	2	0	0	0	5.3
at Florida	01/04/2024		20:23	3-9	.333	0-3	.000	2-2	1.000	0	1	1	1.4	0	1	1	0	0	8	5.6
Mississippi St.	01/07/2024		16:17	2-3	.667	0-1	.000	0-0	.000	0	1	1	1.4	0	2	0	0	1	4	5.5
at Missouri	01/11/2024		16:32	2-8	.250	1-3	.333	1-1	1.000	0	1	1	1.3	0	0	0	0	1	6	5.5
Kentucky	01/15/2024		24:03	4-7	.571	3-4	.750	0-0	.000	0	2	2	1.4	0	0	3	0	2	11	5.9
at Texas A&M	01/21/2024		04:23	0-0	.000	0-0	.000	0-0	.000	0	0	0	1.3	0	1	0	0	0	0	5.5
at LSU	01/25/2024		05:02	0-1	.000	0-0	.000	0-0	.000	0	0	0	1.2	0	0	0	0	0	0	5.1
Totals		1	224:29	29-63	.460	11-26	.423	8-10	.800	2	16	18	1.2	7	14	14	0	12	77	5.1

CAREER STATS

SEASON	TEAM	GP-GS	MIN	AVG	FG-FGA	FG%	3FG-3FGA	3FG%	FT-FTA	FT%	OFF	DEF	TOT	AVG	PF	FO	A	TO	BLK	STL	PTS	AVG
2023-24	USC	15-1	224	15.0	29-63	.460	11-26	.423	8-10	.800	2	16	18	1.2	7	14	14	0	12	77	5.1	
TOTAL		15-1	224	15.0	29-63	.460	11-26	.423	8-10	.800	2	16	18	1.2	7	14	14	0	12	77	5.1	

21

CHLOE KITTS

6-2 • So. • Forward • Oviedo, Fla.
Major: Mass Communications



Full Bio



INSTAGRAM: @Chloe.Kitts • X: @Chloe1Kitts

Career Notables

- Has been part of one SEC regular-season championship, one SEC Tournament title and an NCAA Final Four (2023)
- Ranked No. 17 overall in the Class of 2023
- Graduated early to enroll at South Carolina for the Spring 2023 semester, arriving on campus Dec. 13
- Played at DME Academy in Daytona Beach, Fla, in 2020-21 and 2021-22 before deciding to graduate early to enroll at South Carolina in January 2023
- Has helped USA Basketball to gold medals at the 2023 FIBA U19 World Cup and 2022 FIBA U19 AmeriCup

Season Highlights

- Ranks 19th in the SEC in rebounds per game
- Scored half of the team's 18 first-quarter points at #9/9 LSU (Jan. 25) on 4-of-4 shooting, including her first 3-pointer of the season, in the period en route to a team-high 14 points for the game
- Picked up her first career SEC double-double at Texas A&M (Jan. 21), scoring nine of her 13 points in just third-quarter six minutes in addition to dishing out a team and career-high five assists
- Turned in her first career 20-point game with 21 at Bowling Green (Dec. 19) to lead the team in scoring for the first time in her career
- Scored four of the team's first eight points against #11/7 Utah (Dec. 10) to help build a nine-point lead after the first 10 minutes
- Missed her second career double-double by just one rebound at Duke (Dec. 3), with six of her 14 points coming in the first quarter to keep the Gamecocks close
- Scored all 11 of her points at #24/24 North Carolina (Nov. 30) in the second half, including five in the final 3:47, highlighted by hitting both free throws to make it a five-point game with 24 seconds to play
- Needed just 21 minutes to record her first career double-double in a 13-point, 10-rebound effort against #14/11 Maryland (Nov. 12), powering home eight of her points in just six minutes of the second quarter to guide Gamecocks to a 12-point halftime lead
- Drew her first career start in the season opener against #10/10 Notre Dame (Nov. 6), adding five points on perfect field goal and free throw shooting in the final three minutes of the pivotal second quarter that gave the Gamecocks a 48-33 halftime lead

Awards

High School

MaxPreps Junior All-America Second Team (2021-22)

USA Basketball

2023 FIBA U19 World Cup, gold medal

2022 FIBA U18 AmeriCup, gold medal

Miscellaneous

	Season	Career	Record
Double-Doubles	3	3	
20+ Points	1	1	1-0
10+ Points	11	12	12-0
10+ Rebounds	5	5	5-0
Tm-High Points	2	2	2-0
Tm-High Rebs.	3	3	3-0
Tm-High Assists	2	2	2-0

Career Highs

Pts	21 at Bowling Green, 12/19/23
FG	10 at Bowling Green, 12/19/23
FGA	12, 2x, last at Bowling Green, 12/19/23
3FG	1, 2x, last at LSU, 1/25/24
3FGA	1, 6x, last at LSU, 1/25/24
FT	5, 2x, last at East Carolina, 12/30/23
FTA	6, 5x, last at East Carolina, 12/30/23
Reb	14 vs. Morgan State., 12/6/23
Off Reb	4, 3x, last at East Carolina, 12/30/23
Blk	2, 2x, last vs. Miss. Valley State, 11/24/23
Stl	2, 2x, last vs. Kentucky, 1/15/24
Asst	5, at Texas A&M, 1/21/24
Min	31 at Duke, 12/3/23

SEC Career Highs

Pts	14 at LSU, 1/25/24
FG	6, 2x, last at LSU, 1/25/24
FGA	10 vs. Mississippi State 1/7/24
3FG	1 at LSU, 1/25/24
3FGA	1, 3x, last at LSU, 1/25/24
FT	3 at Florida, 1/4/24
FTA	4, 2x, last at LSU, 1/25/24
Reb	10 at Texas A&M, 1/21/24
Off Reb	3 vs. Mississippi State 1/7/24
Blk	1, 3x, last at Texas A&M, 1/21/24
Stl	2 vs. Kentucky, 1/15/24
Asst	5 at Texas A&M, 1/21/24
Min	22 at LSU, 1/25/24

2023-24 GAME-BY-GAME

Opponent	Date	GS	MIN	FG-FGA	PCT	3FG-3FGA	PCT	FT-FTA	PCT	OFF DEF TOT	AVG	PF	A	TO	BLK	STL	PTS	AVG	
vs Notre Dame	11/06/2023	*	12:55	2-3	.667	0-0	.000	3-3	1.000	0 1 1	1.0	1	2	1	2	0	7	7.0	
Maryland	11/12/2023	*	20:38	5-11	.455	0-0	.000	3-6	.500	3 7 10	5.5	0	1	0	1	1	13	10.0	
Clemson	11/16/2023	*	10:28	5-6	.833	0-0	.000	2-3	.667	1 1 2	4.3	0	1	0	0	1	12	10.7	
South Dakota St.	11/20/2023	*	19:05	2-7	.286	0-1	.000	1-4	.250	3 6 9	5.5	2	0	1	1	0	5	9.3	
Mississippi Val.	11/24/2023	*	18:50	4-7	.571	0-0	.000	3-4	.750	1 4 5	5.4	1	1	0	2	0	11	9.6	
at North Carolina	11/30/2023	*	19:49	3-10	.300	0-0	.000	5-6	.833	1 2 3	5.0	2	0	2	0	0	11	9.8	
at Duke	12/03/2023	*	31:16	6-12	.500	0-0	.000	2-2	1.000	1 8 9	5.6	2	3	2	1	0	14	10.4	
Morgan St.	12/06/2023	*	19:21	2-4	.500	0-0	.000	3-4	.750	3 11 14	6.6	0	4	4	0	1	7	10.0	
vs Utah	12/10/2023	*	24:38	4-7	.571	0-0	.000	3-6	.500	2 5 7	6.7	2	4	2	0	0	11	10.1	
Presbyterian	12/16/2023	*	20:13	4-7	.571	0-0	.000	3-6	.500	4 6 10	7.0	0	2	2	0	0	11	10.2	
at Bowling Green	12/19/2023	*	22:06	10-12	.833	0-0	.000	1-1	1.000	1 5 6	6.9	1	1	0	1	1	21	11.2	
at East Carolina	12/30/2023	*	19:17	1-5	.200	0-0	.000	5-6	.833	4 6 10	7.2	0	3	2	1	0	7	10.8	
at Florida	01/04/2024	*	14:28	1-5	.200	0-0	.000	3-4	.750	2 5 7	7.2	2	1	0	0	0	5	10.4	
Mississippi St.	01/07/2024	*	16:15	5-10	.500	0-0	.000	2-2	1.000	3 1 4	6.9	2	0	2	0	1	12	10.5	
at Missouri	01/11/2024	*	10:03	1-2	.500	0-0	.000	0-0	.000	0 2 2	6.6	3	0	2	0	0	2	9.9	
Kentucky	01/15/2024	*	14:08	4-5	.800	0-0	.000	1-2	.500	1 3 4	6.4	0	0	1	1	2	9	9.9	
at Texas A&M	01/21/2024	*	20:51	6-8	.750	0-0	.000	1-1	1.000	1 9 10	6.6	3	5	2	1	1	13	10.1	
at LSU	01/25/2024	*	21:37	6-9	.667	1-1	1.000	1-4	.250	2 1 3	6.4	2	1	1	0	0	14	10.3	
Totals			18	335:59	71-130	.546	1-2	.500	42-64	.656	33 83 116	6.4	23	29	24	11	8	185	10.3

CAREER STATS

SEASON	TEAM	GP-GS	MIN/AVG	FG-FGA	FG%	3FG-3FGA	3FG%	FT-FTA	FT%	OFF DEF TOT	AVG	PF-FO	A	TO	BLK	STL	PTS	AVG
2022-23	USC	18-0	124/6.9	12-32	.375	1-4	.250	4-8	.500	9 20 29	1.6	11-0	12	8	1	4	29	1.6
2023-24	USC	18-18	336/18.7	71-130	.546	1-2	.500	42-64	.656	33 83 116	6.4	23-0	29	24	11	8	185	10.3
TOTAL		36-18	460/12.8	83-162	.512	2-6	.333	46-72	.639	42 103 145	4.0	34-0	41	32	12	12	214	5.9

O

TE-HINA PAO PAO

5-9 • Sr. • Guard • Oceanside, Calif.
Major: Sociology



Full Bio



INSTAGRAM: @TeHinaPaopao • X: @TeHinaPaopao

Career Notables

- Scored her 1,000th career point against Clemson (Nov. 16)
- Three-time All-Pac-12 selection while at Oregon
- Helped Ducks to a pair of NCAA Tournament appearances
- In 2022-23, led Oregon in 3-point shooting with 2.3 made 3s per game on 42.4 percent shooting, which ranked second and fourth in the Pac-12, respectively

Season Highlights

- Has started every game she has played, missing one game due to an injury (South Dakota St)
- Leads the nation in 3-point percentage, including 53.8 percent accuracy in SEC games (3rd in SEC)
- Ranks second in the SEC in made threes per game (2.7), fifth in assist-to-turnover ratio (2.4) and seventh in assists per game (4.0)
- Team's top scorer against ranked opponents with 13.8 points per game while averaging 5.2 assists
- Scored all seven of her fourth-quarter points at #9/9 LSU (Jan. 25) during an 11-4 run that opened the period and gave the Gamecocks their first lead since the game's opening minutes
- Bookended a 12-3 run that closed the first half at Missouri (Jan. 11) with a floater and a 3-pointer from the left wing that turned a four-point lead into a 13-point halftime advantage
- Set the tone early at Florida (Jan. 4) with 12 points in the first quarter on 4-of-4 3-point shooting, finishing with a team-high 17 points
- Named Basketball Hall of Fame Women's Showcase Game MVP with clutch shooting and solid defense against #11/7 Utah (Dec. 12), scoring seven of her 15 points in the fourth quarter and drawing an offensive foul with 56 seconds to play and the Utes within five points ... earning SEC Player of the Week and a spot on that week's NCAA's Starting 5
- Scored 10 of the team's 20 third-quarter points at Duke (Dec. 3) on perfect shooting (3-3 FG, 2-2 3FG, 2-2 FT) to help hold off the Blue Devils' rally
- Hit a pair of 3s in the third quarter at #24/24 North Carolina (Nov. 30), including one that gave the Gamecocks their first lead with 5:48 to go in the period ... hit another from the top of the key with 5:34 left in the game to turn a two-point lead into a five-point advantage
- Hit a sterling 4-of-5 from 3-point range against Clemson (Nov. 16), including 3-of-3 accuracy in the first quarter, to record her fourth-straight 14-point game and reach the 1,000-point plateau for her career
- Exploded for nine of her 14 points against #14/11 Maryland in the second quarter with all three 3s coming in a 20-5 run over the final 3:43 of the period that tied the game and established a 12-point halftime lead
- Got the team off to a solid start in the season opener in Paris against #10/10 Notre Dame (Nov. 6) with seven points on 3-of-4 shooting, two assists and two steals in the opening quarter

Awards

At South Carolina

- 2024 Nancy Lieberman Top 10
- 2024 Wooden Award Midseason Top 25
- SEC Player of the Week (12/5-11)
- NCAA Starting Five (12/11)

At Oregon

- 2x All-Pac-12 First Team (2022, 2021)
- All-Pac-12 Honorable Mention (2023)
- Pac-12 All-Freshman Team (2021)

High School

- McDonald's All-America (2020)
- California Gatorade Player of the Year (2020)
- Cal-Hi Sports Ms Basketball Player of the Year (2020)

Miscellaneous

	Season	Career	Record
Double-Doubles	0	1*	1-0
20+ Points	0	11*	9-2
10+ Points	15	66*	51-15
5+ Assists	9	34*	30-4
Tm-High Points	3	24*	15-9
Tm-High Rebs.	0	7*	3-4
Tm-High Assists	6	48*	35-13

* indicates occurred at least once at previous NCAA Div. I school

Career Highs

Pts	28 vs. Stanford, 3/2/23*
FG	9, 2x, last vs. North Dakota St., 3/17/23*
FGA	21 at Oregon St., 2/11/22*
3FG	7, 2x, last vs. Stanford, 3/2/23*
3FGA	11 vs. North Carolina, 11/24/22*
FT	6, 2x, last at Oregon State, 2/11/22*
FTA	6, 3x, last at Duke, 12/3/23*
Reb	9 vs. Stanford, 2/15/21*
Off Reb	5 at Southern University, 11/14/22*
Blk	2, 3x, last vs. Utah, 2/5/23*
Stl	4, 2x, last vs. Seattle, 11/12/22*
Asst	10 vs. San Diego, 3/23/23*
Min	43 vs. Arizona, 1/15/22*

* indicates occurred at least once at previous NCAA Div. I school

SEC Career Highs

Pts	17 at Florida, 1/4/24
FG	6, 2x, last at Missouri, 1/11/24
FGA	12 at LSU, 1/25/24
3FG	4 at Florida, 1/4/24
3FGA	7 at LSU, 1/25/24
FT	4 vs. Kentucky, 1/15/24
FTA	4 vs. Kentucky, 1/15/24
Reb	6 at Missouri, 1/11/24
Off Reb	1 at Missouri, 1/11/24
Blk	1 at Missouri, 1/11/24
Stl	2 vs. Mississippi State, 1/7/24
Asst	6 at LSU, 1/25/24
Min	39 at LSU, 1/25/24

2023-24 GAME-BY-GAME

Opponent	Date	GS	MIN	FG-FGA	FG%	3FG-3FGA	3FG%	FT-FTA	FT%	OFF DEF TOT	AVG	PF	A	TO	BLK	STL	PTS	AVG
vs Notre Dame	11/06/2023	*	27:28	6-10	.600	2-4	.500	0-0	.000	0 3 3	3.0	1	6	1	0	3	14	14.0
Maryland	11/12/2023	*	29:55	5-12	.417	4-8	.500	0-0	.000	0 0 0	1.5	1	8	3	0	1	14	14.0
Clemson	11/16/2023	*	19:19	5-8	.625	4-5	.800	0-0	.000	1 2 3	2.0	0	1	2	0	0	14	14.0
Mississippi Val.	11/24/2023	*	20:40	4-7	.571	2-5	.400	0-0	.000	1 7 8	3.5	0	1	1	1	0	10	13.0
at North Carolina	11/30/2023	*	37:02	5-14	.357	3-6	.500	1-2	.500	0 5 5	3.8	1	4	0	0	1	14	13.2
at Duke	12/03/2023	*	26:01	3-7	.429	2-4	.500	4-6	.667	1 0 1	3.3	0	1	3	0	0	12	13.0
Morgan St.	12/06/2023	*	22:47	4-6	.667	2-4	.500	2-2	1.000	0 1 1	3.0	0	5	1	0	1	12	12.9
vs Utah	12/10/2023	*	35:02	6-11	.545	3-7	.429	0-0	.000	0 3 3	3.0	2	2	3	0	3	15	13.1
Presbyterian	12/16/2023	*	23:20	2-6	.333	2-4	.500	0-0	.000	0 2 2	2.9	0	6	1	0	2	6	12.3
at Bowling Green	12/19/2023	*	25:52	4-6	.667	4-6	.667	0-0	.000	0 4 4	3.0	0	6	0	0	1	12	12.3
at East Carolina	12/30/2023	*	18:53	3-7	.429	3-5	.600	0-0	.000	0 1 1	2.8	0	2	2	0	1	9	12.0
at Florida	01/04/2024	*	22:10	6-8	.750	4-5	.800	1-1	1.000	0 3 3	2.8	1	4	4	0	1	17	12.4
Mississippi St.	01/07/2024	*	29:30	5-9	.556	2-4	.500	0-0	.000	0 3 3	2.8	0	5	2	0	2	12	12.4
at Missouri	01/11/2024	*	30:48	6-10	.600	3-4	.750	0-0	.000	1 5 6	3.1	1	3	0	1	1	15	12.6
Kentucky	01/15/2024	*	24:40	4-5	.800	2-3	.667	4-4	1.000	0 3 3	3.1	0	5	3	0	1	14	12.7
at Texas A&M	01/21/2024	*	27:11	4-7	.571	1-3	.333	1-1	1.000	0 1 1	2.9	0	5	1	0	0	10	12.5
at LSU	01/25/2024	*	38:37	4-12	.333	2-7	.286	2-2	1.000	0 0 0	2.8	1	6	2	0	0	12	12.5
Totals			17 459:15	76-145	.524	45-84	.536	15-18	.833	4 43 47	2.8	8	70	29	2	18	212	12.5

CAREER STATS

SEASON	TEAM	GP-GS	MIN/AVG	FG-FGA	FG%	3FG-3FGA	3FG%	FT-FTA	FT%	OFF DEF TOT	AVG	PF-FO	A	TO	BLK	STL	PTS	AVG
2020-21	Oregon	19-19	540/28.4	78-180	.433	30-76	.395	8-10	.800	14 47 61	3.2	27-0	84	35	5	27	194	10.2
2021-22	Oregon	23-22	752/32.7	118-305	.387	36-120	.300	40-46	.870	21 71 92	4.0	29-0	76	46	3	25	312	13.6
2022-23	Oregon	35-35	1139/32.5	166-377	.440	81-191	.424	44-50	.880	38 110 148	4.2	36-0	117	64	11	45	457	13.1
2023-24	USC	17-17	459/27.0	76-145	.524	45-84	.536	15-18	.833	4 43 47	2.8	8-0	70	29	2	18	212	12.5
TOTAL FOR USC		17-17	459/27.0	76-145	.524	45-84	.536	15-18	.833	4 43 47	2.8	8-0	70	29	2	18	212	12.5
TOTAL		94-93	2890/30.7	438-1007	.435	192-471	.408	107-124	.863	77 271 348	3.7	100-0	347	174	21	115	1175	12.5

35 SAKIMA WALKER

6-5 • Sr. • Center • Columbus, Ohio
Major: Services Management



Full Bio



Awards

At Northwest Florida State
NJCAA D1 Player of the Year (2023)
NJCAA Tournament MVP (2023)

High School

OHSBCA Player of the Year (2020)

Miscellaneous

	Season	Career	Record
10+ Points	2	7*	6-1
Tm-High Points	0	1*	1-0
Tm-High Rebs.	0	1*	1-0

Career Highs

Pts.....13 vs. Wagner, 12/18/21*
 FG.....5, 4x, last vs. Wagner, 12/18/21*
 FGA.....10 at Penn State, 12/9/21*
 FT.....4 vs. Presbyterian, 12/16/23
 FTA.....5 vs. Central Connecticut St., 12/14/21*
 Reb.....8 vs. Sacred Heart, 12/20/20*
 Off Reb.....4 vs. Central Connecticut St., 12/14/21*
 Blk.....3 vs. Hampton, 12/18/20*
 Stl.....3, 3x, last vs. Central Connecticut St., 12/14/21*
 Asst.....2 vs. Hampton, 12/18/20*
 Min.....24 at Penn State, 12/9/21*

* indicates occurred at least once at previous NCAA Div. I school

SEC Career Highs

Pts.....4 at Texas A&M, 1/21/24
 FG.....2, at Texas A&M, 1/21/24
 FGA.....2, 2x, last at Texas A&M, 1/21/24
 FT.....
 FTA.....
 Reb.....2 at Florida, 1/4/24
 Off Reb.....1 at Florida, 1/4/24
 Blk.....1 vs. Mississippi State, 1/7/24
 Stl.....
 Asst.....
 Min.....10 vs. Kentucky, 1/15/24

Career Notables

- Led Northwest Florida State to 2023 NJCAA National Championship and picked up NJCAA D1 Player of the Year honors in her lone season there after transferring from Rutgers
- Ranked the No. 7 post player in the Class of 2020
- Led Africentric Early College to back-to-back Division III Ohio State Championships (2019, 2020)

Season Highlights

- Has played in 16 games this season, including four SEC contests, averaging 8.2 minutes
- Tallied a new SEC career-high four points going a perfect 2-for-2 at Texas A&M (Jan. 21) in five minutes on the floor
- Played an SEC career-high 10 minutes against Kentucky (Jan. 15)
- Knocked down her first bucket in SEC play against Mississippi State (Jan. 7) in addition to a block in just over three minutes on the court
- Had a Gamecock career game in just 11 minutes against Presbyterian (Dec. 16) with all 12 of her points coming in the fourth quarter
- Scored double-figures for the first time as a Gamecock with 10 points against Clemson (Nov. 16) on a perfect 4-of-4 from the field and 2-of-2 from the free throw line
- Made her Gamecock debut with nine minutes in Paris against #10/10 Notre Dame

2023-24 GAME-BY-GAME

Opponent	Date	GS	MIN	FG-FGA	PCT	3FG-3FGA	3FG%	FT-FTA	FT%	OFF	DEF	TOT	AVG	PF	A	TO	BLK	STL	PTS	AVG	
vs Notre Dame	11/06/2023		08:35	0-1	.000	0-0	.000	0-0	.000	0	1	1	1.0	1	0	2	0	0	0	0.0	
Maryland	11/12/2023		03:46	0-0	.000	0-0	.000	3-4	.750	1	0	1	1.0	0	0	0	0	0	3	1.5	
Clemson	11/16/2023		15:29	4-4	1.000	0-0	.000	2-2	1.000	1	5	6	2.7	3	0	0	1	0	10	4.3	
South Dakota St.	11/20/2023		07:38	0-0	.000	0-0	.000	0-0	.000	0	1	1	2.3	0	0	0	1	1	0	3.3	
Mississippi Val.	11/24/2023		10:46	1-1	1.000	0-0	.000	2-2	1.000	1	4	5	2.8	0	0	0	0	0	4	3.4	
at North Carolina	11/30/2023		04:29	0-1	.000	0-0	.000	0-0	.000	0	0	0	2.3	1	0	1	0	0	0	2.8	
at Duke	12/03/2023		02:23	0-1	.000	0-0	.000	0-0	.000	0	0	0	2.0	1	0	1	0	0	0	2.4	
Morgan St.	12/06/2023	*	15:19	0-0	.000	0-0	.000	0-0	.000	0	1	1	1.9	1	0	0	1	0	0	2.1	
vs Utah	12/10/2023		03:08	1-1	1.000	0-0	.000	0-0	.000	1	0	1	1.8	1	0	1	0	0	2	2.1	
Presbyterian	12/16/2023		11:22	4-6	.667	0-0	.000	4-4	1.000	1	0	1	1.7	0	0	0	1	2	12	3.1	
at Bowling Green	12/19/2023		13:50	0-2	.000	0-0	.000	2-2	1.000	0	0	0	1.5	1	0	1	0	1	2	3.0	
at East Carolina	12/30/2023		10:38	0-2	.000	0-0	.000	0-2	.000	0	3	3	1.7	2	0	0	1	0	0	2.8	
at Florida	01/04/2024		03:32	0-2	.000	0-0	.000	0-0	.000	1	1	2	1.7	0	0	1	0	0	0	2.5	
Mississippi St.	01/07/2024		03:49	1-2	.500	0-0	.000	0-0	.000	0	0	0	1.6	0	0	1	1	0	2	2.5	
Kentucky	01/15/2024		10:00	0-1	.000	0-0	.000	0-0	.000	0	1	1	1.5	0	0	1	0	0	0	2.3	
at Texas A&M	01/21/2024		05:41	2-2	1.000	0-0	.000	0-0	.000	0	0	0	1.4	2	0	0	0	0	4	2.4	
Totals			1	130:25	13-26	.500	0-0	.000	13-16	.813	6	17	23	1.4	13	0	9	6	4	39	2.4

CAREER STATS

SEASON	TEAM	GP-GS	MIN/AVG	FG-FGA	FG%	3FG-3FGA	3FG%	FT-FTA	FT%	OFF	DEF	TOT	AVG	PF-FO	A	TO	BLK	STL	PTS	AVG
2020-21	RU	15-0	144/9.6	20-27	.741	0-0	.000	9-13	.692	14	17	31	2.1	16-0	4	16	5	4	49	3.3
2021-22	RU	17-2	199/11.7	35-71	.493	0-0	.000	10-21	.476	17	31	48	2.8	10-0	2	14	9	14	80	4.7
2023-24	USC	16-1	130/8.2	13-26	.500	0-0	.000	13-16	.813	6	17	23	1.4	13-0	0	9	6	4	39	2.4
TOTAL FOR USC		16-1	130/8.2	13-26	.500	0-0	.000	13-16	.813	6	17	23	1.4	13-0	0	9	6	4	39	2.4
TOTAL		48-3	474/9.9	68-124	.548	0-0	.000	32-50	.640	37	65	102	2.1	39-0	6	39	20	22	168	3.5

2

ASHLYN WATKINS

6-3 • So. • Forward • Columbia, S.C.
Major: Mathematics



Full Bio



Awards

High School

McDonald's All-America (2022)

South Carolina Gatorade Player of the Year (2022)

INSTAGRAM: @aashlyn__ • X: @Ashlyn2W

Career Notables

- Part of team that won SEC regular-season and tournament titles and advanced to the NCAA Final Four (2023)
- Became first Gamecock in program history to dunk with her fourth-quarter slam at Clemson (Nov. 17, 2022)
- Ranked No.4 post player and No. 12 player overall in Class of 2022
- McDonald's All-America and winner of the event's dunk contest (2022); SC Gatorade Player of the Year (2022)
- Helped Cardinal Newman to four straight SCISA Class 3A state championships (2019-22), also helping volleyball team to state title in 2020 and runner-up finish in 2021

Season Highlights

- Ranks 10th in the nation in blocks per game (2.7, 2nd in SEC) ... is 16th in the SEC in rebounds per game
- Threw down the program's first dunk in Colonial Life Arena, second in program history, against Kentucky (Jan. 15) as part of her eighth double-figure scoring game
- Was solid on both sides of the ball at Missouri (Jan. 11) with good perimeter defense and timely points
- Led the team with three blocks against Mississippi State (Jan. 7), finishing just shy of a double-double with nine points and 10 boards in a new career-high 27 minutes
- Played a season-high 26 minutes at Florida (Jan. 4) with steady production offensively and on the glass while matching her career high with six blocks
- Blocked a career-best six shots against Presbyterian (Dec. 16) to help tie the program's team record for blocks in a game (17)
- Scored three of her eight points against #11/7 Utah (Dec. 10) during an 8-0 run late in the first quarter that turned a two-point game into a nine-point halftime lead ... doubled the Gamecocks' four-point lead late in the third with a pair of putbacks on back-to-back possessions ... blocked a shot midway through the fourth to preserve the Gamecocks' three-point lead
- Capped her 10-point outing at #24/24 North Carolina (Nov. 30) with a pair of free throws with 14 seconds left to clinch the victory ... opened the fourth with back-to-back buckets after the Tar Heels had closed within two points
- Kept the pressure on #14/11 Maryland (Nov. 12) with 11 points and six boards in the second half
- Blocked four shots in the second half to help hold off #10/10 Notre Dame (Nov. 6) in the season opener in Paris against #10/10 Notre Dame (Nov. 6)

Miscellaneous

	Season	Career	Record
Double-Doubles	3	5	5-0
10+ Points	8	15	15-0
10+ Rebounds	4	6	6-0
5+ Blocks	3	3	3-0
Tm-High Points	0	2	2-0
Tm-High Rebounds	3	4	4-0

Career Highs

Pts	16 vs. Coastal Carolina, 12/21/22
FG	7, 3x, last vs Miss. Valley State, 11/24/23
FGA	12 vs Coastal Carolina, 12/21/22
3FG	1 at Clemson, 11/17/22
3FGA	1 at Clemson, 11/17/22
FT	5 vs. Missouri, 1/15/23
FTA	6, 3x, last at East Carolina, 12/30/23
Reb	12 vs. Presbyterian, 12/16/23
Off Reb	7 vs. Maryland, 11/12/23
Blk	6, 2x, last at Florida, 1/4/24
Stl	4 vs. South Dakota State, 11/20/23
Asst	3, 2x, last vs. Kentucky, 1/15/24
Min	30 at Missouri, 1/11/24

SEC Career Highs

Pts	13, vs. Missouri, 1/15/23
FG	5 at Missouri, 1/11/24
FGA	10 at Missouri, 1/11/24
3FG	
3FGA	
FT	5, vs. Missouri, 1/15/23
FTA	6, 2x, last vs. Florida, 2/16/23
Reb	10, 2x, last vs. Mississippi State, 1/7/24
Off Reb	6, vs. Florida, 2/16/23
Blk	6 at Florida, 1/4/24
Stl	2, 2x, last vs. Kentucky, 1/15/24
Asst	3 vs. Kentucky, 1/15/24
Min	30 at Missouri, 1/11/24

2023-24 GAME-BY-GAME

Opponent	Date	GS	MIN	FG-FGA	PCT	3FG-3FGA	PCT	FT-FTA	PCT	OFF	DEF	TOT	AVG	PF	A	TO	BLK	STL	PTS	AVG
vs Notre Dame	11/06/2023		17:49	3-4	.750	0-0	.000	1-1	1.000	1	4	5	5.0	3	2	1	4	0	7	7.0
Maryland	11/12/2023		16:39	5-10	.500	0-0	.000	3-5	.600	7	4	11	8.0	4	2	0	5	1	13	10.0
Clemson	11/16/2023		24:46	6-10	.600	0-0	.000	0-0	.000	6	4	10	8.7	0	1	0	4	1	12	10.7
South Dakota St.	11/20/2023		18:25	4-9	.444	0-0	.000	0-2	.000	2	3	5	7.8	2	3	2	3	4	8	10.0
Mississippi Val.	11/24/2023		20:29	7-8	.875	0-0	.000	0-2	.000	2	5	7	7.6	1	1	3	3	1	14	10.8
at North Carolina	11/30/2023		18:13	4-8	.500	0-0	.000	2-2	1.000	1	3	4	7.0	4	0	1	1	0	10	10.7
at Duke	12/03/2023		07:18	1-1	1.000	0-0	.000	0-2	.000	1	3	4	6.6	0	0	2	0	1	2	9.4
Morgan St.	12/06/2023		09:24	4-7	.571	0-0	.000	0-0	.000	1	3	4	6.3	1	1	0	2	3	8	9.3
vs Utah	12/10/2023		17:33	3-4	.750	0-0	.000	2-4	.500	3	3	6	6.2	3	0	1	2	0	8	9.1
Presbyterian	12/16/2023		22:15	4-7	.571	0-0	.000	2-4	.500	5	7	12	6.8	3	1	0	6	2	10	9.2
at Bowling Green	12/19/2023		17:54	4-7	.571	0-0	.000	1-2	.500	3	5	8	6.9	3	0	3	1	0	9	9.2
at East Carolina	12/30/2023		12:20	4-7	.571	0-0	.000	3-6	.500	2	3	5	6.8	5	1	1	2	0	11	9.3
at Florida	01/04/2024		25:32	3-8	.375	0-0	.000	0-0	.000	2	6	8	6.8	2	1	0	6	0	6	9.1
Mississippi St.	01/07/2024		27:22	3-8	.375	0-0	.000	3-5	.600	4	6	10	7.1	4	1	1	3	1	9	9.1
at Missouri	01/11/2024		29:57	5-10	.500	0-0	.000	0-0	.000	2	4	6	7.0	2	1	0	2	1	10	9.1
Kentucky	01/15/2024		18:18	4-6	.667	0-0	.000	2-2	1.000	2	6	8	7.1	0	3	1	2	2	10	9.2
at Texas A&M	01/21/2024		15:15	1-3	.333	0-0	.000	2-2	1.000	0	6	6	7.0	5	2	3	1	0	4	8.9
at LSU	01/25/2024		12:02	1-1	1.000	0-0	.000	0-0	.000	0	1	1	6.7	3	0	1	1	0	2	8.5
Totals		0	331:31	66-118	.559	0-0	.000	21-39	.538	44	76	120	6.7	45	20	20	48	17	153	8.5

CAREER STATS

SEASON	TEAM	GP-GS	MIN/AVG	Field Goals	3-Point	F-Throws	Rebounds	Scoring												
				FG-FGA	FG%	3FG-3FGA	3FG%	FT-FTA	FT%	OFF	DEF	TOT	AVG	PF-FO	A	TO	BLK	STL	PTS	AVG
2022-23	USC	32-0	342/10.7	67-119	.563	1-3	.333	23-49	.469	41	58	99	3.1	31-0	14	28	25	22	158	4.9
2023-24	USC	18-0	332/18.4	66-118	.559	0-0	.000	21-39	.538	44	76	120	6.7	45-2	20	20	48	17	153	8.5
TOTAL	50-0	673/13.5	133-237	.561	1-3	.333	44-88	.500	85	134	219	4.4	76-2	34	48	73	39	311	6.2	



Official Basketball Box Score - Final
Notre Dame at South Carolina
11/06/23 Hale Georges Center arena, Paris,
2023-24 Women's Basketball

Game Time: 1:00 PM
Game Duration: 2:03
Attendance: 3,203

Officials: Gina Cross, Maj Forsberg, Angelica Suffren

Table with columns: NO. Name, Min, FG, 3P, FT, Rebounds, Fouls, TP, AS, TO, ST, Blocks, +/-

Shooting By Period table with columns: 1st, 2nd, 3rd, 4th, GM FG%, 3PT%, FT%

Table with columns: NO. Name, Min, FG, 3P, FT, Rebounds, Fouls, TP, AS, TO, ST, Blocks, +/-

Shooting By Period table with columns: 1st, 2nd, 3rd, 4th, GM FG%, 3PT%, FT%

Summary table with columns: UND, USC, Points from Turnovers, Paint, Second Chance, Fast Breaks, Bench



Official Basketball Box Score - Final
Maryland at South Carolina
11/12/23 Colonial Life Arena, Columbia,
2023-24 Women's Basketball

Game Time: 1:00 PM
Game Duration: 1:52
Attendance: 16,007

Officials: Kevin Penhale, Brian Hall, Natasha Curry

Table with columns: NO. Name, Min, FG, 3P, FT, Rebounds, Fouls, TP, AS, TO, ST, Blocks, +/-

Shooting By Period table with columns: 1st, 2nd, 3rd, 4th, GM FG%, 3PT%, FT%

Table with columns: NO. Name, Min, FG, 3P, FT, Rebounds, Fouls, TP, AS, TO, ST, Blocks, +/-

Shooting By Period table with columns: 1st, 2nd, 3rd, 4th, GM FG%, 3PT%, FT%

Summary table with columns: MAR, USC, Points from Turnovers, Paint, Second Chance, Fast Breaks, Bench



Official Basketball Box Score - Final
Clemson at South Carolina
11/16/23 Colonial Life Arena, Columbia,
2023-24 Women's Basketball

Game Time: 7:00 PM
Game Duration: 1:46
Attendance: 16,820

Officials: Roy Gubeyan, Denise Brooks, Tori Pallo

Table with columns: NO. Name, Min, FG, 3P, FT, Rebounds, Fouls, TP, AS, TO, ST, Blocks, +/-

Shooting By Period table with columns: 1st, 2nd, 3rd, 4th, GM FG%, 3PT%, FT%

Table with columns: NO. Name, Min, FG, 3P, FT, Rebounds, Fouls, TP, AS, TO, ST, Blocks, +/-

Shooting By Period table with columns: 1st, 2nd, 3rd, 4th, GM FG%, 3PT%, FT%

Summary table with columns: CLE, USC, Points from Turnovers, Paint, Second Chance, Fast Breaks, Bench



Official Basketball Box Score - Final
South Dakota St. at South Carolina
11/20/23 Colonial Life Arena, Columbia,
2023-24 Women's Basketball

Game Time: 7:00 PM
Game Duration: 1:40
Attendance: 14,799

Officials: Angelica Suffren, Puulani Spurlock-Welsh, Cameron Inouye

Table with columns: NO. Name, Min, FG, 3P, FT, Rebounds, Fouls, TP, AS, TO, ST, Blocks, +/-

Shooting By Period table with columns: 1st, 2nd, 3rd, 4th, GM FG%, 3PT%, FT%

Table with columns: NO. Name, Min, FG, 3P, FT, Rebounds, Fouls, TP, AS, TO, ST, Blocks, +/-

Shooting By Period table with columns: 1st, 2nd, 3rd, 4th, GM FG%, 3PT%, FT%

Summary table with columns: SDS, USC, Points from Turnovers, Paint, Second Chance, Fast Breaks, Bench



Official Basketball Box Score - Final
Mississippi Val. at South Carolina
11/24/23 Colonial Life Arena, Columbia
2023-24 Women's Basketball

Game Time: 1:00 PM
Game Duration: 1:48
Attendance: 14,558

Officials: Katie Lukanich, Charles Watson, Sarah Williams

Table with columns: NO., Name, Min, FG, 3P, FT, Rebounds, Fouls, TP, AS, TO, ST, Blocks, +/-, Shooting By Period (1st-4th FG, 3PT, FT), Team, Totals.

Table with columns: NO., Name, Min, FG, 3P, FT, Rebounds, Fouls, TP, AS, TO, ST, Blocks, +/-, Shooting By Period (1st-4th FG, 3PT, FT), Team, Totals.

Summary table with columns: MVS, USC, Points from Turnovers, Paint, Second Chance, Fast Breaks, Bench, Period by Period Scoring (1st-4th TOT).



Official Basketball Box Score - Final
South Carolina at North Carolina
11/30/23 Carmichael Arena, Chapel Hill
2023-24 Women's Basketball

Game Time: 7:00 PM
Game Duration: 2:11
Attendance: 6,319

Officials: Dee Kanter, Denise Brooks, Fatou Cissoko-Shepkins

Table with columns: NO., Name, Min, FG, 3P, FT, Rebounds, Fouls, TP, AS, TO, ST, Blocks, +/-, Shooting By Period (1st-4th FG, 3PT, FT), Team, Totals.

Table with columns: NO., Name, Min, FG, 3P, FT, Rebounds, Fouls, TP, AS, TO, ST, Blocks, +/-, Shooting By Period (1st-4th FG, 3PT, FT), Team, Totals.

Summary table with columns: USC, UNC, Points from Turnovers, Paint, Second Chance, Fast Breaks, Bench, Period by Period Scoring (1st-4th TOT).



Official Basketball Box Score - Final
South Carolina at Duke
12/09/23 Cameron Indoor Stadium, Durham
2023-24 Women's Basketball

Game Time: 1:00 PM
Game Duration: 1:51
Attendance: 5,607

Officials: Joseph Vaszily, Katie Lukanich, Billy Smith

Table with columns: NO., Name, Min, FG, 3P, FT, Rebounds, Fouls, TP, AS, TO, ST, Blocks, +/-, Shooting By Period (1st-4th FG, 3PT, FT), Team, Totals.

Table with columns: NO., Name, Min, FG, 3P, FT, Rebounds, Fouls, TP, AS, TO, ST, Blocks, +/-, Shooting By Period (1st-4th FG, 3PT, FT), Team, Totals.

Summary table with columns: SC, DU, Points from Turnovers, Paint, Second Chance, Fast Breaks, Bench, Period by Period Scoring (1st-4th TOT).



Official Basketball Box Score - Final
Morgan St. at South Carolina
12/06/23 Colonial Life Arena, Columbia
2023-24 Women's Basketball

Game Time: 7:00 PM
Game Duration: 1:41
Attendance: 16,181

Officials: Denise Brooks, Carla Fountain, Nicole Brannon

Table with columns: NO., Name, Min, FG, 3P, FT, Rebounds, Fouls, TP, AS, TO, ST, Blocks, +/-, Shooting By Period (1st-4th FG, 3PT, FT), Team, Totals.

Table with columns: NO., Name, Min, FG, 3P, FT, Rebounds, Fouls, TP, AS, TO, ST, Blocks, +/-, Shooting By Period (1st-4th FG, 3PT, FT), Team, Totals.

Summary table with columns: MSU, USC, Points from Turnovers, Paint, Second Chance, Fast Breaks, Bench, Period by Period Scoring (1st-4th TOT).



Official Basketball Box Score - Final
Utah at South Carolina
12/10/23 Morgan Sun Arena, UNC-Asheville
2023-24 Women's Basketball

Game Time: 2:30 PM
Game Duration: 1:53

Officials: Puanani Spurlock-Welch, Tyler Trimble, Mark Resch

Utah - 69 Record: 8-2. Table with columns: NO. Name, Min, FG, 3P, FT, Rebounds, Fouls, TP, AS, TO, ST, Blocks, +/-.

Shooting By Period. Table with columns: 1st, 2nd, 3rd, 4th, GM FG%, FT%, 3PT%.

Technical Fouls:NONE

Dead Ball Rebounds: 1.0

South Carolina - 78 Record: 9-0. Table with columns: NO. Name, Min, FG, 3P, FT, Rebounds, Fouls, TP, AS, TO, ST, Blocks, +/-.

Shooting By Period. Table with columns: 1st, 2nd, 3rd, 4th, GM FG%, FT%, 3PT%.

Technical Fouls:NONE

Dead Ball Rebounds: 2.0

Summary table with columns: Biggest lead, Best Scoring Run, Lead Changes, Times Tied, Time with Lead.



Official Basketball Box Score - Final
Presbyterian at South Carolina
12/16/23 Colonial Life Arena, Columbia
2023-24 Women's Basketball

Game Time: 1:00 PM
Game Duration: 1:58
Attendance: 15,176

Officials: Felicia Griner, Ryan Durham, Leah Laine

Presbyterian - 29 Record: 8-4. Table with columns: NO. Name, Min, FG, 3P, FT, Rebounds, Fouls, TP, AS, TO, ST, Blocks, +/-.

Shooting By Period. Table with columns: 1st, 2nd, 3rd, 4th, GM FG%, FT%, 3PT%.

Technical Fouls:NONE

Dead Ball Rebounds: 4.2

South Carolina - 99 Record: 10-0. Table with columns: NO. Name, Min, FG, 3P, FT, Rebounds, Fouls, TP, AS, TO, ST, Blocks, +/-.

Shooting By Period. Table with columns: 1st, 2nd, 3rd, 4th, GM FG%, FT%, 3PT%.

Technical Fouls:NONE

Dead Ball Rebounds: 6.0

Summary table with columns: Biggest lead, Best Scoring Run, Lead Changes, Times Tied, Time with Lead.



Official Basketball Box Score - Final
South Carolina at Bowling Green
12/19/23 Stron Center, Bowling Green
2023-24 Women's Basketball

Game Time: 7:00 PM
Game Duration: 1:48
Attendance: 4,195

Officials: Michael McConnell, Nykisha Thompson, Michele Del Duco

South Carolina - 93 Record: 11-0. Table with columns: NO. Name, Min, FG, 3P, FT, Rebounds, Fouls, TP, AS, TO, ST, Blocks, +/-.

Shooting By Period. Table with columns: 1st, 2nd, 3rd, 4th, GM FG%, FT%, 3PT%.

Technical Fouls:NONE

Dead Ball Rebounds: 1.0

Bowling Green - 62 Record: 6-3. Table with columns: NO. Name, Min, FG, 3P, FT, Rebounds, Fouls, TP, AS, TO, ST, Blocks, +/-.

Shooting By Period. Table with columns: 1st, 2nd, 3rd, 4th, GM FG%, FT%, 3PT%.

Technical Fouls:NONE

Dead Ball Rebounds: 3.0

Summary table with columns: Biggest lead, Best Scoring Run, Lead Changes, Times Tied, Time with Lead.



Official Basketball Box Score - Final
South Carolina at East Carolina
12/30/23 Mirges Coliseum, Greenville
2023-24 Women's Basketball

Game Time: 12:00 PM
Game Duration: 2:05
Attendance: 5,717

Officials: Puanani Spurlock-Welch, Carla Fountain, John Caporino

South Carolina - 73 Record: 12-0. Table with columns: NO. Name, Min, FG, 3P, FT, Rebounds, Fouls, TP, AS, TO, ST, Blocks, +/-.

Shooting By Period. Table with columns: 1st, 2nd, 3rd, 4th, GM FG%, FT%, 3PT%.

Technical Fouls:NONE

Dead Ball Rebounds: 8.2

East Carolina - 36 Record: 7-4. Table with columns: NO. Name, Min, FG, 3P, FT, Rebounds, Fouls, TP, AS, TO, ST, Blocks, +/-.

Shooting By Period. Table with columns: 1st, 2nd, 3rd, 4th, GM FG%, FT%, 3PT%.

Technical Fouls:NONE

Dead Ball Rebounds: 9.0

Summary table with columns: Biggest lead, Best Scoring Run, Lead Changes, Times Tied, Time with Lead.



Official Basketball Box Score - Final
South Carolina at Florida
01/04/24 Exactech Arena at Stephen C. O'Connell Center, Gainesville
2023-24 Women's Basketball

South Carolina - 89
Record: 13-0 (1-0)
Table with columns: NO. Name, Min, FG, 3P, FT, Rebounds, Fouls, TP, AS, TO, ST, Blocks, +/-

Florida - 66
Record: 9-4 (0-1)
Table with columns: NO. Name, Min, FG, 3P, FT, Rebounds, Fouls, TP, AS, TO, ST, Blocks, +/-

Summary statistics for South Carolina vs Florida including Points from Turnovers, Paint, Second Chance, Fast Breaks, and Bench.



Official Basketball Box Score - Final
Mississippi St. at South Carolina
01/07/24 Colonial Life Arena, Columbia
2023-24 Women's Basketball

Mississippi St. - 66
Record: 13-4 (0-2)
Table with columns: NO. Name, Min, FG, 3P, FT, Rebounds, Fouls, TP, AS, TO, ST, Blocks, +/-

South Carolina - 85
Record: 14-0 (2-0)
Table with columns: NO. Name, Min, FG, 3P, FT, Rebounds, Fouls, TP, AS, TO, ST, Blocks, +/-

Summary statistics for Mississippi St. vs South Carolina including Points from Turnovers, Paint, Second Chance, Fast Breaks, and Bench.



Official Basketball Box Score - Final
South Carolina at Kentucky
01/11/24 Mizou Arena, Columbia
2023-24 Women's Basketball

South Carolina - 81
Record: 15-0 (3-0)
Table with columns: NO. Name, Min, FG, 3P, FT, Rebounds, Fouls, TP, AS, TO, ST, Blocks, +/-

Missouri - 57
Record: 9-7 (0-3)
Table with columns: NO. Name, Min, FG, 3P, FT, Rebounds, Fouls, TP, AS, TO, ST, Blocks, +/-

Summary statistics for South Carolina vs Missouri including Points from Turnovers, Paint, Second Chance, Fast Breaks, and Bench.



Official Basketball Box Score - Final
Kentucky at South Carolina
01/15/24 Colonial Life Arena, Columbia
2023-24 South Carolina Women's Basketball

Kentucky - 38
Record: 8-10 (1-3)
Table with columns: NO. Name, Min, FG, 3P, FT, Rebounds, Fouls, TP, AS, TO, ST, Blocks, +/-

South Carolina - 98
Record: 16-0 (4-0)
Table with columns: NO. Name, Min, FG, 3P, FT, Rebounds, Fouls, TP, AS, TO, ST, Blocks, +/-

Summary statistics for Kentucky vs South Carolina including Points from Turnovers, Paint, Second Chance, Fast Breaks, and Bench.



Official Basketball Box Score - Final
South Carolina at Texas A&M
01/21/24 Reed Arena, Bryan College Station
2023-24 Women's Basketball

Game Time: 4:00 PM
Game Duration: 1:49
Attendance: 5,924

Officials: Kevin Pethel, Talisa Green, Margaret Tiesan

South Carolina - 99

Record: 17-0 (5-0)

Box score table for South Carolina vs Texas A&M. Columns include NO., Name, Min, FG, 3P, FT, Rebounds, Fouls, TP, AS, TO, ST, Blocks, +/-.

Shooting By Period table for South Carolina. Columns include 1st, 2nd, 3rd, 4th FG%, 3PT%, FT%, GM FG%, 3PT%, FT%.

Technical Fouls: Team 4th 5:28

Dead Ball Rebounds: 1-0

Texas A&M - 64

Record: 14-4 (2-3)

Box score table for Texas A&M vs South Carolina. Columns include NO., Name, Min, FG, 3P, FT, Rebounds, Fouls, TP, AS, TO, ST, Blocks, +/-.

Shooting By Period table for Texas A&M. Columns include 1st, 2nd, 3rd, 4th FG%, 3PT%, FT%, GM FG%, 3PT%, FT%.

Technical Fouls: NONE

Dead Ball Rebounds: 2-0

Summary table for USC vs TAMU. Columns include USC, TAMU, Biggest lead, Best Scoring Run, Lead Changes, Times Tied, Time with Lead.

Summary table for USC vs TAMU. Columns include Points from Turnovers, Paint, Second Chance, Fast Breaks, Bench.

Summary table for USC vs TAMU. Columns include Period by Period Scoring (1st, 2nd, 3rd, 4th, TOT).



Official Basketball Box Score - Final
South Carolina at LSU
01/25/24 Maravich Assembly Center, Baton Rouge
2023-24 Women's Basketball

Game Time: 7:00 PM
Game Duration: 1:56
Attendance: 13,205

Officials: Gina Cross, Roy Gubeyan, Timothy Green

South Carolina - 76

Record: 18-0 (6-0)

Box score table for South Carolina vs LSU. Columns include NO., Name, Min, FG, 3P, FT, Rebounds, Fouls, TP, AS, TO, ST, Blocks, +/-.

Shooting By Period table for South Carolina. Columns include 1st, 2nd, 3rd, 4th FG%, 3PT%, FT%, GM FG%, 3PT%, FT%.

Technical Fouls: NONE

Dead Ball Rebounds: 4-0

LSU - 70

Record: 18-3 (5-2)

Box score table for LSU vs South Carolina. Columns include NO., Name, Min, FG, 3P, FT, Rebounds, Fouls, TP, AS, TO, ST, Blocks, +/-.

Shooting By Period table for LSU. Columns include 1st, 2nd, 3rd, 4th FG%, 3PT%, FT%, GM FG%, 3PT%, FT%.

Technical Fouls: NONE

Dead Ball Rebounds: 2-0

Summary table for SC vs LSU. Columns include SC, LSU, Biggest lead, Best Scoring Run, Lead Changes, Times Tied, Time with Lead.

Summary table for SC vs LSU. Columns include Points from Turnovers, Paint, Second Chance, Fast Breaks, Bench.

Summary table for SC vs LSU. Columns include Period by Period Scoring (1st, 2nd, 3rd, 4th, TOT).



**2023-24 South Carolina Women's Basketball
Team Game-by-Game
All games**

Page 1/1
as of Jan 26, 2024

Opponent	Date	Score	W	Total		3-Pointers		Free throws		Rebounds				PF	A	TO	BLK	STL	PTS	AVG
				FG-FGA	PCT	3FG-3FGA	PCT	FT-FTA	PCT	OFF	DEF	TOT	AVG							
vs Notre Dame	11/06/2023	100-71	W	43-79	.544	5-16	.313	9-13	.692	16	31	47	47.0	18	29	14	11	12	100	100.0
Maryland	11/12/2023	114-76	W	43-83	.518	12-24	.500	16-25	.640	19	34	53	50.0	20	30	10	11	9	114	107.0
Clemson	11/16/2023	109-40	W	44-83	.530	10-26	.385	11-20	.550	25	48	73	57.7	16	30	13	9	11	109	107.7
South Dakota St.	11/20/2023	78-38	W	34-79	.430	0-12	.000	10-18	.556	21	31	52	56.3	7	16	7	16	15	78	100.3
Mississippi Val.	11/24/2023	101-19	W	41-75	.547	5-20	.250	14-22	.636	17	49	66	58.2	9	27	15	15	9	101	100.4
at North Carolina	11/30/2023	65-58	W	22-56	.393	6-11	.545	15-22	.682	6	33	39	55.0	20	8	13	7	6	65	94.5
at Duke	12/03/2023	77-61	W	26-52	.500	9-15	.600	16-23	.696	13	32	45	53.6	6	12	20	3	7	77	92.0
Morgan St.	12/06/2023	104-38	W	41-60	.683	9-16	.563	13-17	.765	9	38	47	52.8	9	26	16	7	11	104	93.5
vs Utah	12/10/2023	78-69	W	30-55	.545	6-16	.375	12-18	.667	9	28	37	51.0	19	13	23	7	6	78	91.8
Presbyterian	12/16/2023	99-29	W	38-73	.521	10-22	.455	13-21	.619	19	36	55	51.4	6	21	8	17	14	99	92.5
at Bowling Green	12/19/2023	93-62	W	37-63	.587	9-16	.563	10-13	.769	8	28	36	50.0	18	21	12	4	10	93	92.5
at East Carolina	12/30/2023	73-36	W	25-61	.410	5-13	.385	18-34	.529	17	41	58	50.7	18	17	11	8	6	73	90.9
at Florida	01/04/2024	89-66	W	35-70	.500	6-15	.400	13-15	.867	11	40	51	50.7	13	14	18	9	8	89	90.8
Mississippi St.	01/07/2024	85-66	W	32-68	.471	6-12	.500	15-20	.750	16	28	44	50.2	12	17	11	6	8	85	90.4
at Missouri	01/11/2024	81-57	W	33-64	.516	8-15	.533	7-8	.875	8	29	37	49.3	13	12	11	7	7	81	89.7
Kentucky	01/15/2024	98-36	W	40-68	.588	10-17	.588	8-12	.667	12	33	45	49.1	9	22	14	8	14	98	90.3
at Texas A&M	01/21/2024	99-64	W	39-58	.672	7-13	.538	14-17	.824	6	36	42	48.6	21	24	14	7	4	99	90.8
at LSU	01/25/2024	76-70	W	31-65	.477	7-20	.350	7-13	.538	12	27	39	48.1	11	15	12	4	6	76	89.9
Total		1619		634-1212	.523	130-299	.435	221-331	.668	244	622	866	48.1	245	354	242	156	163	1619	89.9
Opponents		956		361-1194	.302	97-371	.261	137-219	.626	234	372	606	33.7	306	180	294	49	123	956	53.1

South Carolina Averages

Games Played	Points/game	FG Pct	3FG Pct	FT Pct	Rebounds/game	Assists/game	Turnovers/game	Assist/Turnover ratio	Steals/game	Blocks/game
18	89.9	52.3	43.5	66.8	48.1	19.7	13.4	1.5	9.1	8.7



**2023-24 South Carolina Women's Basketball
Opponents Game-by-Game
All games**

Page 1/1
as of Jan 26, 2024

Opponent	Date	Score	W	Total		3-Pointers		Free throws		Rebounds				PF	A	TO	BLK	STL	PTS	AVG
				FG-FGA	PCT	3FG-3FGA	PCT	FT-FTA	PCT	OFF	DEF	TOT	AVG							
vs Notre Dame	11/06/2023	100-71	W	25-76	.329	6-20	.300	15-21	.714	21	23	44	44.0	19	12	18	4	9	71	71.0
Maryland	11/12/2023	114-76	W	29-71	.408	10-22	.455	8-12	.667	11	22	33	38.5	22	15	15	1	4	76	73.5
Clemson	11/16/2023	109-40	W	16-72	.222	3-28	.107	5-11	.455	11	16	27	34.7	12	7	16	1	7	40	62.3
South Dakota St.	11/20/2023	78-38	W	17-62	.274	2-13	.154	2-4	.500	13	26	39	35.8	15	5	21	2	3	38	56.3
Mississippi Val.	11/24/2023	101-19	W	8-67	.119	1-19	.053	2-8	.250	12	21	33	35.2	19	4	19	3	6	19	48.8
at North Carolina	11/30/2023	65-58	W	21-67	.313	4-21	.190	12-17	.706	15	30	45	36.8	25	12	14	7	5	58	50.3
at Duke	12/03/2023	77-61	W	24-65	.369	11-23	.478	2-2	1.000	7	17	24	35.0	19	14	16	8	11	61	51.9
Morgan St.	12/06/2023	104-38	W	12-59	.203	3-17	.176	11-13	.846	10	11	21	33.3	12	6	19	0	11	38	50.1
vs Utah	12/10/2023	78-69	W	28-62	.452	5-20	.250	8-11	.727	8	20	28	32.7	22	13	17	1	11	69	52.2
Presbyterian	12/16/2023	99-29	W	10-64	.156	4-17	.235	5-8	.625	17	16	33	32.7	13	4	23	0	3	29	49.9
at Bowling Green	12/19/2023	93-62	W	20-55	.364	11-29	.379	11-16	.688	9	20	29	32.4	12	16	15	1	6	62	51.0
at East Carolina	12/30/2023	73-36	W	13-67	.194	2-12	.167	8-21	.381	15	27	42	33.2	23	3	13	2	8	36	49.8
at Florida	01/04/2024	89-66	W	26-79	.329	7-28	.250	7-12	.583	14	24	38	33.5	14	11	14	1	10	66	51.0
Mississippi St.	01/07/2024	85-66	W	27-75	.360	3-19	.158	9-16	.563	22	21	43	34.2	17	10	12	3	6	66	52.1
at Missouri	01/11/2024	81-57	W	19-56	.339	10-25	.400	9-11	.818	8	22	30	33.9	15	16	17	2	2	57	52.4
Kentucky	01/15/2024	98-36	W	15-61	.246	4-18	.222	2-6	.333	14	17	31	33.8	15	7	24	5	9	36	51.4
at Texas A&M	01/21/2024	99-64	W	21-69	.304	5-22	.227	17-21	.810	14	15	29	33.5	17	8	9	1	6	64	52.1
at LSU	01/25/2024	76-70	W	30-67	.448	6-18	.333	4-9	.444	13	24	37	33.7	15	17	12	7	6	70	53.1
Total		956		361-1194	.302	97-371	.261	137-219	.626	234	372	606	33.7	306	180	294	49	123	956	53.1
South Carolina		1619		634-1212	.523	130-299	.435	221-331	.668	244	622	866	48.1	245	354	242	156	163	1619	89.9

Opponents Averages

Games Played	Points/game	FG Pct	3FG Pct	FT Pct	Rebounds/game	Assists/game	Turnovers/game	Assist/Turnover ratio	Steals/game	Blocks/game
18	53.1	30.2	26.1	62.6	33.7	10.0	16.3	0.6	6.8	2.7



2023-24 South Carolina Women's Basketball
Points-rebounds-assists
All games

Page 1/1
as of Jan 26, 2024

Opponent	Date	Score	0	2	5	10	12	20	21	23	24	25	35
vs Notre Dame	11/06/2023	100-71	14-3-6	7-5-2	1-0-2	20-15-1	17-1-6	12-4-0	7-1-2	7-3-1	4-5-2	11-2-7	0-1-0
Maryland	11/12/2023	114-76	14-0-8	13-11-2	12-7-4	12-7-2	12-1-2	8-6-1	13-10-1	12-1-2	7-1-0	8-3-8	3-1-0
Clemson	11/16/2023	109-40	14-3-1	12-10-1	DNP	15-13-4	18-9-3	6-6-1	12-2-1	8-5-1	8-4-1	6-8-17	10-6-0
South Dakota St.	11/20/2023	78-38	DNP	8-5-3	DNP	23-10-0	11-5-3	6-6-1	5-9-0	5-7-2	2-1-1	18-3-6	0-1-0
Mississippi Val.	11/24/2023	101-19	10-8-1	14-7-1	DNP	14-10-3	17-4-5	12-5-4	11-5-1	5-2-3	2-7-4	12-8-5	4-5-0
at North Carolina	11/30/2023	65-58	14-5-4	10-4-0	0-0-0	6-16-2	0-0-0	0-0-0	11-3-0	15-1-0	0-0-0	9-7-2	0-0-0
at Duke	12/03/2023	77-61	12-1-1	2-4-0	0-1-0	15-14-2	9-0-1	1-1-0	14-9-3	13-3-1	DNP	11-4-4	0-0-0
Morgan St.	12/06/2023	104-38	12-1-5	8-4-1	16-1-1	10-7-0	14-1-6	10-6-1	7-14-4	9-1-3	6-2-0	12-2-5	0-1-0
vs Utah	12/10/2023	78-69	15-3-2	8-6-0	2-0-0	17-6-1	11-2-1	3-3-1	11-7-4	7-4-0	DNP	2-2-4	2-1-0
Presbyterian	12/16/2023	99-29	6-2-6	10-12-1	13-1-3	12-9-3	18-7-4	2-2-1	11-10-2	10-3-0	5-5-1	DNP	12-1-0
at Bowling Green	12/19/2023	93-62	12-4-6	9-8-0	4-1-0	11-4-5	6-3-1	5-5-2	21-6-1	18-2-2	0-0-0	5-2-4	2-0-0
at East Carolina	12/30/2023	73-36	9-1-2	11-5-1	0-2-0	12-10-5	12-9-3	9-4-0	7-10-3	5-2-0	4-2-0	4-7-3	0-3-0
at Florida	01/04/2024	89-66	17-3-4	6-8-1	8-1-1	10-15-1	10-2-0	0-2-1	5-7-1	15-4-0	2-1-0	16-4-5	0-2-0
Mississippi St.	01/07/2024	85-66	12-3-5	9-10-1	4-1-2	13-14-6	9-1-0	0-1-0	12-4-0	15-3-1	2-2-0	7-5-2	2-0-0
at Missouri	01/11/2024	81-57	15-6-3	10-6-1	6-1-0	7-8-1	0-2-1	10-4-4	2-2-0	21-4-0	DNP	10-2-2	DNP
Kentucky	01/15/2024	98-36	14-3-5	10-8-3	11-2-0	12-11-3	14-3-1	8-2-1	9-4-0	7-4-2	2-0-1	11-3-6	0-1-0
at Texas A&M	01/21/2024	99-64	10-1-5	4-6-2	0-0-1	17-13-1	21-1-3	15-4-0	13-10-5	8-6-3	1-0-0	6-0-4	4-0-0
at LSU	01/25/2024	76-70	12-0-6	2-1-0	0-0-0	11-8-2	8-4-0	6-4-1	14-3-1	10-5-1	DNP	13-9-4	DNP

2023-24 VS. RANKED OPPONENTS



2023-24 South Carolina Women's Basketball
Combined Team Statistics
Specific games

Page 1/1
as of Jan 26, 2024

Game Records

Record	Overall	Home	Away	Neutral
ALL GAMES	5-0	1-0	2-0	2-0
CONFERENCE	1-0	0-0	1-0	0-0
NON-CONFERENCE	4-0	1-0	1-0	2-0

Score by Periods

Team	1st	2nd	3rd	4th	OT	TOT
South Carolina	95	104	113	121	0	433
Opponents	100	73	89	82	0	344

Team Box Score

No.	Player	Total			3-Point		F-Throw		Rebounds				Other Stats									
		GP-GS	MIN	AVG	FG-FGA	FG%	3FG-3FGA	3FG%	FT-FTA	FT%	OFF	DEF	TOT	AVG	PF	DQ	A	TO	BLK	STL	PTS	AVG
0	PAOPAO, Te-Hina	5-5	168:04	33.6	26-59	.441	14-32	.438	3-4	.750	0	11	11	2.2	6	0	26	9	0	8	69	13.8
10	CARDOSO, Kamilla	5-5	139:41	27.9	27-46	.587	0-0	.000	12-15	.800	12	40	52	10.4	16	1	8	11	14	4	66	13.2
21	KITTS, Chloe	5-5	99:37	19.9	20-40	.500	1-1	1.000	15-25	.600	8	16	24	4.8	7	0	8	6	3	1	56	11.2
23	HALL, Bree	5-5	148:11	29.6	19-41	.463	8-19	.421	5-5	1.000	2	12	14	2.8	5	0	4	4	5	3	51	10.2
12	FULWILEY, MiLaysia	5-0	64:24	12.9	19-34	.559	8-16	.500	2-4	.500	1	7	8	1.6	8	0	9	8	5	9	48	9.6
25	JOHNSON, Raven	5-5	156:42	31.3	17-44	.386	3-12	.250	6-10	.600	2	21	23	4.6	9	0	25	15	0	6	43	8.6
2	WATKINS, Ashlyn	5-0	82:16	16.5	16-27	.593	0-0	.000	8-12	.667	12	15	27	5.4	17	0	4	4	13	1	40	8.0
20	FEAGIN, Sania	5-0	53:37	10.7	14-23	.609	0-0	.000	1-4	.250	9	8	17	3.4	10	0	3	5	0	1	29	5.8
24	JAH, Sahnya	3-0	14:17	4.8	5-9	.556	0-1	.000	1-3	.333	2	4	6	2.0	3	0	2	1	0	1	11	3.7
5	JOHNSON, Tessa	5-0	53:14	10.6	5-12	.417	2-6	.333	3-5	.600	0	7	7	1.4	4	0	6	5	0	5	15	3.0
35	WALKER, Sakima	4-0	19:58	5.0	1-3	.333	0-0	.000	3-4	.750	2	1	3	0.8	3	0	0	4	0	0	5	1.3
Team											12	11	23									
Total		5	1000		169-338	.500	36-87	.414	59-91	.648	62	153	215	43.0	88	1	95	72	40	39	433	86.6
Opponents		5	1000		133-343	.388	31-101	.307	47-70	.671	68	119	187	37.4	103	3	69	76	20	35	344	68.8

Team Statistics

	USC	OPP
Scoring	433	344
Points per game	86.6	68.8
Scoring margin	+17.8	-
Field goals-att	169-338	133-343
Field goal pct	.500	.388
3 point fg-att	36-87	31-101
3-point FG pct	.414	.307
3-pt FG made per game	7.2	6.2
Free throws-att	59-91	47-70
Free throw pct	.648	.671
F-Throws made per game	11.8	9.4
Rebounds	215	187
Rebounds per game	43.0	37.4
Rebounding margin	+5.6	-
Assists	95	69
Assists per game	19.0	13.8
Turnovers	72	76
Turnovers per game	14.4	15.2
Turnover margin	+0.8	-
Assist/turnover ratio	1.3	0.9
Steals	39	35
Steals per game	7.8	7.0
Blocks	40	20
Blocks per game	8.0	4.0
Winning streak	5	-
Home win streak	1	-
Attendance	16007	19524
Home games-Avg/Game	1-16007	2-9762
Neutral site-Avg/Game	-	2-5816

Team Results

Date	Opponent	Score	Att.
11/06/2023	vs Notre Dame	W 100-71	3203
11/12/2023	Maryland	W 114-76	16007
11/30/2023	at North Carolina	W 65-58	6319
12/10/2023	vs Utah	W 78-69	8428
01/25/2024	at LSU	W 76-70	13205

LAST 5 GAMES



2023-24 South Carolina Women's Basketball
Combined Team Statistics
Specific games

Page 1/1
as of Jan 26, 2024

Game Records

Record	Overall	Home	Away	Neutral
ALL GAMES	5-0	2-0	3-0	0-0
CONFERENCE	5-0	2-0	3-0	0-0
NON-CONFERENCE	0-0	0-0	0-0	0-0

Score by Periods

Team	1st	2nd	3rd	4th	OT	TOT
South Carolina	102	119	110	108	0	439
Opponents	79	68	78	68	0	293

Team Box Score

No.	Player	Total			3-Point		F-Throw		Rebounds				Other Stats									
		GP-GS	MIN	AVG	FG-FGA	FG%	3FG-3FGA	3FG%	FT-FTA	FT%	OFF	DEF	TOT	AVG	PF	DQ	A	TO	BLK	STL	PTS	AVG
0	PAOPAO, Te-Hina	5-5	150:46	30.2	23-43	.535	10-21	.476	7-7	1.000	1	12	13	2.6	2	0	24	8	1	4	63	12.6
23	HALL, Bree	5-5	143:05	28.6	24-44	.545	12-20	.600	1-2	.500	1	21	22	4.4	2	0	7	4	4	5	61	12.2
10	CARDOSO, Kamilla	5-5	129:28	25.9	25-45	.556	0-0	.000	10-15	.667	18	36	54	10.8	9	0	13	9	11	2	60	12.0
12	FULWILEY, MiLaysia	5-0	77:02	15.4	18-36	.500	8-18	.444	8-9	.889	2	9	11	2.2	7	0	5	8	1	6	52	10.4
21	KITTS, Chloe	5-5	82:54	16.6	22-34	.647	1-1	1.000	5-9	.556	7	16	23	4.6	10	0	6	8	2	4	50	10.0
25	JOHNSON, Raven	5-5	132:10	26.4	20-43	.465	2-8	.250	5-6	.833	3	16	19	3.8	7	0	18	6	1	7	47	9.4
20	FEAGIN, Sania	5-0	72:16	14.5	16-21	.762	1-1	1.000	6-10	.600	5	10	15	3.0	9	0	6	5	2	2	39	7.8
2	WATKINS, Ashlyn	5-0	102:54	20.6	14-28	.500	0-0	.000	7-9	.778	8	23	31	6.2	14	1	7	6	9	4	35	7.0
5	JOHNSON, Tessa	5-0	66:17	13.3	8-19	.421	4-8	.500	1-1	1.000	0	4	4	0.8	0	0	3	3	0	4	21	4.2
35	WALKER, Sakima	3-0	19:30	6.5	3-5	.600	0-0	.000	0-0	.000	0	1	1	0.3	2	0	0	2	1	0	6	2.0
24	JAH, Sahnya	3-0	23:38	7.9	2-5	.400	0-0	.000	1-2	.500	1	1	2	0.7	4	0	1	2	0	1	5	1.7
Team											8	4	12				1					
Total		5	1000		175-323	.542	38-77	.494	51-70	.729	54	153	207	41.4	66	1	90	62	32	39	439	87.8
Opponents		5	1000		112-328	.341	28-102	.275	41-63	.651	71	99	170	34.0	79	1	58	74	18	29	293	58.6

Team Statistics

	USC	OPP
Scoring	439	293
Points per game	87.8	58.6
Scoring margin	+29.2	-
Field goals-att	175-323	112-328
Field goal pct	.542	.341
3 point fg-att	38-77	28-102
3-point FG pct	.494	.275
3-pt FG made per game	7.6	5.6
Free throws-att	51-70	41-63
Free throw pct	.729	.651
F-Throws made per game	10.2	8.2
Rebounds	207	170
Rebounds per game	41.4	34.0
Rebounding margin	+7.4	-
Assists	90	58
Assists per game	18.0	11.6
Turnovers	62	74
Turnovers per game	12.4	14.8
Turnover margin	+2.4	-
Assist/turnover ratio	1.5	0.8
Steals	39	29
Steals per game	7.8	5.8
Blocks	32	18
Blocks per game	6.4	3.6
Winning streak	5	-
Home win streak	2	-
Attendance	31680	23662
Home games-Avg/Game	2-15840	3-7887
Neutral site-Avg/Game	-	0-0

Team Results

Date	Opponent		Score	Att.
01/07/2024	Mississippi St.	W	85-66	15751
01/11/2024	at Missouri	W	81-57	4533
01/15/2024	Kentucky	W	98-36	15929
01/21/2024	at Texas A&M	W	99-64	5924
01/25/2024	at LSU	W	76-70	13205

SEC GAMES



2023-24 South Carolina Women's Basketball
Combined Team Statistics
In Conference games

Page 1/1
as of Jan 26, 2024

Game Records

Record	Overall	Home	Away	Neutral
ALL GAMES	6-0	2-0	4-0	0-0
CONFERENCE	6-0	2-0	4-0	0-0
NON-CONFERENCE	0-0	0-0	0-0	0-0

Score by Periods

Team	1st	2nd	3rd	4th	OT	TOT
South Carolina	134	135	135	124	0	528
Opponents	94	87	90	88	0	359

Team Box Score

No.	Player				Total		3-Point		F-Throw		Rebounds											
		GP-GS	MIN	AVG	FG-FGA	FG%	3FG-3FGA	3FG%	FT-FTA	FT%	OFF	DEF	TOT	AVG	PF	DQ	A	TO	BLK	STL	PTS	AVG
0	PAOPAO, Te-Hina	6-6	172:56	28.8	29-51	.569	14-26	.538	8-8	1.000	1	15	16	2.7	3	0	28	12	1	5	80	13.3
23	HALL, Bree	6-6	168:24	28.1	29-51	.569	14-23	.609	4-6	.667	2	24	26	4.3	3	0	7	4	4	5	76	12.7
10	CARDOSO, Kamilla	6-6	157:45	26.3	30-53	.566	0-0	.000	10-15	.667	21	48	69	11.5	9	0	14	12	12	3	70	11.7
25	JOHNSON, Raven	6-6	158:19	26.4	26-52	.500	2-9	.222	9-10	.900	4	19	23	3.8	8	0	23	7	1	11	63	10.5
12	FULWILEY, MiLaysia	6-0	94:34	15.8	23-46	.500	8-20	.400	8-9	.889	2	11	13	2.2	11	0	5	12	3	6	62	10.3
21	KITTS, Chloe	6-6	97:22	16.2	23-39	.590	1-1	1.000	8-13	.615	9	21	30	5.0	12	0	7	8	2	4	55	9.2
2	WATKINS, Ashlyn	6-0	128:26	21.4	17-36	.472	0-0	.000	7-9	.778	10	29	39	6.5	16	1	8	6	15	4	41	6.8
20	FEAGIN, Sania	6-0	80:27	13.4	16-22	.727	1-1	1.000	6-10	.600	5	12	17	2.8	10	0	7	8	2	3	39	6.5
5	JOHNSON, Tessa	6-0	86:40	14.4	11-28	.393	4-11	.364	3-3	1.000	0	5	5	0.8	0	0	4	4	0	4	29	4.8
24	JAH, Sahnya	4-0	32:05	8.0	3-8	.375	0-1	.000	1-2	.500	1	2	3	0.8	5	0	1	3	0	2	7	1.8
35	WALKER, Sakima	4-0	23:02	5.8	3-7	.429	0-0	.000	0-0	.000	1	2	3	0.8	2	0	0	3	1	0	6	1.5
Team											9	5	14									
Total		6	1200		210-393	.534	44-92	.478	64-85	.753	65	193	258	43.0	79	1	104	80	41	47	528	88.0
Opponents		6	1200		138-407	.339	35-130	.269	48-75	.640	85	123	208	34.7	93	1	69	88	19	39	359	59.8

Team Statistics

	USC	OPP
Scoring	528	359
Points per game	88.0	59.8
Scoring margin	+28.2	-
Field goals-att	210-393	138-407
Field goal pct	.534	.339
3 point fg-att	44-92	35-130
3-point FG pct	.478	.269
3-pt FG made per game	7.3	5.8
Free throws-att	64-85	48-75
Free throw pct	.753	.640
F-Throws made per game	10.7	8.0
Rebounds	258	208
Rebounds per game	43.0	34.7
Rebounding margin	+8.3	-
Assists	104	69
Assists per game	17.3	11.5
Turnovers	80	88
Turnovers per game	13.3	14.7
Turnover margin	+1.3	-
Assist/turnover ratio	1.3	0.8
Steals	47	39
Steals per game	7.8	6.5
Blocks	41	19
Blocks per game	6.8	3.2
Winning streak	6	-
Home win streak	2	-
Attendance	31680	27854
Home games-Avg/Game	2-15840	4-6964
Neutral site-Avg/Game	-	0-0

Team Results

Date	Opponent	Score	Att.
01/04/2024	at Florida	W 89-66	4192
01/07/2024	Mississippi St.	W 85-66	15751
01/11/2024	at Missouri	W 81-57	4533
01/15/2024	Kentucky	W 98-36	15929
01/21/2024	at Texas A&M	W 99-64	5924
01/25/2024	at LSU	W 76-70	13205



**2023-24 South Carolina Women's Basketball
Combined Team Statistics
All games**

Page 1/1
as of Jan 26, 2024

Game Records

Record	Overall	Home	Away	Neutral
ALL GAMES	18-0	8-0	8-0	2-0
CONFERENCE	6-0	2-0	4-0	0-0
NON-CONFERENCE	12-0	6-0	4-0	2-0

Score by Periods

Team	1st	2nd	3rd	4th	OT	TOT
South Carolina	408	407	422	382	0	1619
Opponents	264	208	258	226	0	956

Team Box Score

No.	Player	Total			3-Point			F-Throw		Rebounds				Other				PTS	AVG			
		GP-GS	MIN	AVG	FG-FGA	FG%	3FG-3FGA	3FG%	FT-FTA	FT%	OFF	DEF	TOT	AVG	PF	DQ	A			TO	BLK	STL
10	CARDOSO, Kamilla	18-17	458:21	25.5	96-160	.600	0-0	.000	45-64	.703	57	133	190	10.6	31	1	42	32	51	9	237	13.2
0	PAOPAO, Te-Hina	17-17	459:15	27.0	76-145	.524	45-84	.536	15-18	.833	4	43	47	2.8	8	0	70	29	2	18	212	12.5
12	FULWILEY, MiLaysia	18-2	327:42	18.2	78-162	.481	22-64	.344	29-39	.744	11	44	55	3.1	38	1	40	36	18	26	207	11.5
23	HALL, Bree	18-18	480:44	26.7	70-141	.496	35-72	.486	15-23	.652	9	51	60	3.3	14	0	22	17	10	13	190	10.6
21	KITTS, Chloe	18-18	335:59	18.7	71-130	.546	1-2	.500	42-64	.656	33	83	116	6.4	23	0	29	24	11	8	185	10.3
25	JOHNSON, Raven	17-16	470:13	27.7	66-128	.516	13-35	.371	16-23	.696	11	60	71	4.2	22	0	88	28	1	39	161	9.5
2	WATKINS, Ashlyn	18-0	331:31	18.4	66-118	.559	0-0	.000	21-39	.538	44	76	120	6.7	45	2	20	20	48	17	153	8.5
20	FEAGIN, Sania	18-0	240:59	13.4	49-84	.583	1-3	.333	14-25	.560	23	42	65	3.6	27	0	19	23	8	8	113	6.3
5	JOHNSON, Tessa	15-1	224:29	15.0	29-63	.460	11-26	.423	8-10	.800	2	16	18	1.2	7	0	14	14	0	12	77	5.1
24	JAH, Sahnya	14-0	140:23	10.0	20-55	.364	2-13	.154	3-10	.300	10	20	30	2.1	17	0	10	8	1	9	45	3.2
35	WALKER, Sakima	16-1	130:25	8.2	13-26	.500	0-0	.000	13-16	.813	6	17	23	1.4	13	0	0	9	6	4	39	2.4
Team											34	37	71				2					
Total		18	3600		634-1212	.523	130-299	.435	221-331	.668	244	622	866	48.1	245	4	354	242	156	163	1619	89.9
Opponents		18	3600		361-1194	.302	97-371	.261	137-219	.626	234	372	606	33.7	306	6	180	294	49	123	956	53.1

Team Statistics

	USC	OPP
Scoring	1619	956
Points per game	89.9	53.1
Scoring margin	+36.8	-
Field goals-att	634-1212	361-1194
Field goal pct	.523	.302
3 point fg-att	130-299	97-371
3-point FG pct	.435	.261
3-pt FG made per game	7.2	5.4
Free throws-att	221-331	137-219
Free throw pct	.668	.626
F-Throws made per game	12.3	7.6
Rebounds	866	606
Rebounds per game	48.1	33.7
Rebounding margin	+14.4	-
Assists	354	180
Assists per game	19.7	10.0
Turnovers	242	294
Turnovers per game	13.4	16.3
Turnover margin	+2.9	-
Assist/turnover ratio	1.5	0.6
Steals	163	123
Steals per game	9.1	6.8
Blocks	156	49
Blocks per game	8.7	2.7
Winning streak	18	-
Home win streak	8	-
Attendance	125221	49692
Home games-Avg/Game	8-15653	8-6212
Neutral site-Avg/Game	-	2-5816

Team Results

Date	Opponent	Score	Att.
11/06/2023	vs Notre Dame	W 100-71	3203
11/12/2023	Maryland	W 114-76	16007
11/16/2023	Clemson	W 109-40	16820
11/20/2023	South Dakota St.	W 78-38	14799
11/24/2023	Mississippi Val.	W 101-19	14558
11/30/2023	at North Carolina	W 65-58	6319
12/03/2023	at Duke	W 77-61	5607
12/06/2023	Morgan St.	W 104-38	16181
12/10/2023	vs Utah	W 78-69	8428
12/16/2023	Presbyterian	W 99-29	15176
12/19/2023	at Bowling Green	W 93-62	4195
12/30/2023	at East Carolina	W 73-36	5717
01/04/2024	at Florida	W 89-66	4192
01/07/2024	Mississippi St.	W 85-66	15751
01/11/2024	at Missouri	W 81-57	4533
01/15/2024	Kentucky	W 98-36	15929
01/21/2024	at Texas A&M	W 99-64	5924
01/25/2024	at LSU	W 76-70	13205