



# 2023-24 AUBURN WOMEN'S BASKETBALL

AUBURN ATHLETICS COMMUNICATIONS: 392 SOUTH DONAHUE DRIVE || AUBURN, AL 36830 || AUBURNTIGERS.COM || @AUBURNWBB

## 2023-24 SCHEDULE/RESULTS 12-5, 1-3 SEC

DATE	OPPONENT	TIME/TV/RESULT
Oct. 30	WEST GEORGIA (exh.)	W 77-49
Nov. 2	COLUMBUS STATE (exh.)	W 94-65
Nov. 6	JACKSONVILLE STATE	W 78-49
Nov. 9	LOUISIANA-LAFAYETTE	W 60-54
Nov. 12	at Rutgers	W 76-56
Nov. 17	CALIFORNIA	L 53-67
Nov. 20	at UCF	L 53-60
Nov. 26	ALABAMA A&M	W 68-45
Nov. 30	^ CLEMSON	W 83-53
Dec. 3	at UAB	W 72-62
Dec. 10	at Little Rock	W 58-45
Dec. 13	ALABAMA STATE	W 94-37
Dec. 16	NORFOLK STATE	W 67-39
Dec. 20	(RV) WASHINGTON STATE	W 69-62
Dec. 31	NORTH ALABAMA	W 79-58
Jan. 4	* TENNESSEE	L 67-75
Jan. 7	* at Texas A&M	L 44-66
Jan. 11	* at Ole Miss	L 55-58
Jan. 14	* (7/4) LSU	W 67-62
Jan. 18	* at (RV) Vanderbilt	+ 6:30 pm
Jan. 21	* ALABAMA	+ 2 pm
Jan. 29	* GEORGIA	SECN 6 pm
Feb. 1	* (1) SOUTH CAROLINA	+ 7 pm
Feb. 4	* at Arkansas	SECN 5 pm
Feb. 11	* at Missouri	SECN 3 pm
Feb. 15	* KENTUCKY	SECN 6 pm
Feb. 18	* at Alabama	+ 2 pm
Feb. 22	* at (7/4) LSU	SECN 8 pm
Feb. 25	* (RV) TEXAS A&M	+ 2 pm
Feb. 29	* MISSISSIPPI STATE	+ 7 pm
Mar. 3	* at Florida	SECN 11 am
Mar. 6-10	SEC Tournament	Greenville

All times Central. Home Games in **BOLD CAPS**.

\* SEC Game

^ ACC/SEC Challenge

+ = SEC Network + / WatchESPN.com / ESPN App

### AUBURN ATHLETICS COMMUNICATIONS

WES TODD .....Assistant Director/WBB Contact  
..... wlt0006@auburn.edu  
..... C: 334-750-5682

KIRK SAMPSON .....Senior Associate AD  
..... kirk@auburn.edu

Web .....AuburnTigers.com  
Twitter .....@AuburnWBB  
Facebook ...../AuburnWBB  
Instagram .....@AuburnWBB  
Office Phone .....(334) 844-9800



## GAME 18

## Vanderbilt (16-2, 3-1)

Thursday, January 18, 2024 • 6:30 p.m. CT



Site ..... Nashville, Tenn.  
Venue ..... Memorial Gym (14,316)  
TV ..... SECN+ (Andrew Allegretta, Drew Maddux)  
Radio ..... AU100 (100.3 FM) (Brit Bowen)  
Live Audio ..... AuburnTigers.com | Auburn Athletics app  
Live Stats ..... statbroadcast.com  
Twitter ..... @AuburnWBB  
Series Record ..... Vanderbilt leads 30-25  
in Nashville ..... Vanderbilt leads 15-9  
Last Meeting ..... Auburn 78, Vanderbilt 76 (Feb. 26, 2023, in Auburn)

### GAMEDAY BREAKDOWN

#### AUBURN TIGERS

Rankings ..... AP: RV | Coaches: NR | NET: 68  
2023-24 Record ..... 12-5  
SEC ..... 1-3  
Home ..... 9-2  
Away ..... 3-3  
Neutral ..... 0-0  
Streak ..... W1  
Head Coach ..... Johnnie Harris  
Record at AU (Yrs.) ..... 38-38 (3rd)  
Overall Record (Yrs.) ..... Same  
Record vs. Vanderbilt ..... 1-1  
Last Game ..... def. #7/4 LSU, 67-62

#### VANDERBILT COMMODORES

Rankings ..... AP: RV | Coaches: RV | NET: 48  
2023-24 Record ..... 16-2  
SEC ..... 3-1  
Home ..... 10-1  
Away ..... 4-1  
Neutral ..... 2-0  
Streak ..... L1  
Head Coach ..... Shea Ralph  
Record at VU (Yrs.) ..... 44-40 (3rd)  
Overall Record (Yrs.) ..... Same  
Record vs. Auburn ..... 1-1  
Last Game ..... lost to Missouri, 65-63

### STARTERS FROM LAST GAME



**JAMYA MINGO-YOUNG**  
G • GR • 5-8  
Bogalusa, La.

PPG: 9.5  
RPG: 4.6  
APG: 4.1



**KAITLYN DUHOU**  
G • SO • 5-10  
Houston, Texas

PPG: 4.8  
RPG: 2.6  
APG: 0.5



**TAYLEN COLLINS**  
F • SR • 6-0  
Muldrow, Okla.

PPG: 8.2  
RPG: 6.4  
APG: 1.0



**OYINDAMOLA AKINBOLAWA**  
C • SO • 6-5  
Lagos, Nigeria

PPG: 2.1  
RPG: 2.0  
APG: 0.3



**HONESTY SCOTT-GRAYSON**  
G • GR • 5-8  
Brick, N.J.

PPG: 15.8  
RPG: 3.9  
APG: 2.2

### OFF THE BENCH

No.	Pos.	Name	Ht.	Year	PPG	RPG	Hometown
0	F	Yakiya Milton	6-4	Fr.	0.7	1.5	Jacksonville, Fla.
1	F	Celia Sumbane	6-2	Jr.	4.3	3.2	Maputo, Mozambique
3	G	McKenna Eddings	6-0	Jr.	4.3	1.6	Williamsburg, Va.
5	G	Sydney Shaw	5-9	So.	7.0	2.2	Miami, Fla.
12	G	Mar'Shaun Bostic	5-9	Jr.	6.6	2.1	St. Louis, Mo.
15	G	Kionna Gaines	5-9	Jr.	0.0	0.6	Columbus, Ga.
21	G	Audia Young	5-7	R-Fr.	2.0	1.1	Tallahassee, Fla.
24	G	Carsen McFadden	5-7	Sr.	0.9	0.3	Fairview, Texas
30	C	Savannah Scott	6-4	Fr.	5.2	3.7	Conway, Ark.
32	C	Timya Thurman	6-5	Fr.	1.4	0.7	Linden, Ala.

**Head Coach:** Johnnie Harris (3rd season at Auburn)

**Assistants:** Fred Williams, Damitria Buchanan, Ketara Chapel, Savannah Carter, Alex Stewart

#WarEagle  
#TheRise



AuburnTigers.com



@AuburnWBB | @AuburnTigers  
@CoachJ\_AU | @coachjharris



/AuburnWBB  
/AuburnTigers

**TEAM SCHEDULE AND MEDIA AVAILABILITY >> JANUARY 14-20** (times Central unless noted otherwise)

SUNDAY January 14	MONDAY January 15	TUESDAY January 16	WEDNESDAY January 17	THURSDAY January 18	FRIDAY January 19	SATURDAY January 20
<b>GAME</b> 2:00 Auburn vs. LSU (ESPN)	<b>OFF DAY</b> <b>COACH J SHOW</b> 6 p.m. Baumhower's	<b>PRACTICE</b> 1:30-4:30 pm Neville Arena	<b>PRACTICE</b> 1:30-4:30 pm Neville Arena  <b>TRAVEL</b> to Nashville, Tenn.	<b>GAME</b> 6:30 Auburn at Vanderbilt  <b>Interviews postgame</b> <b>Return to Auburn</b>	<b>PRACTICE</b> 1:30-4 pm Neville Arena (PG)  <b>GYM vs. Florida</b>	<b>ALUMNI WEEKEND PRACTICE</b> 10 am-1 pm Neville Arena  <b>MBB vs. Ole Miss</b>
<b>Interviews postgame</b>						

**AUBURN ATHLETICS COMMUNICATIONS SERVICES**

**QUICK FACTS**

**AUBURNTIGERS.COM**

For updated game notes, statistics and all the latest information on Auburn basketball and gameday activities, go to AuburnTigers.com.

**INTERVIEW POLICIES**

- Practices are open to the public and media; however, media are strongly encouraged to notify Wes Todd if they are planning to attend.
- Coach Harris, assistant coaches and student-athletes are available for phone, virtual and in-person interviews by contacting Wes Todd in the athletic communications office.
- Following home games, interviews with Coach Harris and selected players will be conducted in the Neville Arena media room following radio/TV obligations. Players will go first, followed by Coach Harris. Visiting players and coaches should be requested through the opponent SID.
- Interviews following road contests will be conducted by request of the home team's media; postgame interviews with Coach Harris can be heard on the Auburn Sports Network radio broadcast.

**CREDENTIALS**

--Anyone wishing to cover Auburn women's basketball should contact Wes Todd in the communications office at least 24 hours in advance. Game credentials will be held at media will call, **which will move back to the scholarship entrance for the 2023-24 season.** There will be no season credentials. Parking passes are not needed. A concession voucher will be provided on request, and soft drinks/water are available in the media room.

**GAME DAY SERVICES**

- Media seating is available on a first-come, first-served basis on the press row table across from the team benches. At least 5-6 seats will be available for media each game. Overflow media seating will be available at the top of sections 222-223.
- Printed flip cards will be available in the media room. All other information (game notes, stats, etc.) will be available on AuburnTigers.com and StatBroadcast.com. Wireless internet (AU Open) is available in the arena.
- Photo/video work space will be provided in the media room.

**VIDEO SERVICES**

FTP feeds of selected Auburn basketball highlights are available for the media. Highlights and postgame press conference video will be posted following each game to ImagenCloud; visit auburn.imagencloud.com to register.

**COMMUNICATIONS STAFF**

- Wes Todd Women's Basketball contact  
cell: 334-750-5682  
email: wlt0006@auburn.edu
- Kirk Sampson Associate AD  
cell: 334-750-1385  
email: sampska@auburn.edu

**GENERAL INFORMATION**

Location.....	Auburn, Ala.
Founded .....	1856
Enrollment.....	31,526
Nickname .....	Tigers
Colors.....	Burnt Orange and Navy Blue
Facility (Capacity) .....	Neville Arena (9,121)
President .....	Dr. Christopher Roberts
Director of Athletics .....	John Cohen
WBB Administrator/SWA .....	Djenane Paul
Faculty Representative .....	Dr. Duane Brandon

**WOMEN'S BASKETBALL HISTORY**

First Year of Women's Basketball .....	1971
All-Time Record (Years).....	990-555 (53rd)
All-Time SEC Record (since 1981) .....	248-291
All-Time Home Record .....	476-145
at Neville Arena (since 2010).....	129-76
NCAA Tournament Appearances.....	21
Last NCAA App./Result.....	2019 - First Round
SEC Regular-Season Championships .....	5
.....	1981, 1987, 1988, 1989, 2009
SEC Tournament Championships.....	4
.....	1981, 1987, 1990, 1997

**COACHING & SUPPORT STAFF**

Head Coach .....	Johnnie Harris
Alma Mater, Year .....	Arkansas Baptist, 1996
Overall Record .....	38-37 / 3rd year
Auburn Record .....	38-37 / 3rd year
Assoc. Head Coach/Def. Coord. ....	Fred Williams
Assoc. Head Coach/Off. Coord.....	Damitria Buchanan
Assistant Coach/Recruiting .....	Ketara Chapel
Assistant Coach/Chief of Staff .....	Alex Stewart
Assistant Coach/Player Development.....	Savannah Carter
Dir. of Program Relations, Ops, Events .....	Tra'Cee Tanner
Director of Creative Content .....	Connor Putman
Director of Student-Athlete Success.....	Reneisha Bolden
Special Assistant to the Head Coach.....	Ankara McNeil
Strength & Conditioning Coach .....	Jen Jones
Athletic Trainer.....	Rosemary Ragle
Graduate Assistant.....	DeQuann "DQ" Gordon

**GAMEDAY EXPERIENCE: NEVILLE ARENA**

>> Neville Arena is in its 13th season as home of Auburn Basketball. The Tigers are 129-76 since moving to the Arena in 2010-11. The facility seats 9,121 for basketball and also hosts Auburn volleyball and gymnastics.



**TEAM INFORMATION**

2022-23 Record .....	16-15
2022-23 SEC Record .....	5-11
SEC Finish.....	10th
Postseason .....	WNIT Second Round
Starters Returning/Lost.....	2/3
Letterwinners Returning/Lost .....	6/8
Newcomers.....	8

# AUBURN TIGERS SPEED CHART

Overall: 12-5 SEC: 1-3

Head Coach: Johnnie Harris (38-38, 3rd season)

## PRONUNCIATION GUIDE

Oyindamola Akinbolawa - oh-WIN-dah-MO-lah  
ah-KEEN-bo-LAH-wah  
Celia Sumbane - SELL-yah soom-BAH-nay  
Yakiya Milton - ya-KYE-ah

JaMya Mingo-Young - ja-MYE-ah  
Timya Thurman - ti-MYE-ah  
Ketara Chapel - kuh-TARE-ah

		Pts	Reb	Ast	Stl	Blk		
0	<b>YAKIYA MILTON</b> F • 6-4 • Fr. • Jacksonville, Fla. • Mandarin HS	Season High	2	4	1	2	2	<b>LAST GAME (vs LSU):</b> DNP • Season-best 2 pts, 4 reb at UAB • 4 rebounds, 2 steals, 1 assist vs. Alabama State • Avg. 11 pts, 10 reb, 4 blk per game in HS • Youngest player on team, won't turn 18 until Feb.
		Career High	2	4	1	2	2	
		PPG	RPG	APG	FG	3FG	FT	
		23-24	0.7	1.5	0.2	.231	-	
1	<b>CELIA SUMBANE</b> G • 6-2 • Jr. • Maputo, Mozambique • South Plains CC (Texas)	Season High	11	7	3	5	2	<b>LAST GAME (vs LSU):</b> 6 points, 5 rebounds, 1 ast, 4 stl • Huge game vs ASU: 11 pts, 7 reb, 5 stl, 3 ast, all career-hi • First Auburn start vs. Alabama A&M; started 10 gms • JUCO All-American at South Plains CC; 14.6 ppg as soph • 5th Auburn player from Africa; 1st from Mozambique
		Career High	11	7	3	5	2	
		PPG	RPG	APG	FG	3FG	FT	
		23-24	4.3	3.2	0.7	.403	.250	
2	<b>JAMYA MINGO-YOUNG</b> G • 5-8 • Gr. • Bogalusa, La. • Alabama	Season High	16	10	7	5	1	<b>LAST GAME (vs LSU):</b> 13 points, 3 rebounds, 5 ast, 2 stl • Steal, 2 FTs in final 10 seconds to seal win vs LSU • Made 29 straight FTs from Dec. 3 to Jan. 7 • 4th in SEC in assist/turnover ratio (2.6); 25th in NCAA • 12-12 FT vs. Norfolk St; tied AU single-game FT% record
		Career High	26	15	9	6	2	
		PPG	RPG	APG	FG	3FG	FT	
		23-24	9.5	4.6	4.1	.400	.429	
3	<b>McKENNA EDDINGS</b> G • 6-0 • Jr. • Williamsburg, Va. • Moberly Area CC (Mo.)	Season High	14	4	3	3	2	<b>LAST GAME (vs LSU):</b> 4 points • Career-high 14 pts, 3 stl, 4-5 3FG vs. North Alabama • Key 3-pointer in 4th quarter in win over LSU • JUCO All-American at Moberly Area CC (Mo.) • Avg. 16.2 pts, 5.2 reb, 2.0 ast, 2.4 stl as a sophomore
		Career High	14	4	3	3	2	
		PPG	RPG	APG	FG	3FG	FT	
		23-24	4.3	1.6	1.2	.256	.265	
4	<b>KAITLYN DUHON</b> G • 5-10 • So. • Houston, Texas • Summer Creek HS	Season High	13	6	3	5	1	<b>LAST GAME (vs LSU):</b> 8 points, 3 rebounds • Made first start of season at Ole Miss (11/11) • 13 points in opener vs. JSU • Avg. 3.8 pts, 2.3 reb in 13.8 mins/game in 22-23 • Career-hi 17 pts, 7 reb, 3 stl vs. South Alabama in '22-23
		Career High	17	8	3	5	3	
		PPG	RPG	APG	FG	3FG	FT	
		23-24	4.8	2.6	0.5	.438	.222	
5	<b>SYDNEY SHAW</b> G • 5-9 • So. • Miami, Fla. • DME Academy	Season High	17	6	4	2	2	<b>LAST GAME (vs LSU):</b> 5 points, 2 rebounds • Career-high 17 points at UCF (11/20) • Career-high 6 rebounds w/ 11 pts, 4 ast vs. Clemson • Started 25 gms as freshman; avg. 7.6 pts, 2.6 reb. 2.3 ast • Shot 34% on 3-pointers in 22-23 (40-of-118)
		Career High	15	6	6	4	3	
		PPG	RPG	APG	FG	3FG	FT	
		23-24	7.0	2.2	1.1	.323	.328	
12	<b>MAR'SHAUN BOSTIC</b> G • 5-8 • Jr. • St. Louis, Mo. • Vashon HS	Season High	12	9	4	5	1	<b>LAST GAME (vs LSU):</b> 2 points, 2 assists • Season-high 17 points (7-11 FG) vs. Tennessee (1/4) • Career-high 9 rebounds vs. ULL; previous high was 4 • Career-best 23 pts at Clemson in '23 WNIT 2nd round • Fastest player on team, gets to the rim quickly
		Career High	23	9	4	5	3	
		PPG	RPG	APG	FG	3FG	FT	
		23-24	6.6	2.1	2.1	.464	.000	
14	<b>TAYLEN COLLINS</b> F • 6-1 • Sr. • Muldrow, Okla. • Oklahoma State	Season High	17	14	3	4	2	<b>LAST GAME (vs LSU):</b> 6 points, 7 rebounds, 1 ast, 2 stl • 1st Auburn double-double vs. Ala. A&M (10p/10r) • Season-high 17 points vs. Alabama State • Avg. 9.5 pts, 9.1 reb in 2022-23; 4th in Big 12 in rebs • Tied OSU record for rebs. w/ 23 vs. North Texas
		Career High	21	23	7	6	3	
		PPG	RPG	APG	FG	3FG	FT	
		23-24	8.2	6.4	1.0	.440	-	
15	<b>KIONNA GAINES</b> G • 5-9 • Jr. • Columbus, Ga. • Clemson	Season High	-	2	-	1	-	<b>LAST GAME (vs LSU):</b> DNP • Played in all 35 games for Clemson in 2022-23 • Avg. 2.4 pts, 1.7 reb in 9.2 minutes/game • Fast, athletic guard that can play several positions
		Career High	18	5	2	2	1	
		PPG	RPG	APG	FG	3FG	FT	
		23-24	0.0	0.8	0.0	.000	-	
20	<b>OYINDAMOLA AKINBOLAWA</b> C • 6-5 • So. • Lagos, Nigeria	Season High	7	6	3	2	1	<b>LAST GAME (vs LSU):</b> 2 points, 2 rebounds • Made first career start vs. LSU (11/14) • Career-high 7 points, 3 assists vs. Washington State • Season-high 6 rebounds at Ole Miss • Played 15 games in '23 after joining Auburn mid-season
		Career High	7	7	3	2	2	
		PPG	RPG	APG	FG	3FG	FT	
		23-24	2.1	2.0	0.3	.472	-	
21	<b>AUDIA YOUNG</b> F • 5-9 • R-Fr. • Tallahassee, Fla. • Florida State Univ. HS	Season High	4	4	1	2	-	<b>LAST GAME (vs LSU):</b> DNP • Scored first Auburn basket vs. Alabama A&M • Missed 2022-23 season with torn achilles • Daughter of AU All-American & SEC POY Carolyn Jones-Young (88-91); wears her mom's retired #21
		Career High	4	4	1	2	-	
		PPG	RPG	APG	FG	3FG	FT	
		23-24	2.0	1.1	0.3	.500	.000	
23	<b>HONESTY SCOTT-GRAYSON</b> G • 5-8 • Gr. • Brick, N.J. • Baylor	Season High	24	9	5	5	1	<b>LAST GAME (vs LSU):</b> 21 points, 5 rebounds, 2 ast, 2 stl • SEC, Nat'l Player of Week after 21 pts in win over LSU • Season-high 24 points vs. Alabama State • Double figures in 15 of 16 games played this year • 4-year starter for Auburn; top 3-point shooter last year
		Career High	31	14	6	5	4	
		PPG	RPG	APG	FG	3FG	FT	
		23-24	15.8	3.9	2.2	.408	.267	
24	<b>CARSEN McFADDEN</b> G • 5-7 • Sr. • Fairview, Texas • Lovejoy HS	Season High	3	1	-	2	-	<b>LAST GAME (vs LSU):</b> DNP • Walked on in Aug. 2020; awarded scholarship for 23-24 • Played in 16 games in 2022-23 • Career-high 4 pts vs. ULL & Samford • 3-time SEC Academic Honor Roll
		Career High	4	3	3	2	-	
		PPG	RPG	APG	FG	3FG	FT	
		23-24	0.9	0.3	0.0	.222	.250	
30	<b>SAVANNAH SCOTT</b> C • 6-4 • Fr. • Conway, Ark. • Conway HS	Season High	21	11	1	-	2	<b>LAST GAME (vs LSU):</b> 3 rebounds, 1 block • SEC Freshman of the Week (11/14) • 1st career double-double at Rutgers (21 pts/11 reb) • Led AU in scoring vs. ULL (16); rebounds vs. JSU (8) • Led Conway HS to 2023 Ark. state title; #16 nat'l ranking
		Career High	21	11	1	-	2	
		PPG	RPG	APG	FG	3FG	FT	
		23-24	5.2	3.7	0.2	.632	-	
32	<b>TIMYA THURMAN</b> C • 6-5 • Fr. • Linden, Ala. • Linden HS	Season High	4	2	2	1	1	<b>LAST GAME (vs LSU):</b> DNP • First Auburn points vs. Alabama A&M • Only player on roster from state of Alabama • Avg. 25 pts, 20 rebs as HS junior in 2022 • AHSAA 1A Player of the Year in 2022 at Linden HS
		Career High	4	2	2	1	1	
		PPG	RPG	APG	FG	3FG	FT	
		23-24	1.4	0.7	0.3	.500	-	

Inside the Matchup

**Auburn vs. Vanderbilt 25-30 (.455)**

In Auburn: 12-10  
 --At Neville Arena: 3-2  
 In Nashville (Memorial Gym): 9-15  
 Neutral Sites: 4-5  
 Trend: Auburn has won 9 of the last 11 meetings

1977-78	W	82-64	Starkville, Miss. (12)
Dec. 13, 1978	W	86-85(2OT)	Nashville, Tenn.
Feb. 18, 1980	W	78-62	Auburn
Nov. 22, 1980	L	74-79	Nashville, Tenn.
Dec. 5, 1983	W	83-64	Auburn
Jan. 29, 1986	L	59-60	Nashville, Tenn.
Mar. 1, 1986	L	79-89	Athens, Ga.*
Feb. 18, 1987	W	111-67	Auburn
Feb. 28, 1988	W	89-57	Nashville, Tenn.
Jan. 21, 1989	W	87-69	Auburn
Jan. 20, 1990	W	96-93(2OT)	Nashville, Tenn.
Mar. 22, 1990	W	89-67	Iowa City, Iowa@
Feb. 17, 1991	W	83-75	Auburn
Mar. 21, 1991	W	58-45	Knoxville, Tenn.@
Feb. 23, 1992	L	67-81	Nashville, Tenn.
Feb. 21, 1993	W	55-53	Auburn
Dec. 17, 1993	L	58-75	Nashville, Tenn.
Dec. 18, 1994	L	34-54	Auburn
Feb. 6, 1996	W	71-66	Nashville, Tenn.
Jan. 29, 1997	W	61-60	Auburn
Jan. 11, 1998	L	51-62	Nashville, Tenn.
Jan. 10, 1999	W	64-55	Auburn
Jan. 16, 2000	W	55-54	Nashville, Tenn.
Jan. 14, 2001	L	66-74	Auburn
Feb. 24, 2002	L	54-72	Nashville, Tenn.
Mar. 1, 2002	L	39-55	Nashville, Tenn.*
Jan. 30, 2003	L	66-67	Auburn
Jan. 18, 2004	L	63-67	Nashville, Tenn.
Feb. 22, 2004	L	60-68	Auburn
March 5, 2004	L	74-76	Nashville, Tenn.*
Jan. 13, 2005	L	67-73	Auburn
Feb. 10, 2005	L	64-66	Nashville, Tenn.
Feb. 5, 2006	L	53-57	Auburn
Feb. 11, 2007	L	45-80	Nashville, Tenn.
Feb. 28, 2008	L	56-73	Auburn
Mar. 7, 2008	L	44-49	Nashville, Tenn.*
Feb. 19, 2009	L	70-73	Nashville, Tenn.
Mar. 8, 2009	L	54-61	N. Little Rock, Ark.*
Jan. 21, 2010	L	60-61	Auburn
Jan. 9, 2011	L	59-67	Nashville, Tenn.
Jan. 12, 2012	L	58-66	Nashville, Tenn.
Feb. 2, 2012	L	61-66	Auburn
Feb. 28, 2013	L	44-59	Nashville, Tenn.
Jan. 9, 2014	L	65-74	Auburn
Feb. 13, 2014	W	68-62	Nashville, Tenn.
Feb. 26, 2015	W	70-58	Nashville, Tenn.
Feb. 4, 2016	W	53-45	Auburn
Jan. 12, 2017	W	64-59	Nashville, Tenn.
Feb. 12, 2018	W	63-60	Auburn
Jan. 17, 2019	W	72-70	Nashville, Tenn.
Jan. 2, 2020	L	55-77	Nashville, Tenn.
Feb. 2, 2020	W	70-62	Auburn
March 4, 2020	W	77-67	Greenville, S.C.*
Jan. 30, 2022	L	66-81	Nashville, Tenn.
Feb. 26, 2023	W	78-76	Auburn

\*SEC Tournament  
 @ NCAA Tournament

**Auburn Women's Basketball Quick Hitters**

- This is the 56th meeting between Auburn and Vanderbilt in women's basketball
- Auburn clinched a winning record for 2022-23 with a come-from-behind 78-76 win on the final day of the season
- Auburn's win over No. 4/7 LSU on Jan. 14 was its fourth over a top-25 opponent under Johnnie Harris
- A crowd of 7,720 - the largest for women's hoops at Neville Arena - was on hand to watch the Tigers' win over LSU
- Honesty Scott-Grayson was named SEC Player of the Week and USBWA Ann Meyers Drysdale National Player of the Week after her 21-point performance in the win over LSU
- Scott-Grayson leads the Tigers with 15.8 points/game; 17.0 per game in SEC play
- Scott-Grayson scored a season-high 24 points in the win over Alabama State Dec. 13; she also had 22 at UAB Dec. 3
- JaMya Mingo-Young made 29 consecutive free throws from the UAB game Dec. 3 until finally missing on her third attempt at Texas A&M Jan. 7
- Mingo-Young got her first Auburn double-double with 13 points, 10 rebounds, 7 assists vs. North Alabama; she also flirted with a triple-double with 12 points, 7 rebounds and 7 assists in the win over Washington State Dec. 20
- Mingo-Young went 12-for-12 at the free-throw line in the win over Norfolk State; that tied an Auburn record for single-game free throws without a miss
- Five players scored in double-figures in the win over North Alabama; first time since the 2020-21 season
- Auburn recorded a school-record 28 steals in a 94-37 win over Alabama State Dec. 13; Auburn forced 40 turnovers, second-most in program history, in the win
- Auburn has three road victories this season (Rutgers, UAB, Little Rock), the most since winning 10 road games in 2018-19
- Auburn clinched a 7-7 tie in the ACC/SEC Challenge with an 83-53 win over Clemson Nov. 30
- The Tigers' 30-point win over Clemson was its largest over a Power 5 opponent since a 77-38 win over Alabama in 2019
- Auburn's 30-point win over Clemson was the largest margin of victory by any team, men or women, in the ACC/SEC Challenge
- Sophomore Sydney Shaw scored a career-high 17 points at UCF, then led the Tigers in scoring with 15 vs. Alabama A&M; Shaw has scored in double-figures in six games so far in 2023-24
- Mar'Shaun Bostic had a career-high 5 steals along with tying her career high with 4 assists in the win over Clemson
- Taylen Collins had a huge second half in the win over ULL with all nine of her points and 8 of her 14 rebounds coming after halftime; she scored a season-high 17 points in the win over Alabama State
- Collins recorded her first Auburn double-double with 10 points and 10 rebounds vs. Alabama A&M
- Auburn rallied from 13 points behind at Rutgers in the first quarter and went on a 41-5 run over the next 15 minutes to take as much as a 23-point lead; Auburn would win 76-56; the Tigers also rallied from a 12-point deficit vs. Louisiana
- Savannah Scott was named SEC Freshman of the Week after her first double-double at Rutgers (21 pts, 11 rebs)
- Auburn is in its 53rd season of women's basketball and has 990 program wins

**Moving On Up (Auburn/SEC Career Milestone Watch) . . .**

- **Honesty Scott-Grayson** is 20th in Auburn history with 1,318 points (at Auburn); needs 9 points to tie for 19th (Tra'Cee Tanner, 1,327); 47 to tie for 18th (Linda Godby, 1,365)
- **Honesty Scott-Grayson** is 30th in Auburn history with 192 assists; needs 8 to tie for 28th (Sherell Hobbs, Nancy Derick, 200)
- **Honesty Scott-Grayson** has 1,392 career points (1,318 at Auburn + 74 at Baylor)
- **Honesty Scott-Grayson** is 9th in Auburn history in career scoring average (13.7 ppg)
- **Honesty Scott-Grayson** has 102 career made 3-pointers; needs 1 to tie for 10th at Auburn (Carolyn Jones, 103)
- **Honesty Scott-Grayson** is 5th among active scoring leaders in the SEC (1,318)
- **Honesty Scott-Grayson** is 3rd among active steals leaders in the SEC (174)
- **Honesty Scott-Grayson** is 19th among active rebounds leaders in the SEC (423)
- **JaMya Mingo-Young** is 16th among active scoring leaders in the SEC (852)
- **JaMya Mingo-Young** is 6th among active steals leaders in the SEC (171)
- **JaMya Mingo-Young** is 6th among active assists leaders in the SEC (267)
- **JaMya Mingo-Young** is 14th among active rebounds leaders in the SEC (500)

**INDIVIDUAL CATEGORY LEADERS**

Auburn	Vanderbilt
Honesty Scott-Grayson - 15.8	Points.....Jordyn Cambridge - 14.6
Taylen Collins - 6.4	Rebounds ..... Sacha Washington - 7.9
JaMya Mingo-Young - 4.1	Assists ..... Jordyn Cambridge - 4.7
Mar'Shaun Bostic - 1.7	Steals ..... Jordyn Cambridge - 4.1
Yakiya Milton - 0.8	Blocks ..... Sacha Washington - 1.7
Taylen Collins - 28.1	Minutes Played ..... Jordyn Cambridge - 33.9
Savannah Scott - .632	Field Goal Percentage ..... Sacha Washington - .531
Sydney Shaw - .328	3-Point Percentage ..... Justine Pissott - .351
JaMya Mingo-Young - .879	Free-Throw Percentage ..... Iyana Moore - .789

**OPENING TIP**

» Auburn is back on the road in SEC play as they head north to take on Vanderbilt. Game time is 6:30 p.m. CT Thursday at Memorial Gym in Nashville.

» Auburn is 12-5 overall, 1-3 in SEC play. The Tigers earned one of the biggest wins in college basketball this season on Sunday when they defeated defending national champion No. 7/4 LSU 67-62 at home.

» Vanderbilt is 16-2 overall, 3-1 in SEC play. The Commodores fell for the first time in league play Sunday, dropping a 65-63 squeaker to Missouri at home.

**IN THE RANKINGS**

» Auburn is receiving votes in this week's Associated Press poll. It's the first time for Auburn to receive AP votes since the 2019-20 preseason rankings.

» Vanderbilt is receiving votes in both polls. The Commodores were ranked No. 24 last week in the coaches' poll.

**ON THE AIR**

» Brit Bowen will have the radio call on AU100 (100.3 FM) beginning at 6:15 p.m. CT. The broadcast can also be heard on AuburnTigers.com and the Auburn Athletics app.

» Thursday's game can be seen on SEC Network+, which is available via WatchESPN.com and the ESPN app for mobile devices and smart TVs. Andrew Allegrretta and Drew Maddux have the call.

**LAST TIME OUT**

» In front of the largest crowd to witness a women's basketball game at Neville Arena, Auburn stunned defending national champion No. 7 LSU 67-62 Sunday behind 21 points from Honesty Scott-Grayson.

» With Auburn leading 64-62 in the final seconds, Taylen Collins skillfully defended LSU All-American Angel Reese, and JaMya Mingo-Young double-teamed, stole the ball, drew a foul and made both free throws to put the Tigers ahead by four with 10 seconds left.

» Mingo-Young scored 13 points, made five assists, grabbed three rebounds and made two steals. Collins led Auburn with seven rebounds and Celia Sumbane made four of the Tigers' 10 steals.

**UP NEXT**

» Auburn is back home for another huge Sunday showdown as rival Alabama visits Neville Arena for a 2 p.m. CT start.

» Prior to Sunday's game, Auburn legend DeWanna Bonner will be honored by having her jersey retired in a pregame ceremony that will begin at approximately 1:40 p.m. The 2009 SEC Champions, of which Bonner was a part, will be recognized at halftime.

**AN AUBURN WIN WOULD...**

» Be Auburn's 10th in the last 12 meetings with Vanderbilt.

» Snap a two-game skid against Vandy in Nashville.

» Be the Tigers' second straight over a team either ranked or receiving votes.

**AUBURN-VANDY SERIES**

» This is the 56th meeting between Auburn and

Vanderbilt. Vandy leads the series 30-25, the bulk of those wins coming during a 20-game win streak from 2001-14. However, Auburn has won 9 of the last 11, dating back to 2014.

**LAST MEETING: Feb. 26, 2023, at Auburn  
Auburn 78, Vanderbilt 76**

» Honesty Scott-Grayson made a pair of tie-breaking free throws with 4.4 seconds remaining, then made a steal to secure Auburn's 78-76 victory over Vanderbilt on Senior Day at Neville Arena.

» After Vanderbilt tied the score on Cijaja Harbison's jumper with 34 seconds left, Auburn held the ball until late in the shot clock, hoping to minimize the Commodores' chances for a last-second shot. Scott-Grayson misfired on a 3-point attempt as the shot clock expired, but Vanderbilt fouled her when the redshirt senior landed, sending Scott-Grayson to the line for three.

» After missing the first, she made the next two, then with Auburn pressing and Vanderbilt out of timeouts, Scott-Grayson tracked down a loose ball near Vanderbilt's bench as the game ended, racing to midcourt to hug her teammates to celebrate the dramatic victory.

» Scott-Grayson and fellow senior Sania Wells combined for 28 points. Auburn outscored Vandy 19-9 in fast-break points and 26-9 in bench points, including eight from Shaw, who enjoyed a perfect shooting day going 2-for-2 from the field including a 3-pointer and 3-for-3 from the free-throw line.

**SCOUTING THE COMMODORES**

» Vanderbilt is 16-2 overall, 3-1 in SEC play. The Commodores had won nine straight before dropping a 65-63 heartbreaker to Missouri on Sunday.

» The Commodores average 72.9 points per game while holding opponents to 58.4. Vandy ranks 16th nationally in steals per game (11.7).

» Jordyn Cambridge leads Vandy in scoring (14.6), assists (4.7) and steals (4.1). She leads the SEC and is third nationally in steals per game.

**SCOUTING AUBURN**

» Auburn is 12-5 overall, 1-3 in SEC play following their historic win over No. 7/4 LSU.

» The Tigers have three road wins this season, the most since winning 10 times on the road in 2018-19.

» Auburn has two "Quad 1" wins this year, defeating NET No. 19 LSU and No. 21 Washington State, both at home.

» Graduate student Honesty Scott-Grayson scored a season-high 24 points against Alabama State and had 22 in the win at UAB Dec. 3. She was named SEC Player of the Week after a 21-point performance in the win over LSU. She leads the team with 15.8 points/game and also averages 3.9 rebounds and 2.2 assists. She averages 17.0 points/game in SEC play.

» JaMya Mingo-Young leads Auburn with 4.1 assists/game, and she is second on the team with 9.5 points/game. She is fourth in the SEC and 25th nationally in assist/turnover ratio (2.6). She is also third in the league in free-throw percentage (87.9%) and made 29 consecutive free throws from the UAB game Dec. 3 until finally missing at Texas A&M Jan. 7. Mingo-Young scored a season-high 16 points against Clemson, hitting 9-of-11 free throw attempts, then matched her scoring output with 16 against Norfolk State and tied an Auburn record

**SEC STANDINGS & SCHEDULE**

	<i>(thru games of 1/15)</i>					
	SEC Games			All Games		
	W	L	Pct.	W	L	Pct.
South Carolina	4	0	1.000	16	0	1.000
LSU	3	1	.750	16	2	.889
Tennessee	3	1	.750	10	6	.625
Vanderbilt	3	1	.750	16	2	.889
Alabama	2	2	.500	15	4	.789
Arkansas	2	2	.500	14	5	.737
Ole Miss	2	2	.500	12	5	.706
Mississippi St.	2	2	.500	15	4	.789
Texas A&M	2	2	.500	14	3	.825
AUBURN	1	3	.250	12	5	.706
Florida	1	3	.250	10	6	.625
Georgia	1	3	.250	10	7	.588
Kentucky	1	3	.250	8	10	.444
Missouri	1	3	.250	10	7	.588

**Sunday, Jan. 14**

\*Arkansas 77, Alabama 58

\*Auburn 67, LSU 62

\*Florida 78, Georgia 69

\*Mississippi State 69, Ole Miss 57

\*Texas A&M 71, Tennessee 56

\*Missouri 65, Vanderbilt 63

**Monday, Jan. 15**

\*South Carolina 98, Kentucky 36

**Thursday, Jan. 18**

\*6 pm - Tennessee at Mississippi State (SEC Network)

\*6:30 pm - Auburn at Vanderbilt (+)

\*7 pm - Georgia at Missouri (+)

\*8 pm - LSU at Alabama (SEC Network)

**Sunday, Jan. 21**

\*Noon - Ole Miss at Georgia (SEC Network)

\*1 pm - Missouri at Kentucky (+)

\*2 pm - Vanderbilt at Tennessee (SEC Network)

\*2 pm - Alabama at Auburn (+)



\*4 pm - South Carolina at Texas A&M (SEC Network)

\*4 pm - Arkansas at LSU (ESPN)

**Monday, Jan. 22**

\*6 pm - Mississippi State at Florida (SEC Network)

**Inside the Numbers**

		
CATEGORY	AUBURN	VANDY
Points Per Game	67.2	72.9
Scoring Margin	+11.5	+14.5
Field Goal %	40.5%	43.2%
Opp. Field Goal %	37.1%	38.5%
3 pt Field Goal %	28.5%	33.7%
Opp. 3FG %	29.8%	28.7%
Rebounds	37.5	39.8
Opp. Rebounds	36.5	34.2
Rebound Margin	+1.1	+5.6
Turnovers	15.0	14.2
Opp. Turnovers	21.3	19.1
Steals	10.6	11.7
Opp. Steals	7.2	7.7
Blocks	3.6	3.9
Opp. Blocks	2.8	2.8

## Associated Press Top 25

(Week 11: Jan. 15)

Rk	Team	Record	Prev
1	South Carolina (36)	16-0	1
2	Iowa	17-2	3
3	Colorado	15-1	4
4	NC State	15-1	6
5	UCLA	14-1	2
6	Southern California	13-1	9
7	Kansas State	17-1	12
8	Stanford	15-2	8
9	Connecticut	14-3	13
10	LSU	16-2	7
11	Texas	16-2	10
12	Baylor	14-2	4
13	Louisville	15-2	15
14	Virginia Tech	13-3	11
15	Florida State	14-4	21
16	Indiana	14-2	14
17	Gonzaga	16-2	16
18	Ohio State	13-3	17
19	Notre Dame	12-3	18
20	Utah	12-5	19
21	Creighton	13-3	22
22	Marquette	15-2	23
23	North Carolina	12-5	20
24	Iowa State	12-4	NR
25	UNLV	14-1	25

Also receiving votes: Oregon State, West Virginia, Syracuse, Vanderbilt, Princeton, AUBURN, Fairfield, Michigan State.

## USA TODAY Coaches' Top 25

(Week 11: Jan. 16)

Rk	Team	Record	Prev
1	South Carolina (32)	16-0	1
2	Iowa	17-1	3
3	Colorado	15-1	5
4	Southern California	13-1	6
5t	NC State	15-1	9
5t	UCLA	14-1	2
7	Kansas State	17-1	12
8	Stanford	15-2	8
9	LSU	16-2	4
10	Connecticut	14-3	14
11	Texas	16-2	10
12	Louisville	15-2	15
13	Baylor	14-2	7
14	Virginia Tech	13-3	11
15	Ohio State	13-3	16
16	Indiana	14-2	13
17	Gonzaga	16-2	17
18	Florida State	14-4	20
19	Notre Dame	12-3	19
20	Utah	12-5	18
21	Creighton	13-3	21
22	Marquette	15-2	23
23	UNLV	14-1	25
24	North Carolina	12-5	22
25	Syracuse	14-2	NR

Also receiving votes: Oregon State, Iowa State, Princeton, Vanderbilt, West Virginia, Miami, Green Bay, Maryland, Michigan State.

going 12-for-12 at the free-throw line. She made the highlight-reel play of the season to clinch the win over LSU, stealing the ball from Angel Reese and drawing a foul with 10 seconds to play and Auburn leading by 2, then sinking both free throws to secure the win.

» Senior Taylen Collins scored a season-best 17 points in the win over Alabama State. Collins had a huge second half to spark the comeback win over UL-Lafayette on Nov. 9 with all nine of her points and 8 of 14 rebounds coming after halftime. She recorded her first Auburn double-double with 10 points and 10 rebounds vs. Alabama A&M. She averages 8.2 points and a team-leading 6.4 rebounds.

» Junior Mar'Shaun Bostic scored a season-high 17 points on 7-11 shooting vs. Tennessee. She had a huge game in the opener vs. Jacksonville State with 12 points, 4 assists, 4 steals and 3 rebounds. She then had another huge game against Clemson with 7 points, 4 assists and a career-high 5 steals. She was a breakout star in the Tigers' final game of the season last year, scoring a career-high 23 points in the WNIT second round matchup at Clemson.

» Sophomore Sydney Shaw scored a career-high 17 points at UCF and has hit double-figures in six games. Shaw also led the Tigers with 15 points in the Alabama A&M win and scored 11 against Clemson. She is fourth on the team with 7.0 points/game and leads the outside attack with 20 3-pointers.

» Sophomore Kaitlyn Duhon started the season off with a bang, scoring 13 points along with 3 rebounds and 2 steals in the opener vs. JSU. She showed off her speed against Clemson, especially late in the first half, as she scored 10 points with 3 rebounds and 3 steals. She swiped a career-high 5 steals in just 10 minutes of action vs. Alabama State, and she earned her first start of the season at Ole Miss.

» Celia Sumbane and McKenna Eddings, both JUCO All-Americans last season, have played significant minutes. Both were huge in the win over Alabama State - Sumbane finished with 11 points, 7 rebounds, 5 steals and 3 assists, all career-highs. Eddings scored 10 points along with 2 rebounds, 2 assists and a steal. Eddings scored a career-high 14 points and was 4-of-5 from 3-point range vs. North Alabama, and she hit a key 3-pointer in the win over LSU. Eddings made her first Division I start vs. California, and Sumbane has started 10 games.

## PACKING THE HOUSE

» The two largest crowds in Auburn women's basketball history have seen the Tigers defeat the defending national champions. The Jan. 14 game vs. LSU, the largest women's basketball crowd in Neville Arena history, was the second-largest to see a women's basketball game in Auburn.

» On Jan. 25, 2009, a crowd of 12,067 packed Beard-Eaves Memorial Coliseum as the Tigers defeated No. 10 Tennessee 82-68 with the Lady Vols fresh off the 2008 national title.

## TOP FIVE AUBURN WOMEN'S HOME CROWDS

Date	Opponent	Attendance	Result
1/25/09	Tennessee	12,067 (BEMC)	W 82-68
1/14/23	LSU	7,720 (Arena)	W 67-62
1/23/11	Tennessee	7,536 (Arena)	L 53-73
1/6/89	Tennessee	7,150 (BEMC)	W 65-59
2/22/09	Georgia	7,006 (BEMC)	W 65-59

## TAKING DOWN THE CHAMPS

» Auburn earned one of the most significant wins in college basketball so far this season when the Tigers upset No. 7/4 LSU 67-62 on Jan. 14 at Neville Arena. A record crowd of 7,720 fans were on hand to watch Auburn end LSU's 16-game winning streak and take down the defending national champions.

» The win over LSU was Auburn's seventh all-time over a defending national champion.

## WINS OVER DEFENDING NATIONAL CHAMPIONS

Date	Opponent	Location	Score
1/14/24	LSU	Auburn	67-62
3/7/09	Tennessee	Little Rock*	78-58
1/25/09	Tennessee	Auburn	82-68
3/2/97	Tennessee	Chattanooga*	61-59
3/5/90	Tennessee	Albany, Ga.*	78-77
3/31/89	Louisiana Tech	Tacomoma#	76-71
1/9/88	Tennessee	Knoxville	71-68

\*SEC Tournament #Final Four

## DEFENSE CREATING OFFENSE

» Auburn forced Alabama State into 40 turnovers in a 94-37 win on Dec. 13 at home. It tied for the second-most turnovers forced by Auburn in program history and was the most against a Division I opponent.

» The Tigers scored 53 points off those 40 turnovers, the most since at least 2005-06 when records on that statistic are available.

» Under Harris, the Tigers have forced 25 or more turnovers eight times and 30 or more on four occasions.

» Auburn is 33-0 all-time when forcing 30 or more turnovers in a game.

» The Tigers have forced 20 or more turnovers in 10 games this year; Auburn is 7-3 in those games.

## TURNOVERS FORCED - ALL-TIME TOP 10

Date	Opponent	Turnovers	Result
12/17/00	Puerto Rico-Mayaguez	45	W 106-25
12/13/23	Alabama State	40	W 94-37
2/14/95	Lynn	40	W 107-25
12/29/03	Alabama A&M	39	W 95-28
12/5/01	Tennessee State	39	W 96-46
11/11/16	Troy	38	W 61-52
12/22/11	Central Connecticut St.	37	W 49-40
11/14/08	at Alabama A&M	37	W 91-53
12/18/22	Samford	36	W 91-37
11/29/17	ULM	35	W 67-41
12/16/15	Winthrop	35	W 76-33

## TURNOVERS FORCED VS. SEC - ALL-TIME TOP 10

Date	Opponent	Turnovers	Result
3/3/13	Mississippi State	31	W 74-65
2/16/23	Texas A&M	29	W 65-55
1/2/20	at Vanderbilt	29	L 55-77
2/23/17	LSU	29	W 54-49
2/4/16	Vanderbilt	29	W 53-45
2/23/12	Alabama	29	W 81-40
1/9/00	South Carolina	29	W 73-50
1/9/93	Arkansas	29	W 68-49
2/3/19	Georgia	28	W 59-58
2/11/21	at Georgia	28	L 54-74

## GRINCH MODE

» Auburn embraced the Christmas spirit - the Grinch's one of stealing, that is - in their win over Alabama State when they set a new program record with 28 steals in a 94-37 win. Senior Carsen McFadden swiped the record-breaking 25th steal in

the 4th quarter.

» The previous Auburn record was 24 steals, tied most recently last season when the Tigers accomplished the feat against Samford on Dec. 19.

» Through games of Jan. 15, Auburn is one of 12 teams nationally to record at least 28 steals in a game and one of just three to do it against another Division I team. It was just the fifth time in the last five years for a Division I team to record 25 or more steals against a DI opponent.

» The last SEC team to record at least at least 28 steals in a game, interestingly enough, was the 2013-14 Mississippi State Bulldogs - with then-assistant coach Johnnie Harris in her second year in Starkville. That team recorded 30 steals in a win over New Orleans. In that game, MSU was led with 7 steals by current Auburn assistant coach Savannah Carter, who filled the stat sheet with 10 points, 10 rebounds and 5 assists.

#### SINGLE-GAME STEALS - ALL-TIME TOP 10

Date	Opponent	Steals	Result
12/13/23	Alabama State	28	W 94-37
12/19/22	Samford	24	W 91-37
12/5/15	East Carolina	24	W 83-69
12/5/01	Tennessee State	24	W 96-46
12/21/04	Monmouth	23	W 73-44
12/7/03	Buffalo	23	W 82-32
12/17/00	Puerto Rico-Mayaguez	23	W 106-25
11/11/16	Troy	22	W 61-52
11/14/14	Troy	22	W 71-54
12/29/12	Samford	22	W 80-51

#### 25+ STEALS VS. DIVISION I OPPONENT - LAST 10

Date	Team	Opponent	Steals
12/15/23	Marshall	Jacksonville	30
12/13/23	Auburn	Alabama State	28
11/9/23	East Carolina	USC Upstate	32
11/20/22	Ohio State	McNeese State	25
2/5/22	Norfolk State	Delaware State	27
12/19/20	Baylor	McNeese State	25
1/25/19	Lamar	Sam Houston	26
1/19/19	Hartford	UMass Lowell	26
12/20/18	Lamar	Pacific	25
12/11/18	LSU	McNeese State	25

#### UP TO THE CHALLENGE

» Auburn's 83-53 win over Clemson Nov. 30 in the final game of the inaugural ACC/SEC Challenge clinched a 7-7 tie in the 14-game event.

» Auburn's 30-point margin of victory was also the largest by any team, men or women, in the three-day Challenge.

» With wins by the Auburn men over Virginia Tech Nov. 29 and the women over Clemson Nov. 30, Auburn was one of just four SEC schools to win both the men's and women's contests in the Challenge (Arkansas, Kentucky, South Carolina were the others).

#### POWER OVER POWER

» Blowout wins over Power 5 opponents have been rare. The 83-53 win over Clemson Nov. 30 was the largest margin of victory for Auburn against a major conference opponent since a 77-38 win over Alabama during the 2018-19 season.

» The Clemson win, along with a 76-56 win over Rutgers, has given Auburn two wins of 20+ points over a major conference opponent this season; that hasn't happened since the 2008-09 season when the SEC Champion Tigers did it four times.

» Auburn has posted three wins over non-

conference Power 5 opponents this season, the most since the 2008-09 season.

#### LAST 10 WINS OF 20+ VS. POWER 5 TEAMS

Date	Opponent	Location	Result
11/30/23	Clemson	Auburn	W 83-53
11/12/23	Rutgers	Piscataway	W 76-56
2/17/19	Alabama	Auburn	W 77-39
12/31/17	Florida	Auburn	W 84-55
1/8/17	Ole Miss	Auburn	W 83-60
2/14/16	Florida	Auburn	W 80-58
3/4/15	Florida	Little Rock	W 71-49
1/16/14	Alabama	Tuscaloosa	W 61-39
1/10/13	Ole Miss	Auburn	W 76-52
2/23/12	Alabama	Auburn	W 81-40

#### ON THIS DATE

» Auburn is 7-4 all-time on Jan. 18. The Tigers' last game on this date came in 2021, a 68-54 loss at Florida.

#### AUBURN HONOR ROLL

» **Savannah Scott:** SEC Freshman of the Week (11/14)

» **Honesty Scott-Grayson:** SEC Player of the Week (1/16); USBWA Ann Meyers Drysdale National Player of the Week (1/16)

#### SEEING DOUBLE

» Auburn's first double-double of the season came in game three as freshman Savannah Scott recorded 21 points and 11 rebounds in the Tigers' 76-56 win at Rutgers Nov. 12.

» Senior Taylen Collins earned the first double-double of her Auburn career and her 12th overall with 10 points and 10 rebounds in a win over Alabama A&M Nov. 26.

» Graduate student JaMya Mingo-Young recorded her first double-double as a Tiger and eighth of her career with 13 points, 10 rebounds and 7 assists in a win over North Alabama Dec. 31.

#### POST ME UP, SCOTTIE

» Freshman center Savannah Scott could not have asked for a better start to her Auburn career, scoring 50 points in her first three games.

» For her efforts in the opening week of the season, where she led Auburn in scoring twice and recorded her first career double-double with 21 points and 11 rebounds in a win at Rutgers, Scott was named the season's first SEC Freshman of the Week.

#### WORKING OVERTIME

» Auburn is 23-22 all-time in overtime games. The Tigers' last OT game was a 77-76 home win over Ole Miss on Jan. 22, 2023.

#### LAST 5 OVERTIME GAMES

Date	Opponent	Location	Result
1/22/23	Ole Miss	Auburn	W 77-76
1/6/22	at Missouri	Columbia	L 63-72
2/20/20	Mississippi State	Auburn	L 85-92
11/30/19	Dayton	Estero, Fla.	W 76-74
2/3/19	Georgia	Auburn	W 59-58

#### TIGERS IN THE PROS

» DeWanna Bonner, a 2009 Auburn graduate, completed her 14th season in the WNBA in 2023, her fourth with the Connecticut Sun. A five-time WNBA All-Star, Bonner helped lead the Sun to the WNBA semifinals, where they fell to the Las Vegas

#### Auburn in the SEC & NCAA Stats

(Thru games of Jan. 15)

Category	Value	SEC	NCAA
Scoring Offense	67.2	11th	152nd
Scoring Defense	55.8	5th	33rd
Scoring Margin	+11.5	7th	69th
Free Throw Pct.	.703	7th	182nd
Field Goal Pct.	.405	12th	188th
Field Goal Pct. Def.	.371	8th	61st
3-pt FG Pct.	.285	10th	255th
3-pt FG Pct. Def.	.298	8th	128th
Rebounds	37.5	13th	156th
Rebound Margin	+1.1	12th	174th
Blocks	3.6	9th	107th
Assists	12.8	10th	196th
Steals	10.7	3rd	37th
Turnover Margin	+6.3	2nd	11th
Turnovers Forced	21.3	2nd	21st
Assist/Turnover	0.9	10th	157th
3-Point FG Made	3.6	12th	330th

#### INDIVIDUALS (All Games)

##### Scoring

Honesty Scott-Grayson	15.8	10th	123rd
-----------------------	------	------	-------

##### Field Goal Percentage

Honesty Scott-Grayson	.411	--	226th
-----------------------	------	----	-------

##### Assists

JaMya Mingo-Young	4.1	8th	122nd
-------------------	-----	-----	-------

##### Free Throw Percentage

JaMya Mingo-Young	.879	2nd	35th
Honesty Scott-Grayson	.761	11th	208th

##### Assist/Turnover Ratio

JaMya Mingo-Young	2.6	4th	25th
-------------------	-----	-----	------

##### Offensive Rebounds

Taylen Collins	2.5	15th	--
----------------	-----	------	----

Aces.

» Former Tiger Charlene Thomas-Swinson, who played at Auburn from 1984-87, was an assistant coach for the Las Vegas Aces, who won the 2022 and 2023 WNBA title.

» Unique Thompson, a 2021 graduate, is currently playing for Nadezhda Orenburg in Russia. Thompson was the No. 19 pick in the 2021 WNBA Draft by the Indiana Fever, and she signed a training camp contract with the Dallas Wings in 2022, but has not played in a WNBA regular-season game.

**NO. 24 HEADED TO THE RAFTERS**

» Auburn women's basketball will retire DeWanna Bonner's No. 24 prior to the Auburn-Alabama game on Sunday, Jan. 21.

» Bonner is Auburn's all-time leading scorer with 2,162 points and third in career rebounds with 1,047. She was the 2009 SEC Player of the Year and a two-time All-American.

» Bonner's No. 24 will be the fifth jersey retired by Auburn women's basketball, joining Carolyn Jones (No. 21), Ruthie Bolton (No. 25), Becky Jackson (No. 34) and Vickie Orr (No. 50).

**WELCOME TO THE FAMILY**

» Two top in-state prospects signed National Letters of Intent with Auburn during the early signing period in November.

» The Tigers will welcome Jordan Hunter (5-8, G, Trussville, Ala./Hewitt-Trussville HS) and Syriah Daniels (6-0, G, Auburn, Ala./Auburn HS) to the Plains for the 2024-25 season. Daniels is the daughter of Marquis Daniels, former Auburn men's basketball player and current director of player development, and the late Shana Askew Daniels, a former Auburn women's basketball standout.

**WORLD TRAVELING TIGERS**

» Auburn players, coaches and staff took an 11-day trip to Europe in August, visiting four countries with overnight stays in Paris; Montreux, Switzerland; and Nice, France. The Tigers played a game in each location, winning all three.

**T.O.U.G.H.**

» Auburn's team motto this year is "TOUGH" - an acronym:

- T: Toughness
- O: Ownness
- U: Unbreakable
- G: Giving
- H: Honesty

**THIS, THAT AND THE OTHER**

» Two Tigers are wearing the SEC Graduate patch this season. Honesty Scott-Grayson graduated from Auburn in December 2022, and JaMya Mingo-Young earned her degree at Alabama in 2023 before transferring to the Plains.

» Redshirt freshman Audia Young is part of the SEC Women's Basketball Leadership Council.

» Young's No. 21 is technically retired, but the previous owner of that number - her mother, Carolyn Jones-Young - granted her permission to wear it at Auburn.

» Graduate assistant DeQuann "DQ" Gordon earned his Master's degree in Auburn's December graduation.

**THE COACH J SHOW**

» The Coach J Show is a weekly show focusing on Auburn women's basketball that takes place every Monday during SEC play. The show originates from Baumhower's Victory Grille on Bent Creek Road in Auburn and can be seen live on YouTube.

**Auburn Career Assists**

No.	Player	Years	Assists
1.	Whitney Boddie	2005-09	603
2.	Renaee Halbrooks	1978-82	593
3.	Helene Baroody	1983-87	587
4.	Kristen Mulligan	1992-96	551
5.	Ruthie Bolton	1985-89	526
6.	Martha Monk	1979-81	525
7.	Chantel Tremitiere	1987-91	490
8.	Janiah McKay	2015-19	448
9.	Tiffany Krantz	1996-2000	414
10.	Debra Larkin	1981-85	386
11.	Samantha Williams	1991-96	323
12.	Nicole Louden	2001-05	311
13.	Katie Frerking	2013-17	307
14.	Alli Smalley	2007-11	303
15.	Morgan Toles	2009-11	267
16.	Najat Ouardad	2011-13	259
17.	Cindy Sagrera	1981-84	254
18.	Mae Ola Bolton	1984-88	252
19.	Nitasha Brown	2002-06	236
20.	DeWanna Bonner	2005-09	226
21.	Tasha Hamilton	1997-2001	219
22.	Angie Hannah	1978-82	214
23.	Lynn Stevenson	1987-91	212
24.	LaRita Spencer	1999-2001	209
25.	Terryland Robinson	1989-93	207
	Diann McNeil	1984-88	202
27.	Justine Agbatan	1995-98	201
28.	Nancy Derrick	2000-04	200
	Sherell Hobbs	2005-09	200
30.	<b>Honesty Scott-Grayson</b>	<b>2020-present</b>	<b>192</b>

**NCAA NET Report (AU & Opponents)**

(As of 1/16/24)

Rk	Team	D1 Record	AU Result
1	South Carolina	16-0	--
19	LSU	16-2	W
21	Washington State	12-5	W
28	Texas A&M	14-3	L
30	Alabama	15-4	--
32	Mississippi State	15-4	--
48	Vanderbilt	16-2	--
49	Florida	10-6	--
54	California	12-5	L
55	Arkansas	14-5	--
58	Ole Miss	12-5	L
64	Tennessee	10-6	L
<b>68</b>	<b>AUBURN</b>	<b>12-5</b>	
70	Missouri	10-7	--
90	Georgia	10-7	--
92	Clemson	8-9	W
99	UCF	8-6	L
123	Norfolk State	12-4	W
139	UAB	12-4	W
159	Rutgers	6-13	W
165	Kentucky	8-10	--
222	Little Rock	5-11	W
224	Louisiana-Lafayette	4-8	W
258	Jacksonville State	4-9	W
264	North Alabama	3-11	W
267	Alabama A&M	7-9	W
357	Alabama State	1-15	W

**Auburn Career Scoring**

No.	Player	Years	Points
1.	DeWanna Bonner	2005-09	2,162
2.	Becky Jackson	1980-84	2,068
3.	Vickie Orr	1985-89	2,035
4.	Marianne Merritt	1975-79	1,979
5.	Carolyn Jones	1988-91	1,831
6.	Natasha Brackett	2001-05	1,716
7.	Janiah McKay	2015-19	1,647
8.	Brandy Montgomery	2013-17	1,644
9.	Mae Ola Bolton	1984-88	1,616
10.	Alli Smalley	2007-11	1,601
11.	Angie Hannah	1978-82	1,583
12.	Unique Thompson	2017-21	1,540
13.	Tyrese Tanner	2010-14	1,515
14.	Le'Coee Willingham	1999-03	1,475
15.	Lori Monroe	1979-83	1,415
16.	Tasha Hamilton	1997-01	1,402
17.	Sherell Hobbs	2005-09	1,372
18.	Linda Godby	1986-90	1,365
19.	Tra'Ce'e Tanner	2012-16	1,327
<b>20.</b>	<b>Honesty Scott-Grayson</b>	<b>2020-pres.</b>	<b>1,318</b>
21.	Debra Larkin	1981-85	1,310
22.	C.C. Hayden	1989-92	1,306
23.	Katie Frerking	2013-17	1,271
24.	Consweila Sparrow	1997-00	1,249
25.	Blanche Alverson	2009-13	1,244
	Brenda Hill	1981-85	1,222
27.	Daisa Alexander	2016-20	1,215
28.	Monique Morehouse	1992-96	1,191
29.	Lauretta Freeman	1989-93	1,188
30.	Hasina Muhammad	2001-15	1,184
	Sharon Stewart	1984-88	1,184
32.	Ruthie Bolton	1985-89	1,176
33.	Tiffany Krantz	1996-2000	1,136
34.	Samantha Williams	1992-96	1,106
35.	KeKe Carrier	2005-10	1,017
36.	Helene Baroody	1983-87	1,011

**Auburn Career 3-Pointers Made**

No.	Player	Years	3FG
1.	Alli Smalley	2007-11	219
2.	Blanche Alverson	2009-13	213
3.	Brandy Montgomery	2013-17	205
4.	Tiffany Krantz	1996-00	184
5.	Natasha Brackett	2001-05	171
6.	Samantha Williams	1992-96	161
7.	Kristen Mulligan	1992-96	149
8.	Katie Frerking	2013-17	147
9.	Daisa Alexander	2016-20	130
10.	Carolyn Jones	1988-91	103
--	<b>Honesty Scott-Grayson</b>	<b>2020-pres.</b>	<b>102</b>

**Auburn Career Scoring Average**

No.	Player	Years	Avg.
1.	Marianne Merritt	1975-79	20.4
2.	Carolyn Jones	1988-91	18.3
3.	Becky Jackson	1980-84	17.8
4.	DeWanna Bonner	2005-09	17.2
5.	Vickie Orr	1985-89	15.5
6.	Consweila Sparrow	1997-00	14.5
7.	Unique Thompson	2017-21	14.1
8.	Natasha Brackett	2001-05	14.0
<b>9.</b>	<b>Honesty Scott-Grayson</b>	<b>2020-present</b>	<b>13.7</b>
	C.C. Hayden	1989-92	13.6



## TIGERS' RECORD WHEN...

	2023-24	Harris Era
At Home.....	9-2	31-14
On the Road.....	3-3	6-21
At a Neutral Site.....	0-0	1-3
When wearing white.....	8-2	29-15
When wearing orange.....	1-0	1-0
When wearing blue.....	3-3	7-22
When wearing pink.....	0-0	1-1
Leading at the half.....	9-1	31-5
Trailing at the half.....	3-4	7-33
Tied at the half.....	0-0	0-0
Scores 100+ points.....	0-0	0-0
Scores 90-99 points.....	1-0	4-0
Scores 80-89 points.....	1-0	5-1
Scores 70-79 points.....	4-0	18-2
Scores 60-69 points.....	5-1	9-10
Scores fewer than 60 points.....	1-4	2-25
Holds opponent under 60 points.....	8-1	22-7
Holds opponent under 50 points.....	6-0	14-0
Holds opponent under 40 points.....	2-0	3-0
Force 25 or more turnovers.....	3-0	8-0
Shoots 50% FG or better.....	0-0	6-0
Shoots 40-49% FG.....	11-0	24-11
Shoots 39.9% or under FG.....	1-5	6-27
Holds opponent under 40% FG.....	8-1	29-7
Holds opponent under 30% FG.....	3-0	10-0
Shoots higher FG% than opponent.....	9-0	31-4
Shoots lower FG% than opponent.....	3-5	7-34
Shoots same FG% as opponent.....	0-0	0-0
Shoots higher FT% than opponent.....	6-2	19-13
Shoots lower FT% than opponent.....	6-3	17-25
Shoots same FT% as opponent.....	0-0	2-0
Out-rebounds opponent.....	8-1	20-7
Out-rebounded by opponent.....	3-4	16-29
Tied in rebounds.....	1-0	2-2
Versus ranked opponent.....	1-0	4-7
In overtime.....	0-0	1-1
Games decided by 3 points or less.....	0-1	4-6
Games decided by 4-5 points.....	1-0	2-2
Games decided by 6-10 points.....	3-2	10-10
Games decided by 11-20 points.....	2-1	7-10
Games decided by 21-30 points.....	4-1	8-4
Games decided by 30+ points.....	2-0	7-6
In November.....	5-2	13-7
In December.....	6-0	13-1
In January.....	1-3	5-16
In February.....	0-0	3-11
In March.....	0-0	1-3

## 2023-24 Auburn Superlatives...

## First Half

Most points scored in the first quarter.....	27 vs. Alabama State (12/13/23)
Most points scored in the second quarter.....	27 at Rutgers (11/12/23)
Most points scored in the first half.....	46 vs. Alabama State (12/13/23)
Fewest points scored in the first half.....	16 vs. Louisiana-Lafayette (11/9/23)
Fewest points allowed in the first half.....	13 vs. Alabama State (12/13/23)
Most points allowed in the first half.....	37 vs. LSU (1/14/24)
Best FG % in the first half.....	.542 at Little Rock (12/10/23)
Worst FG % in the first half.....	.212 at Ole Miss (1/11/24)
Best FG % by an opponent in the first half.....	.591 vs. Washington State (12/20/23)
Worst FG % by an opponent in the first half.....	.231 vs. Alabama A&M (11/27/23)
Most rebounds in the first half.....	27 vs. Jacksonville State (11/6/23)
Fewest rebounds in the first half.....	15 at Rutgers (11/12/23), Washington State (12/20/23), Texas A&M (1/7/24)
Most rebounds by an opponent in the first half.....	25 at Ole Miss (1/11/24)
Fewest rebounds by an opponent in the first half.....	9 vs. Alabama State (12/13/23)

## Second Half

Most points scored in the third quarter.....	30 vs. Alabama State (12/13/23)
Most points scored in the fourth quarter.....	27 vs. Clemson (11/30/23)
Most points scored in an overtime period.....	
Most points scored in the second half.....	49 vs. North Alabama (12/31/23)
Fewest points scored in the second half.....	24 at Texas A&M (1/7/24)
Fewest points allowed in the second half.....	19 vs. Norfolk State (12/16/23)
Most points allowed in the second half.....	43 vs. Tennessee (1/4/24)
Best FG % in the second half.....	.538 vs. Washington State (12/20/23)
Worst FG % in the second half.....	.250 vs. Tennessee (1/4/24)
Best FG % by an opponent in the second half.....	.560 vs. Tennessee (1/4/24)
Worst FG % by an opponent in the second half.....	.259 vs. Norfolk State (12/16/23)
Most rebounds in the second half.....	25 vs. Louisiana-Lafayette (11/9/23)
Fewest rebounds in the second half.....	14 at Texas A&M (1/7/24) & at Ole Miss (1/11/24)
Most rebounds by an opponent in the second half.....	25 vs. California (11/17/23) & vs. Tennessee (1/4/24)
Fewest rebounds by an opponent in the second half.....	9 vs. Louisiana-Lafayette (11/9/23)

## Game

Most points scored.....	94 vs. Alabama State (12/13/23)
Fewest points scored.....	44 at Texas A&M (1/7/24)
Most points allowed.....	75 vs. Tennessee (1/4/24)
Fewest points allowed.....	37 vs. Alabama State (12/13/23)
Best FG %.....	.475 vs. Jacksonville State (11/6/23) & vs. Clemson (11/30/23)
Worst FG %.....	.291 at Ole Miss (1/11/24)
Best FG % by an opponent.....	.500 vs. Tennessee (1/4/24)
Worst FG % by an opponent.....	.262 vs. Alabama A&M (11/27/23)
Most rebounds.....	46 vs. Louisiana-Lafayette (11/9/23)
Fewest rebounds.....	29 at Texas A&M (1/7/24)
Most rebounds by an opponent.....	47 vs. Tennessee (1/4/24)
Fewest rebounds by an opponent.....	25 at Little Rock (12/10/23)

## Miscellaneous

Highest-scoring quarter.....	30, 3Q vs. Alabama State (12/13/23)
Lowest-scoring quarter.....	4, 1Q vs. Louisiana-Lafayette (11/9/23)
Highest-scoring opponent quarter.....	25, 4Q at UAB (12/3/23)
Lowest-scoring opponent quarter.....	2, 1Q vs. Alabama State (12/13/23)
Largest margin in a single quarter.....	+25 (27-2), vs. Alabama State (12/13/23)
Largest margin of victory.....	57 vs. Alabama State (12/13/23)
Smallest margin of victory.....	5 vs. LSU (1/14/24)
Largest margin of defeat.....	22 at Texas A&M (1/7/24)
Smallest margin of defeat.....	3 at Ole Miss (1/11/24)
Largest halftime lead.....	33 vs. Alabama State (12/13/23)
Smallest halftime lead.....	3 vs. North Alabama (12/31/23)
Times tied at halftime.....	
Largest halftime deficit.....	12 vs. California (11/17/23) & at Texas A&M (1/7/24)
Smallest halftime deficit.....	1 at UCF (11/20/23)
Largest rebounding margin.....	+16 vs. Louisiana-Lafayette (11/9/23)
Smallest rebounding margin.....	+1 vs. Washington State (12/20/23)
Last time tied in rebounding.....	42-42 vs. Alabama A&M (11/27/23)
Largest rebounding deficit.....	-14 at Texas A&M (1/7/24)
Smallest rebounding deficit.....	-2 vs. LSU (1/14/24)
Largest deficit overcome to win game.....	13 at Rutgers (11/12/23)
Largest lead lost.....	11 vs. Tennessee (1/4/24)

MISCELLANEOUS STATISTICS (incl. previous schools)

Double-Doubles	Season	Career
Taylen Collins	1	12
JaMya Mingo-Young	1	8
Savannah Scott	1	1
Honesty Scott-Grayson	0	3

30+ Point Games	Season	Career
Honesty Scott-Grayson	0	2

20+ Point Games	Season	Career
Honesty Scott-Grayson	3	17
Savannah Scott	1	1
Mar'Shaun Bostic	0	1
Taylen Collins	0	1

10+ Rebound Games	Season	Career
Taylen Collins	2	18
JaMya Mingo-Young	1	11
Savannah Scott	1	1
Honesty Scott-Grayson	0	3

10+ Assist Games	Season	Career
Honesty Scott-Grayson	1	8
JaMya Mingo-Young	1	5
Celia Sumbane	1	1
Kaitlyn Duhon	1	1
Mar'Shaun Bostic	1	1
Taylen Collins	0	3

5+ Steal Games	Season	Career
Honesty Scott-Grayson	1	8
JaMya Mingo-Young	1	5
Celia Sumbane	1	1
Kaitlyn Duhon	1	1
Mar'Shaun Bostic	1	1
Taylen Collins	0	3

5+ Block Games	Season	Career
Honesty Scott-Grayson	10	39
Sydney Shaw	2	4
Savannah Scott	2	2
Mar'Shaun Bostic	1	2
JaMya Mingo-Young	1	1
McKenna Eddings	1	1

GAMES LED AUBURN IN...

Scoring	Season	Career
Honesty Scott-Grayson	10	39
Sydney Shaw	2	4
Savannah Scott	2	2
Mar'Shaun Bostic	1	2
JaMya Mingo-Young	1	1
McKenna Eddings	1	1

Rebounding	Season	Career
Taylen Collins	8	8
JaMya Mingo-Young	4	4
Savannah Scott	2	2
Honesty Scott-Grayson	1	15
Oyindamola Akinbolawa	1	3
Sydney Shaw	1	2
Celia Sumbane	1	1
Kaitlyn Duhon	0	4
Mar'Shaun Bostic	0	1

Assists	Season	Career
JaMya Mingo-Young	11	11
Honesty Scott-Grayson	3	23
Mar'Shaun Bostic	3	16
McKenna Eddings	2	2
Sydney Shaw	1	11
Taylen Collins	1	1
Kaitlyn Duhon	0	1
Carsen McFadden	0	1

(includes games where lead was shared)

2023-24 DOUBLE-DOUBLES

Savannah Scott at Rutgers - 21 pts, 11 reb  
 Taylen Collins vs. Alabama A&M - 10 pts, 10 reb  
 JaMya Mingo-Young vs. UNA - 13 pts, 10 reb

Last Time an Auburn Team...

Scored 90 points	Auburn 94, Alabama State 37, in Auburn, Ala. (Dec. 13, 2023)
Scored 90 points in an SEC game	Auburn 95, Missouri 82, in Columbia, Mo. (Feb. 27, 2020)
Scored 100 points	Auburn 119, Sam Houston State 54, in Auburn, Ala. (Dec. 5, 2008)
Scored 100 points against an SEC opponent	Auburn 102, Tennessee 96, SEC Tournament in Albany, Ga. (Mar. 6, 1987)
Scored 100 points in a SEC regular-season game	Auburn 111, Vanderbilt 67, in Auburn, Ala. (Feb. 18, 1987)
Scored 100 points at home	Auburn 119, Sam Houston State 54, in Auburn, Ala. (Dec. 5, 2008)
Scored 100 points in a true road game	Auburn 103, Mercer 29, in Macon, Ga. (Feb. 23, 1987)
Scored 110+ points	Auburn 119, Sam Houston State 54, in Auburn, Ala. (Dec. 5, 2008)
Scored 80 points and lost	Indiana 96, Auburn 81, in Las Vegas, Nev. (Nov. 25, 2022)
Scored 90 points and lost	Kentucky 91, Auburn 90 [2OT], in Auburn, Ala. (Feb. 2, 1986)
Scored 100 points and lost	Never
Scored 50-59 points in a half	51 (1st half) vs. Charleston Southern in Auburn, Ala. (Nov. 26, 2021)
Scored 60 or more points in a half	62 (2nd half) vs. Drake in New Orleans, La. (Dec. 21, 2016)
Scored 30 or more points in a quarter	30 (3rd quarter) - vs. Alabama State in Auburn, Ala. (Dec. 13, 2023)
Scored 50 points or less in a game	Texas A&M 66, Auburn 44 in College Station, Texas (Jan. 7, 2024)
Scored 50 points or less and won	Auburn 47, Missouri 45 [SEC] in Jacksonville, Fla. (March 3, 2016)
Scored 40 points or less in a game	South Carolina 75, Auburn 38, in Columbia, S.C. (Feb. 17, 2022)
Scored less than 10 points in a quarter	9 points (3rd quarter) at Texas A&M in College Station, Texas (Jan. 7, 2024)
Scored less than 20 points in a 1st half	16 points vs. UL-Lafayette in Auburn, Ala. (Nov. 9, 2023)
Scored less than 20 points in a 2nd half	17 points at South Carolina in Columbia, S.C. (Feb. 17, 2022)
Had 35+ rebound margin	36 - (52-16) vs. Alabama A&M in Normal, Ala. (Nov. 19, 2013)
Had 25+ rebound margin	33 - (53-26) vs. Grambling State in Auburn, Ala. (Nov. 6, 2018)
Had 20+ rebound margin	20 (51-31) vs. Alabama State in Auburn, Ala. (Nov. 16, 2021)
Attempted 30 free throws	30 - vs. Clemson in Auburn, Ala. (Nov. 30, 2023)
Attempted 35 free throws	35 - vs. Charleston Southern in Auburn, Ala. (Nov. 26, 2021)
Attempted 40 free throws	41 - vs. Alabama State in Auburn, Ala. (Nov. 15, 2006)
Attempted 5 free throws or less	3 - at Texas A&M in College Station, Texas (Feb. 23, 2020)
Did not attempt a free throw	Never
Made 20-24 free throws	20 - at Ole Miss in Oxford, Miss. (Jan. 11, 2024)
Made 25+ free throws	26 - vs. Charleston Southern in Auburn, Ala. (Nov. 26, 2021)
Made 30 free throws	31 - vs. Northwestern State (31-43) (Dec. 30, 2003)
Had 25 assists	25 - vs. Alabama State in Auburn, Ala. (Dec. 13, 2023)
Had 25 turnovers	27 - vs. Georgia in Auburn, Ala. (Jan. 3, 2021)
Had 10 turnovers or less	6 - vs. Tennessee in Auburn, Ala. (Jan. 4, 2024)
Had 25+ steals	28 (program record) - vs. Alabama State in Auburn, Ala. (Dec. 13, 2023)
Had 20-24 steals	24 - vs. Samford in Auburn, Ala. (Dec. 18, 2022)
Had 15-19 steals	17 - vs. Clemson in Auburn, Ala. (Nov. 30, 2023)
Had 10-14 blocks	10 - vs. Louisiana Tech in Auburn, Ala. (Nov. 19, 2017)
Had 15+ blocks	15 - at Florida International in Miami, Fla. (Dec. 29, 2014)
Won an overtime game	Auburn 77, Ole Miss 76 [10T] in Auburn, Ala. (Jan. 22, 2023)
Lost an overtime game	Missouri 72, Auburn 63 [10T] in Columbia, Mo. (Jan. 6, 2022)
Played a double overtime game	Auburn 70, Alabama 65 [2OT] in Auburn, Ala. (Feb. 27, 2014)
Played three or more overtimes	Never
Shot 70% for a half	71.4% (15-of-21), 2nd half vs. UL-Lafayette in Auburn, Ala. (Dec. 11, 2022)
Shot 60% for a game	60.4% (29-of-48) vs. Oklahoma State in Auburn, Ala. (Dec. 5, 2021)
Shot less than 30% for a game	29.1% (16-of-55) at Ole Miss in Oxford, Miss. (Jan. 11, 2024)
Shot 90-99.9% from the free throw line (min. 10 attempts)	91.7% (11-of-12) vs. North Alabama in Auburn, Ala. (Dec. 31, 2023)
Shot 100% from the free throw line (min. 10 attempts)	100% (16-of-16) vs. Texas A&M in Auburn, Ala. (Jan. 7, 2018)
Shot 50% on 3-pointers (minimum 5 attempts)	50.0% (8-of-16) vs. North Alabama in Auburn, Ala. (Dec. 31, 2023)
Shot 20-30% in a half	21.2% (7-of-33), 1st half vs. Ole Miss in Oxford, Miss. (Jan. 11, 2024)
Shot less than 20% in a half	19.4% (7-of-36), 1st half vs. South Carolina in Auburn, Ala. (Feb. 4, 2021)
Shot 55% or better and lost	58.1% (25-of-43) vs. Tennessee (Jan. 20, 2005)
Made 10+ 3-point field goals	10-of-20 vs. Samford in Auburn, Ala. (Dec. 18, 2022)
Failed to make a 3-point field goal	0-of-16 at Alabama in Tuscaloosa, Ala. (Feb. 12, 2023)
Had 60+ rebounds	61 - vs. Stephen F. Austin in Auburn, Ala. (Dec. 17, 2007)
Had 50-59 rebounds	52 vs. Florida in Auburn, Ala. (Jan. 30, 2023)
Defeated a Top-25 opponent	Auburn 67, #7 LSU 62, in Auburn, Ala. (Jan. 14, 2024)
Defeated a Top-10 opponent	Auburn 67, #7 LSU 62, in Auburn, Ala. (Jan. 14, 2024)
Defeated a Top-25 opponent on the road	Auburn 59, #18 Georgia Tech 51, in Atlanta, Ga. (Nov. 21, 2021)
Won a 1-point game	Auburn 77, Ole Miss 76 (OT) in Auburn, Ala. (Jan. 22, 2023)
Lost a 1-point game	Clemson 56, Auburn 55, in Clemson, S.C. [WNIT] (March 20, 2023)

Last Time an Auburn Player...

Scored 25-29 points	26 - Aicha Coulibaly vs. Tennessee in Auburn, Ala. (Jan. 27, 2022)
Scored 30-34 points	31 - Aicha Coulibaly vs. Ole Miss in Auburn, Ala. (Jan. 22, 2023)
Scored 35 points	35 - DeWanna Bonner vs. Tennessee in Auburn, Ala. (Jan. 25, 2009)
Scored 40 points	41 - Conswella Sparrow vs. South Alabama (Feb. 17, 1998)
Had 15-19 rebounds	16 - Kharyssa Richardson vs. Florida in Auburn, Ala. (Jan. 30, 2023)
Had 20+ rebounds	23 - Unique Thompson vs. Belmont in Auburn, Ala. (Dec. 20, 2020)
Had 10 assists	10 - Daisa Alexander vs. LSU in Auburn, Ala. (Feb. 16, 2020)
Had 15 assists	18 - Martha Monk vs. Alabama State (Feb. 18, 1981)
Had 5 blocks	6 - Unique Thompson vs. Louisiana Tech in Auburn, Ala. (Nov. 19, 2017)
Had 10 blocks	13 - Marita Payne vs. Arkansas (Feb. 3, 2005)
Had 5 steals	5 - JaMya Mingo-Young vs. Tennessee in Auburn, Ala. (Jan. 4, 2024)
Had 8 steals	8 - Brandy Montgomery vs. East Carolina in Auburn, Ala. (Dec. 5, 2015)
Had 10 steals	10 - Kristen Mulligan vs. Northeast Illinois in Auburn, Ala. (Dec. 18, 1992)
Made 10 field goals	10 - Honesty Scott-Grayson vs. Alabama State in Auburn, Ala. (Dec. 13, 2023)
Made 15 field goals	15 - Conswella Sparrow (15-16) vs. South Alabama (Feb. 17, 1998)
Attempted 20-24 field goals	21 - Honesty Scott-Grayson (9-21) vs. LSU in Auburn, Ala. (Jan. 14, 2024)
Attempted 25 field goals	25 - Unique Thompson (7-25) at Georgia in Athens, Ga. (Feb. 11, 2021)
Made 5+ three-point field goals	5 - Annie Hughes vs. Charleston Southern in Auburn, Ala. (Nov. 26, 2021)
Made 8 three-point field goals	8 - Tiffany Krantz vs. Troy State in Auburn, Ala. (Nov. 21, 1997)
Attempted 10 three-point field goals	11 - Honesty Scott-Grayson vs. UL-Lafayette in Auburn, Ala. (Nov. 9, 2023)
Attempted 15 three-point field goals	16 - Brandy Montgomery at Marquette in Milwaukee, Wis. (Dec. 13, 2023)
Made 10 free throws	12 - JaMya Mingo-Young in Auburn, Ala. (Dec. 16, 2023)
Made 15 free throws	Never

**SEC PRESEASON POLL (Media Vote)****Order of Finish**

- LSU
- South Carolina
- Tennessee
- Ole Miss
- Mississippi State
- Arkansas
- Georgia
- Texas A&M
- Alabama
- Florida
- Missouri
- Auburn
- Kentucky
- Vanderbilt

**Player of the Year**

Angel Reese, LSU

**Preseason All-SEC First Team**

Flau'Jae Johnson, LSU  
 Angel Reese, LSU  
 Hailey Van Lith, LSU  
 Kamila Cardoso, South Carolina  
 Rickea Jackson, Tennessee

**Preseason All-SEC Second-Team**

Anneesah Morrow, LSU  
 Madison Scott, Ole Miss  
 Jessika Carter, Mississippi State  
 Jewel Spear, Tennessee  
 Aicha Coulibaly, Texas A&M  
 Jordyn Cambridge, Vanderbilt

**SEC PRESEASON POLL (Coaches' Vote)****Order of Finish**

- LSU
- South Carolina
- Tennessee
- Ole Miss
- Mississippi State
- Texas A&M
- Arkansas
- Alabama
- Georgia
- Florida
- Missouri
- Auburn
- Vanderbilt
- Kentucky

**Player of the Year**

Angel Reese, LSU

**All-SEC First Team**

Angel Reese, LSU  
 Hailey Van Lith, LSU  
 Madison Scott, Ole Miss  
 Jessika Carter, Mississippi State  
 Hayley Frank, Missouri  
 Kamilla Cardoso, South Carolina  
 Rickea Jackson, Tennessee  
 Jannah Barker, Texas A&M

**All-SEC Second Team**

Makayla Daniels, Arkansas  
 Flau'Jae Johnson, LSU  
 Anneesah Morrow, LSU  
 Erynn Barnum, Mississippi State  
 Jerkaila Jordan, Mississippi State  
 Te-Hina Paopao, South Carolina  
 Tamari Key, Tennessee  
 Jewel Spear, Tennessee  
 Aicha Coulibaly, Texas A&M

Shot 100% from the field (min. 5 attempts)..... Romi Levy (6-6) vs. North Florida in Auburn, Ala. (Dec. 20, 2022)  
**Shot 100% at the free throw line (min. 10 attempts)..... JaMya Mingo-Young (12-12) vs. Norfolk State (Dec. 16, 2023)**  
**Made 20+ consecutive free throws..... JaMya Mingo-Young (29): first at UAB, last at Texas A&M (Dec. 3, 2023-Jan. 7, 2024)**  
**Had a double-double..... JaMya Mingo-Young (13 pts/10 reb) vs. North Alabama in Auburn, Ala. (Dec. 31, 2023)**  
 Had 2 consecutive double-doubles..... Aicha Coulibaly: 23/11 vs. Kennesaw, 17/12 at Alabama (Dec. 20, 2021-Jan. 2, 2022)  
 Had 3 consecutive double-doubles..... Unique Thompson: 14/14 at Florida, 22/10 vs. Kentucky, 10/10 at Alabama (Jan. 17-24, 2021)  
 Had 13 consecutive double-doubles..... Unique Thompson: First vs. BYU; last at Vandy (March 23, 2019-Jan. 2, 2020)  
 Had 18 consecutive double-doubles (AU record)..... Laurretta Freeman: First vs. Furman, Last vs. Oral Roberts (Dec. 29, 1992-Feb. 23, 1993)  
 Had a double-double at halftime..... Unique Thompson (16 pts/10 rebs) at Iowa State in Ames, Iowa (Nov. 13, 2018)  
 Two players had a double-double..... K. Richardson (15 pts/16 reb) & A. Coulibaly (14 pts/11 reb) vs. Florida in Auburn, Ala. (Jan. 30, 2023)  
 Recorded a double-double with points and assists..... Jannah McKay (16 pts/10 assists) vs. Grambling State (Nov. 6, 2018)  
 Scored 20 points & had 20 rebounds..... Unique Thompson (20 pts/23 reb) vs. Belmont in Auburn, Ala. (Dec. 20, 2020)  
 Had a triple-double..... Whitney Boddie (24 pts./11 rebs./12 ast.) vs. Sam Houston State (Dec. 5, 2008)  
 Two or more players scored 20 points..... Coulibaly (22) & Scott-Grayson (22) vs. Indiana in Las Vegas, Nev. (Nov. 25, 2022)  
 Three players scored 20 points..... Benton (23), Howard (22), Alexander (21) at Missouri in Columbia, Mo. (Feb. 27, 2020)  
 Two players scored 30 points..... Laticia Morris (33) & Tara Williams (30) vs. South Alabama (Jan. 14, 1997)  
 Had 2 straight 25-point games..... Jannah McKay: 27 at South Carolina, 26 vs. Arkansas (Jan. 11-14, 2018)  
 Had 3 straight 25-point games..... Jannah McKay: 25 pts vs. Texas A&M, 27 pts at South Carolina, 26 pts vs. Arkansas (Jan. 7-14, 2018)  
 Zero players scored in double figures..... at South Carolina in Columbia, S.C. (Feb. 17, 2022)  
**Only one player scored in double figures..... Honesty Scott-Grayson (16) vs. Ole Miss in Oxford, Miss. (Jan. 11, 2024)**  
**Five players scored in double figures..... Eddings (14), Mingo-Young (13), Shaw, Scott-Grayson, Duhon (11) vs. North Alabama (Dec. 31, 2023)**  
 Six players scored in double figures..... McKay/Benton (16), Primm (15), Thompson (14), Alexander/Jones (13) vs. Grambling (Nov. 6, 2018)  
 Seven players scored in double figures..... Carrier (19 pts.), Bonner (18 pts.), Smalley (16 pts.), Boddie (13 pts.)  
 R. Hobbs (13 pts.), Hilliard (13 pts.) & S. Hobbs (10 pts.) vs. Sam Houston State (Dec. 5, 2008)  
 Two players had 10 rebounds..... Aicha Coulibaly (10) and Precious Johnson (10) at Kentucky in Lexington, Ky. (Feb. 27, 2022)  
 Three players had 10 rebounds..... J. Greenleaf (12 rebs.), D. Bonner (12 rebs.) & W. Boddie (10 rebs.) vs. Oakland (Nov. 21, 2007)  
 Played every minute..... Honesty Scott-Grayson (40:00) at Alabama in Tuscaloosa, Ala. (Jan. 2, 2022)  
 Played 40 or more minutes in OT game..... S. Wells (43:38) & H. Scott-Grayson (43:00) at Missouri in Columbia, Mo. (Jan. 6, 2022)  
 Attempted a slam dunk..... Hasina Muhammad vs. St. John's in Auburn, Ala. (Dec. 6, 2013)  
 Made a shot from half-court or beyond..... Brooke Moore (end 2nd quarter) vs. Alabama State in Auburn, Ala. (Dec. 29, 2018)  
 Every Auburn player dressed scored..... 11 players vs. Samford in Auburn, Ala. (Dec. 18, 2022)

**Last Time an Auburn Opponent...**

Shot less than 30% in a game (SEC)..... Arkansas - 26.9% (14-of-52) in Auburn, Ala. (Feb. 5, 2023)  
**Shot less than 30% in a game (Non-conf)..... Norfolk State - 27.6% (16-of-58) in Auburn, Ala. (Dec. 16, 2023)**  
 Shot 60% or better in a game..... South Carolina - 63.2% (36-of-57) in Columbia, S.C. (Jan. 5, 2023)  
 Scored 90 points..... South Carolina 94, Auburn 42, in Columbia, S.C. (Jan. 5, 2023)  
 Scored 100 points..... Georgia 102, Auburn 72 in Athens, Ga. (Mar. 3, 1984)  
 Scored 100 points at Auburn..... Tuskegee 105, Auburn 98 (2OT) (Feb. 12, 1979)  
 Had 25+ rebound margin..... 37 - South Carolina (62-25) in Columbia, S.C. (Feb. 17, 2022)  
 Had a 20-24 rebound margin..... 24 - South Carolina (50-26) in Auburn, Ala. (Feb. 9, 2023)  
**Scored 5 points or less in a quarter..... 2 - Alabama State (1st quarter) in Auburn, Ala. (Dec. 13, 2023)**  
**Scored less than 10 points in a quarter..... 9 - Ole Miss (4th quarter) in Oxford, Miss. (Jan. 11, 2024)**  
 Scored less than 10 points in all four quarters..... Winthrop (9-8-8-8) in Auburn, Ala. (Dec. 16, 2015)  
 Scored 30 or more points in a quarter..... 30 - Kentucky (1st quarter) in Lexington, Ky. (Feb. 27, 2022)  
 Scored less than 10 points in a half..... 9 - USC Upstate (1st half) in Auburn, Ala. (Nov. 25, 2020)  
**Scored less than 20 points in a half..... 19 - Norfolk State (2nd half) in Auburn, Ala. (Dec. 16, 2023)**  
 Had 50 rebounds..... 50 - South Carolina in Auburn, Ala. (Feb. 9, 2023)  
 Had 25 assists..... 25 - South Carolina in Columbia, S.C. (Jan. 5, 2023)  
**Had 25-29 turnovers..... 27 - Norfolk State in Auburn, Ala. (Dec. 16, 2023)**  
 Had 30-34 turnovers..... 33 - Sam Houston in Auburn, Ala. (Nov. 8, 2022)  
**Had 35+ turnovers..... 40 - Alabama State in Auburn, Ala. (Dec. 13, 2023)**  
 Had 15 steals..... 21 - Belmont in Auburn, Ala. (Dec. 20, 2020)  
 Had 10 blocks..... 13 - LSU in Auburn, Ala. (Jan. 9, 2022)  
**Failed to make a 3-point field goal..... LSU (0-2) in Auburn, Ala. (Jan. 14, 2024)**  
 Attempted 35 free throws..... 39 - Arkansas in Auburn, Ala. (Feb. 5, 2023)  
 Made 30 free throws..... 30 - Arkansas (Jan. 22, 1995)  
 Made 10+ three-point field goals..... 10 - Kentucky in Lexington, Ky. (Feb. 27, 2022)  
 Made 15+ three-point field goals..... 15 - Alabama in Auburn, Ala. (Feb. 14, 2021)  
**Scored 41-50 points in a game..... 45 - Little Rock in Little Rock, Ark. (Dec. 10, 2023)**  
**Scored 31-40 points in a game..... 39 - Norfolk State in Auburn, Ala. (Dec. 16, 2023)**  
 Scored 30 points or less..... 26 - Georgia in Athens, Ga. (Feb. 22, 2015)  
 Scored 25 points or less..... 25 - Puerto Rico-Mayaguez (Dec. 17, 2000)

**Last Time an Opposing Player...**

Scored 30+ points (non-conference)..... 35 - Ajah Wayne of Old Dominion in Auburn, Ala. (Nov. 14, 2019)  
 Scored 30+ points (SEC)..... 32 - Rhyne Howard of Kentucky in Lexington, Ky. (Feb. 27, 2022)  
 Scored 35+ points (all games)..... 41 - Jasmine Walker of Alabama in Auburn, Ala. (Feb. 14, 2021)  
 Scored 40+ points (all games)..... 41 - Jasmine Walker of Alabama in Auburn, Ala. (Feb. 14, 2021)  
 Attempted 25 field goals..... 27 - Jantel Lavender (9-27) of Ohio State (Nov. 23, 2008)  
 Scored 20 points & had 20 rebounds..... Young of Baylor in the WNIT Championship Game, (20 pts./25 rebs.) (Apr. 4, 2003)  
 Two players scored 20 points..... Rhyne Howard (32) and Dre'una Edwards (25) of Kentucky in Lexington, Ky. (Feb. 27, 2022)  
 Three players scored 20 points..... by LSU in Baton Rouge, Chatman (22 pts), Johnson (21 pts) & Lowery (20 pts) (Jan. 12, 1991)  
 Five players scored in double figures..... Holmes (26), Garzon (21), Parris (16), McNeil (16), Scalia (12) of Indiana (Nov. 25, 2022)  
 Six players scored in double figures..... Williams (10), Lewis (13), Bonds (18), Peoples (10), Miller (12), Svete (12) of Florida (Jan. 26, 2014)  
**Recorded a double-double..... A. Reese (24 pts/11 reb) & A. Morrow (12 pts/15 reb) of LSU in Auburn, Ala. (Jan. 14, 2024)**  
**Recorded a double-double with points and assists..... C. Leger-Walker of Washington State (12 pts/10 ast) in Auburn, Ala. (Dec. 20, 2023)**  
 Recorded a triple-double..... Ceira Ricketts (14 pts./13 rebs./12 ast.) of Arkansas (Jan. 18, 2009)  
**Two players recorded a double-double..... A. Reese (24 pts/11 reb) & A. Morrow (12 pts/15 reb) of LSU in Auburn, Ala. (Jan. 14, 2024)**  
 Committed 10+ turnovers..... 10 - Shaquera Wade of Alabama in Greenville, S.C. (March 7, 2019)  
**Had 15-19 rebounds..... 15 - Anneesah Morrow of LSU in Auburn, Ala. (Jan. 14, 2024)**  
 Had 20+ rebounds..... 21 - Ayana Mitchell of LSU in Baton Rouge, La. (March 3, 2019)  
**Had 10 assists..... 10 - Charlissee-Leger-Walker of Washington State in Auburn, Ala. (Dec. 20, 2023)**  
 Had 15 assists..... 16 - Cindy McMahan of Alabama-Huntsville (Nov. 24, 1980)  
 Had 5 blocks..... 6 - Jenna Staiti of Georgia in Athens, Ga. (Feb. 11, 2021)  
 Had 5 steals..... 5 - Alisha Lewis of Georgia in Greenville, S.C. (March 2, 2023)  
 Made 15 field goals..... 15 - Chamique Holdslaw (15-21) of Tennessee (Feb. 1, 1998)  
 Made 10 3-point field goals..... 11 - Morgan Eye (11-18) of Missouri in Columbia, Mo. (Jan. 6, 2013)

**Specialty Statistics (Auburn-Opponent)**

Opponent	Points in the Paint	Points off Turnovers	2nd-Chance Points	Fast-Break Points	Bench Points
Jacksonville State	46-30	24-9	11-0	15-3	27-34
Louisiana-Lafayette	28-24	15-15	16-6	13-3	4-1
at Rutgers	46-20	29-11	13-15	18-13	11-14
California	26-32	11-13	20-4	4-13	29-2
at UCF	22-24	23-24	7-5	7-7	19-5
Alabama A&M	32-24	17-14	14-9	14-8	26-10
Clemson	38-26	29-4	2-7	18-7	39-16
at UAB	38-20	20-11	7-16	15-4	17-25
at Little Rock	28-22	20-13	11-7	12-1	19-10
Alabama State	60-14	53-17	10-6	30-2	40-18
Norfolk State	30-26	32-13	9-8	16-5	20-7
Washington State	28-26	23-14	11-7	8-5	20-15
North Alabama	32-34	19-9	15-8	13-14	34-12
Tennessee	28-30	18-9	12-9	12-25	28-19
at Texas A&M	20-40	11-15	3-10	6-10	10-15
at Ole Miss	24-34	13-15	13-15	4-8	19-17
LSU	28-42	20-15	10-13	16-11	17-4

**Lead-Deficit Comparison**

Opponent	Largest Lead	Largest Deficit	Lead Changes	Ties	Result
Jacksonville State	31 (4th, 2:20)	-	0	0	W, 78-49
Louisiana-Lafayette	9 (4th, 6:22)	12 (2nd, 2:25)	6	5	W, 60-54
at Rutgers	23 (3rd, 7:31)	13 (1st, 3:28)	1	2	W, 76-56
California	3 (1st, 9:20)	15 (3rd, 8:56)	1	0	L, 53-67
at UCF	3 (2nd, 3:59)	11 (3rd, 2:10)	9	3	L, 53-60
Alabama A&M	26 (4th, 8:00)	-	0	0	W, 68-45
Clemson	34 (4th, 1:03)	-	0	0	W, 83-53
at UAB	17 (3rd, 1:04)	3 (1st, 1:04)	2	0	W, 72-62
at Little Rock	23 (3rd, 7:54)	-	0	4	W, 58-45
Alabama State	57 (4th, 6:11)	-	0	0	W, 94-37
Norfolk State	32 (4th, 6:36)	1 (2nd, 5:59)	2	2	W, 67-39
Washington State	10 (4th, 4:29)	9 (2nd, 9:24)	5	3	W, 69-62
North Alabama	24 (4th, 6:50)	5 (2nd, 6:17)	7	4	W, 79-58
Tennessee	11 (2nd, 5:06)	12 (4th, 7:21)	7	1	L, 67-75
at Texas A&M	1 (1st, 8:08)	25 (4th, 7:43)	4	0	L, 44-66
at Ole Miss	-	18 (3rd, 3:50)	0	1	L, 55-58
LSU	10 (1st, 0:47)	3 (2nd, 3:12)	17	7	W, 67-62

**Scoring Breakdown**

(Percentage of total points in parentheses)

Opponent	Sr./Gr.	Jr.	So.	Fr.	Starters	Bench	2-pt FG	3-pt FG	FTs
Jacksonville State	22	19	24	13	51 (65.4)	27 (34.6)	50 (64.1)	12 (15.4)	16 (20.5)
Louisiana-Lafayette	24	10	10	16	56 (93.3)	4 (6.7)	34 (56.7)	12 (20.0)	14 (23.3)
at Rutgers	25	18	11	21	65 (85.5)	11 (14.5)	50 (65.8)	6 (7.9)	20 (26.3)
California	24	13	14	2	24 (45.2)	29 (54.8)	36 (67.9)	9 (17.0)	8 (15.1)
at UCF	22	8	22	1	34 (64.2)	19 (35.8)	38 (71.7)	6 (11.3)	9 (17.0)
Alabama A&M	19	18	16	15	44 (64.7)	24 (35.3)	40 (58.8)	15 (22.1)	13 (19.1)
Clemson	40	18	21	4	44 (53.0)	39 (47.0)	46 (55.4)	18 (21.7)	19 (22.9)
at UAB	35	17	16	4	55 (76.4)	17 (23.6)	52 (72.2)	6 (8.3)	14 (19.4)
at Little Rock	29	9	14	6	39 (67.2)	19 (33.8)	36 (61.0)	12 (20.3)	10 (18.7)
Alabama State	46	25	10	13	54 (57.4)	40 (42.6)	66 (70.2)	12 (12.8)	16 (17.0)
Norfolk State	38	8	12	9	47 (70.1)	20 (29.9)	40 (59.7)	6 (9.0)	21 (31.3)
Washington State	39	14	14	2	49 (71.0)	20 (29.0)	38 (55.1)	15 (21.7)	16 (23.2)
North Alabama	30	18	24	7	45 (57.0)	34 (43.0)	44 (55.7)	24 (30.4)	11 (13.9)
Tennessee	35	24	4	4	39 (58.2)	28 (41.8)	48 (71.6)	6 (9.0)	13 (19.4)
at Texas A&M	32	10	0	2	34 (77.3)	10 (22.7)	28 (63.6)	3 (6.8)	13 (29.5)
at Ole Miss	31	11	8	5	36 (65.5)	19 (34.5)	26 (47.3)	9 (16.4)	20 (36.4)
LSU	40	12	15	0	50 (74.6)	17 (25.4)	44 (65.7)	12 (17.9)	11 (16.4)

**Comparison Statistics (Auburn/Opponent)**

Opponent	1st	2nd	Score	Mar	Total FG	FG Pct	3-Pointers	3FG Pct	Free Throws	FT Pct	Reb.	Mar	Assist	TO	Blk	Stl	Fouls
Jacksonville State	41-26	37-23	78-49	+29	29-61/18-59	.475/.305	4-9/3-14	.444/.214	16-22/10-12	.727/.833	43/31	+12	13/5	15/19	4/1	11/7	15/20
UL-Lafayette	16-25	44-29	60-54	+6	21-59/18-49	.356/.367	4-20/4-15	.200/267	14-19/14-21	.737/.667	46/30	+16	14/8	17/16	4/2	6/7	22/21
Rutgers	38-22	38-34	76-56	+20	27-58/17-53	.466/.321	2-11/7-19	.182/.368	20-31/15-21	.645/.714	34/40	(6)	14/9	12/24	7/3	11/10	16/26
California	21-33	32-34	53-67	(14)	21-67/23-61	.313/.377	3-15/6-18	.200/.333	8-13/15-19	.615/.789	41/46	(5)	10/8	10/12	1/4	7/6	19/14
UCF	26-27	27-33	53-60	(7)	21-55/21-46	.382/.457	2-15/7-15	.133/.467	9-16/11-13	.563/.846	34/27	+7	7/10	18/20	6/0	6/6	17/16
Alabama A&M	32-20	36-25	68-45	+23	25-59/16-61	.424/.262	5-11/2-8	.455/.250	13-21/11-16	.619/.688	42/42	0	12/3	20/23	8/4	13/8	17/18
Clemson	36-21	47-32	83-53	+30	29-61/16-48	.475/.333	6-19/3-16	.316/.188	19-30/18-29	.633/.621	36/41	(5)	16/4	13/29	3/0	17/5	25/27
UAB	35-21	37-41	72-62	+10	28-60/18-61	.467/.295	2-5/7-24	.400/.292	14-23/19-23	.609/.826	44/36	+8	14/9	16/17	6/1	9/6	18/22
Little Rock	32-16	26-29	58-45	+13	22-53/18-41	.415/.439	4-10/1-4	.400/.250	10-15/8-17	.667/.471	32/25	+7	10/7	19/19	1/1	8/7	21/18
Alabama State	46-13	48-24	94-37	+57	37-78/14-42	.474/.333	4-14/3-8	.286/.375	16-24/6-8	.667/.750	41/28	+13	25/7	14/40	1/7	28/7	14/22
Norfolk State	26-20	41-19	67-39	+28	22-54/16-58	.407/.276	2-13/2-12	.154/.167	21-26/5-7	.808/.714	40/37	+3	12/4	20/27	3/2	13/11	14/21
Washington St.	26-32	43-30	69-62	+7	24-57/22-49	.421/.449	5-10/8-19	.500/.421	16-19/10-11	.842/.909	32/31	+1	16/15	12/20	1/4	9/8	13/18
North Alabama	30-27	49-31	79-58	+21	30-71/24-60	.423/.400	8-16/6-22	.500/.273	11-12/4-7	.917/.571	41/37	+4	20/11	11/21	6/0	7/5	9/15
Tennessee	40-32	27-43	67-75	(7)	26-78/24-48	.333/.500	2-14/3-7	.143/.439	13-16/24-30	.813/.800	34/47	(13)	8/10	6/23	1/4	11/3	20/17
Texas A&M	20-32	24-34	44-66	(22)	15-49/25-57	.306/.439	1-9/1-8	.111/.125	13-21/15-23	.619/.652	29/43	(14)	8/12	17/16	4/3	9/8	20/21
Ole Miss	21-27	34-31	55-58	(3)	16-55/24-60	.291/.400	3-12/1-4	.250/.250	20-24/9-15	.833/.600	35/43	(8)	8/13	18/21	4/10	6/8	18/21
LSU	34-37	33-25	67-62	+5	26-59/23-55	.441/.418	4-11/0-2	.364/.000	11-15/16-25	.733/.640	34/36	(2)	11/11	17/15	1/1	10/10	19/17

**Game-by-Game Leaders**

Opponent	Points	Rebounds	Assists	Steals	Blocked Shots
Jacksonville State	14-Honesty Scott-Grayson	8-Savannah Scott	4-Bostic/Shaw	4-Mar'Shaun Bostic	1-(four players)
Louisiana-Lafayette	16-Savannah Scott	14-Taylen Collins	3-(three players)	2-Collins/Scott-Grayson	2-Yakiya Milton
at Rutgers	21-Savannah Scott	11-Savannah Scott	4-Honesty Scott-Grayson	3-Celia Sumbane	2-Scott/Sumbane
California	18-Honesty Scott-Grayson	9-Honesty Scott-Grayson	5-JaMya Mingo-Young	1-(seven players)	1-H. Scott-Grayson
at UCF	17-Sydney Shaw	8-Taylen Collins	4-JaMya Mingo-Young	2-Sumbane/Duhon	2-Yakiya Milton
Alabama A&M	15-Sydney Shaw	10-Taylen Collins	3-JaMya Mingo-Young	4-Mar'Shaun Bostic	2-Collins/Eddings
Clemson	18-Honesty Scott-Grayson	6-Sydney Shaw	5-Honesty Scott-Grayson	5-Scott-Grayson/Bostic	2-Taylen Collins
at UAB	22-Honesty Scott-Grayson	8-Taylen Collins	4-Honesty Scott-Grayson	4-Mar'Shaun Bostic	2-Taylen Collins
at Little Rock	12-Honesty Scott-Grayson	8-Taylen Collins	4-JaMya Mingo-Young	2-Shaw/Scott-Grayson	1-JaMya Mingo-Young
Alabama State	24-Honesty Scott-Grayson	7-Celia Sumbane	6-JaMya Mingo-Young	5-Sumbane/Duhon	1-Timya Thurman
Norfolk State	16-JaMya Mingo-Young	5-Mingo-Young/Collins	4-JaMya Mingo-Young	4-Taylen Collins	1-(three players)
Washington State	17-Honesty Scott-Grayson	7-JaMya Mingo-Young	7-JaMya Mingo-Young	3-Collins/Scott-Grayson	1-McKenna Eddings
North Alabama	14-McKenna Eddings	10-JaMya Mingo-Young	7-JaMya Mingo-Young	3-McKenna Eddings	2-Sydney Shaw
Tennessee	17-Mar'Shaun Bostic	6-Taylen Collins	2-Mingo-Young/Eddings	5-JaMya Mingo-Young	1-Celia Sumbane
at Texas A&M	15-Honesty Scott-Grayson	8-JaMya Mingo-Young	3-JaMya Mingo-Young	2-Taylen Collins	1-(four players)
at Ole Miss	16-Honesty Scott-Grayson	6-Oyindamola Akinbolawa	2-Mar'Shaun Bostic	2-Mingo-Young/Akinbolawa	2-Taylen Collins
LSU	21-Honesty Scott-Grayson	7-Taylen Collins	5-JaMya Mingo-Young	4-Celia Sumbane	1-Savannah Scott

**2023-24 Starting Lineups**

Opponent	Point Guard (1)	Wing (2)	Wing (3)	Wing (4)	Post (5)
Jacksonville State (1)	Bostic	Shaw	Scott-Grayson	Collins	Scott
Louisiana-Lafayette	Bostic	Shaw	Scott-Grayson	Collins	Scott
at Rutgers	Bostic	Shaw	Scott-Grayson	Collins	Scott
California (2)	Bostic	Shaw	Eddings	Collins	Scott
at UCF	Bostic	Shaw	Scott-Grayson	Collins	Scott
Alabama A&M (3)	Bostic	Shaw	Sumbane	Collins	Scott
Clemson (4)	Bostic	Shaw	Scott-Grayson	Sumbane	Collins
at UAB	Bostic	Shaw	Scott-Grayson	Sumbane	Collins
at Little Rock (5)	Mingo-Young	Shaw	Scott-Grayson	Sumbane	Collins
Alabama State	Mingo-Young	Shaw	Scott-Grayson	Sumbane	Collins
Norfolk State	Mingo-Young	Shaw	Scott-Grayson	Sumbane	Collins
Washington State	Mingo-Young	Shaw	Scott-Grayson	Sumbane	Collins
North Alabama	Mingo-Young	Shaw	Scott-Grayson	Sumbane	Collins
Tennessee	Mingo-Young	Shaw	Scott-Grayson	Sumbane	Collins
at Texas A&M (6)	Mingo-Young	Scott-Grayson	Sumbane	Collins	Scott
at Ole Miss (7)	Mingo-Young	Scott-Grayson	Duhon	Collins	Scott
LSU (8)	Mingo-Young	Scott-Grayson	Duhon	Collins	Akinbolawa

**Record by Starting Lineup**

Bostic, Shaw, Scott-Grayson, Collins, Scott.....	3-1 (.750)
Bostic, Shaw, Eddings, Collins, Scott.....	0-1 (.000)
Bostic, Shaw, Sumbane, Collins, Scott.....	0-1 (.000)
Bostic, Shaw, Scott-Grayson, Sumbane, Collins.....	2-0 (1.000)
Mingo-Young, Shaw, Scott-Grayson, Sumbane, Collins.....	5-1 (.833)
Mingo-Young, Scott-Grayson, Sumbane, Collins, Scott.....	0-1 (.000)
Mingo-Young, Scott-Grayson, Duhon, Collins, Scott.....	0-1 (.000)
Mingo-Young, Scott-Grayson, Duhon, Collins, Akinbolawa.....	1-0 (1.000)



# Johnnie HARRIS

Head Coach

Third Season at Auburn • 25th Season in college coaching

Pine Bluff, Ark. • Arkansas Baptist, 1996

Johnnie Harris enters her third year as head coach for Auburn women's basketball in 2023-24. A long-time Southeastern Conference assistant and 2018 WBCA National Assistant Coach of the Year, Harris was named Auburn women's basketball head coach on April 3, 2021.

In year two at Auburn, Harris led the Tigers to their first winning record and postseason appearance in four years, finishing with a 16-15 overall record and five SEC wins. Auburn won a postseason game for the first time since 2016, defeating Tulane in the WNIT first round. In addition, the Tigers tied a school record for steals in a game with 24 against Samford, defeated Texas A&M for the first time, and won a road game in the SEC for the first time since the 2019-20 season.

Her first season on the Plains saw Auburn double its win total from the previous season and pick up three victories over nationally ranked opponents. Her first top-25 win came Nov. 21 with a 59-51 win at Georgia Tech, Auburn's first road win over a ranked foe since 2014. The biggest win of the season, and one of Auburn's biggest in decades, came Jan. 27 when the Tigers shocked No. 4 Tennessee 71-61 at home for their first SEC win of the season and their first win over a top-5 opponent since 1997. The Tigers added one more top-25 win, a 65-60 victory over No. 21 Georgia on Feb. 20. Sophomore Aicha Coulibaly was named to the All-SEC Second Team, and the Tigers landed a consensus top-25 recruiting class for 2022-23.

Prior to her arrival at Auburn, Harris spent 16 years combined at Arkansas, Texas A&M and Mississippi State, and spent the 2020-21 season as the Associate Head Coach at the University of Texas. She helped Texas to an Elite Eight appearance during the 2020-21 season, and she worked alongside Longhorn head coach Vic Schaefer the previous 10 years assisting Mississippi State to a pair of NCAA Championship game appearances. She was a central part of Mississippi State's success those eight seasons and is considered one of the nation's top recruiters.

Harris helped lead Mississippi State to a 221-62 [.781] record and five NCAA Tournament berths, including NCAA Championship Game appearances in 2017 and 2018. During that time, the Bulldogs also won the program's first Southeastern Conference regular-season championship and SEC Tournament Championship.

Harris' pupils in the past were some of the best in Mississippi State school history, led by Teaira McCowan, who Harris mentored during McCowan's record-setting junior and senior campaigns from 2017-19. The 2019 SEC Player of the Year and a consensus First-Team All-American, McCowan finished her career as Mississippi State's leader in rebounds and field-goal percentage, while ranking second in blocks and fourth in points and field-goals made.

The individual development McCowan showed during Mississippi State's run to a second consecutive national title game caught the attention of the coaching community, as Harris was tabbed the WBCA National Assistant Coach of the Year for the 2017-18 season.

In 2018-19, Harris helped transfer forward Anriel Howard combine with McCowan to create one of the best front courts in the country. In her lone season with the Bulldogs, Howard earned first-team All-SEC recognition by the AP and league coaches after averaging 16.4 points and 8.4 rebounds per game. Both McCowan [No. 3, Indiana Fever] and Howard [No. 24, Seattle Storm] were selected in the 2019 WNBA Draft.

Another Harris product, Chinwe Okorie, was an integral part of the Bulldogs' runs to the Final Four and 2016 Sweet 16 and finished her MSU career sixth in program annals in field-goal percentage, shooting 52.1 percent over 109 games. She raised her scoring average and field goal percentage each season of her three-year career, capped by her 7.5 ppg average on 56.4 percent shooting as a senior.

Harris helped guide Texas A&M to four Sweet 16 appearances in her five seasons, including the program's first national championship in 2010-11. During her tenure with the Aggies, Harris helped sign and mentor junior college All-Americans Danielle Adams and Tanisha Smith.

Prior to her stop in College Station, Harris spent three seasons at Arkansas, landing some of the Lady Razorbacks' top recruiting classes in program history. She signed Laura Ervin, a junior college All-American who went on to garner Second Team All-SEC accolades, as well as Freshman All-SEC selection Donica Cosby.

Harris has had the opportunity to learn from some of the game's top coaches, including Hall of Famer Kay Yow at N.C. State. She joined the program in the 2003-04 season and assisted the squad to the NCAA Tournament for the first time in two years. Her first recruiting class in Raleigh was rated as one of the best in the nation. She also garnered a commitment from Gillian Goring, the nation's No. 1 post player who went on to play for the Washington Mystics.

The Arkansas-Fort Smith position kept the Pine Bluff native in her home state after she started her coaching career as a graduate assistant at Little Rock. Her hard work at UALR earned her a promotion to a full-time assistant position in 2000.

Harris is the mother of two children, Marcus and Kiera, and the legal guardian of Lily. She also has two grandchildren, Samarah and Kaiden.

## Harris Year-by-Year

### Arkansas-Little Rock, Assistant Coach (1999-2001)

Year	Record	Conf.	Other Information
1999-00	5-23	1-15	
2000-01	6-22	0-16	

### Arkansas-Fort Smith, Assistant Coach (2001-03)

Year	Record	Conf.	Other Information
2001-02	26-2		
2002-03	34-8		Conference Champions

### NC State, Assistant Coach (2003-04)

Year	Record	Conf.	Other Information
2003-04	17-15	8-8	NCAA First Round

### Arkansas, Assistant Coach (2004-07)

Year	Record	Conf.	Other Information
2004-05	17-14	3-11	WNIT Second Round
2005-06	13-15	5-9	
2006-07	18-13	3-11	

### Texas A&M, Assistant Coach (2007-12)

Year	Record	Conf.	Other Information
2007-08	29-8	11-5	NCAA Elite Eight
			Big 12 Tournament Champions
2008-09	27-8	11-5	NCAA Sweet 16
2009-10	26-8	10-6	NCAA Second Round
			Big 12 Tournament Champions
2010-11	33-5	13-3	National Champions
2011-12	24-11	11-7	NCAA Sweet 16

### Mississippi State, Associate Head Coach (2013-20)

Year	Record	Conf.	Other Information
2012-13	13-17	5-11	
2013-14	22-14	5-11	WNIT Quarterfinals
2014-15	27-7	11-5	NCAA Second Round
2015-16	28-8	11-5	NCAA Sweet 16
2016-17	34-5	13-3	National Runner-Up
2017-18	37-2	16-0	National Runner-Up
			SEC Regular Season Champions
2018-19	33-3	15-1	NCAA Elite Eight
			SEC Regular Season & Tournament Champions
2019-20	27-6	13-3	(no postseason; pandemic)

### Texas, Associate Head Coach (2020-21)

Year	Record	Conf.	Other Information
2020-21	21-10	11-7	NCAA Elite Eight

### Auburn, Head Coach (2021- )

Year	Record	Conf.	Other Information
2021-22	10-18	2-14	
2022-23	16-15	5-11	WNIT Second Round
2023-24	12-5	1-3	



# Yakiya MILTON

# #0

Freshman • Forward • 6-4  
Jacksonville, Fla. • Mandarin HS

- First collegiate field goal vs. UAB; had season-best 4 rebounds (12/3)
- Had two blocks, two rebounds and scored first collegiate point in return to home state at UCF (11/20)
- Two blocks in just under 9 minutes of action vs. UL-Lafayette (11/9)
- Two-time all-conference selection at Mandarin HS
- Ranked 8th in state of Florida in blocks
- All-time leader at Mandarin HS in blocks and rebounds
- Cousin of former Auburn MBB player Kyle Davis, Auburn's all-time blocked shots leader
- Youngest player on team, one of youngest in SEC

**SEASON/CAREER HIGHS**

Points	2	3x; last at Ole Miss	1/11/24
Rebounds	4	2x; last vs. Alabama State	12/13/23
Assists	1	2x; last vs. Norfolk State	12/16/23
Blocks	2	2x; last at UCF	11/20/23
Steals	2	vs Alabama State	12/13/23
Field Goals	1	3x; last at Ole Miss	1/11/24
Field Goal Attempts	4	vs. North Alabama	12/31/23
3-Point Field Goals			
3-Point FG Attempts			
Free Throws	2	at Texas A&M	1/7/24
Free Throw Attempts	4	vs. Alabama State	12/13/23

Opponent	Start	Min.	FG-A	3PT-A	FT-A	O-D-T	PF	Ast.	TO	Blk.	St.	Pts.
JACKSONVILLE STATE		4:30	0-1	0-0	0-0	0-0-0	1	0	0	0	0	0
LOUISIANA-LAFAYETTE		8:45	0-0	0-0	0-0	0-0-0	1	0	0	2	0	0
at Rutgers		2:31	0-0	0-0	0-2	1-1-2	0	0	0	1	0	0
CALIFORNIA						--DNP--						
at UCF		16:45	0-2	0-0	1-2	0-2-2	3	0	1	2	1	1
ALABAMA A&M		7:35	0-1	0-0	0-0	0-1-1	4	0	2	1	0	0
CLEMSON		3:36	0-0	0-0	0-0	0-0-0	2	0	1	0	0	0
at UAB		14:21	1-2	0-0	0-0	0-4-4	3	0	1	1	0	2
at Little Rock		3:27	0-0	0-0	0-0	1-1-2	0	0	0	0	0	0
ALABAMA STATE		11:53	0-2	0-0	0-4	2-2-4	2	1	1	0	2	0
NORFOLK STATE		4:37	0-0	0-0	0-0	0-0-0	1	1	1	1	0	0
WASHINGTON STATE						--DNP--						
NORTH ALABAMA		11:47	1-4	0-0	0-0	0-2-2	0	0	1	1	0	2
TENNESSEE						--DNP--						
at Texas A&M		15:02	0-0	0-0	2-2	1-2-3	2	0	0	1	0	2
at Ole Miss		4:22	1-1	0-0	0-0	0-0-0	0	0	0	0	0	2
LSU						--DNP--						
at Vanderbilt												
ALABAMA												
GEORGIA												
SOUTH CAROLINA												
at Arkansas												
at Missouri												
KENTUCKY												
at Alabama												
at LSU												
TEXAS A&M												
MISSISSIPPI STATE												
at Florida												

**MILTON'S CAREER STATISTICS**

SEASON	TEAM	GP-GS	MIN/AVG	Field Goals		3-Point		F-Throws		Rebounds				Scoring						
				FG-FGA	FG%	3FG-3FGA	3FG%	FT-FTA	FT%	OFF	DEF	TOT	AVG	PF	FO	A	TO	BLK	STL	PTS
2023-24	AUB	13-0	109/8.4	3-13	.231	0-0	.000	3-10	.300	5	15	20	1.5	19-0	2	8	10	3	9	0.7
<b>TOTAL</b>		<b>13-0</b>	<b>109/8.4</b>	<b>3-13</b>	<b>.231</b>	<b>0-0</b>	<b>.000</b>	<b>3-10</b>	<b>.300</b>	<b>5</b>	<b>15</b>	<b>20</b>	<b>1.5</b>	<b>19-0</b>	<b>2</b>	<b>8</b>	<b>10</b>	<b>3</b>	<b>9</b>	<b>0.7</b>





# Celia SUMBANE

# #1

Junior • Forward • 6-2

Maputo, Mozambique • South Plains CC [Texas]

- Season-high 28 minutes in upset win over #7 LSU; finished with 6 points, 5 rebounds, 4 steals (1/14)
- Went on 8-0 run by herself to open 4th quarter at Ole Miss to help close gap; finished with 9 points, 3 rebounds (1/11)
- Stuffed stat sheet in big win over Alabama State with 11 points, 7 rebounds, 5 steals, 3 assists, all season highs (12/13)
- Was a defensive force in win at Rutgers with 5 points, 2 rebounds, 2 blocks, 3 steals, 2 assists (11/12)
- First-team NJCAA All-American in 2023; Western Junior College Athletic Conference MVP and DPOY
- Averaged 14.6 points, 8.0 rebounds, 1.7 steals, 1.6 assists at South Plains CC in 2022-23
- First Auburn player from Mozambique, fifth player from Africa
- Played for home country at FIBA U19 World Cup in Thailand in 2019
- Club MVP for Quinda dos Lombos club team in Portugal

### SEASON/CAREER HIGHS

Points		
11	vs. Alabama State	12/13/23
Rebounds		
7	vs. Alabama State	12/13/23
Assists		
3	vs. Alabama State	12/13/23
Blocks		
2	at Rutgers	11/12/23
Steals		
5	vs. Alabama State	12/13/23
Field Goals		
5	vs. Alabama State	12/13/23
Field Goal Attempts		
10	vs. North Alabama	12/31/23
3-Point Field Goals		
2	vs. Washington St.	12/20/23
3-Point FG Attempts		
2	3x; last vs. North Alabama	12/31/23
Free Throws		
3	2x; last at Ole Miss	1/11/24
Free Throw Attempts		
4	2x; last at Ole Miss	1/11/24

Opponent	Start	Min.	FG-A	3PT-A	FT-A	O-D-T	PF	Ast.	TO	Blk.	St.	Pts.
JACKSONVILLE STATE		14:26	0-3	0-0	1-2	2-3-5	0	0	1	1	0	1
LOUISIANA-LAFAYETTE		4:15	0-1	0-1	0-0	0-0-0	2	0	0	0	0	0
at Rutgers		18:48	2-3	1-2	0-0	0-2-2	1	2	1	2	3	5
CALIFORNIA		13:34	1-3	0-1	0-0	0-3-3	2	0	1	0	1	2
at UCF		21:16	3-5	0-1	0-0	1-0-1	3	1	2	1	2	6
ALABAMA A&M	*	14:20	1-2	0-0	2-2	1-2-3	4	1	1	1	1	4
CLEMSON	*	11:14	1-1	0-0	0-0	0-1-1	4	0	2	0	0	4
at UAB	*	19:19	1-3	0-0	3-4	2-3-5	4	1	2	1	1	5
at Little Rock	*	6:17	1-1	0-0	0-0	1-0-1	2	0	4	0	0	2
ALABAMA STATE	*	21:14	5-9	0-0	1-2	5-2-7	1	3	0	0	5	11
NORFOLK STATE	*	16:50	2-3	0-0	0-0	1-2-3	1	1	0	1	0	4
WASHINGTON STATE	*	9:58	2-3	2-2	0-0	1-0-1	3	1	3	0	1	6
NORTH ALABAMA	*	15:40	1-10	0-2	2-2	2-7-9	2	1	1	0	1	4
TENNESSEE	*	18:37	1-3	0-1	2-2	1-3-4	3	0	1	1	2	4
at Texas A&M	*	21:10	1-2	0-1	0-0	0-2-2	4	0	1	0	1	2
at Ole Miss		23:11	3-8	0-1	3-4	2-1-3	3	0	2	0	0	9
LSU		28:27	2-7	0-0	2-3	3-2-5	1	1	3	0	4	6
at Vanderbilt												
ALABAMA												
GEORGIA												
SOUTH CAROLINA												
at Arkansas												
at Missouri												
KENTUCKY												
at Alabama												
at LSU												
TEXAS A&M												
MISSISSIPPI STATE												
at Florida												

### SUMBANE'S CAREER STATISTICS

SEASON	TEAM	GP-GS	MIN/AVG	Field Goals		3-Point		F-Throws		Rebounds				Scoring						
				FG-FGA	FG%	3FG-3FGA	3FG%	FT-FTA	FT%	OFF	DEF	TOT	AVG	PF-FO	A	TO	BLK	STL	PTS	AVG
2023-24	AUB	17-10	279/16.4	27-67	.403	3-12	.250	16-21	.762	22	33	55	3.2	40-0	12	25	8	22	73	4.3
<b>TOTAL</b>		<b>17-10</b>	<b>279/16.4</b>	<b>27-67</b>	<b>.403</b>	<b>3-12</b>	<b>.250</b>	<b>16-21</b>	<b>.762</b>	<b>22</b>	<b>33</b>	<b>55</b>	<b>3.2</b>	<b>40-0</b>	<b>12</b>	<b>25</b>	<b>8</b>	<b>22</b>	<b>73</b>	<b>4.3</b>



# JaMya MINGO-YOUNG

# #2

Graduate Student • Guard • 5-8  
 Bogalusa, La. • Loranger HS • Mississippi State • Alabama

- Stole ball from LSU's Angel Reese in final seconds and made 2 FTs to secure upset win (1/14); finished with 13 points, 3 rebounds, 5 assists, 2 steals
- Made 29 consecutive free throws from Dec. 3 (UAB) through Jan. 7 (Texas A&M); ranks 2nd in SEC and 35th NCAA in FT% (.879)
- 4th in SEC, 25th nationally in assist/turnover ratio (2.6)
- First Auburn double-double, 8th of career, with 13 points, season-high 10 rebounds, season-high 7 assists vs. North Alabama (12/31)
- Tied Auburn record for single-game FT percentage, going 12-12 in win over Norfolk State; finished with 16 points (12/16)
- Season-high 16 points (9-11 FT) along with 3 assists in win over Clemson (11/30)
- Transferred from Alabama after 2022-23 season; played for Johnnie Harris as a freshman at Mississippi State in 2019-20
- In 2021-22 at Alabama, averaged 11.6 points, 6.7 rebounds, 2.5 assists and 2.4 steals while starting all 34 games
- Career-best 26 points vs. Chattanooga in 2021 while playing at Alabama

**SEASON HIGHS**

Points		
16	2x; last vs. Norfolk State	12/16/23
Rebounds		
10	vs. North Alabama	12/31/23
Assists		
7	2x; last vs. North Alabama	12/31/23
Blocks		
1	3x; last vs. North Alabama	12/31/23
Steals		
5	vs. Tennessee	1/4/24
Field Goals		
5	vs. North Alabama	12/31/23
Field Goal Attempts		
11	vs. Washington St.	12/20/23
3-Point Field Goals		
1	6x; last vs. LSU	1/14/24
3-Point FG Attempts		
3	at Ole Miss	1/11/24
Free Throws		
12	vs. Norfolk State	12/16/23
Free Throw Attempts		
12	vs. Norfolk State	12/16/23

Opponent	Start	Min.	FG-A	3PT-A	FT-A	Q-D-T	PF	Ast.	TO	Blk.	St.	Pts.
JACKSONVILLE STATE						--DNP--						
LOUISIANA-LAFAYETTE						--DNP--						
at Rutgers						--DNP--						
CALIFORNIA		13:44	0-3	0-1	0-0	0-2-2	3	5	0	0	0	0
at UCF		26:27	3-6	0-1	1-2	0-2-2	0	4	1	0	0	7
ALABAMA A&M		18:29	4-9	1-1	0-1	1-4-5	3	3	0	0	3	9
CLEMSON		16:41	3-4	1-1	9-11	1-2-3	2	3	0	1	1	16
at UAB		19:19	2-5	0-0	1-2	0-3-3	2	3	2	0	1	5
at Little Rock	*	22:56	3-5	0-0	5-5	0-6-6	1	4	2	1	1	11
ALABAMA STATE	*	16:42	1-3	0-1	0-0	0-3-3	3	6	2	0	2	2
NORFOLK STATE	*	24:12	2-4	0-1	12-12	0-5-5	2	4	0	0	2	16
WASHINGTON STATE	*	30:35	3-11	0-0	6-6	2-5-7	1	7	3	0	0	12
NORTH ALABAMA	*	30:56	5-10	1-2	2-2	3-7-10	1	7	2	1	1	13
TENNESSEE	*	25:02	4-8	1-1	2-2	1-3-4	1	2	1	0	5	11
at Texas A&M	*	27:16	2-9	0-0	5-7	1-7-8	3	3	2	1	1	9
at Ole Miss	*	31:05	2-8	1-3	4-4	1-2-3	4	1	5	0	2	9
LSU	*	31:29	4-10	1-2	4-4	1-2-3	0	5	2	0	2	13
at Vanderbilt												
ALABAMA												
GEORGIA												
SOUTH CAROLINA												
at Arkansas												
at Missouri												
KENTUCKY												
at Alabama												
at LSU												
TEXAS A&M												
MISSISSIPPI STATE												
at Florida												

**CAREER HIGHS (incl. previous schools)**

Points		
26	at Chattanooga	12/5/21
Rebounds		
15	vs. Auburn [SEC]	3/2/22
Assists		
9	vs. Troy	12/14/20
Blocks		
2	2x; last vs. Auburn	1/2/22
Steals		
6	3x; last vs. Tennessee	2/17/22
Field Goals		
10	vs. Arkansas	1/20/22
Field Goal Attempts		
15	at Troy [WNIT]	3/17/22
3-Point Field Goals		
3	at South Florida	11/16/22
3-Point FG Attempts		
3	11x; last at Ole Miss	1/11/24
Free Throws		
12	vs. Norfolk State	12/16/23
Free Throw Attempts		
14	at Vanderbilt	2/6/22

**MINGO-YOUNG'S CAREER STATISTICS**

SEASON	TEAM	GP-GS	MIN/AVG	Field Goals		3-Point		F-Throws		Rebounds				Scoring						
				FG-FGA	FG%	3FG-3FGA	3FG%	FT-FTA	FT%	OFF	DEF	TOT	AVG	PF-FO	A	TO	BLK	STL	PTS	AVG
2019-20	MSU	32-1	417/13.0	50-120	.417	5-17	.294	38-45	.844	19	51	70	2.2	55-0	48	34	5	28	143	4.5
2020-21	MSU	19-11	444/23.3	35-84	.417	6-22	.273	30-47	.638	17	58	75	3.9	45-1	57	31	6	22	106	5.6
2021-22	Bama	34-34	1090/32.1	138-293	.471	17-52	.327	101-148	.682	76	153	229	6.7	86-2	86	75	6	80	394	11.6
2022-23	Bama	14-2	243/17.4	24-61	.393	4-21	.190	24-26	.923	18	43	61	4.4	34-2	21	28	2	20	76	5.4
2023-24	AUB	14-9	335/23.9	38-95	.400	6-14	.429	51-58	.879	11	53	64	4.6	26-0	57	22	4	21	133	9.5
<b>TOTAL FOR AUB</b>		<b>14-9</b>	<b>335/23.9</b>	<b>38-95</b>	<b>.400</b>	<b>6-14</b>	<b>.429</b>	<b>51-58</b>	<b>.879</b>	<b>11</b>	<b>53</b>	<b>64</b>	<b>4.6</b>	<b>26-0</b>	<b>57</b>	<b>22</b>	<b>4</b>	<b>21</b>	<b>133</b>	<b>9.5</b>
<b>TOTAL</b>		<b>113-57</b>	<b>2529/22.4</b>	<b>285-653</b>	<b>.436</b>	<b>38-126</b>	<b>.302</b>	<b>244-324</b>	<b>.753</b>	<b>141</b>	<b>358</b>	<b>499</b>	<b>4.4</b>	<b>246-5</b>	<b>269</b>	<b>190</b>	<b>23</b>	<b>171</b>	<b>852</b>	<b>7.5</b>



# McKenna EDDINGS

# #3

Junior • Guard • 6-0

Williamsburg, Va. • Warhill HS • Stetson • Moberly Area CC [Mo.]

- Hit clutch 3-pointer in 4th quarter to extend Auburn lead over LSU in upset win (1/14)
- Led Auburn with career-high 14 points, 3 steals, 4-5 3FG, in win over North Alabama (12/31)
- Then-career high 9 points, 2 blocks vs. Alabama A&M (11/26); matched that with 9 points vs. Clemson (11/30)
- Made first Division I start vs. California; finished with 5 points, 2 rebounds, 1 assist, 1 steal (11/17)
- 6 points, 4 rebounds in Auburn debut vs. Jacksonville State (11/6)
- First-team NJCAA All-American at Moberly Area CC in 2022-23
- Averaged 16.2 points, 5.6 rebounds, 2.0 assists, 2.4 steals as a sophomore at Moberly
- Played in nine games as a freshman at Stetson in 2020-21 before transferring to junior college

### SEASON HIGHS

Points		
14	vs. North Alabama	12/31/23
Rebounds		
4	vs. Jacksonville State	11/6/23
Assists		
3	2x; last at Rutgers	11/12/23
Blocks		
2	vs. Alabama A&M	11/26/23
Steals		
3	vs. North Alabama	12/31/23
Field Goals		
5	vs. North Alabama	12/31/23
Field Goal Attempts		
10	vs. Alabama State	12/13/23
3-Point Field Goals		
4	vs. North Alabama	12/31/23
3-Point FG Attempts		
6	2x; last vs. Tennessee	1/4/24
Free Throws		
4	vs. Alabama A&M	11/26/23
Free Throw Attempts		
7	vs. Alabama A&M	11/26/23

Opponent	Start	Min.	FG-A	3PT-A	FT-A	0-D-T	PF	Ast.	TO	Blk.	St.	Pts.
JACKSONVILLE STATE		13:04	1-4	1-2	3-4	0-4-4	0	0	0	0	0	6
LOUISIANA-LAFAYETTE		19:58	1-6	0-4	2-2	0-3-3	3	3	3	1	0	4
at Rutgers		23:43	1-4	0-2	2-2	1-2-3	1	3	0	1	1	4
CALIFORNIA	*	24:43	2-8	1-5	0-0	0-2-2	1	1	1	0	1	5
at UCF		2:30	0-2	0-1	0-0	1-0-1	0	0	1	0	0	0
ALABAMA A&M		18:37	2-9	1-4	4-7	1-1-2	0	1	3	2	1	9
CLEMSON		8:37	3-6	1-4	2-2	0-1-1	0	0	0	0	1	9
at UAB		10:22	0-4	0-3	0-0	0-1-1	3	1	0	1	0	0
at Little Rock		10:23	2-5	1-1	0-0	1-0-1	3	2	1	0	1	5
ALABAMA STATE		12:28	3-10	2-6	2-2	1-1-2	0	2	1	0	1	10
NORFOLK STATE		14:28	0-3	0-2	0-0	1-0-1	0	2	0	0	1	0
WASHINGTON STATE		11:47	0-0	0-0	0-0	0-1-1	0	1	0	1	0	0
NORTH ALABAMA		22:32	5-8	4-5	0-0	1-2-3	0	2	2	1	3	14
TENNESSEE		22:56	1-12	1-6	0-0	1-1-2	3	2	0	0	2	3
at Texas A&M		9:23	0-2	0-1	0-0	0-0-0	1	0	1	0	0	0
at Ole Miss		5:28	0-1	0-1	0-0	0-0-0	0	1	0	0	0	0
LSU		9:39	1-2	1-2	1-2	0-0-0	2	0	0	0	0	4
at Vanderbilt												
ALABAMA												
GEORGIA												
SOUTH CAROLINA												
at Arkansas												
at Missouri												
KENTUCKY												
at Alabama												
at LSU												
TEXAS A&M												
MISSISSIPPI STATE												
at Florida												

### CAREER HIGHS (incl. previous schools)

Points		
14	vs. North Alabama	12/31/23
Rebounds		
4	vs. Jacksonville State	11/6/23
Assists		
3	2x; last at Rutgers	11/12/23
Blocks		
2	vs. Alabama A&M	11/26/23
Steals		
3	vs. North Alabama	12/31/23
Field Goals		
5	vs. North Alabama	12/31/23
Field Goal Attempts		
10	vs. Alabama State	12/13/23
3-Point Field Goals		
4	vs. North Alabama	12/31/23
3-Point FG Attempts		
6	2x; last vs. Tennessee	1/4/24
Free Throws		
4	vs. Alabama A&M	11/26/23
Free Throw Attempts		
7	vs. Alabama A&M	11/26/23

### EDDINGS' CAREER STATISTICS

SEASON	TEAM	GP-GS	MIN/AVG	Field Goals		3-Point		F-Throws		Rebounds				Scoring						
				FG-FGA	FG%	3FG-3FGA	3FG%	FT-FTA	FT%	OFF	DEF	TOT	AVG	PF-FO	A	TO	BLK	STL	PTS	AVG
2020-21	Stet	10-0	39/3.9	5-11	.455	1-3	.333	0-2	.000	4	5	9	0.9	2-0	0	3	0	2	11	1.1
2023-24	AUB	17-1	241/14.2	22-86	.256	13-49	.265	16-21	.762	8	19	27	1.6	17-0	21	13	7	12	73	4.3
<b>TOTAL FOR AUB</b>		<b>17-1</b>	<b>241/14.2</b>	<b>22-86</b>	<b>.256</b>	<b>13-49</b>	<b>.265</b>	<b>16-21</b>	<b>.762</b>	<b>8</b>	<b>19</b>	<b>27</b>	<b>1.6</b>	<b>17-0</b>	<b>21</b>	<b>13</b>	<b>7</b>	<b>12</b>	<b>73</b>	<b>4.3</b>
<b>TOTAL</b>		<b>27-1</b>	<b>279/10.3</b>	<b>27-97</b>	<b>.278</b>	<b>14-52</b>	<b>.269</b>	<b>16-23</b>	<b>.696</b>	<b>12</b>	<b>24</b>	<b>36</b>	<b>1.3</b>	<b>19-0</b>	<b>21</b>	<b>16</b>	<b>7</b>	<b>14</b>	<b>84</b>	<b>3.1</b>



# Kaitlyn DUHON

# #4

Sophomore • Guard • 5-10  
Houston, Texas • Summer Creek HS

- Scored 8 points on 4-6 FG while making second start of season in upset win over No. 7 LSU (1/14)
- Made first start of season at Ole Miss (1/11)
- Career-high 5 steals and 3 assists in just 10 minutes of action in win over Alabama State (12/13)
- Matched career-high with 3 steals and scored 10 points in win over Clemson (11/30)
- Stellar season opener with 13 points (6-9 FG), 3 rebounds, 2 steals vs. Jacksonville State (11/6)
- Two huge defensive games in exhibitions: 10 points, 10 rebounds, 6 steals vs. Columbus State; 6 points, 4 rebounds 6 steals vs. West Georgia
- Played in 30 of 31 games as a freshman, starting 6; averaged 3.8 points, 2.3 rebounds
- Career-high 17 points vs. South Alabama (11/10/22); 8 rebounds vs. Sam Houston (11/8/22)

**SEASON HIGHS**

Points	13	vs. Jacksonville State	11/6/23
Rebounds	6	at UAB	12/3/23
Assists	3	vs. Alabama State	12/13/23
Blocks			
Steals	5	vs. Alabama State	12/13/23
Field Goals	6	vs. Jacksonville State	11/6/23
Field Goal Attempts	10	vs. North Alabama	12/31/23
3-Point Field Goals	1	2x; last vs. Washington St.	12/20/23
3-Point FG Attempts	2	2x; last at Texas A&M	1/7/24
Free Throws	2	2x; last vs. Alabama State	12/13/23
Free Throw Attempts	2	8x; last at Texas A&M	1/7/24

Opponent	Start	Min.	FG-A	3PT-A	FT-A	0-D-T	PF	Ast.	TO	Blk.	St.	Pts.
JACKSONVILLE STATE		21:42	6-9	0-0	1-1	0-3-3	1	0	1	0	2	13
LOUISIANA-LAFAYETTE		8:58	0-3	0-0	0-2	1-1-2	4	0	1	0	0	0
at Rutgers		17:38	0-2	0-0	0-0	0-2-2	1	1	1	0	1	0
CALIFORNIA		15:05	4-5	0-0	1-2	1-1-2	0	0	0	0	1	9
at UCF		14:46	1-3	0-1	1-2	1-3-4	1	1	1	0	2	3
ALABAMA A&M		14:27	0-1	0-0	1-2	1-3-4	1	1	2	0	0	1
CLEMSON		16:45	5-10	0-0	0-0	0-3-3	1	0	1	0	3	10
at UAB		14:19	3-7	0-0	0-2	2-4-6	4	0	2	1	0	6
at Little Rock		11:39	0-3	0-0	2-2	1-0-1	0	0	0	0	1	2
ALABAMA STATE		10:08	1-2	0-0	2-2	1-0-1	1	3	1	0	5	4
NORFOLK STATE		13:46	3-4	1-1	0-0	1-4-5	1	1	2	0	1	7
WASHINGTON STATE		16:16	1-4	1-1	0-0	1-1-2	1	0	0	0	1	3
NORTH ALABAMA		16:51	5-10	0-2	1-1	2-1-3	2	1	0	0	1	11
TENNESSEE		12:25	1-5	0-1	0-0	0-1-1	4	0	1	0	0	2
at Texas A&M		14:41	0-3	0-2	0-2	0-2-2	1	0	1	0	1	0
at Ole Miss	*	28:54	1-3	0-1	0-0	0-2-2	1	0	0	0	0	2
LSU	*	12:07	4-6	0-0	0-1	1-2-3	2	0	2	0	0	8
at Vanderbilt												
ALABAMA												
GEORGIA												
SOUTH CAROLINA												
at Arkansas												
at Missouri												
KENTUCKY												
at Alabama												
at LSU												
TEXAS A&M												
MISSISSIPPI STATE												
at Florida												

**CAREER HIGHS**

Points	17	vs. South Alabama	11/10/22
Rebounds	8	vs. Sam Houston	11/8/22
Assists	3	vs. Alabama State	12/13/23
Blocks	3	2x; last vs. Little Rock	11/30/22
Steals	5	vs. Alabama State	12/13/23
Field Goals	7	vs. South Alabama	11/10/22
Field Goal Attempts	11	vs. South Alabama	11/10/22
3-Point Field Goals	1	3x; last vs. Washington St.	12/20/23
3-Point FG Attempts	3	vs. Indiana	11/25/22
Free Throws	3	2x; last vs. South Alabama	11/10/22
Free Throw Attempts	4	3x; last vs. Arkansas	2/5/23

**DUHON'S CAREER STATISTICS**

SEASON	TEAM	GP-GS	MIN/AVG	Field Goals		3-Point		F-Throws		Rebounds				Scoring						
				FG-FGA	FG%	3FG-3FGA	3FG%	FT-FTA	FT%	OFF	DEF	TOT	AVG	PF	FO	A	TO	BLK	STL	PTS
2022-23	AUB	30-6	415/13.8	46-121	.380	1-10	.100	20-30	.667	27	41	68	2.3	52-0	13	23	14	18	113	3.8
2023-24	AUB	17-2	260/15.3	35-80	.438	2-9	.222	9-19	.474	13	32	45	2.6	26-0	8	16	1	19	81	4.8
<b>TOTAL</b>		<b>47-8</b>	<b>675/14.4</b>	<b>81-201</b>	<b>.403</b>	<b>3-19</b>	<b>.158</b>	<b>29-49</b>	<b>.592</b>	<b>40</b>	<b>73</b>	<b>113</b>	<b>2.4</b>	<b>78-0</b>	<b>21</b>	<b>39</b>	<b>15</b>	<b>37</b>	<b>194</b>	<b>4.1</b>



# Sydney SHAW

# #5

Sophomore • Guard • 5-9  
Miami, Fla. • DME Academy

- Three straight games and 5 out of 6 in double-figures early in season, led by career-high 17 points at UCF and career-high 6 rebounds vs. Clemson
- Scored 10 points in each of last 2 games vs. UL-Lafayette and at Rutgers
- Shared team lead with 4 assists in season opener vs. Jacksonville State (11/6); also had 7 points
- Started 25 of 31 games as a freshman; averaged 7.6 points, 2.6 rebounds, 2.3 assists in 23.8 minutes/game
- Hit 40 3-pointers as a freshman; second-leading 3-point shooter on team (33.9%)
- SEC Freshman of the Week (12/27/22) after 14 points, 4 assists, 4 steals vs. North Florida

**SEASON HIGHS**

Points		
17	at UCF	11/20/23
Rebounds		
6	vs. Clemson	11/30/23
Assists		
4	2x; last vs. Clemson	11/30/23
Blocks		
2	vs. North Alabama	12/31/23
Steals		
2	3x; last at Little Rock	12/10/23
Field Goals		
7	at UCF	11/20/23
Field Goal Attempts		
16	at UCF	11/20/23
3-Point Field Goals		
3	2x; last vs. Clemson	11/30/23
3-Point FG Attempts		
8	at UCF	11/20/23
Free Throws		
5	at Rutgers	11/12/23
Free Throw Attempts		
6	at Rutgers	11/12/23

Opponent	Start	Min.	FG-A	3PT-A	FT-A	O-D-T	PF	Ast.	TO	Blk.	St.	Pts.
JACKSONVILLE STATE	*	21:26	2-7	1-3	2-2	0-0-0	0	4	0	0	2	7
LOUISIANA-LAFAYETTE	*	30:24	3-6	1-4	3-4	0-1-1	0	2	2	1	1	10
at Rutgers	*	27:37	2-8	1-4	5-6	0-3-3	1	0	2	0	1	10
CALIFORNIA	*	19:23	2-9	1-3	0-0	0-3-3	2	0	0	0	0	5
at UCF	*	28:34	7-16	2-8	1-2	0-3-3	1	0	2	0	0	17
ALABAMA A&M	*	28:32	6-13	3-6	0-0	0-2-2	0	1	1	0	2	15
CLEMSON	*	29:20	4-12	3-7	0-0	0-6-6	3	4	0	0	0	11
at UAB	*	12:23	2-5	1-1	3-4	0-4-4	0	0	1	0	0	8
at Little Rock	*	32:51	3-10	2-6	0-0	0-1-1	2	1	1	0	2	8
ALABAMA STATE	*	17:32	0-3	0-3	0-0	0-0-0	0	1	0	0	1	0
NORFOLK STATE	*	24:51	2-5	1-3	0-0	0-3-3	0	0	4	0	1	5
WASHINGTON STATE	*	29:33	2-7	0-2	0-0	1-1-2	2	1	1	0	0	4
NORTH ALABAMA	*	29:31	3-6	2-2	3-3	1-2-3	0	1	1	2	0	11
TENNESSEE	*	19:43	0-5	0-2	0-0	0-1-1	1	1	1	0	0	0
at Texas A&M		13:03	0-4	0-2	0-0	1-2-3	0	1	1	0	1	0
at Ole Miss		9:52	1-4	1-3	0-0	0-1-1	0	1	2	0	0	3
LSU		12:04	1-4	1-2	2-2	1-1-2	0	0	0	0	0	5
at Vanderbilt												
ALABAMA												
GEORGIA												
SOUTH CAROLINA												
at Arkansas												
at Missouri												
KENTUCKY												
at Alabama												
at LSU												
TEXAS A&M												
MISSISSIPPI STATE												
at Florida												

**CAREER HIGHS**

Points		
17	at UCF	11/20/23
Rebounds		
6	vs. Clemson	11/30/23
Assists		
6	3x; last vs Samford	12/18/22
Blocks		
3	at Clemson [WNIT]	3/20/23
Steals		
4	2x; last vs. North Florida	12/20/22
Field Goals		
7	at UCF	11/20/23
Field Goal Attempts		
16	2x; last at UCF	11/20/23
3-Point Field Goals		
3	5x; last vs. Clemson	11/30/23
3-Point FG Attempts		
8	at UCF	11/20/23
Free Throws		
5	at Rutgers	11/12/23
Free Throw Attempts		
6	at Rutgers	11/12/23

**SHAW'S CAREER STATISTICS**

SEASON	TEAM	GP-GS	MIN/AVG	Field Goals			3-Point		F-Throws		Rebounds				Scoring					
				FG-FGA	FG%	3FG-3FGA	3FG%	FT-FTA	FT%	OFF	DEF	TOT	AVG	PF-FO	A	TO	BLK	STL	PTS	AVG
2022-23	AUB	31-25	737/23.8	90-249	.361	40-118	.339	16-19	.842	7	74	81	2.6	42-1	71	59	14	21	236	7.6
2023-24	AUB	17-14	387/22.7	40-124	.323	20-61	.328	19-23	.826	4	34	38	2.2	12-0	18	19	3	11	119	7.0
<b>TOTAL</b>		<b>48-39</b>	<b>1124/23.4</b>	<b>130-373</b>	<b>.349</b>	<b>60-179</b>	<b>.335</b>	<b>35-42</b>	<b>.833</b>	<b>11</b>	<b>108</b>	<b>119</b>	<b>2.5</b>	<b>54-1</b>	<b>89</b>	<b>78</b>	<b>17</b>	<b>32</b>	<b>355</b>	<b>7.4</b>



# Mar'Shaun BOSTIC

# #12

Junior • Guard • 5-8  
St. Louis, Mo. • Vashon HS

- Season-high 17 points on 7-11 FG vs. Tennessee (1/4)
- Continued mastery of Clemson with a career-high 5 steals and 4 assists in home win Nov. 30
- Career-high 9 rebounds in win over UL-Lafayette (11/9); previous high was 4
- 12 points, 4 assists (tied for team lead), 4 steals (tied career high) in season opener vs. Jacksonville State (11/6)
- Played in all 31 games as a sophomore, starting four; averaged 5.6 points, 1.9 rebounds, 1.6 assists, 1.3 steals
- Led Auburn in FG% at 45.4% in 2022-23
- Huge game in WNIT second round at Clemson with career-high 23 points along with 4 steals, 2 assists (3/20/23)
- Played in 27 games as a freshman
- Fastest player on team, one of the fastest in the SEC

### SEASON HIGHS

Points	17	vs. Tennessee	1/4/24
Rebounds	9	vs. UL-Lafayette	11/9/23
Assists	4	3x; last vs. Alabama State	12/13/23
Blocks	1	3x; last vs. Alabama A&M	11/26/23
Steals	5	vs. Clemson	11/30/23
Field Goals	7	vs. Tennessee	1/4/24
Field Goal Attempts	11	vs. Tennessee	1/4/24
3-Point Field Goals	1	3x; last vs. Clemson	11/30/23
3-Point FG Attempts	4	2x; last at Texas A&M	1/7/24
Free Throws	6	2x; last at Texas A&M	1/7/24

Opponent	Start	Min.	FG-A	3PT-A	FT-A	0-D-T	PF	Ast.	TO	Blk.	St.	Pts.
JACKSONVILLE STATE	*	27:50	4-7	0-0	4-6	0-3-3	3	4	2	1	4	12
LOUISIANA-LAFAYETTE	*	29:37	2-6	0-0	2-2	2-7-9	4	3	4	0	1	6
at Rutgers	*	26:30	4-7	0-0	1-1	0-1-1	3	3	4	1	2	9
CALIFORNIA	*	19:23	2-9	0-1	0-0	0-3-3	2	0	0	0	0	5
at UCF	*	13:32	0-3	0-1	2-2	0-1-1	1	1	1	0	0	2
ALABAMA A&M	*	18:57	2-3	0-0	1-2	1-3-4	1	2	3	1	4	5
CLEMSON	*	26:14	3-7	0-0	1-5	0-1-1	4	4	3	0	5	7
at UAB	*	25:50	5-9	0-0	2-3	0-4-4	1	2	0	0	4	12
at Little Rock		10:29	1-1	0-0	0-2	0-1-1	1	1	1	0	0	2
ALABAMA STATE		17:55	1-1	0-0	2-4	0-1-1	2	4	3	0	1	4
NORFOLK STATE		14:22	2-5	0-0	0-0	0-4-4	2	1	4	0	2	4
WASHINGTON STATE		11:51	3-3	0-0	2-3	0-0-0	1	0	1	0	0	8
NORTH ALABAMA						--DNP--						
TENNESSEE		17:27	7-11	0-0	3-5	1-0-1	4	1	0	0	1	17
at Texas A&M		12:42	2-4	0-0	4-6	0-0-0	2	2	5	0	1	8
at Ole Miss		13:44	0-5	0-0	2-2	1-1-2	4	2	1	0	1	2
LSU		10:49	1-2	0-0	0-0	0-0-0	2	2	1	0	0	2
at Vanderbilt												
ALABAMA												
GEORGIA												
SOUTH CAROLINA												
at Arkansas												
at Missouri												
KENTUCKY												
at Alabama												
at LSU												
TEXAS A&M												
MISSISSIPPI STATE												
at Florida												

### CAREER HIGHS

Points	23	at Clemson [WNIT]	3/20/23
Rebounds	9	vs. UL-Lafayette	11/9/23
Assists	4	10x; last vs. Alabama State	12/13/23
Blocks	3	at Mississippi State	1/19/23
Steals	5	vs. Clemson	11/30/23
Field Goals	11	at Clemson [WNIT]	3/20/23
Field Goal Attempts	18	at Clemson [WNIT]	3/20/23
3-Point Field Goals	1	vs Samford	12/18/22
3-Point FG Attempts	1	3x; last vs. California	11/17/23
Free Throws	5	at Ole Miss	12/29/22
Free Throw Attempts	9	at Ole Miss	12/29/22

### BOSTIC'S CAREER STATISTICS

SEASON	TEAM	GP-GS	MIN/AVG	Field Goals		3-Point		F-Throws		Rebounds				Scoring						
				FG-FGA	FG%	3FG-3FGA	3FG%	FT-FTA	FT%	OFF	DEF	TOT	AVG	PF-FO	A	TO	BLK	STL	PTS	AVG
2021-22	AUB	27-4	446/16.5	36-87	.414	0-0	.000	17-28	.607	10	40	50	1.9	64-1	60	56	5	40	89	3.3
2022-23	AUB	31-4	504/16.3	64-141	.454	1-2	.500	46-73	.630	18	41	59	1.9	73-1	50	50	9	40	175	5.6
2023-24	AUB	16-8	295/18.4	39-84	.464	0-2	.000	28-45	.622	6	28	34	2.1	36-0	34	35	3	27	106	6.6
<b>TOTAL</b>		<b>74-16</b>	<b>1245/16.8</b>	<b>139-312</b>	<b>.446</b>	<b>1-4</b>	<b>.250</b>	<b>91-146</b>	<b>.623</b>	<b>34</b>	<b>109</b>	<b>143</b>	<b>1.9</b>	<b>173-2</b>	<b>144</b>	<b>141</b>	<b>17</b>	<b>107</b>	<b>370</b>	<b>5.0</b>



# Taylen COLLINS

# #14

Senior • Forward • 6-1  
 Muldrow, Okla. • Muldrow HS • Oklahoma State

- Scored season-high 17 points vs. Alabama State (12/13)
- First Auburn double-double, 12th of career, vs. Alabama A&M with 10 points, 10 rebounds (11/26)
- Had 9 points and 14 rebounds - all points and 8 rebounds coming in 2nd half - in win over UL-Lafayette (11/9)
- 5 points, 3 rebounds, 2 steals in Auburn debut vs. Jacksonville State (11/6)
- Led Auburn with 15 points in exhibition win over West Georgia (10/30)
- Three-year starter at Oklahoma State, transferred to Auburn in summer 2023 - started 86 of 90 games in three years at OSU
- Fourth-leading rebounder in Big 12 in 2023; averaged 9.5 points, 9.1 rebounds, 1.2 steals; had nine double-doubles
- Tied OSU record with 23 rebounds in win over North Texas (12/3/22)
- Big 12 All-Freshman Team in 2020-21

### SEASON HIGHS

Points		
17	vs. Alabama State	12/13/23
Rebounds		
14	vs. UL-Lafayette	11/9/23
Assists		
3	3x; last vs. North Alabama	12/31/23
Blocks		
2	4x; last at Ole Miss	1/11/24
Steals		
4	2x; last vs. Norfolk State	12/16/23
Field Goals		
7	vs. Alabama State	12/13/23
Field Goal Attempts		
13	vs. Alabama State	12/13/23
3-Point Field Goals		
3-Point FG Attempts		
Free Throws		
4	2x; last vs. Norfolk State	12/16/23
Free Throw Attempts		
5	2x; last vs. Norfolk State	12/16/23

Opponent	Start	Min.	FG-A	3PT-A	FT-A	O-D-T	PF	Ast.	TO	Blk.	St.	Pts.
JACKSONVILLE STATE	*	28:45	2-7	0-0	1-2	1-2-3	1	1	2	1	2	5
LOUISIANA-LAFAYETTE	*	32:36	4-10	0-0	1-1	8-6-14	2	3	3	0	2	9
at Rutgers	*	10:44	3-3	0-0	1-1	1-2-3	4	1	0	0	1	7
CALIFORNIA	*	28:09	3-10	0-0	0-2	4-3-7	1	0	4	0	1	6
at UCF	*	32:57	4-9	0-0	3-4	4-4-8	1	0	4	1	0	11
ALABAMA A&M	*	24:32	3-8	0-0	4-5	1-9-10	0	1	4	2	1	10
CLEMSON	*	26:16	2-2	0-0	2-4	3-2-5	3	0	1	2	2	6
at UAB	*	35:05	3-7	0-0	2-4	3-5-8	2	3	3	2	1	8
at Little Rock	*	33:15	2-5	0-0	2-4	4-4-8	3	0	4	0	0	6
ALABAMA STATE	*	18:41	7-13	0-0	3-3	3-1-4	1	0	1	0	4	17
NORFOLK STATE	*	19:34	3-6	0-0	4-5	2-3-5	2	1	1	0	4	10
WASHINGTON STATE	*	30:14	5-10	0-0	0-0	0-6-6	1	2	0	0	3	10
NORTH ALABAMA	*	23:00	3-5	0-0	0-0	1-2-3	3	3	1	1	0	6
TENNESSEE	*	34:55	3-11	0-0	2-2	2-4-6	1	0	1	0	0	8
at Texas A&M	*	33:18	3-6	0-0	2-4	0-6-6	3	1	4	1	2	8
at Ole Miss	*	27:58	2-8	0-0	2-2	3-2-5	1	0	2	2	1	6
LSU	*	37:07	3-5	0-0	0-0	3-4-7	2	1	1	0	2	6
at Vanderbilt												
ALABAMA												
GEORGIA												
SOUTH CAROLINA												
at Arkansas												
at Missouri												
KENTUCKY												
at Alabama												
at LSU												
TEXAS A&M												
MISSISSIPPI STATE												
at Florida												

### CAREER HIGHS

Points		
21	vs. Iowa State	1/15/22
Rebounds		
23	vs. North Texas	12/3/22
Assists		
7	at West Virginia	1/16/21
Blocks		
3	3x; last vs. NW State	11/11/22
Steals		
6	vs. Baylor	2/23/22
Field Goals		
9	vs. TCU	2/4/23
Field Goal Attempts		
17	vs. Texas Tech	3/10/22
3-Point Field Goals		
3-Point FG Attempts		
Free Throws		
8	vs. Kansas State	1/25/23
Free Throw Attempts		
9	vs. Kansas State	1/25/23

### COLLINS' CAREER STATISTICS

SEASON	TEAM	GP-GS	MIN/AVG	Field Goals		3-Point		F-Throws		Rebounds				Scoring						
				FG-FGA	FG%	3FG-3FGA	3FG%	FT-FTA	FT%	OFF	DEF	TOT	AVG	PF-FO	A	TO	BLK	STL	PTS	AVG
2020-21	OSU	28-25	787/28.1	79-142	.556	0-0	.000	27-48	.563	55	85	140	5.0	66-0	58	55	19	53	185	6.6
2021-22	OSU	29-28	834/28.8	108-244	.443	0-0	.000	37-75	.493	67	134	201	6.9	82-1	31	66	26	33	253	8.7
2022-23	OSU	33-33	909/27.6	134-217	.618	0-0	.000	46-78	.590	85	215	300	9.1	85-2	24	42	24	39	314	9.5
2023-24	AUB	17-17	477/28.1	55-125	.440	0-0	.000	29-43	.674	43	65	108	6.4	31-0	17	36	12	26	139	8.2
<b>TOTAL FOR AUB</b>		<b>17-17</b>	<b>477/28.1</b>	<b>55-125</b>	<b>.440</b>	<b>0-0</b>	<b>.000</b>	<b>29-43</b>	<b>.674</b>	<b>43</b>	<b>65</b>	<b>108</b>	<b>6.4</b>	<b>31-0</b>	<b>17</b>	<b>36</b>	<b>12</b>	<b>26</b>	<b>139</b>	<b>8.2</b>
<b>TOTAL</b>		<b>107-103</b>	<b>3008/28.1</b>	<b>376-728</b>	<b>.516</b>	<b>0-0</b>	<b>.000</b>	<b>139-244</b>	<b>.570</b>	<b>250</b>	<b>499</b>	<b>749</b>	<b>7.0</b>	<b>264-3</b>	<b>130</b>	<b>199</b>	<b>81</b>	<b>151</b>	<b>891</b>	<b>8.3</b>



# Kionna GAINES

# #15

Junior • Guard • 5-9  
Columbus, Ga. • Carver HS • Clemson

- Had 2 rebounds in Auburn debut vs. Jacksonville State (11/6)
- Transferred from Clemson following 2022-23 season
- Appeared in all 35 games for Clemson last season; averaged 2.4 points, 1.7 rebounds
- Career-high 18 points twice as a freshman vs. Georgia Tech & Wake Forest
- Two-time state champion at Carver HS in Columbus, Ga.

### SEASON HIGHS

Points		
Rebounds	2 vs. Jacksonville State	11/6/23
Assists		
Blocks		
Steals	1 vs. Alabama A&M	11/26/23
Field Goals		
Field Goal Attempts	3 vs. Alabama A&M	11/26/23
3-Point Field Goals		
3-Point FG Attempts		
Free Throws		
Free Throw Attempts		

Opponent	Start	Min.	FG-A	3PT-A	FT-A	O-D-T	PF	Ast.	TO	Blk.	St.	Pts.
JACKSONVILLE STATE		3:07	0-1	0-0	0-0	1-1-2	0	0	0	0	0	0
LOUISIANA-LAFAYETTE						--DNP--						
at Rutgers						--DNP--						
CALIFORNIA						--DNP--						
at UCF		1:47	0-0	0-0	0-0	0-0-0	0	0	0	0	0	0
ALABAMA A&M		4:09	0-3	0-0	0-0	0-0-0	0	0	0	0	1	0
CLEMSON						--DNP--						
at UAB						--DNP--						
at Little Rock						--DNP--						
ALABAMA STATE		4:33	0-1	0-0	0-0	0-1-1	0	0	0	0	0	0
NORFOLK STATE		4:37	0-1	0-0	0-0	0-0-0	0	0	1	0	0	0
WASHINGTON STATE						--DNP--						
NORTH ALABAMA						--DNP--						
TENNESSEE						--DNP--						
at Texas A&M						--DNP--						
at Ole Miss						--DNP--						
LSU						--DNP--						
at Vanderbilt												
ALABAMA												
GEORGIA												
SOUTH CAROLINA												
at Arkansas												
at Missouri												
KENTUCKY												
at Alabama												
at LSU												
TEXAS A&M												
MISSISSIPPI STATE												
at Florida												

### CAREER HIGHS

Points	18	2x; last vs. Wake Forest	2/10/22
Rebounds	5	4x; last vs. Virginia	2/23/23
Assists	2	5x; last vs. North Carolina	1/29/23
Blocks	1	2x; last vs. Virginia Tech	3/3/22
Steals	2	4x; last vs. Radford	2/20/22
Field Goals	7	2x; last vs. Wake Forest	2/10/22
Field Goal Attempts	12	vs. Wake Forest	2/10/22
3-Point Field Goals	1	6x; last vs. South Carolina	11/17/22
3-Point FG Attempts	2	6x; last vs. Virginia	2/23/23
Free Throws	5	2x; last vs. Virginia Tech	3/3/22
Free Throw Attempts	9	at Georgia Tech	2/13/22

### GAINES' CAREER STATISTICS

SEASON	TEAM	GP-GS	MIN/AVG	Field Goals			3-Point		F-Throws		Rebounds				Scoring					
				FG-FGA	FG%	3FG-3FGA	3FG%	FT-FTA	FT%	OFF	DEF	TOT	AVG	PF	FO	A	TO	BLK	STL	PTS
2021-22	CU	27-1	295/10.9	35-111	.315	3-11	.273	27-49	.551	18	33	51	1.9	12-0	7	23	2	6	100	3.7
2022-23	CU	35-1	324/9.2	32-108	.296	3-18	.167	17-39	.436	15	46	61	1.7	10-0	17	30	0	11	84	2.4
2023-24	AUB	5-0	18/3.6	0-6	.000	0-0	.000	0-0	.000	1	2	3	0.6	0-0	0	1	0	1	0	0.0
<b>TOTAL FOR AUB</b>		<b>5-0</b>	<b>18/3.6</b>	<b>0-6</b>	<b>.000</b>	<b>0-0</b>	<b>.000</b>	<b>0-0</b>	<b>.000</b>	<b>1</b>	<b>2</b>	<b>3</b>	<b>0.6</b>	<b>0-0</b>	<b>0</b>	<b>1</b>	<b>0</b>	<b>1</b>	<b>0</b>	<b>0.0</b>
<b>TOTAL</b>		<b>67-2</b>	<b>637/9.5</b>	<b>67-225</b>	<b>.298</b>	<b>6-29</b>	<b>.207</b>	<b>44-88</b>	<b>.500</b>	<b>34</b>	<b>81</b>	<b>115</b>	<b>1.7</b>	<b>22-0</b>	<b>24</b>	<b>54</b>	<b>2</b>	<b>18</b>	<b>184</b>	<b>2.7</b>





# Oyindamola AKINBOLAWA

# #20

Sophomore • Center • 6-5  
Lagos, Nigeria

- Made first career start vs. LSU (1/14); scored 2 points and had 2 rebounds in upset win
- Career-high 7 points, 3 assists in win over Washington State (12/20)
- Matched then-career highs with 6 points, 2 steals in win over Alabama State (12/13)
- 4 points, 4 rebounds in season opener vs. Jacksonville State (11/6)
- Played in 15 games as a freshman, averaging 1.1 points, 1.3 rebounds in limited minutes
- Career-best 27 minutes vs. South Carolina (2/9/23), scored 6 points with 7 rebounds, both career-highs
- Arrived in the U.S. on December 14, 2022; was cleared to practice and play later that week, dressed for first time vs. North Florida
- Fourth Auburn women's basketball player from Africa, first from Nigeria

### SEASON HIGHS

Points		
7	vs. Washington St.	12/20/23
Rebounds		
6	at Ole Miss	1/11/24
Assists		
3	vs. Washington St.	12/20/23
Blocks		
1	2x; last at Ole Miss	1/11/24
Steals		
2	2x; last at Ole Miss	1/11/24
Field Goals		
3	2x; last vs. Washington St.	12/20/23
Field Goal Attempts		
7	vs. Washington St.	12/20/23
3-Point Field Goals		
3-Point FG Attempts		
Free Throws		
1	2x; last at Ole Miss	1/11/24
Free Throw Attempts		
2	3x; last vs. Washington St.	12/20/23

Opponent	Start	Min.	FG-A	3PT-A	FT-A	O-D-T	PF	Ast.	TO	Blk.	St.	Pts.
JACKSONVILLE STATE		9:12	2-3	0-0	0-0	1-3-4	2	0	0	0	0	4
LOUISIANA-LAFAYETTE		3:54	0-0	0-0	0-2	0-0-0	1	0	0	0	0	0
at Rutgers		4:31	1-2	0-0	0-0	0-0-0	0	0	0	0	1	2
CALIFORNIA		4:55	0-0	0-0	0-0	1-0-1	3	0	0	0	1	0
at UCF		18:18	1-2	0-0	0-2	1-4-5	1	0	0	1	1	2
ALABAMA A&M		4:58	0-1	0-0	0-0	1-0-1	2	0	2	0	0	0
CLEMSON		6:27	0-0	0-0	0-0	0-0-0	3	0	1	0	0	0
at UAB		7:01	1-1	0-0	0-0	0-0-0	1	0	0	0	1	2
at Little Rock		13:03	2-2	0-0	0-0	1-0-1	2	0	1	0	1	4
ALABAMA STATE		9:26	3-4	0-0	0-0	2-1-3	1	0	2	0	2	6
NORFOLK STATE		9:46	0-3	0-0	0-0	1-1-2	1	0	2	0	1	0
WASHINGTON STATE		16:44	3-7	0-0	1-2	0-1-1	1	3	1	0	1	7
NORTH ALABAMA		8:33	1-3	0-0	0-0	1-2-3	0	0	0	0	0	2
TENNESSEE		11:32	1-5	0-0	0-0	3-2-5	1	1	0	0	0	2
at Texas A&M		8:59	0-0	0-0	0-0	0-0-0	2	0	0	0	1	0
at Ole Miss		22:00	1-2	0-0	1-1	1-5-6	0	1	2	1	2	3
LSU	*	15:21	1-1	0-0	0-0	1-1-2	3	0	1	0	0	2
at Vanderbilt												
ALABAMA												
GEORGIA												
SOUTH CAROLINA												
at Arkansas												
at Missouri												
KENTUCKY												
at Alabama												
at LSU												
TEXAS A&M												
MISSISSIPPI STATE												
at Florida												

### CAREER HIGHS

Points		
7	vs. Washington St.	12/20/23
Rebounds		
7	vs. South Carolina	2/9/23
Assists		
3	vs. Washington St.	12/20/23
Blocks		
2	at LSU	1/15/23
Steals		
2	2x; last at Ole Miss	1/11/24
Field Goals		
3	3x; last vs. Washington St.	12/20/23
Field Goal Attempts		
7	vs. Washington St.	12/20/23
3-Point Field Goals		
3-Point FG Attempts		
Free Throws		
1	3x; last at Ole Miss	1/11/24
Free Throw Attempts		
4	vs. Vanderbilt	2/26/23

### AKINBOLAWA'S CAREER STATISTICS

SEASON	TEAM	GP-GS	MIN/AVG	Field Goals		3-Point		F-Throws		Rebounds				Scoring						
				FG-FGA	FG%	3FG-3FGA	3FG%	FT-FTA	FT%	OFF	DEF	TOT	AVG	PF	FO A	TO	BLK	STL	PTS	AVG
2022-23	AUB	15-0	119/8.0	7-14	.500	0-0	.000	2-8	.250	10	10	20	1.3	20-0	0	17	3	3	16	1.1
2023-24	AUB	17-1	175/10.3	17-36	.472	0-0	.000	2-7	.286	14	20	34	2.0	24-0	5	12	2	12	36	2.1
<b>TOTAL</b>		<b>32-1</b>	<b>294/9.2</b>	<b>24-50</b>	<b>.480</b>	<b>0-0</b>	<b>.000</b>	<b>4-15</b>	<b>.267</b>	<b>24</b>	<b>30</b>	<b>54</b>	<b>1.7</b>	<b>44-0</b>	<b>5</b>	<b>29</b>	<b>5</b>	<b>15</b>	<b>52</b>	<b>1.6</b>



# Audia YOUNG

# #21

Redshirt Freshman • Guard • 5-9  
Tallahassee, Fla. • Florida State University HS

- Scored first collegiate points vs. Alabama A&M; finished with 4 points, 1 rebound (11/26)
- Made Auburn debut vs. Jacksonville State (11/6)
- Missed 2022-23 season after suffering torn Achilles in preseason practice
- Averaged 16.2 points, 3.1 rebounds, 2.7 assists, 1.9 steals per game as high school senior
- Daughter of former Auburn All-American Carolyn Jones-Young and Missouri men's basketball assistant coach CY Young
- Wears her mother's No. 21, which was retired by Auburn following Jones' storied career

**SEASON/CAREER HIGHS**

Points	4	2x; last vs. Alabama State	12/13/23
Rebounds	4	vs. Alabama State	12/13/23
Assists	1	2x; last vs. North Alabama	12/31/23
Blocks			
Steals	2	vs. Alabama State	12/13/23
Field Goals	2	2x; last vs. Alabama State	12/13/23
Field Goal Attempts	4	vs. Alabama State	12/13/23
3-Point Field Goals			
3-Point FG Attempts	1	2x; last vs. Alabama State	12/13/23
Free Throws			
Free Throw Attempts			

Opponent	Start	Min.	FG-A	3PT-A	FT-A	Q-D-T	PF	Ast.	TO	Blk.	St.	Pts.
JACKSONVILLE STATE		1:58	0-1	0-1	0-0	0-0-0	1	0	0	0	0	0
LOUISIANA-LAFAYETTE						--DNP--						
at Rutgers						--DNP--						
CALIFORNIA						--DNP--						
at UCF						--DNP--						
ALABAMA A&M		11:42	2-3	0-0	0-0	1-0-1	1	0	0	0	0	4
CLEMSON		4:26	1-1	0-0	0-0	0-1-1	0	0	0	0	0	2
at UAB						--DNP--						
at Little Rock						--DNP--						
ALABAMA STATE		11:11	2-4	0-1	0-0	3-1-4	1	0	2	0	2	4
NORFOLK STATE		4:37	1-2	0-1	0-0	0-2-2	0	1	0	0	0	2
WASHINGTON STATE						--DNP--						
NORTH ALABAMA		2:38	1-2	0-0	0-0	0-0-0	0	1	0	0	0	2
TENNESSEE						--DNP--						
at Texas A&M		1:00	0-1	0-0	0-0	0-0-0	0	0	0	0	0	0
at Ole Miss						--DNP--						
LSU						--DNP--						
at Vanderbilt												
ALABAMA												
GEORGIA												
SOUTH CAROLINA												
at Arkansas												
at Missouri												
KENTUCKY												
at Alabama												
at LSU												
TEXAS A&M												
MISSISSIPPI STATE												
at Florida												

**YOUNG'S CAREER STATISTICS**

		Field Goals		3-Point		F-Throws		Rebounds				Scoring								
SEASON	TEAM	GP-GS	MIN/AVG	FG-FGA	FG%	3FG-3FGA	3FG%	FT-FTA	FT%	OFF	DEF	TOT	AVG	PF-FO	A	TO	BLK	STL	PTS	AVG
2023-24	AUB	7-0	38/5.4	7-14	.500	0-3	.000	0-0	.000	4	4	8	1.1	3-0	2	2	0	2	14	2.0
<b>TOTAL</b>		<b>7-0</b>	<b>38/5.4</b>	<b>7-14</b>	<b>.500</b>	<b>0-3</b>	<b>.000</b>	<b>0-0</b>	<b>.000</b>	<b>4</b>	<b>4</b>	<b>8</b>	<b>1.1</b>	<b>3-0</b>	<b>2</b>	<b>2</b>	<b>0</b>	<b>2</b>	<b>14</b>	<b>2.0</b>



# Honesty SCOTT-GRAYSON

# #23

Graduate Student • Guard • 5-8  
Brick, N.J. • Riverdale Baptist HS (Md.) • Baylor

- **SEC Player of the Week, USBWA Player of the Week (1/16) after 21 points, 5 rebounds in upset win over No. 7 LSU**
- Season-high 24 points with 5 rebounds, 3 assists in just 19 minutes vs. Alabama State (12/13)
- Then-season best 22 points along with 4 assists in win at UAB (12/3)
- Had then-season highs in points (18), steals (5) and assists (5) in win over Clemson (11/30)
- 18 points, led AU with 4 assists in homecoming game at Rutgers (11/12)
- Played in 28 games as a redshirt senior, starting 27 - Auburn's leading returning scorer with 12.7 points, 3.6 rebounds, 2.3 assists, 2.3 steals
- Auburn's top 3-point shooter in 2022-23 making 45-of-122 (36.9%); finished 3rd in SEC in steals
- Career-high 31 points vs. North Carolina A&T (12/15/22)
- Graduated from Auburn in December 2022 with degree in psychology; currently in graduate school

### SEASON HIGHS

Points		
24	vs. Alabama State	12/13/23
Rebounds		
9	vs. California	11/17/23
Assists		
5	vs. Clemson	11/30/23
Blocks		
1	3x; last at Ole Miss	1/11/24
Steals		
5	vs. Clemson	11/30/23
Field Goals		
10	vs. Alabama State	12/13/23
Field Goal Attempts		
21	vs. LSU	1/14/24
3-Point Field Goals		
3	vs. UL-Lafayette	11/9/23
3-Point FG Attempts		
11	vs. UL-Lafayette	11/9/23
Free Throws		
7	at Ole Miss	1/11/24
Free Throw Attempts		
9	at Ole Miss	1/11/24

Opponent	Start	Min.	FG-A	3PT-A	FT-A	O-D-T	PF	Ast.	TO	Blk.	St.	Pts.
JACKSONVILLE STATE	*	27:21	5-10	1-2	3-4	1-5-6	3	3	6	0	1	14
LOUISIANA-LAFAYETTE	*	34:57	5-18	3-11	2-2	0-8-8	3	2	3	0	2	15
at Rutgers	*	35:00	6-19	0-3	6-7	0-3-3	4	4	4	0	1	18
CALIFORNIA		28:20	6-16	1-4	5-7	2-7-9	3	2	1	1	1	18
at UCF	*	14:32	2-6	0-2	0-0	0-0-0	4	0	1	0	0	4
ALABAMA A&M						--DNP--						
CLEMSON	*	27:22	6-14	1-5	5-8	0-4-4	1	5	3	0	5	18
at UAB	*	30:08	9-16	1-1	3-4	0-1-1	2	4	2	0	1	22
at Little Rock	*	34:30	5-14	1-3	1-2	0-1-1	2	2	4	0	2	12
ALABAMA STATE	*	19:31	10-16	2-3	2-2	2-3-5	1	3	0	0	0	24
NORFOLK STATE	*	23:45	4-13	0-5	4-5	1-3-4	2	0	3	0	1	12
WASHINGTON STATE	*	34:43	5-11	2-5	5-6	0-5-5	3	1	3	0	3	17
NORTH ALABAMA	*	31:44	4-10	1-2	2-3	1-2-3	1	4	3	0	1	11
TENNESSEE	*	21:36	6-15	0-3	4-5	3-2-5	2	1	1	0	1	16
at Texas A&M	*	29:20	7-17	1-3	0-0	0-1-1	1	1	0	1	1	15
at Ole Miss	*	19:49	4-12	1-3	7-9	1-2-3	4	1	2	1	0	16
LSU	*	31:20	9-21	1-5	2-3	0-5-5	2	2	3	0	2	21
at Vanderbilt												
ALABAMA												
GEORGIA												
SOUTH CAROLINA												
at Arkansas												
at Missouri												
KENTUCKY												
at Alabama												
at LSU												
TEXAS A&M												
MISSISSIPPI STATE												
at Florida												

### CAREER HIGHS (incl. 18-19 at Baylor)

Points		
31	vs. N.C. A&T	12/15/22
Rebounds		
14	vs. Florida	2/14/22
Assists		
6	2x; last vs. Vanderbilt	2/26/23
Blocks		
4	at Alabama	1/2/22
Steals		
5	8x; last vs. Clemson	11/30/23
Field Goals		
10	4x; last vs. Alabama State	12/13/23
Field Goal Attempts		
20	vs. Florida	2/14/22
3-Point Field Goals		
4	5x; last vs. N.C. A&T	12/15/22
3-Point FG Attempts		
11	3x; last vs. UL-Lafayette	11/9/23
Free Throws		
8	at Arkansas	1/31/21
Free Throw Attempts		
9	4x; last at Ole Miss	1/11/24

### SCOTT-GRAYSON'S CAREER STATISTICS

SEASON	TEAM	GP-GS	MIN/AVG	Field Goals		3-Point		F-Throws		Rebounds				Scoring						
				FG-FGA	FG%	3FG-3FGA	3FG%	FT-FTA	FT%	OFF	DEF	TOT	AVG	PF-FO	A	TO	BLK	STL	PTS	AVG
2018-19	Baylor	29-0	193/6.7	25-51	.490	5-11	.455	19-26	.731	10	15	25	0.9	26-1	24	24	3	9	74	2.6
2020-21	AUB	24-24	680/28.4	129-318	.406	22-73	.301	67-88	.761	21	78	99	4.1	58-0	41	47	5	50	347	14.5
2021-22	AUB	28-27	870/31.1	135-342	.395	19-74	.257	74-110	.673	34	125	159	5.7	76-3	53	68	10	37	363	13.0
2022-23	AUB	28-27	801/28.6	125-314	.398	45-122	.369	60-86	.698	18	84	102	3.6	76-2	63	64	14	65	355	12.7
2023-24	AUB	16-15	444/27.7	93-228	.408	16-60	.267	51-67	.761	11	52	63	3.9	38-0	35	39	3	22	253	15.8
<b>TOTAL FOR AUB</b>		<b>96-93</b>	<b>2795/29.1</b>	<b>482-1202</b>	<b>.401</b>	<b>102-329</b>	<b>.310</b>	<b>252-351</b>	<b>.718</b>	<b>84</b>	<b>339</b>	<b>423</b>	<b>4.4</b>	<b>248-5</b>	<b>192</b>	<b>218</b>	<b>32</b>	<b>174</b>	<b>1318</b>	<b>13.7</b>
<b>TOTAL</b>		<b>125-93</b>	<b>2988/23.9</b>	<b>507-1253</b>	<b>.405</b>	<b>107-340</b>	<b>.315</b>	<b>271-377</b>	<b>.719</b>	<b>94</b>	<b>354</b>	<b>448</b>	<b>3.6</b>	<b>274-6</b>	<b>216</b>	<b>242</b>	<b>35</b>	<b>183</b>	<b>1392</b>	<b>11.1</b>



# Carsen McFADDEN

# #24

Senior • Guard • 5-7  
Fairview, Texas • Lovejoy HS

- Played 10 minutes vs. Alabama State; scored 3 points with career-best 2 steals (12/13)
- Hit 3-pointer in closing seconds vs. Jacksonville State (11/6)
- Played in 16 games as a junior
- Scored career-high 4 points in wins over UL-Lafayette (12/11/22) and Samford (12/18/22)
- Made first postseason appearance with 2 points in WNIT win over Tulane (3/17)
- Has appeared in 30 games over three seasons
- Three-time SEC Academic Honor Roll selection
- Has a twin sister, Claire, who also attends Auburn

**SEASON HIGHS**

Points	3	2x; last vs. Alabama State	12/13/23
Rebounds	1	2x; last vs. Norfolk State	12/16/23
Assists			
Blocks			
Steals	2	vs. Alabama State	12/13/23
Field Goals	1	2x; last vs. Alabama State	12/13/23
Field Goal Attempts	5	vs. Alabama State	12/13/23
3-Point Field Goals	1	vs. Jacksonville State	11/6/23
3-Point FG Attempts	2	vs. Clemson	11/30/23
Free Throws	1	vs. Alabama State	12/13/23
Free Throw Attempts	1	vs. Alabama State	12/13/23

Opponent	Start	Min.	FG-A	3PT-A	FT-A	O-D-T	PF	Ast.	TO	Blk.	St.	Pts.
JACKSONVILLE STATE		1:58	1-1	1-1	0-0	0-0-0	0	0	0	0	0	3
LOUISIANA-LAFAYETTE						--DNP--						
at Rutgers						--DNP--						
CALIFORNIA						--DNP--						
at UCF						--DNP--						
ALABAMA A&M		5:02	0-0	0-0	0-0	0-0-0	0	0	0	0	0	0
CLEMSON		3:17	0-2	0-2	0-0	0-0-0	1	0	0	0	0	0
at UAB						--DNP--						
at Little Rock						--DNP--						
ALABAMA STATE		10:00	1-5	0-0	1-1	1-0-1	0	0	0	0	2	3
NORFOLK STATE		4:37	0-0	0-0	0-0	0-1-1	0	0	0	0	0	0
WASHINGTON STATE						--DNP--						
NORTH ALABAMA		2:38	0-1	0-1	0-0	0-0-0	0	0	0	0	0	0
TENNESSEE						--DNP--						
at Texas A&M		0:51	0-0	0-0	0-0	0-0-0	0	0	0	0	0	0
at Ole Miss						--DNP--						
LSU						--DNP--						
at Vanderbilt						--DNP--						
ALABAMA						--DNP--						
GEORGIA						--DNP--						
SOUTH CAROLINA						--DNP--						
at Arkansas						--DNP--						
at Missouri						--DNP--						
KENTUCKY						--DNP--						
at Alabama						--DNP--						
at LSU						--DNP--						
TEXAS A&M						--DNP--						
MISSISSIPPI STATE						--DNP--						
at Florida						--DNP--						

**CAREER HIGHS**

Points	4	2x; last vs Samford	12/18/22
Rebounds	3	vs. UCF	12/3/22
Assists	3	vs. South Alabama	12/13/20
Blocks			
Steals	2	2x; last vs. Alabama State	12/13/23
Field Goals	2	vs Samford	12/18/22
Field Goal Attempts	5	vs. UCF	12/3/22
3-Point Field Goals	1	2x; last vs. Jacksonville State	11/6/23
3-Point FG Attempts	2	2x; last vs. Clemson	11/30/23
Free Throws	2	vs. UL-Lafayette	12/11/22
Free Throw Attempts	3	vs. UL-Lafayette	12/11/22

**McFADDEN'S CAREER STATISTICS**

SEASON	TEAM	GP-GS	MIN/AVG	Field Goals		3-Point		F-Throws		Rebounds				Scoring						
				FG-FGA	FG%	3FG-3FGA	3FG%	FT-FTA	FT%	OFF	DEF	TOT	AVG	PF	FO	A	TO	BLK	STL	PTS
2020-21	AUB	6-0	20/3.3	1-3	.333	0-0	.000	1-2	.500	2	1	3	0.5	0-0	4	1	0	1	3	0.5
2021-22	AUB	8-0	29/3.6	1-6	.167	0-1	.000	0-0	.000	0	4	4	0.5	6-0	1	4	0	0	2	0.3
2022-23	AUB	16-0	51/3.2	5-18	.278	1-6	.167	2-3	.667	5	5	10	0.6	6-0	2	2	0	2	13	0.8
2023-24	AUB	7-0	28/4.1	2-9	.222	1-4	.250	1-1	1.000	1	1	2	0.3	1-0	0	0	0	2	6	0.9
<b>TOTAL</b>		<b>37-0</b>	<b>129/3.5</b>	<b>9-36</b>	<b>.250</b>	<b>2-11</b>	<b>.182</b>	<b>4-6</b>	<b>.667</b>	<b>8</b>	<b>11</b>	<b>19</b>	<b>0.5</b>	<b>13-0</b>	<b>7</b>	<b>7</b>	<b>0</b>	<b>5</b>	<b>24</b>	<b>0.6</b>



# Savannah SCOTT

Freshman • Center • 6-4  
Conway, Ark. • Conway HS

# #30

### • SEC Freshman of the Week (11/14)

- First career double-double with 21 points, 11 rebounds in win at Rutgers (11/12)
- Stellar debut with 13 points (6-7 FG), team-best 8 rebounds in season opener vs. Jacksonville State (11/6)
- Helped lead Conway HS to 2023 Arkansas state title and No. 16 national ranking; had 14 points and 12 rebounds in state championship game
- Ranked as No. 6 player in Arkansas in 2021 Girls Fab40
- Provides much-needed size in the post for Auburn

### SEASON/CAREER HIGHS

Points	21	at Rutgers	11/12/23
Rebounds	11	at Rutgers	11/12/23
Assists	1	4x; last at Ole Miss	1/11/24
Blocks	2	at Rutgers	11/12/23
Steals	8	at Rutgers	11/12/23
Field Goals	10	at Rutgers	11/12/23
Field Goal Attempts	12	at Rutgers	11/12/23
3-Point Field Goals			
3-Point FG Attempts			
Free Throws	5	at Rutgers	11/12/23
Free Throw Attempts	12	at Rutgers	11/12/23

Opponent	Start	Min.	FG-A	3PT-A	FT-A	O-D-T	PF	Ast.	TO	Blk.	St.	Pts.
JACKSONVILLE STATE	*	22:43	6-7	0-0	1-1	3-5-8	2	1	2	1	0	13
LOUISIANA-LAFAYETTE	*	26:35	6-9	0-0	4-4	5-1-6	2	1	1	0	0	16
at Rutgers	*	32:58	8-10	0-0	5-12	5-6-11	1	0	0	2	0	21
CALIFORNIA	*	34:02	1-3	0-0	0-0	2-2-4	3	0	1	0	0	2
at UCF	*	8:36	0-1	0-0	0-0	0-2-2	2	0	3	1	0	0
ALABAMA A&M	*	18:26	4-4	0-0	0-0	1-2-3	1	1	2	0	0	8
CLEMSON		15:57	0-1	0-0	0-0	1-3-4	1	0	1	0	0	0
at UAB		11:53	1-1	0-0	0-0	1-1-2	0	0	1	0	0	2
at Little Rock		17:04	3-6	0-0	0-0	3-3-6	2	0	1	0	0	6
ALABAMA STATE		12:28	3-3	0-0	2-2	0-3-3	1	0	0	0	0	8
NORFOLK STATE		15:21	1-2	0-0	1-4	0-2-2	1	0	1	0	0	3
WASHINGTON STATE		8:19	0-1	0-0	2-2	2-0-2	0	0	0	0	0	2
NORTH ALABAMA		1:32	0-1	0-0	0-0	1-0-1	0	0	0	0	0	0
TENNESSEE		15:47	2-3	0-0	0-0	1-0-1	0	0	0	0	0	4
at Texas A&M	*	12:16	0-1	0-0	0-0	1-0-1	1	0	0	0	0	0
at Ole Miss	*	13:38	1-3	0-0	1-2	3-1-4	1	1	1	0	0	3
LSU		11:37	0-1	0-0	0-0	1-2-3	3	0	2	1	0	0
at Vanderbilt												
ALABAMA												
GEORGIA												
SOUTH CAROLINA												
at Arkansas												
at Missouri												
KENTUCKY												
at Alabama												
at LSU												
TEXAS A&M												
MISSISSIPPI STATE												
at Florida												

### SCOTT'S CAREER STATISTICS

		Field Goals		3-Point		F-Throws		Rebounds				Scoring								
SEASON	TEAM	GP-GS	MIN/AVG	FG-FGA	FG%	3FG-3FGA	3FG%	FT-FTA	FT%	OFF	DEF	TOT	AVG	PF-FO	A	TO	BLK	STL	PTS	AVG
2023-24	AUB	17-8	279/16.4	36-57	.632	0-0	.000	16-27	.593	30	33	63	3.7	21-0	4	16	5	0	88	5.2
<b>TOTAL</b>		<b>17-8</b>	<b>279/16.4</b>	<b>36-57</b>	<b>.632</b>	<b>0-0</b>	<b>.000</b>	<b>16-27</b>	<b>.593</b>	<b>30</b>	<b>33</b>	<b>63</b>	<b>3.7</b>	<b>21-0</b>	<b>4</b>	<b>16</b>	<b>5</b>	<b>0</b>	<b>88</b>	<b>5.2</b>



# Timya THURMAN

# #32

Freshman • Center • 6-5  
Linden, Ala. • Linden HS

- Season-best 4 points along with 1 rebound, 1 block in win over Norfolk State (12/16)
- Scored first collegiate points in win over Alabama A&M, finished with 3 points, 2 rebounds, 1 block, 1 assist (11/26)
- Had 1 rebound in Auburn debut vs. Jacksonville State (11/6)
- Only player on Auburn roster from Alabama
- Named to Alabama-Mississippi All-Star Game in 2023
- Alabama Class 1A Player of the Year in 2022; averaged 25 points and 20 rebounds as a junior at Linden HS
- Three-time first-team all-state selection

### SEASON/CAREER HIGHS

Points	4	vs. Norfolk State	12/16/23
Rebounds	2	vs. Alabama A&M	11/26/23
Assists	2	vs. Alabama State	12/13/23
Blocks	1	3x; last vs. Norfolk State	12/16/23
Steals	1	vs. Alabama State	12/13/23
Field Goals	1	3x; last vs. North Alabama	12/31/23
Field Goal Attempts	2	2x; last vs. Alabama State	12/13/23
3-Point Field Goals			
3-Point FG Attempts			
Free Throws	1	3x; last vs. North Alabama	12/31/23
Free Throw Attempts	2	2x; last vs. Alabama State	12/13/23

Opponent	Start	Min.	FG-A	3PT-A	FT-A	O-D-T	PF	Ast.	TO	Blk.	St.	Pts.
JACKSONVILLE STATE		1:58	0-0	0-0	0-0	0-1-1	1	0	0	0	0	0
LOUISIANA-LAFAYETTE						--DNP--						
at Rutgers						--DNP--						
CALIFORNIA		1:03	0-0	0-0	0-0	0-0-0	0	0	0	0	0	0
at UCF						--DNP--						
ALABAMA A&M		10:14	1-2	0-0	1-2	2-0-2	0	1	0	1	0	3
CLEMSON		3:48	1-1	0-0	0-0	0-1-1	0	0	0	0	0	2
at UAB						--DNP--						
at Little Rock		4:06	0-1	0-0	0-0	0-0-0	0	0	0	0	0	0
ALABAMA STATE		6:18	0-2	0-0	1-2	1-0-1	0	2	0	1	1	1
NORFOLK STATE		4:37	2-3	0-0	0-0	0-1-1	1	0	1	1	0	4
WASHINGTON STATE						--DNP--						
NORTH ALABAMA		2:38	1-1	0-0	1-1	0-0-0	0	0	0	0	0	3
TENNESSEE						--DNP--						
at Texas A&M		1:00	0-0	0-0	0-0	0-0-0	0	0	0	0	0	0
at Ole Miss						--DNP--						
LSU						--DNP--						
at Vanderbilt						--DNP--						
ALABAMA						--DNP--						
GEORGIA						--DNP--						
SOUTH CAROLINA						--DNP--						
at Arkansas						--DNP--						
at Missouri						--DNP--						
KENTUCKY						--DNP--						
at Alabama						--DNP--						
at LSU						--DNP--						
TEXAS A&M						--DNP--						
MISSISSIPPI STATE						--DNP--						
at Florida						--DNP--						

### THURMAN'S CAREER STATISTICS

SEASON	TEAM	GP-GS	MIN/AVG	Field Goals		3-Point		F-Throws		Rebounds				Scoring						
				FG-FGA	FG%	3FG-3FGA	3FG%	FT-FTA	FT%	OFF	DEF	TOT	AVG	PF	FO	A	TO	BLK	STL	PTS
2023-24	AUB	9-0	36/4.0	5-10	.500	0-0	.000	3-5	.600	3	3	6	0.7	2-0	3	1	3	1	13	1.4
<b>TOTAL</b>		<b>9-0</b>	<b>36/4.0</b>	<b>5-10</b>	<b>.500</b>	<b>0-0</b>	<b>.000</b>	<b>3-5</b>	<b>.600</b>	<b>3</b>	<b>3</b>	<b>6</b>	<b>0.7</b>	<b>2-0</b>	<b>3</b>	<b>1</b>	<b>3</b>	<b>1</b>	<b>13</b>	<b>1.4</b>

Exhibition | Oct. 30, 2023 | Auburn, Ala. Auburn 77, West Georgia 49

Official Basketball Box Score - Final West Ga. at Auburn. Game Time: 7:00 PM. Game Duration: 1:45. Includes player stats for West Ga. - 49 and Auburn - 77.

Exhibition | Nov. 2, 2023 | Auburn, Ala. Auburn 94, Columbus State 65

Official Basketball Box Score - Final Columbus St. at Auburn. Game Time: 7:00 PM. Game Duration: 2:04. Includes player stats for Columbus St. - 65 and Auburn - 94.

Technical Fouls: NONE. Includes a detailed comparison table between Auburn and West Georgia, showing points from, turnovers, paint, second chance, fast breaks, and bench performance.

Technical Fouls: NONE. Includes a detailed comparison table between Auburn and Columbus State, showing points from, turnovers, paint, second chance, fast breaks, and bench performance.

Game 1 | Nov. 6, 2022 | Auburn, Ala. Auburn 78, Jacksonville State 49

Official Basketball Box Score - Final Jacksonville St. at Auburn. Game Time: 7:00 PM. Game Duration: 1:57. Attendance: 2,232. Includes player stats for Jacksonville St. - 49 and Auburn - 78.

Game 2 | Nov. 9, 2023 | Auburn, Ala. Auburn 60, Louisiana-Lafayette 54

Official Basketball Box Score - Final Louisiana at Auburn. Game Time: 7:00 PM. Game Duration: 2:05. Attendance: 2,225. Includes player stats for Louisiana - 54 and Auburn - 60.

Technical Fouls: NONE. Includes a detailed comparison table between Auburn and Jacksonville State, showing points from, turnovers, paint, second chance, fast breaks, and bench performance.

Technical Fouls: NONE. Includes a detailed comparison table between Auburn and Louisiana-Lafayette, showing points from, turnovers, paint, second chance, fast breaks, and bench performance.







Game 11 | Dec. 16, 2023 | Auburn, Ala. Auburn 67, Norfolk State 39

Box score for Game 11: Auburn 67, Norfolk State 39. Includes player stats, shooting percentages, and technical fouls.

Box score for Game 12: Auburn 69, Washington State 62. Includes player stats, shooting percentages, and technical fouls.

Game 12 | Dec. 20, 2023 | Auburn, Ala. Auburn 69, Washington State 62

Box score for Game 13: Auburn 67, Norfolk State 39. Includes player stats, shooting percentages, and technical fouls.

Box score for Game 14: Auburn 75, Tennessee 75, Auburn 67. Includes player stats, shooting percentages, and technical fouls.

Game 13 | Dec. 31, 2023 | Auburn, Ala. Auburn 79, North Alabama 58

Box score for Game 15: Auburn 79, North Alabama 58. Includes player stats, shooting percentages, and technical fouls.

Game 14 | Jan. 4, 2024 | Auburn, Ala. Tennessee 75, Auburn 67

Box score for Game 16: Auburn 67, Tennessee 75. Includes player stats, shooting percentages, and technical fouls.

Box score for Game 17: Auburn 79, North Alabama 58. Includes player stats, shooting percentages, and technical fouls.

Box score for Game 18: Auburn 67, Tennessee 75. Includes player stats, shooting percentages, and technical fouls.

Summary statistics for Game 17: Auburn 79, North Alabama 58. Includes points from, turnovers, paint, second chance, fast breaks, and bench.

Summary statistics for Game 18: Auburn 67, Tennessee 75. Includes points from, turnovers, paint, second chance, fast breaks, and bench.

Game 15 | Jan. 7, 2024 | College Station, Texas
Texas A&M 66, Auburn 44

Official Basketball Box Score - Final Auburn at Texas A&M
NO. Name | Min | FG M-A | 3P M-A | FT M-A | Rebounds OR DR TOT | Fouls PF | TP | AS | TO | ST | Blocks BS BA +/-
Totals | 15-49 | 1-9 | 13-21 | 5 | 24 | 29 | 20 | 21 | 44 | 8 | 17 | 9 | 4 | 3 | -22

Official Basketball Box Score - Final Auburn at Ole Miss
NO. Name | Min | FG M-A | 3P M-A | FT M-A | Rebounds OR DR TOT | Fouls PF | TP | AS | TO | ST | Blocks BS BA +/-
Totals | 16-55 | 3-12 | 20-24 | 16 | 19 | 35 | 18 | 21 | 55 | 8 | 18 | 6 | 4 | 10 | -3

Technical Fouls:NONE
Shooting By Period
1st FG% 7-13 53.8%
3PT% 0-1 0.0%
2nd FG% 6-12 50.0%
3PT% 0-0 0.0%
3rd FG% 5-16 31.3%
3PT% 0-2 0.0%
4th FG% 7-16 43.8%
3PT% 1-5 20.0%
GM FG% 25-57 43.9%
3PT% 1-8 12.5%
FT% 15-23 65.2%

AUB TAMU
Biggest lead 1 (1st 8:08) 25 (4th 7:43)
Best Scoring Run 7 (4th 2:19) 9 (1st 3:03)
Lead Changes 4
Times Tied 0
Time with Lead 02:04 36:55

Points from Turnovers 11 15
Paint 20 40
Second Chance 3 10
Fast Breaks 6 10
Bench 10 15
TAMU 17 15 17 17 66

Technical Fouls:NONE
Shooting By Period
1st FG% 6-15 40.0%
3PT% 0-1 0.0%
2nd FG% 6-16 37.5%
3PT% 1-2 50.0%
3rd FG% 9-20 45.0%
3PT% 0-0 0.0%
4th FG% 3-9 33.3%
3PT% 1-4 25.0%
GM FG% 24-60 40.0%
3PT% 1-4 25.0%
FT% 9-15 60.0%

AU UM
Biggest lead 0 (1st 10:00) 18 (3rd 3:50)
Best Scoring Run 8 (4th 6:38) 11 (3rd 7:30)
Lead Changes 0
Times Tied 1
Time with Lead 00:00 37:37

Points from Turnovers 13 15
Paint 24 34
Second Chance 13 15
Fast Breaks 4 8
Bench 19 17
UM 14 13 22 9 58

Game 18 | Jan. 18, 2024 | Nashville, Tenn.
Auburn at Vanderbilt

Official Basketball Box Score - Final LSU at Auburn
NO. Name | Min | FG M-A | 3P M-A | FT M-A | Rebounds OR DR TOT | Fouls PF | TP | AS | TO | ST | Blocks BS BA +/-
Totals | 23-55 | 0-2 | 16-25 | 14 | 22 | 36 | 19 | 17 | 62 | 11 | 15 | 10 | 1 | 1 | -5

Technical Fouls:NONE
Shooting By Period
1st FG% 9-16 56.3%
3PT% 2-2 100.0%
2nd FG% 5-13 38.5%
3PT% 0-2 0.0%
3rd FG% 8-18 44.4%
3PT% 1-5 20.0%
4th FG% 4-12 33.3%
3PT% 1-2 50.0%
GM FG% 26-59 44.1%
3PT% 4-11 36.4%
FT% 11-15 73.3%

LSU Auburn
Biggest lead 3 (2nd 3:12) 10 (1st 0:47)
Best Scoring Run 12 (2nd 6:46) 6 (3rd 7:59)
Lead Changes 17
Times Tied 7
Time with Lead 16:08 20:31

Points from Turnovers 15 20
Paint 42 28
Second Chance 13 10
Fast Breaks 11 16
Bench 4 17
Auburn 23 11 17 16 67

Technical Fouls:NONE
Shooting By Period
1st FG% 9-16 56.3%
3PT% 2-2 100.0%
2nd FG% 5-13 38.5%
3PT% 0-2 0.0%
3rd FG% 8-18 44.4%
3PT% 1-5 20.0%
4th FG% 4-12 33.3%
3PT% 1-2 50.0%
GM FG% 26-59 44.1%
3PT% 4-11 36.4%
FT% 11-15 73.3%



### 2023-24 Auburn Women's Basketball Combined Team Statistics All games

**Game Records**

Record	Overall	Home	Away	Neutral
ALL GAMES	12-5	9-2	3-3	0-0
CONFERENCE	1-3	1-1	0-2	0-0
NON-CONFERENCE	11-2	8-1	3-1	0-0

**Score by Periods**

Team	1st	2nd	3rd	4th	OT	TOT
Auburn	252	268	311	312	0	1143
Opponents	232	199	249	268	0	948

**Team Box Score**

No.	Player	Total			3-Point			F-Throw		Rebounds				PF		A		TO		BLK		STL		PTS		AVG	
		GP-GS	MIN	AVG	FG-FGA	FG%	3FG-3FGA	3FG%	FT-FTA	FT%	OFF	DEF	TOT	AVG	PF	DQ	A	TO	BLK	STL	PTS	AVG					
23	SCOTT-GRAYSON, Honesty	16-15	443:57	27.7	93-228	.408	16-60	.267	51-67	.761	11	52	63	3.9	38	0	35	39	3	22	253	15.8					
2	MINGO-YOUNG, JaMya	14-9	334:53	23.9	38-95	.400	6-14	.429	51-58	.879	11	53	64	4.6	26	0	57	22	4	21	133	9.5					
14	COLLINS, Taylen	17-17	477:06	28.1	55-125	.440	0-0	.000	29-43	.674	43	65	108	6.4	31	0	17	36	12	26	139	8.2					
5	SHAW, Sydney	17-14	386:38	22.7	40-124	.323	20-61	.328	19-23	.826	4	34	38	2.2	12	0	18	19	3	11	119	7.0					
12	BOSTIC, Mar'shaun	16-8	294:51	18.4	39-84	.464	0-2	.000	28-45	.622	6	28	34	2.1	36	0	34	35	3	27	106	6.6					
30	SCOTT, Savannah	17-8	279:12	16.4	36-57	.632	0-0	.000	16-27	.593	30	33	63	3.7	21	0	4	16	5	0	88	5.2					
4	DUHON, Kaitlyn	17-2	260:27	15.3	35-80	.438	2-9	.222	9-19	.474	13	32	45	2.6	26	0	8	16	1	19	81	4.8					
3	EDDINGS, McKenna	17-1	240:39	14.2	22-86	.256	13-49	.265	16-21	.762	8	19	27	1.6	17	0	21	13	7	12	73	4.3					
1	SUMBANE, Celia	17-10	278:37	16.4	27-67	.403	3-12	.250	16-21	.762	22	33	55	3.2	40	0	12	25	8	22	73	4.3					
20	AKINBOLAWA, Oyindamola	17-1	174:40	10.3	17-36	.472	0-0	.000	2-7	.286	14	20	34	2.0	24	0	5	12	2	12	36	2.1					
21	YOUNG, Audia	7-0	37:32	5.4	7-14	.500	0-3	.000	0-0	.000	4	4	8	1.1	3	0	2	2	0	2	14	2.0					
32	THURMAN, Timya	9-0	35:42	4.0	5-10	.500	0-0	.000	3-5	.600	3	3	6	0.7	2	0	3	1	3	1	13	1.4					
24	MCFADDEN, Carsen	7-0	28:23	4.1	2-9	.222	1-4	.250	1-1	1.000	1	1	2	0.3	1	0	0	0	0	2	6	0.9					
0	MILTON, Yakiya	13-0	109:10	8.4	3-13	.231	0-0	.000	3-10	.300	5	15	20	1.5	19	0	2	8	10	3	9	0.7					
15	GAINES, Kionna	5-0	18:13	3.6	0-6	.000	0-0	.000	0-0	.000	1	2	3	0.6	0	0	0	1	0	1	0	0.0					
Team											36	32	68				10										
<b>Total</b>		<b>17</b>	<b>3400</b>		<b>419-1034</b>	<b>.405</b>	<b>61-214</b>	<b>.285</b>	<b>244-347</b>	<b>.703</b>	<b>212</b>	<b>426</b>	<b>638</b>	<b>37.5</b>	<b>296</b>	<b>0</b>	<b>218</b>	<b>255</b>	<b>61</b>	<b>181</b>	<b>1143</b>	<b>67.2</b>					
<b>Opponents</b>		<b>17</b>	<b>3400</b>		<b>337-908</b>	<b>.371</b>	<b>64-215</b>	<b>.298</b>	<b>210-297</b>	<b>.707</b>	<b>177</b>	<b>443</b>	<b>620</b>	<b>36.5</b>	<b>335</b>	<b>11</b>	<b>146</b>	<b>362</b>	<b>47</b>	<b>122</b>	<b>948</b>	<b>55.8</b>					

**Team Statistics**

	AUB	OPP
<b>Scoring</b>	<b>1143</b>	<b>948</b>
Points per game	67.2	55.8
Scoring margin	+11.5	-
<b>Field goals-att</b>	<b>419-1034</b>	<b>337-908</b>
Field goal pct	.405	.371
<b>3 point fg-att</b>	<b>61-214</b>	<b>64-215</b>
3-point FG pct	.285	.298
3-pt FG made per game	3.6	3.8
<b>Free throws-att</b>	<b>244-347</b>	<b>210-297</b>
Free throw pct	.703	.707
F-Throws made per game	14.4	12.4
<b>Rebounds</b>	<b>638</b>	<b>620</b>
Rebounds per game	37.5	36.5
Rebounding margin	+1.1	-
<b>Assists</b>	<b>218</b>	<b>146</b>
Assists per game	12.8	8.6
<b>Turnovers</b>	<b>255</b>	<b>362</b>
Turnovers per game	15.0	21.3
Turnover margin	+6.3	-
Assist/turnover ratio	0.9	0.4
<b>Steals</b>	<b>181</b>	<b>122</b>
Steals per game	10.6	7.2
<b>Blocks</b>	<b>61</b>	<b>47</b>
Blocks per game	3.6	2.8
<b>Winning streak</b>	<b>1</b>	<b>-</b>
Home win streak	1	-
<b>Attendance</b>	<b>31884</b>	<b>13341</b>
Home games-Avg/Game	11-2899	6-2224
Neutral site-Avg/Game	-	0-0

**Team Results**

Date	Opponent		Score	Att.
11/06/2023	Jacksonville St.	W	78-49	2232
11/09/2023	Louisiana	W	60-54	2225
11/12/2023	at Rutgers	W	76-56	1619
11/17/2023	California	L	53-67	2559
11/20/2023	at UCF	L	53-60	1180
11/26/2023	Alabama A&M	W	68-45	2427
11/30/2023	Clemson	W	83-53	2388
12/03/2023	at UAB	W	72-62	861
12/10/2023	at Little Rock	W	58-45	1378
12/13/2023	Alabama St.	W	94-37	2246
12/16/2023	Norfolk St.	W	67-39	2396
12/20/2023	Washington St.	W	69-62	2341
12/31/2023	North Ala.	W	79-58	2422
01/04/2024	Tennessee	L	67-75	2928
01/07/2024	at Texas A&M	L	44-66	5953
01/11/2024	at Ole Miss	L	55-58	2350
01/14/2024	LSU	W	67-62	7720



2023-24 Auburn Women's Basketball  
 Combined Team Statistics  
 In Conference games

Game Records

Record	Overall	Home	Away	Neutral
ALL GAMES	1-3	1-1	0-2	0-0
CONFERENCE	1-3	1-1	0-2	0-0
NON-CONFERENCE	0-0	0-0	0-0	0-0

Score by Periods

Team	1st	2nd	3rd	4th	OT	TOT
Auburn	63	52	47	71	0	233
Opponents	66	62	76	57	0	261

Team Box Score

No.	Player	Total			3-Point		F-Throw		Rebounds				PF DQ A TO BLK STL PTS				AVG					
		GP-GS	MIN	AVG	FG-FGA	FG%	3FG-3FGA	3FG%	FT-FTA	FT%	OFF	DEF	TOT	AVG	PF	DQ		A	TO	BLK	STL	PTS
23	SCOTT-GRAYSON, Honesty	4-4	102:04	25.5	26-65	.400	3-14	.214	13-17	.765	4	10	14	3.5	9	0	5	6	2	4	68	17.0
2	MINGO-YOUNG, JaMya	4-4	114:52	28.7	12-35	.343	3-6	.500	15-17	.882	4	14	18	4.5	8	0	11	10	1	10	42	10.5
12	BOSTIC, Mar'shaun	4-0	54:41	13.7	10-22	.455	0-0	.000	9-13	.692	2	1	3	0.8	12	0	7	7	0	3	29	7.3
14	COLLINS, Taylen	4-4	133:18	33.3	11-30	.367	0-0	.000	6-8	.750	8	16	24	6.0	7	0	2	8	3	5	28	7.0
1	SUMBANE, Celia	4-2	91:25	22.9	7-20	.350	0-3	.000	7-9	.778	6	8	14	3.5	11	0	1	7	1	7	21	5.3
4	DUHON, Kaitlyn	4-2	68:07	17.0	6-17	.353	0-4	.000	0-3	.000	1	7	8	2.0	8	0	0	4	0	1	12	3.0
5	SHAW, Sydney	4-1	54:42	13.7	2-17	.118	2-9	.222	2-2	1.000	2	5	7	1.8	1	0	3	4	0	1	8	2.0
0	MILTON, Yakiya	2-0	19:24	9.7	1-1	1.000	0-0	.000	2-2	1.000	1	2	3	1.5	2	0	0	0	1	0	4	2.0
3	EDDINGS, McKenna	4-0	47:26	11.9	2-17	.118	2-10	.200	1-2	.500	1	1	2	0.5	6	0	3	1	0	2	7	1.8
20	AKINBOLAWA, Oyindamola	4-1	57:52	14.5	3-8	.375	0-0	.000	1-1	1.000	5	8	13	3.3	6	0	2	3	1	3	7	1.8
30	SCOTT, Savannah	4-2	53:18	13.3	3-8	.375	0-0	.000	1-2	.500	6	3	9	2.3	5	0	1	3	1	0	7	1.8
21	YOUNG, Audia	1-0	01:00	1.0	0-1	.000	0-0	.000	0-0	.000	0	0	0	0.0	0	0	0	0	0	0	0	0.0
24	MCFADDEN, Carsen	1-0	00:51	0.9	0-0	.000	0-0	.000	0-0	.000	0	0	0	0.0	0	0	0	0	0	0	0	0.0
32	THURMAN, Timya	1-0	01:00	1.0	0-0	.000	0-0	.000	0-0	.000	0	0	0	0.0	0	0	0	0	0	0	0	0.0
Team											10	7	17				5					
<b>Total</b>		<b>4</b>	<b>800</b>		<b>83-241</b>	<b>.344</b>	<b>10-46</b>	<b>.217</b>	<b>57-76</b>	<b>.750</b>	<b>50</b>	<b>82</b>	<b>132</b>	<b>33.0</b>	<b>75</b>	<b>0</b>	<b>35</b>	<b>58</b>	<b>10</b>	<b>36</b>	<b>233</b>	<b>58.3</b>
<b>Opponents</b>		<b>4</b>	<b>800</b>		<b>96-220</b>	<b>.436</b>	<b>5-21</b>	<b>.238</b>	<b>64-93</b>	<b>.688</b>	<b>54</b>	<b>115</b>	<b>169</b>	<b>42.3</b>	<b>78</b>	<b>0</b>	<b>46</b>	<b>75</b>	<b>18</b>	<b>29</b>	<b>261</b>	<b>65.3</b>

Team Statistics

	AUB	OPP
<b>Scoring</b>	<b>233</b>	<b>261</b>
Points per game	58.3	65.3
Scoring margin	-7.0	-
<b>Field goals-att</b>	<b>83-241</b>	<b>96-220</b>
Field goal pct	.344	.436
<b>3 point fg-att</b>	<b>10-46</b>	<b>5-21</b>
3-point FG pct	.217	.238
3-pt FG made per game	2.5	1.3
<b>Free throws-att</b>	<b>57-76</b>	<b>64-93</b>
Free throw pct	.750	.688
F-Throws made per game	14.3	16.0
<b>Rebounds</b>	<b>132</b>	<b>169</b>
Rebounds per game	33.0	42.3
Rebounding margin	-9.3	-
<b>Assists</b>	<b>35</b>	<b>46</b>
Assists per game	8.8	11.5
<b>Turnovers</b>	<b>58</b>	<b>75</b>
Turnovers per game	14.5	18.8
Turnover margin	+4.3	-
Assist/turnover ratio	0.6	0.6
<b>Steals</b>	<b>36</b>	<b>29</b>
Steals per game	9.0	7.3
<b>Blocks</b>	<b>10</b>	<b>18</b>
Blocks per game	2.5	4.5
<b>Winning streak</b>	<b>1</b>	<b>-</b>
Home win streak	1	-
<b>Attendance</b>	<b>10648</b>	<b>8303</b>
Home games-Avg/Game	2-5324	2-4152
Neutral site-Avg/Game	-	0-0

Team Results

Date	Opponent		Score	Att.
01/04/2024	Tennessee	L	67-75	2928
01/07/2024	at Texas A&M	L	44-66	5953
01/11/2024	at Ole Miss	L	55-58	2350
01/14/2024	LSU	W	67-62	7720



**Yakiya Milton**  
Freshman • F • 6-4  
Jacksonville, Fla.  
Mandarin HS



**Celia Sumbane**  
Junior • G • 6-2  
Maputo, Mozambique  
South Plains CC (TX)



**JaMya Mingo-Young**  
Graduate • G • 5-8  
Bogalusa, La.  
Alabama



**McKenna Eddings**  
Junior • G • 6-0  
Williamsburg, Va.  
Moberly Area CC (MO)



**Kaitlyn Duhon**  
Sophomore • G • 5-10  
Houston, Texas  
Summer Creek HS




**Sydney Shaw**  
Sophomore • G • 5-9  
Miami, Fla.  
DME Academy




**Mar'Shaun Bostic**  
Sophomore • G • 5-8  
St. Louis, Mo.  
Yashon HS



**Taylen Collins**  
Senior • F • 6-1  
Muldrow, Okla.  
Oklahoma State



**Kionna Gaines**  
Junior • G • 5-9  
Columbus, Ga.  
Clemson



**Oyindamola Akinbolawa**  
Sophomore • C • 6-5  
Lagos, Nigeria



**Audia Young**  
R-Freshman • G • 5-9  
Tallahassee, Fla.  
Florida State Univ. HS



**Honesty Scott-Grayson**  
Graduate • G • 5-9  
Brick, N.J.  
Baylor



**Carsen McFadden**  
Senior • G • 5-7  
Fairview, Texas  
Lovejoy HS



**Savannah Scott**  
Freshman • C • 6-4  
Conway, Ark.  
Conway HS



**Timya Thurman**  
Freshman • C • 6-5  
Linden, Ala.  
Linden HS



**Johnnie Harris**  
Head Coach (3rd year)  
Pine Bluff, Ark.  
Arkansas Baptist (1996)



**Fred Williams**  
Associate Head Coach  
Inglewood, Calif.  
Boise State (1979)



**Damitria Buchanan**  
Associate Head Coach  
Houston, Texas  
Texas A&M (2010)



**Ketara Chapel**  
Assistant Coach  
Temple, Texas  
Mississippi State (2017)



**Alex Stewart**  
Assistant Coach  
Norcross, Ga.  
Georgia Tech (2003)



**Savannah Carter**  
Assistant Coach  
Tulsa, Okla.  
Mississippi State (2015)