



MISSISSIPPI STATE WOMEN'S BASKETBALL

12 NCAA TOURNAMENTS | 5 SWEET SIXTEENS | 3 ELITE EIGHTS | 2 NCAA FINAL FOURS | 3 SEC CHAMPIONSHIPS

RECORD

Home	7-1
Away	3-1
Neutral	3-0
Non-Conference	13-2
SEC	0-0
NET	32

13-2

Rank (AP/USAT)

DATE MSU OPP TV TIME/RESULT

NOVEMBER (8-1)

N6	25/RV	-/-	Alcorn St.	SECN+	W, 77-42
N10	25/RV	-/-	Southeastern La.	SECN+	W, 67-46
N12	25/RV	-/-	Jacksonville St.	SECN+	W, 84-45
N15	RV/RV	-/-	New Orleans	SECN+	W, 87-26
N19	RV/RV	-/-	at Belmont	ESPN+	W, 63-62
N24	25/RV	-/-	vs. Clemson^	ESPN+	W, 81-78
N25	25/RV	-/-	vs. Arkansas PB^	ESPN+	W, 77-68
N26	25/RV	-/-	vs. Tulsa^	ESPN+	W, 102-58
N29	21/21 RV/RV	-/-	Miami (Fla.)	SECN	L, 68-74

DECEMBER (5-1)

D3	21/21	-/-	at UT Chattanooga	ESPN+	L, 53-59
D11	RV/RV	-/-	Kennesaw St.	SECN+	W, 91-50
D14	RV/RV	-/-	Jackson St.	SECN+	W, 82-72
D17	RV/RV	-/-	at Memphis	ESPN+	W, 81-63
D20	RV/RV	-/-	at Colorado St.	ESPN+	W, 82-75
D29	RV/-	-/-	Mississippi Valley St.	SECN+	W, 99-35

JANUARY (0-0)

J4	RV/-	RV/RV	Vanderbilt	SECN+	6:30 p.m.
J7	RV/-	1/1	at South Carolina*	ESPN	12 p.m.
J11	-/-	-/-	at Arkansas*	SEC	8 p.m.
J14	-/-	-/-	Ole Miss*	SECN	4 p.m.
J18	-/-	-/-	Tennessee*	SECN	6 p.m.
J22	-/-	-/-	at Florida*	SECN	6 p.m.
J29	-/-	-/-	LSU*	ESPN2	6 p.m.

F1	-/-	-/-	at Kentucky*	SECN	6 p.m.
F4	-/-	-/-	at Texas A&M*	SECN	3 p.m.
F8	-/-	-/-	Georgia*	SECN+	6:30 p.m.
F11	-/-	-/-	Florida*	SECN+	2 p.m.
F18	-/-	-/-	at Ole Miss*	SECN+	3 p.m.
F22	-/-	-/-	Kentucky*	SECN+	6:30 p.m.
F25	-/-	-/-	at Alabama*	SECN	4 p.m.
F29	-/-	-/-	at Auburn*	SECN	7 p.m.

M3	-/-	-/-	Missouri*	SECN+	2 p.m.
----	-----	-----	-----------	-------	--------

All Times Central

Home Games in Bold

* - SEC Game

^ - Van Chancellor Classic in Katy, Texas (Merrell Center)

MEDIA INFORMATION

TV: SEC Network+ (Talent: Bart Gregory and Charlie Winfield)

WEBSITE: hailstate.com

LIVE STATS: www.msu.statbroadcast.com

LIVE AUDIO: hailstate.com/watch

PLAY-BY-PLAY RADIO: Jason Crowder (96.1 - Starkville)

SID: Nate Jarrett

EMAIL: NJarrett@athletics.msstate.edu

CELL: (850) 499-7586

GAME 16 | MISSISSIPPI STATE VS. VANDERBILT | JAN. 4, 2023 (HUMPHREY COLISEUM)

MISSISSIPPI STATE

13-2 | 0-0 SEC

HEAD COACH: Sam Purcell

RECORD AT MSU: 35-13 (2nd Season)

CAREER RECORD: Same

VS. VU: 1-0

NET RANKING: 32

VANDERBILT

13-1 | 0-0 SEC

HEAD COACH: Shea Ralph

RECORD AT VU: 41-39 (3rd Season)

CAREER RECORD: Same

VS. MSU: 0-2

NET RANKING: 58



SERIES AT A GLANCE

VS. VANDERBILT Vanderbilt leads 36-24
 HUMPHREY COLISEUM Mississippi State leads 15-11
 CURRENT STREAK W9
 LAST MEETING A / W, 72-44 / Dec. 29, 2022



MISSISSIPPI STATE OPENS SEC PLAY WITH VANDERBILT

- Mississippi State opens its second season of Southeastern Conference action under head coach Sam Purcell when it hosts Vanderbilt on Thursday, Jan. 4 inside Humphrey Coliseum on SEC Network+ at 6:30 p.m. CT.
- Vanderbilt leads the all-time series 36-24, while Mississippi State leads 15-11 inside Humphrey Coliseum. The Bulldogs have won the last nine meetings and 10 of the last 11 since 2014. Mississippi State's largest win in the series occurred in back-to-back seasons with 45-point victories (95-50 in 2017-18; 86-41 in 2016-17).
- The Bulldogs went 9-7 in regular-season SEC play in 2022-23. Purcell recorded the most SEC wins by a Mississippi State head coach in their debut season with the nine victories. That mark is almost double the previous high of five wins by Vic Schafer.
- Purcell is tied for the third youngest head coach in the SEC with Coach Taylor of Texas A&M.
- Mississippi State defeated Vanderbilt 72-44 inside Memorial Gymnasium in Purcell's SEC debut last season. The Bulldogs earned their first SEC home win in 2022-23 five contests later with a 72-58 win over Auburn on Jan. 19.
- Mississippi State is 6-2 overall at home against conference foes under Purcell. The Bulldogs won their final six home contests in SEC play last season.

SEC OPENERS

- Mississippi State has won 8 of its last 11 SEC openers, including defeating Vanderbilt 72-44 inside Memorial Gymnasium on Dec. 29, 2022 in head coach Sam Purcell's SEC debut.
- It is the sixth time overall and the second straight season that Mississippi State has opened conference play with Vanderbilt.
- After defeating Vanderbilt to open up SEC play in 2022-23, Mississippi State would drop the next three conference contests - including its lone two home SEC losses - before finishing the regular season conference slate 8-3 overall and 6-0 at home.

SEC SEEIN' TRIPLE OF THE DAWGS

- The Southeastern Conference announced on Tuesday, Jan. 2 that senior guard Darrione Rogers has been named SEC Player of the Week and freshman forward/center Quanirah Montague was voted Co-Freshman of the Week.
- Rogers collected the conference's top weekly award after posting Mississippi State's first triple-double since Dec. 16, 2000 with 14 points, 12 assists and 10 rebounds in 34 minutes, while Montague earned the honors after posting her first career double-double with 14 points, 13 rebounds and six blocks in 23 minutes.
- It marks the third-straight week that Mississippi State has had a player selected for the SEC Player of the Week after graduate student guard Lauren Park-Lane was named SEC Player of the Week on Dec. 26 and graduate student center Jessika Carter was named SEC Co-Player of the Week on Dec. 19.
- It stands as the first time in SEC women's basketball history that any school has had three different players selected for Player of the Week honors in three-straight weeks. It also marks the first time since Jordan Danberry on Jan. 8 and Teaira McCowan on both Jan. 15 and Jan. 22 in 2018-2019 that Mississippi State has a selection in three-straight weeks.
- Mississippi State and South Carolina remain the only SEC schools to have players named in back-to-back weeks this season.
- The Freshman of the Week selection for Montague marked her first and the first by a Mississippi State player since Denae Carter on Jan. 11, 2022. The Bulldogs will face the other Co-Freshman of the Week for Jan. 2 in Vanderbilt's Khamil Pierre.

NUMBERS TO KNOW

34

Now graduate student center Jessika Carter turned in one of her 34 career double-doubles in the last meeting against Vanderbilt with 21 points on 9-11 from the field with 10 rebounds and two blocks. The 34 double-doubles for Carter ranks second among active SEC players and fourth in program history. Mississippi State is 6-0 this season and 16-0 overall under Purcell when Carter records a double-double.

The Bulldogs went 9-7 in regular-season SEC play in 2022-23. Purcell recorded the most SEC wins by an Mississippi State head coach in their debut season with the nine victories. That mark is almost double the previous high of five wins by Vic Schafer. Mississippi State also won 8 of its final 11 conference contests and its final six home conference contests to close out the last regular season.

9

GENERAL INFORMATION

LocationStarkville, Miss.
 Enrollment (Fall 2023) 22,657
 Founded Feb. 28, 1878
 Nickname Bulldogs
 School Colors Maroon (PMS 202) and White
 Conference Southeastern
 President Dr. Mark Keenum
 Director of Athletics Zac Selmon
 Faculty Representative Dr. Brent J. Fountain
 Sport Administrator Joey Bailey

HISTORY

Season of Basketball 49th
 First Season 1974-75
 All-Time Record 810-657 (49 years)
 All-Time Conference Record 221-312 (40 years)
 SEC Regular-Season Titles (last) 2 (2019)
 SEC Tournament Titles (last) 1 (2019)
 SEC Tournament Record 26-43
 NCAA Tourn. Appearances (last) 12 (2023)
 NCAA Tourn. Record 24-12
 NCAA Final Four Appearances (last) 2 (2018)
 WNIT Appearances (last) 7 (2014)

COACHING STAFF

Head Coach Sam Purcell (Auburn, '03)
 Record at MSU 35-13 (2nd Season)
 Career Record Same
 Career SEC Record 9-7 (0-1 in SEC Tournament)
 NCAA Tournament Record 2-1
 Assistant Coach Murriel Page (Florida, '98)
 Second Season
 Assistant Coach Corry Irvin (Fresno State, '96)
 Second Season
 Assistant Coach Gabe Lazo (Barry Univ., '08)
 Second Season
 Assistant Coach Michelle Clark-Heard (Western Ky, '90)
 First Season
 Assistant Coach Tony Dukes (Clayton State, '13)
 First Season

HUMPHREY COLISEUM

Year Opened (Seasons) 1975 (49th Season)
 All-Time Record (Win %) 469-211 (48th Season)
 Record under Sam Purcell 20-3

2022-23 REVIEW

Overall Record 22-11
 SEC Record (Finish) 9-7 (5th)
 Home Record 14-2
 Road Record 3-7
 Neutral Record 5-2

2023-24 TEAM INFORMATION

Returners/Lost 5/8
 Starters Returning/Lost 3/2 (*Min. 10 starts)
 Newcomers 6 (three transfers and three freshman)

SOCIAL MEDIA

Website hailstate.com
 Twitter @HailStateWBK
 Facebook facebook.com/HailStateWBK
 Instagram @HailStateWBK
 Hashtag #HailState

LP3 - LAUREN PARK-LANE

• Graduate student guard Lauren Park-Lane set an individual Mississippi State single-game record (women's or men's) for most threes made with a 10-17 performance from behind the arc at Colorado St. on Dec. 20. With the effort, she also became only the third player in SEC women's basketball history to make 10 threes in a single game. She finished with 33 points, 21 of which came in the second half, in addition to a team-high six assists and four rebounds in 35 minutes. It marked her 13th career 30-point game and her seventh contest with 30-plus points and five-plus assists. Park-Lane turned in 12 points, two rebounds and three assists in the fourth quarter to help Mississippi State erase its largest deficit of the season and outscore Colorado St. 26-11 in the fourth quarter to escape with the 82-75 road win.

• Park-Lane ranks eighth nationally and leads the SEC with 92 assists and 19th nationally and second in the SEC with 6.1 assists per game as of Jan. 2.

• Park-Lane has led the team in assists in 13 of 15 games with the Bulldogs. She has led her team in assists in 111 of her 135 career games (82.2 percent).

• Park-Lane has dished out 73 assists over the last 10 games (7.3 per game) compared to 19 (3.8 per game) in the first five. She has posted five-plus assists in 65 percent of her career games. (87 of her 135 games played).

• Her 2,061 career points ranks eight among active players, while her 790 career assists are second. Her and Iowa's Caitlin Clark are the only two active players with over 2,000 points and 700 career assists and are the only two to rank in the top 10 in both points and assists among active marks.

• Park-Lane recorded 20 points and 10 assists in 39 minutes vs. Miami (Fla.) on Nov. 29. She has five 20-plus points and 10-plus assists games in her career. With 20 points and 10 assists vs. Miami (Fla.), Park-Lane now has 15 career point-assist double-doubles and 17 games with 10-plus assists.

• She is one of just three players in the country to rank inside the top eight for total assists each of the last two seasons. (Iowa's Caitlin Clark and Colorado St.'s McKenna Hofschild).

• Despite her playmaking ability as a passer, she has an elite ability to score and has averaged at least 17.5 points per game each of the last three seasons.

• She turned in a pair of point-assist double-doubles with 14 points and 10 assists vs. Tulsa and 11 points and 10 assists vs. Clemson to earn an All-Tournament Team selection at the 2023 Van Chancellor Classic.

• The No. 16 rated transfer by ESPN and three-time Nancy Lieberman Award Watch List honoree, Park-Lane is also one of the top-scoring guards in the country, after she averaged a career-high 20.8 points per game behind a 40% shooting percentage from the floor at Seton Hall in 2022-23.

STATE AMONG WINNINGEST PROGRAMS IN DIVISION I SINCE START OF 2016-17

• Since the start of the 2016-17 campaign, Mississippi State owns 191 wins, which is the 10th-most in Division I.

• In the stretch, State went to two national title games, three consecutive Elite Eights and won three SEC Championships.

• After posting 34 wins in 2016-17, the Bulldogs recorded a program-record 37 victories during the 2017-18 campaign. State followed that season with 33 wins in 2018-19 and 27 in 2019-20.

RANK	TEAM	TOTAL WINS
1.	UConn	235 (225, 10-3)
2.	South Carolina	226 (214, 12-0)
3	Baylor	219 (207, 12-0)
4.	Louisville	218 (206, 12-2)
5.	Stanford	218 (206, 12-1)
6.	Florida Gulf Coast	214 (204, 10-4)
T7.	Maryland	201 (192, 9-4)
	Gonzaga	201 (188, 13-2)
9.	NC State	192 (179, 13-0)
10.	MISSISSIPPI STATE	191 (178, 13-2)
11.	South Dakota St.	186 (179, 7-5)

* Wins as of Jan. 3
 (Prior To 2023-24, 2023-24 Record)

JESSIKA CARTER - BIG 4

• Graduate student center Jessika Carter is on another level since returning from a three-game absence, averaging 18.0 points, 12.6 rebounds and 2.4 blocks on 58.8 percent from the field in 29.4 minutes over the last five contests.

• She is also currently posting career-best averages in points,

rebounds and minutes with 15.1 points and 9.6 rebounds in 29.0 minutes per game this season.

• Carter added her 34th career double-double with 15 points and 11 rebounds in 17 minutes vs. Mississippi Valley St. on Dec. 29. The Bulldogs are 6-0 this season and 16-0 under head coach Sam Purcell when Carter records a double-double.

• Her 34 career double-doubles ranks second among active SEC players and fourth in program history. Her next double-double will place her in a tie for third place in program history.

• With a storied career to this point, graduate student center Jessika Carter is making her presence felt in the Mississippi State and SEC Record Books. Carter's 1,454 career points ranks 10th in program history, while her 919 rebounds rank fifth. She has a chance to become only the third player in program history - joining Teaira McCowan and Latoya Thomas - with 1,500 points and 1,000 rebounds. Carter leads all active SEC players with 919 career rebounds, is second with 207 blocks and ranks fourth with 1,454 points.

• Carter was named SEC Co-Player of the Week and one of her USBWA Players of the Week following a stretch from Dec. 11-17 in which she turned in three straight double-doubles and averaged 21.7 points, 14.7 rebounds and 3.7 blocks in 33.1 minutes per game to earn the recognition. It marked her three time receiving the conference's highest weekly honor.

• She turned in 17 points and 18 rebounds while playing all 40 minutes vs. Jackson St. on Dec. 14. Carter collected a new season-high 18 rebounds vs. Jackson St. - 11 of which were offensive. She played 40 minutes for the third time in her career - second time playing all minutes in regulation - and first since her career-high total vs. Auburn on Feb. 20, 2020.

• Carter returned from a three-game absence and did not miss a step vs. Kennesaw St. on Dec. 11. Carter finished with a career-high 31 points on 14-19 from the field with 13 rebounds. The 14 made field goals also marks a career high.

• The Kennesaw St. performance marked Carter's 10th career 20-plus points and 10-plus rebounds performance. The Bulldogs are 10-0 when Carter totals 20-plus points and 10-plus rebounds.

• Coming off a career-year in her first with Purcell, Carter earned a spot on the 2024 Wooden Award Preseason Top 50 Watch List, Lisa Leslie Award Preseason Watch List, Preseason All-SEC First Team (coaches) and Second Team (media).

• She averaged a career-best 14.8 points per game and totaled a career-high 65 blocked shots and career-high 42 assists in 2022-23. Her averages in scoring (14.8), rebounding (7.7), blocks (2.1) and field goal percentage (57.0% - SEC best) led the Bulldogs.

MESSED AROUND AND GOT A TRIPLE-DOUBLE

• Senior guard Darrione Rogers recorded the first triple-double by a Mississippi State women's basketball player since Dec. 16, 2000, and only the second overall in program history with 14 points, 12 rebounds and 10 assists in 34 minutes vs. Mississippi Valley St. on Dec. 29. It was the first triple-double by a SEC women's basketball player since LSU's Khayla Pointer on Feb. 7, 2021, and only the 40th triple-double in SEC women's basketball history.

• The triple-double was the second of Rogers' career; Rogers and Iowa's Caitlin Clark are the only two players nationally to record a triple-double each of the last two seasons.

4+5 = DOMINANCE

• Mississippi State's lone two losses this season came without its two All-SEC post players in graduate student center Jessika Carter and graduate student forward Erynn Barnum. The Bulldogs are a completely different team when the duo are available.

• The numbers below indicate the difference when both of the pair play. The statistics do not include the 102-58 win over Tulsa on Nov. 26, in which Barnum was available, but Carter was not.

• Mississippi State is averaging 37.6 points in the paint over 15 games. In games in which the pair plays, the Bulldogs are averaging 40.3 points in the paint.

	W/ BOTH (12-0)	W/O BOTH (0-2)
Points	80.9	60.5
Points Allowed	55.2	66.5
Field Goal Percentage	46.3	41.3
Rebounds	48.5	27.5
Assists	18.3	14.5
Blocks	6.3	4.0
Steals	8.7	6.5
Turnovers	13.4	14.0

2 EASY FOR JERKAILA JORDAN

- Head coach Sam Purcell called senior guard Jerkaila Jordan Ms. February after her month that helped Mississippi State make history last year, but through the first 15 games that nickname might change for her year round dominance.
- Jordan is on a ridiculous tear right now, averaging a team-high 17.2 points on 47.5 percent from the field, 6.7 rebounds and 2.3 assists and 1.9 steals in 30.4 minutes per game.
- With a team-high 17 points vs. Mississippi Valley St. on Dec. 29, Jordan has led the team in points in eight games this season and 40 times for her career - 24 times at Mississippi State. She has scored in double figures in 20 of her last 23 games dating back to last season.
- Jordan finished with a career-high six assists, in addition to eight points and four rebounds at Colorado St. on Dec. 20.
- Jordan turned in 21 points - eight in the fourth quarter - in addition to seven rebounds and two assists in 33 minutes at Memphis on Dec. 17. The eight free throws made and 10 attempted tied a career-high.
- The 20-point game vs. Memphis now extends her season total to five and career total to 26. Mississippi State is 10-0 in the head coach Sam Purcell era in games where Jordan scores 20-plus points.
- She is rebounding incredibly well from the guard spot, ranking second of the team with 6.7 rebounds per game. She has recorded five-plus rebounds in 11 of 15 games and has four games of 10-plus rebounds this season. The 10-plus total is already the single-season most in her career.
- Posted 19 points and 12 rebounds for her fourth double-double of the season and eighth of her career vs. Jackson St. on Dec. 14. She entered the season with four double-doubles over three seasons to already matched her career total.
- Jordan posted 18.0 points, 7.7 rebounds and 2.0 assists on 48.9 percent from the field and 88.9 percent from the free-throw line in 31.5 minutes per game to earn All-Tournament team honors at the 2023 Van Chancellor Classic.
- Jordan is the only Bulldog to start every game this season. Jordan has started all 104 games of her career.
- No one in the SEC was better than Jerkaila Jordan during February 2023. In the month, Jordan led the Bulldogs in scoring (16.9 ppg), total steals (17) and blocks (8), field goal percentage (55%), and three-point field goal percentage (53%). She ranked second in rebounds per game (6.0), but led the team in total rebounds (42). She also ranked fifth in assists with 10. Her strong play in February helped guide Mississippi State to a 5-2 record in the month and primed the Bulldogs for their March run in the NCAA Tournament after going 4-5 in January.

TRIO OF DOUBLE-DOUBLES AND A TRIPLE DOUBLE!

- Mississippi State had three players recorded a double-double in the same game for the second time this season last time out vs. Mississippi Valley St. on Dec. 29. Quanirah Montague finished with 14 points and 13 rebounds in 23 minutes, Jessica Carter added 15 points and 11 rebounds in 17 minutes and Eryn Barnum posted 15 points and 15 rebounds in 32 minutes.
- Mississippi State also had three players (Carter, Barnum and Jerkaila Jordan) recorded double-doubles in the season opener vs. Alcorn St. on Nov. 6.
- Senior guard Darrione Rogers recorded the first triple-double by a Mississippi State women's basketball player since Dec. 16, 2000, and only the second overall in program history with 14 points, 12 rebounds and 10 assists in 34 minutes.

NOTHING FREE

- Mississippi State boasts multiple top defensive statistics nationally all without fouling. The Bulldogs rank second nationally with only 11.3 fouls per game as of Jan. 2.
- Including only recording 10 fouls last time out vs. Mississippi Valley St. on Dec. 29 and eight at Colorado St. on Dec. 20, Mississippi State has finished with 10 or fewer fouls already seven times this season compared to only five times in 2022-23. (7-0 in those games this season, 11-1 overall under Purcell)
- Mississippi State is 17-2 when allowing 10 or fewer free throw attempts - allowed Colorado St. to shoot 4-8 from the line on Dec. 20.

TALE OF THE TAPE

MISSISSIPPI STATE	CATEGORY	VANDERBILT
79.6 (+22.7)	POINTS PER GAME (SCORING MARGIN)	72.9 (+16.4)
56.9	SCORING DEFENSE	56.5
46.1	FIELD GOAL PERCENTAGE	42.5
37.5	THREE-POINT FIELD GOAL PERCENTAGE	33.3
7.1/18.9	THREE-POINT FIELD GOALS MADE/ATTEMPTED PER GAME	6.8/20.4
71.8	FREE THROW PERCENTAGE	68.6
14.3/19.9	FREE THROWS MADE/ATTEMPTED PER GAME	11.6/16.9
44.8 (+12.6)	REBOUNDS PER GAME (REBOUNDING MARGIN)	40.0 (+4.7)
17.9	ASSISTS PER GAME	16.7
12.8 (+1.93)	TURNOVERS PER GAME (TURNOVER MARGIN)	13.1 (+6.9)
8.4	STEALS PER GAME	12.2
5.7	BLOCKS PER GAME	3.9
Jordan (17.2)	LEADING IN POINTS	Cambridge (14.8)
Carter (9.6)	LEADING IN REBOUNDS	Washington (8.6)
Park-Lane (6.1)	LEADING IN ASSISTS	Cambridge (4.6)
Carter (1.9)	LEADING IN BLOCKS	Washington (1.7)
Jordan (1.9)	LEADING IN STEALS	Cambridge (4.6)
Park-Lane (31.0)	LEADING IN MINUTES	Cambridge (34.5)
W5 (at South Carolina, Jan. 7)	CURRENT STREAK (NEXT GAME)	W6 (vs. Florida Jan. 7)

LAST SERIES MEETING - MISSISSIPPI STATE AT VANDERBILT (W, 72-44) ON DEC. 29, 2022



Official Basketball Box Score - Final
 Mississippi St. at Vanderbilt
 12/29/22 Memorial Gymnasium, Nashville
 2022-23 Women's Basketball

Game Time: 5:00 PM
 Game Duration: 2:10
 Attendance: 2,456

Officials: Michael McConnell, Nykesha Thompson, Timothy Daley

Mississippi St. - 72

Record: 12-2 (1-0)

NO.	Name	Min	FG		3P		FT		Rebounds			Fouls		TP	AS	TO	ST	Blocks			+/-
			M-A	M-A	M-A	M-A	OR	DR	TOT	PF	FD	BS	BA					+/-			
4	Jessica Carter	F 21:37	9-11	0-0	3-3	3	7	10	3	2	21	1	1	1	2	2	1	35			
21	Debreasha Powe	F 30:59	4-9	2-6	0-0	2	7	9	0	3	10	1	3	1	0	0	36				
0	Anastasia Hayes	G 29:01	2-6	0-0	0-2	2	1	3	3	1	4	7	2	2	0	29					
1	Ahiana Smith	G 31:33	4-8	2-4	0-0	3	4	7	2	1	10	4	4	0	0	21					
2	Jerkaila Jordan	G 29:04	1-6	1-4	0-0	0	1	1	2	4	3	2	1	1	1	0	8				
3	Asiana Johnson	G 20:55	4-7	1-1	2-2	0	2	2	1	2	11	5	1	4	0	1	18				
25	Denae Carter	G 18:35	2-4	0-0	0-0	2	3	5	4	2	4	0	3	0	1	0	3				
11	Kourtnay Weber	G 17:27	3-5	3-5	0-0	2	3	5	1	0	9	0	2	0	0	-1					
22	Charlotte Kohl	G 05:53	0-0	0-0	0-0	0	0	0	1	0	0	0	0	0	1	0	-6				
5	Alasia Hayes	G 02:26	0-0	0-0	0-0	0	1	1	0	0	0	0	0	0	0	-3					
Team																					
Totals			29-56	9-20	5-7	15	32	47	17	15	72	20	20	10	5	2	28				

Technical Fouls::NONE

Shooting By Period			
1 st FG%	9-14	64.3%	
3PT%	2-4	50.0%	
FT%	2-2	100%	
2 nd FG%	6-16	37.5%	
3PT%	4-8	50.0%	
FT%	0-0	0%	
3 rd FG%	7-15	46.7%	
3PT%	3-8	37.5%	
FT%	0-0	0%	
4 th FG%	7-11	63.6%	
3PT%	0-0	0.0%	
FT%	3-5	60%	
GM FG%	29-56	51.8%	
3PT%	9-20	45.0%	
FT%	5-7	71.4%	

Dead Ball Rebounds: 1, 0

Vanderbilt - 44

Record: 9-6 (0-1)

NO.	Name	Min	FG		3P		FT		Rebounds			Fouls		TP	AS	TO	ST	Blocks			+/-
			M-A	M-A	M-A	M-A	OR	DR	TOT	PF	FD	BS	BA					+/-			
5	Yaubryon Chambers	F 15:01	2-3	0-0	1-3	2	0	2	4	2	5	0	0	0	0	0	-15				
35	Sacha Washington	F 28:49	2-9	0-0	7-9	6	3	9	4	7	11	2	0	3	2	1	-19				
2	Jada Brown	G 23:31	0-2	0-2	0-0	1	0	1	0	0	0	1	0	0	0	-22					
11	Ciaja Harbison	G 34:13	3-17	0-6	1-2	1	3	4	2	3	7	0	3	1	0	-26					
14	Marnelle Garraud	G 35:30	3-14	3-9	0-0	0	1	1	2	1	9	1	4	1	0	-21					
24	Ryanne Allen	G 25:32	2-6	2-5	1-2	1	1	2	2	1	7	2	1	1	0	-16					
21	Bella LaChance	G 18:54	2-6	1-3	0-0	0	1	1	0	3	5	1	5	0	0	-16					
12	Demi Washington	G 18:30	0-0	0-0	0-0	2	0	2	1	0	0	0	0	0	0	-5					
Team																					
Totals			14-57	6-25	10-16	14	13	27	15	17	44	7	14	6	2	5	-28				

Technical Fouls::NONE

Shooting By Period			
1 st FG%	3-12	25.0%	
3PT%	2-6	33.3%	
FT%	3-4	75%	
2 nd FG%	3-13	23.1%	
3PT%	1-7	14.3%	
FT%	2-2	100%	
3 rd FG%	5-17	29.4%	
3PT%	2-6	33.3%	
FT%	4-7	57.1%	
4 th FG%	3-15	20.0%	
3PT%	1-6	16.7%	
FT%	1-3	33.3%	
GM FG%	14-57	24.6%	
3PT%	6-25	24.0%	
FT%	10-16	62.5%	

Dead Ball Rebounds: 3, 0

	MSU	VAN	Points from		MSU	VAN	Period by Period Scoring					
			MSU	VAN			1st	2nd	3rd	4th	TOT	
Biggest lead	31 (4 th 2:38)	1 (1 st 6:23)			19	7						
Best Scoring Run	10(4 th 2:38)	5(3 rd 1:05)			40	14						
Lead Changes	2				6	14						
Times Tied	1				8	1						
Time with Lead	38:33	00:14			24	12						

YABBA-DABBA DO DAWGS

- Do you wonder why you keep hearing fans and the team yelling 'Yabba Dabba' throughout the game?
- "You know what's awesome about Freddy Flintstone? He's got no shoes and he's crazy enough to drive his car [and use his feet] and go 100 miles per hour. I was sitting on the couch one day and was like, 'That's what my team is missing.' We need some yabba dabba do behavior because I've got nice [players], but for us to win championships, we've got to get a little ugly. We've got to be some Dawgs. So, I came in one day and they all looked at me like I was crazy [for suggesting this]. Then, they were like, 'Aw, this is actually pretty cool.' - head coach Sam Purcell
- A "Yabba Dabba" call can happen in one of three ways – all of them built around tremendous effort and hustle.
- The first path to a "Yabba Dabba" comes when a player is on offense – normally a post – and is running and beating the opponent down the floor.
- The second is an offensive rebound and putback for second chance points. Mississippi State has some "Yabba Dabba" in them as the Bulldogs are outscoring their opponents 240-107 (+133) in second-chance points this season.
- The third is on the defensive end and stopping advantage (two-on-one, three-on-two) situations that the opponent has.
- It can also be taking a charge, breaking up a transition layup, beating an opponent down the floor for a transition layup before the defense are set.

PAINTING A NICE PICTURE NEAR THE HOOP

- Mississippi State is outscoring its opponent 564-338 (+226) in points in the paint, averaging 37.6 points in the paint per game with a +15.1 margin over opponents.
- Mississippi State has outscored 12 of 15 opponents in paint points and are 12-0 in those games. Two of the contests that Mississippi State did not outscore its opponent in the category were the lone losses to Miami (Fla.) and Chattanooga, where graduate student and All-SEC starting posts Erynn Barnum and Jessica Carter did not play. In games in which the pair plays, the Bulldogs are averaging 40.3 points in the paint.
- Mississippi State outscored Mississippi Valley St. 38-8 in paint points last time out on Dec. 29.
- Mississippi State outscored Memphis 50-24 in the paint on Dec. 17. It is the fourth game this season with 50-plus points in the paint and the seventh time under head coach Sam Purcell.

GETTING ON THE GLASS

- Mississippi State is currently averaging 44.8 rebounds per game and is outrebounding its opponents by +12.6 per game, a margin that ranks 14th nationally as of Jan. 2.
- Mississippi State has outrebounded 14 of 15 opponents this season and is 34-3 under head coach Sam Purcell when doing so. The Bulldogs recorded 70 rebounds vs. Alcorn St. the most since Mississippi State recorded 71 vs. Arkansas-Pine Bluff on Nov. 13, 2009.
- Mississippi State has recorded 50-plus rebounds in four games this season compared to twice last season and are 6-0 overall under Purcell when hitting the mark.
- MSU is averaging 48.0 rebounds and outrebounding its opponents by +16.5 rebounds in games in which both Jessica Carter and Erynn Barnum are on the floor – both top-10 marks.
- Mississippi State recorded 62 rebounds last time out vs. Mississippi Valley St. on Dec. 29. It is the second time overall under Purcell – both of which happened this season that the Bulldogs recorded 60-plus rebounds. Four different Bulldogs recorded 10-plus rebounds in the game.
- Mississippi State held Colorado St. to one offensive rebound on Dec. 20 and outscored the Rams 16-0 in second chance points.
- Mississippi State finished with 27 offensive rebounds vs. Jackson St. – second most under head coach Sam Purcell.
- The Bulldogs holds a 225-103 edge in second-chance points this season and has scored more in second-chance efforts in 13 of 14 games (13-0).
- Three Bulldogs are averaging over 6.5 rebounds or more per game (Carter 9.6, Barnum 7.5, Jordan 6.7).

REWRITING RECORD BOOKS

- With a storied career to this point, graduate student center Jessica Carter is making her presence felt in the Mississippi State and SEC Record Books. Carter's 1,454 career points ranks 10th in program history, while her 919 rebounds ranks fifth. She has a chance to become only the third player in program history – joining Teaira McCowan and Latoya Thomas – with 1,500 points and 1,000 rebounds.

- Carter leads all active SEC players with 919 career rebounds, second with 207 blocks and ranks fourth with 1,454 points.
- Carter currently has 34 career double-doubles, which ranks second among active SEC players and fourth in program history. Her next double-double will place her in a tie for third place in program history.
- Senior guard Jerkaila Jordan surpassed 1,000 career points at Mississippi State with 19 points vs. Jackson St. on Dec. 14, she now has 1,496 career points after spending her freshman season at Tulane. She became the 29th player in program history to reach the mark in a Bulldog uniform.
- Lauren Park-Lane is nearing 800 career assists and could become only one of 29 players in NCAA history with 800 career assists. She also surpassed 2,000 career points this season; her 790 career assists ranks second among active players, while her 2,061 points ranks eighth among active players. Park-Lane and Iowa's Caitlin Clark are the only two players in the top-10 for both active points and active assists totals.

WELCOME TO THE POWE SHOW

- Sophomore guard Debreasha Powe has scored double digits in six of the last nine contests played in and now 18 times for her career.
- Powe has missed the first game of her career last time out vs. Mississippi Valley St. on Dec. 29. Powe and senior guard Jerkaila Jordan were the only players to have played every game this season and Powe had played all 47 games with 46 starts to that point.
- Known for being a sharpshooter from behind the arc, Powe is connecting on a career-best 43.0 percent (37-86) from three this season. She has knocked down 26 threes over the last eight games played in (3.3) compared to 11 over her first six games (1.9) this season. Her 37 three pointers on the season ranks 24th nationally and third in the SEC as of Jan. 2. She has hit multiple threes in seven of the last eight games played in and has connected on five-plus threes in four career games (4-0).
- Powe knocked down one of the biggest shots of the game on a three from the left wing that gave the Bulldogs their first lead of the second half at 71-68 with 3:11 remaining in regulation at Colorado State on Dec. 20.
- Powe added a game-high 21 points – her third career 20-plus point game – on 5-8 from three vs. Jackson St. on Dec. 14.
- Powe posted a career-high 24 points on 9-16 from the field, 6-13 from three, in 29 minutes vs. Tulsa on Nov. 26. It marked the second career 20-point game for Powe. The nine field goals made and 13 three-point field goal attempts also mark career highs, while the six made threes tied a career high.
- Powe averaged 16.7 points and 2.0 rebounds on 53.1 percent from the field and 45.8 percent from three at the 2023 Van Chancellor Classic.
- A fan favorite and leadership presence for newcomers, Powe is one of five returners and the only player from Mississippi on the roster. She also represents Mississippi State on the SEC Women's Basketball Leadership Council.

ONE - TEAM MANTRA

- After "Why Not Us" in Purcell's first season at the helm, the team mantra has shifted to "ONE" in year two. It is based off the idea of One Team, One Mindset, One Drive, One Goal. The one mantra can be applied to many different facets, but is primarily focused on taking that one next step as one team under one common goal.
- The ONE mantra is placed around the facilities, including the tunnel in the locker room picture below and one the side of the warmup shirts.
- It is also about what Mississippi State can do in the community and for its fans – first Education Day vs. New Orleans on Nov. 15, Epilepsy Awareness Game vs. Jacksonville St. on Nov. 11, Christmas Game and Teddy Bear Toss for Charity vs. Jackson St. on Dec. 14.
- After "Why Not Us" in Purcell's first season at the helm, the team mantra has shifted to "ONE" in year two. It is based off the idea of One Team, One Mindset, One Drive, One Goal. The one mantra can be applied to many different facets, but is primarily focused on taking that one next step as one team under one common goal.
- "This one is simple, it's bigger than basketball. First and foremost, our hashtag this year is ONE. How many things can we do one at a time that are bigger than basketball." – Sam Purcell following Education Day on Nov. 15.
- It is also about what Mississippi State can do for the community and its fans – first Education Day vs. New Orleans on Nov. 15, Epilepsy Awareness Game vs. Jacksonville St. on Nov. 11, Christmas Game and Teddy Bear Toss for Charity vs. Jackson St. on Dec. 14.

CAREER MILESTONES TO WATCH

POINTS		
Player	Milestone	Career Total
Lauren Park-Lane	2500 points	*2,061 (156)
Jerkaila Jordan	1500 points	*1,496 (1,046)
Jessika Carter	1500 points	1,454
Darrione Rogers	1250 points	*1,219 (110)
Erynn Barnum	1250 points	*1,197 (125)

REBOUNDS		
Player	Milestone	Career Total
Jessika Carter	1000 rebounds	919
Erynn Barnum	750 rebounds	676 (97)
Jerkaila Jordan	750 rebounds	*538 (432)
Darrione Rogers	750 rebounds	*526 (56)

ASSISTS		
Player	Milestone	Career Total
Lauren Park-Lane	800 assists	*790 (92)
Jerkaila Jordan	200 assists	*198 (130)
Jessika Carter	100 assists	91

BLOCKS		
Player	Milestone	Career Total
Jessika Carter	250 blocks	206

STEALS		
Player	Milestone	Career Total
Jerkaila Jordan	250 steals	*218 (157)

* Stats include other schools
() Mississippi State Stats

2023-24 SEASON ACCOLADES

Erynn Barnum

- Katrina McClain Award Preseason Watch List
- Preseason All-SEC Second Team (Coaches)

Jessika Carter

- SEC Co-Player of the Week - Dec. 19
- USBWA Players of the Week - Dec. 19
- Wooden Award Top 50 Preseason Watch List
- Lisa Leslie Award Preseason Watch List
- Preseason All-SEC First Team (Coaches)
- Preseason All-SEC Second Team (Media)

Jerkaila Jordan

- Preseason All-SEC Second Team (Coaches)

Quanirah Montague

- SEC Co-Freshman of the Week - Jan. 2

Lauren Park-Lane

- SEC Player of the Week - Dec. 26
- Nancy Lieberman Award Preseason Watch List

Darrione Rogers

- SEC Player of the Week - Jan. 2



GET US TO UNDER FIVE

• Mississippi State is 33-0 overall and 12-0 this season when leading with under five minutes remaining in regulation under head coach Sam Purcell.

REST IS GOOD FOR THE W COLUMN

- While most teams struggle to readjust following a longer break, that is not the case for Mississippi State under head coach Sam Purcell.
- The Bulldogs are 2-0 this season (Mississippi Valley St. 99-35, Kennesaw St., 91-50) and 7-0 overall when it plays after a seven-day or longer break under Purcell. The Bulldogs are winning those contests by an average margin of +27.0 points.
- Mississippi State is 2-0 in SEC play with a week or longer break under Purcell and will test that when it faces LSU on Jan. 29 and travels to Ole Miss on Feb. 18.

STARTING FAST

- Mississippi State has outscored its opponents 317-195 (+122) in the first quarter, the largest margin of any quarter.
- Mississippi State has scored 20-plus first-quarter points in eight of the last 10 games.
- Mississippi State outscored Mississippi Valley St. 33-5 in the first quarter last time out on Dec. 29. It marks the most points in any quarter under head coach Sam Purcell and the largest first-quarter lead.

ATTENDANCE BY THE NUMBERS.

- Mississippi State has ranked in the top-20 nationally in average home attendance each of the last eight seasons.
- The SEC has led the nation in women's basketball average attendance for seven of the last eight seasons.

YEAR	AVG. ATTENDANCE	NCAA RANK	SEC RANK
23-24	4,772	26	4
22-23	5,096	16	4
21-22	4,691	17	4
20-21	980 (Covid)	15	6
19-20	7,681	9	3
18-19	8,446	4	2
17-18	7,439	6	3
16-17	6,641	14	4
15-16	5,162	15	4
14-15	3,755	24	5
13-14	2,321	36	7

BENCH DAWG

• Be on the lookout and keep count as Mississippi State has a stuffed dog on its bench that the team will hold up after three defensive stops and will add a StarkVegas chain to it after seven defensive stops.

BACK IN THE RIGHT CONVERSATIONS

- After dropping a pair of contests without its two starting post players in Erynn Barnum and Jessika Carter from Nov. 29-Dec. 3, Mississippi State was dropped to the receiving votes section in the Associated Press Top-25 Poll and remained there with three votes on Jan. 1. The Bulldogs were ranked No. 21 in the USA Today Poll and Associated Press Polls on Nov. 21 and are now unranked as of Jan. 2 in the USA Today Poll.
- Mississippi State was ranked No. 21 in the week four edition of the AP Poll. The No. 21 spot tied the program's best ranking since Ja. 25, 2021.
- Mississippi State opened its second season with head coach Sam Purcell at the helm ranked in the AP Preseason Top-25 poll at 25, the program's first time listed in the preseason edition since the 2020-21 season. Despite three wins over the first week of the season, Mississippi State was the team receiving the most votes in week two of the poll on Nov. 13 before returning its original slot in week three.
- The No. 25 ranking in week three marked the first time that the Bulldogs have been ranked in an in-season edition of the AP Top 25 poll under Purcell and the first overall since Feb. 1, 2021.
- The preseason No. 25 ranking also marked a return to the top 25 after a 44-week (only 19 weeks under Purcell) hiatus from the rankings.
- Mississippi State was voted to the USA Today Coaches Poll at

21 in week four, which is the best ranking in the poll since the Bulldogs were 19 on Jan. 26, 2021. It also halts a 48-week hiatus from the poll since Mississippi State last found themselves a part of the USA Today Top-25 on Feb. 9, 2021.

2023 VAN CHANCELLOR CLASSIC

- Mississippi State was crowned champions of the 2023 Van Chancellor Classic after three wins over Clemson, Arkansas-Pine Bluff and Tulsa in Katy, Texas.
- It marks the second-straight Thanksgiving tournament that Mississippi State has won under head coach Sam Purcell.
- IHall of Fame head coach Van Chancellor is from Louisville, Miss. a nearby town to Starkville, and graduated from Mississippi State in 1965.

TEAM LUKE

- If you are wondering what is painted on the stool that head coach Sam Purcell sits on each game, it is the words Team Luke. Mississippi State Athletics has rallied around Luke Shappley and his family, a make-a-wish kid who has spent time around multiple of State's athletic programs over the last few months. Luke is a big fan of the Bulldogs women's basketball team and Coach Purcell has invited him and his family to attend practices and games when able.

HEAD COACH SAM PURCELL - WHAT A YEAR 1

- Head coach Sam Purcell became the winningest head coach in their debut season at Mississippi State with a 22-11 record. He earned that distinction when he earned his 16th win.
- Purcell guided Mississippi State to the NCAA Tournament following a three-year hiatus. In the tournament, the Bulldogs became the first team in NCAA Women's Basketball history to advance to the Round of 32 after starting in the First Four round.
- Purcell also recorded the most SEC wins by a Mississippi State head coach in their first season with nine. That mark is almost double the previous high of five wins by Vic Schafer.
- Coach Purcell's 22 wins were the second most by all rookie head coaches at the Division 1 level, trailing only Wyoming's Heather Ezell with 23 wins.
- Purcell and his staff coached Jessika Carter to All-SEC Second Team and All-Defensive Team honors and Debreasha Powe to the All-Freshman Team in 2022-23.
- Despite not having a full season, Purcell and the staff recruited the nation's 16th-ranked recruiting class by Junior All Stars and 20th by espnW in 2023. The 2023 class ranked as the second-best class in program history, just behind 2018.
- He is tied for the third youngest head coach in the SEC with Coach Taylor of Texas A&M.

PREVIEWING THE SCHEDULE

- Mississippi State will play seven games against six programs that were in or received votes in the preseason AP Top 25. (LSU, South Carolina, Tennessee, Ole Miss, Miami (Fla.) and Texas A&M)
- The Bulldogs will also play 10 games against nine programs that made the 2023 NCAA Tournament.
- Mississippi State will host Miami (Fla.) in the 2024 ACC/SEC Challenge. The Hurricanes advanced to the Elite Eight for the first time in program history last season and were ranked No. 25 in the preseason USA TODAY Coaches Poll, while receiving votes in the AP Poll.
- Southeastern La. (Southland Conference), Chattanooga (Southern Conference) and Jackson State (SWAC) were preseason favorites to win their conference. Southeastern La. and Chattanooga made the 2023 NCAA Tournament.

WATCH LIST SEASON

- Graduate student center Jessika Carter was named to the Wooden Award - which honors the nation's top player - Preseason Top 50 Watch List on Nov. 14.
- Three Bulldogs were named to the 2024 Hoop Hall preseason watch lists - Carter, graduate student guard Lauren Park-Lane and graduate student forward Erynn Barnum.
- Carter was named to the Lisa Leslie Award Watch List - the award is presented to the nation's top center - after being named a finalist for the honor in 2022-23.
- Barnum was named to the Katrina McClain Award Watch List - the award is presented to the nation's top power forward - after being named a top-10 finalist for the honor while at Arkansas in 2022-23.

• Park-Lane was named to the Nancy Lieberman Award Watch List - an award that is presented to the nation's top point guard - after being named a finalist for the honor while at Seton Hall in 2022-23. It also marks the third consecutive season that Park-Lane has been named to the Nancy Lieberman Award Watch List.

PRESEASON SEC HONORS

- Graduate student center Jessika Carter was selected to the 2024 Preseason All-SEC First Team (Coaches) and Preseason All-SEC Second Team (Media), while graduate student forward Erynn Barnum and senior guard Jerkaila Jordan were named to the Preseason All-SEC Second Team (media).
- In Purcell's first season at the helm, Carter earned 2022-23 All-SEC Second Team and All-Defensive Team accolades, while now sophomore guard Debreasha Powe was tabbed with 2022-23 SEC All-Freshmen Team honors. It marked the fourth-straight season Mississippi State has had an SEC All-Freshman selection.

NUMERICAL ROSTER

#	NAME	POS.	HT.	CL.	HOMETOWN / HIGH SCHOOL / PREVIOUS SCHOOL
0	Darrione Rogers	G	5-11	Sr.	Chicago, Ill. / Lake Park West HS / DePaul
1	Nyayongah Gony	F	6-4	R-Jr.	Lincoln, Neb. / Lincoln HS / Miami
2	Jerkaila Jordan	G	5-9	Sr.	New Orleans, La. / John Curtis HS / Tulane
3	Lauren Park-Lane	G	5-3	Gr. ^	Wilmington, Del. / Sanford School / Seton Hall
4	Jessika Carter	C	6-5	Gr. ^	Waverly Hall, Ga. / Harris County HS
5	Erynn Barnum	F	6-2	Gr. ^	Little Rock, Ark. / Little Rock Central HS / Arkansas
13	Rocío Jiménez	F/C	6-7	Fr.	Elías Piña, Dominican Republic / Central Pointe Christian Academy
14	Mjracle Sheppard	G	5-10	Fr.	Kent, Wash. / Montverde Academy
21	Debreasha Powe	G	6-1	So.	Meridian, Miss. / Meridian HS
22	Jasmine Brown-Hagger	G	5-9	Fr.	Shorewood, Ill. / Example Academy
23	Ramani Parker	F	6-4	R-Sr.	Fresno, Calif. / Montverde Academy / Louisville
24	Quanirah Montague	F/C	6-6	Fr.	Atlantic City, N.J. / Atlantic City HS

^Exercising NCAA's extra year of eligibility

STAFF

POSITION	NAME	SEASON AT MISSISSIPPI STATE
Head Coach	Sam Purcell	Second Season (Same Overall as Head Coach)
Assistant Coach	Murriel Page	Second Season
Assistant Coach	Corry Irvin	Second Season
Assistant Coach	Gabe Lazo	Second Season
Assistant A.D. Women's Basketball / Assistant Coach	Michelle Clark- Heard	First Season
Senior Director of Scouting and Analytics / Assistant Coach	Tony Dukes	First Season
Director of Women's Basketball Operations	Jimmy Yu	Second Season
Strength and Conditioning Coach	Kaiti Jones	Second Season
Athletic Trainer	Taylor Pitts	Second Season

PRONUNCIATION GUIDE

Erynn Barnum	Air-Rin
Jasmine Brown-Hagger	Hag-Ger
Nyayongah Gony	Nye-Yun-Gah Go-Knee
Jerkaila Jordan	Jer-Kay-Lah
Rocío Jiménez	Row-See-Oh Him-Men-Ez (Rowing A Boat)
Quanirah Montague	Quah-Near-Ah Mon-Tuh-Gue
Ramani Parker	Rah-Mon-Ee
Debreasha Powe	Duh-Bree-Shah
Darrione Rogers	Dah-Are-Ree-On
Mjracle Sheppard	Miracle

SOCIAL MEDIA ROSTER

	INSTAGRAM	TWITTER
Erynn Barnum	erynn.cee	erynnbee_
Jasmine Brown-Hagger	._jassyj	jassyj2023
Jessika Carter	jessikacarter	jessikaacarter
Nyayongah Gony	nyethestar	nyayongahg
Rocío Jiménez	mx_rocio_	mxrociojimenz
Jerkaila Jordan	jerkailajordan	Jerk2Brazy
Quanirah Montague	nirfrmda609	NirNir35
Ramani Parker	ramani_parker0	ramani_parker0
Lauren Park-Lane	laurenpark3	LaurennnPark3
Debreasha Powe	breashapowe	debreasha
Sam Purcell (Head Coach)	coachsampurcell	SamPurcellMSU
Darrione Rogers	darrionerogers	darrione_rogers
Mjracle Sheppard	mjracle23	Mjracle1

HEADSHOT ROSTER



DARRIONE ROGERS

Sr. | G | 5-11 | Chicago, Ill.
Lake Park West High School | DePaul



NYAYONGAH GONY

R-Jr. | F | 6-4 | Lincoln, Neb.
Lincoln High School | Miami



JERKAILA JORDAN

Sr. | G | 5-9 | New Orleans, La.
John Curtis High School | Tulane



LAUREN PARK-LANE

Gr. ^ | G | 5-3 | Wilmington, Del.
Sanford School | Seton Hall



JESSIKA CARTER

Gr. ^ | C | 6-5 | Waverly Hall, Ga.
Harris County High School



ERYNN BARNUM

Gr. ^ | F | 6-2 | Little Rock, Ark.
Little Rock Central High School | Arkansas



ROCÍO JIMÉNEZ

Fr. | F/C | 6-7 | Elias Piña, Dominican Republic
Central Pointe Christian Academy



MJRACLE SHEPPARD

Fr. | G | 5-10 | Kent, Wash.
Montverde Academy



DEBREASHA POWE

So. | G | 6-1 | Meridian, Miss.
Meridian High School



JASMINE BROWN-HAGGER

Fr. | G | 5-9 | Shorewood, Ill.
Example Academy



RAMANI PARKER

R-Sr. | F | 6-4 | Fresno, Calif.
Montverde Academy | Louisville



QUANIRAH MONTAGUE

Fr. | F/C | 6-6 | Atlantic City, N.J.
Atlantic City High School

GAME-BY-GAME COMPARISONS

GAME	W/L	REC	1ST	2ND	3RD	4TH	OT	PTS	MAR	FG-FGA	FG%	3FG-3FGA	3FG%	FT-FTA	FT%	O-D-REB	MAR	PF	AST	TO	STL	BLK	ATT
MISSISSIPPI STATE Alcorn St. 11/6	W, 74-42	1-0	26 7	15 9	19 11	17 15		77 42	+35	27-74 18-67	36.5 26.9	4-24 4-16	16.7 25.0	19-25 2-7	76.0 28.6	29-41-70 12-22-34	+36	8 23	15 8	18 17	12 9	7 2	4,452
MISSISSIPPI STATE Southeastern La. 11/10	W, 67-46	2-0	18 17	9 9	24 8	16 12		67 46	+21	24-60 19-58	40.0 32.8	6-24 4-20	25.0 20.0	13-19 4-6	68.4 66.7	11-31-42 9-27-36	+6	6 17	16 8	11 18	11 4	5 4	4,531
MISSISSIPPI STATE Jacksonville St. 11/12	W, 84-45	3-0	15 4	18 17	30 13	21 11		84 45	+39	30-52 18-56	57.7 32.1	3-8 7-30	37.5 23.3	21-24 2-4	87.5 50.0	11-33-44 6-13-19	+25	12 18	19 11	17 16	8 6	6 1	4,354
MISSISSIPPI STATE New Orleans 11/15	W, 87-26	4-0	21 4	22 6	25 5	19 11		87 26	+61	36-63 11-64	57.1 17.2	5-20 1-16	25.0 6.3	10-16 3-7	62.5 42.9	13-41-54 15-16-31	+23	10 13	17 4	15 19	13 5	12 0	6,427
MISSISSIPPI STATE at Belmont 11/19	W, 63-62	5-0	13 12	16 14	16 19	18 17		63 62	+1	26-60 22-51	43.3 43.1	3-13 7-20	23.1 35.0	8-11 11-18	72.7 61.1	17-27-44 7-18-25	+19	11 14	11 14	14 10	4 8	3 4	1,307
MISSISSIPPI STATE vs. Clemson 11/24	W, 81-78	6-0	20 22	19 16	26 20	16 20		81 78	+3	32-64 29-52	50.0 55.8	7-18 11-24	38.9 45.8	10-14 9-13	71.4 69.2	13-16-29 5-19-24	+5	15 15	24 19	11 17	10 4	3 3	257
MISSISSIPPI STATE vs. Arkansas-Pine Bluff 11/25	W, 77-68	7-0	20 20	23 13	16 22	18 13		77 68	+9	26-63 26-61	41.3 42.6	7-18 5-21	38.9 23.8	18-23 11-13	78.3 84.6	14-21-35 11-22-33	+2	12 23	17 15	13 13	5 6	3 6	545
MISSISSIPPI STATE vs. Tulsa 11/26	W, 102-58	8-0	26 15	24 17	26 13	26 13		102 58	+44	36-70 22-59	51.4 37.3	14-29 7-27	48.3 25.9	16-18 7-11	88.9 63.6	9-32-41 6-25-31	+10	12 19	20 8	3 13	9 3	2 2	257
MISSISSIPPI STATE Miami (Fla.) 11/29	L, 68-74	8-1	20 18	17 16	13 16	18 24		68 74	-6	24-58 29-61	41.4 47.5	12-30 11-22	40.0 50.0	8-10 5-13	80.0 38.5	5-18-23 18-31-49	-26	13 12	21 17	10 19	9 3	3 1	5,135
MISSISSIPPI STATE at Chattanooga 12/3	L, 53-59	8-2	16 11	16 15	13 18	8 15		53 59	-6	19-46 21-48	41.3 43.8	8-14 8-17	57.1 47.1	7-12 9-12	58.3 75.0	7-25-32 3-22-25	+7	14 15	8 9	18 11	4 4	5 4	2,170
MISSISSIPPI STATE Kennesaw St. 12/11	W, 91-50	9-2	26 11	18 12	21 17	26 10		91 50	+41	36-72 20-64	50.0 31.3	5-14 2-12	35.7 16.7	14-23 8-10	60.9 80.0	18-30-48 15-24-39	+9	10 18	27 8	12 23	16 10	6 6	4,085
MISSISSIPPI STATE Jackson St. 12/14	W, 82-72	10-2	19 17	25 16	23 21	15 18		82 72	+10	30-72 29-74	41.7 39.2	7-17 10-26	41.2 38.5	15-25 4-7	60.0 57.1	27-31-58 16-21-37	+21	6 23	16 19	12 8	4 5	7 5	4,423
MISSISSIPPI STATE at Memphis 12/17	W, 81-63	11-2	22 13	15 15	17 17	27 18		81 63	+18	29-58 22-76	50.0 28.9	2-6 8-24	33.3 33.3	21-28 11-22	75.0 50.0	11-36-47 21-15-36	+11	22 23	15 16	18 13	6 7	12 3	1,636
MISSISSIPPI STATE at Colorado St. 12/20	W, 82-75	12-2	21 19	16 19	19 26	26 11		82 75	+7	29-67 31-63	43.3 49.2	14-29 9-25	48.3 36.0	10-12 4-8	83.3 50.0	11-32-43 1-26-27	+16	8 12	23 18	9 4	1 3	0 4	2,126
MISSISSIPPI STATE Mississippi Valley St. 12/29	W, 99-35	13-2	34 5	21 9	22 11	22 10		99 35	+64	33-69 13-69	47.8 18.8	9-19 3-21	47.4 14.3	24-38 6-11	63.2 54.5	18-44-62 12-25-37	+25	10 25	20 7	11 20	14 7	12 2	4,772

GAME-BY-GAME STATISTIC LEADERS

GAME	POINTS	REBOUNDS	ASSISTS	STEALS	BLOCKS	MINUTES	
Alcorn St. 11/6	W, 77-42	26 - Jordan	13 - Carter, Jordan	7 - Park-Lane	6 - Jordan	4 - Carter	28 - Jordan, Park-Lane
Southeastern La. 11/10	W, 67-46	19 - Powe	9 - Powe	5 - Park-Lane	4 - Jordan	2 - Barnum, Carter	31 - Powe
Jacksonville St. 11/12	W, 84-45	16 - Jordan	8 - Barnum	4 - Barnum, Sheppard	2 - Barnum, Gony, Sheppard	2 - Barnum, Carter	25 - Sheppard
New Orleans 11/15	W, 87-26	24 - Jordan	13 - Carter	4 - Park-Lane, Rogers	5 - Jordan	4 - Montague	25 - Rogers
at Belmont 11/19	W, 63-62	17 - Carter	9 - Barnum	2 - Barnum, Jordan, Park-Lane, Rogers	2 - Carter, Park-Lane, Rogers	1 - Barnum, Carter, Powe	38 - Carter
vs. Clemson 11/24	W, 81-78	24 - Jordan	5 - Jordan, Rogers	10 - Park-Lane	4 - Powe	1 - Gony, Jordan, Montague	34 - Park-Lane
vs. Arkansas-Pine Bluff 11/25	W, 77-68	20 - Jordan	12 - Barnum	8 - Park-Lane	2 - Carter	2 - Powe	37 - Jordan
vs. Tulsa 11/26	W, 102-58	24 - Powe	13 - Jordan	10 - Park-Lane	5 - Sheppard	1 - Gony, Jordan	33 - Park-Lane
Miami (Fla) 11/29	L, 68-74	20 - Park-Lane	10 - Gony	10 - Park-Lane	3 - Sheppard	3 - Gony	39 - Park-Lane, Gony
at Chattanooga 12/3	L, 53-59	19 - Jordan	10 - Jordan	4 - Park-Lane	2 - Park-Lane	2 - Powe	38 - Park-Lane
Kennesaw St. 12/11	W, 91-50	31 - Carter	13 - Carter	9 - Park-Lane, Sheppard	7 - Sheppard	2 - Carter, Jordan	38 - Park-Lane
Jackson St. 12/14	W, 82-72	21 - Powe	18 - Carter	8 - Park-Lane	1 - Carter, Jordan, Powe, Rogers	3 - Carter	40 - Carter
at Memphis 12/17	W, 81-63	21 - Jordan	13 - Carter	4 - Park-Lane	2 - Jordan	6 - Carter	37 - Powe
at Colorado St. 12/20	W, 82-75	33 - Park-Lane	13 - Barnum	6 - Jordan, Park-Lane	1 - Park-Lane	-	37 - Jordan
Mississippi Valley St. 12/29	W, 99-35	17 - Jordan	15 - Barnum	10 - Rogers	3 - Brown-Hagger, Carter	6 - Montague	34 - Rogers

GAMES LED IN 2023-24

POINTS	REBOUNDS	ASSISTS	STEALS	BLOCKS	MINUTES
Jordan 8 (7-1)	Barnum 5 (5-0)	Park-Lane 13 (11-2)	Jordan 5 (5-0)	Carter 7 (7-0)	Park-Lane 6 (4-2)
Powe 3 (3-0)	Carter 5 (5-0)	Rogers 3 (3-0)	Carter 4 (4-0)	Barnum 3 (3-0)	Jordan 3 (3-0)
Carter 2 (2-0)	Jordan 4 (3-1)	Barnum 2 (2-0)	Sheppard 4 (3-1)	Jordan 3 (3-0)	Carter 2 (2-0)
Park-Lane 2 (1-1)	Gony 1 (0-1)	Jordan 2 (2-0)	Park-Lane 3 (2-1)	Gony 3 (2-1)	Powe 2 (2-0)
	Powe 1 (1-0)	Sheppard 2 (2-0)	Powe 2 (2-0)	Montague 3 (3-0)	Rogers 2 (2-0)
	Rogers 1 (1-0)		Rogers 2 (2-0)	Powe 3 (2-1)	Gony 1 (0-1)
			Barnum 1 (1-0)		Sheppard 1 (1-0)
			Brown-Hagger 1 (1-0)		
			Gony 1 (1-0)		

POINTS-REBOUNDS-ASSISTS

Opponent	Date	Score	0	1	2	3	4	5	14	21	22	23	24
			ROGERS, DAR	GONY, NYAYO	JORDAN, JER	PARK-LANE, CARTER, JES	BARNUM, ERY	SHEPPARD, M	POWE, DEBRE	BROWN-HAGG	PARKER, RAM	MONTAGUE, Q	
Alcorn	11/06/2023	77-42 W	5-1-1	2-1-0	26-13-2	4-0-7	10-13-1	13-11-1	4-5-0	2-6-2	3-2-0	6-9-1	2-5-0
Southeastern La.	11/10/2023	67-46 W	2-2-2	1-0-0	13-6-3	5-7-5	12-2-1	5-3-2	4-4-1	19-9-0	0-3-2	0-2-0	6-2-0
Jacksonville St.	11/12/2023	84-45 W	10-4-2	4-3-1	16-7-3	6-2-1	14-5-0	10-8-4	14-1-4	5-5-1	3-3-2	DNP	2-0-1
New Orleans	11/15/2023	87-26 W	7-2-4	5-3-2	24-5-2	11-2-4	13-13-0	1-6-1	2-4-1	13-2-2	4-6-0	DNP	7-9-1
at Belmont	11/19/2023	63-62 W	8-3-2	0-0-0	13-8-2	8-4-2	17-8-1	6-9-2	3-3-1	8-4-1	0-0-0	DNP	DNP
vs Clemson	11/24/2023	81-78 W	10-5-5	0-1-0	24-5-5	11-2-10	12-4-1	7-2-0	4-3-0	11-3-3	0-2-0	DNP	2-1-0
vs Ark.-Pine Bluff	11/25/2023	77-68 W	3-0-2	0-2-0	20-5-0	12-1-8	9-7-1	12-12-4	2-1-1	15-1-1	0-1-0	DNP	4-4-0
vs Tulsa	11/26/2023	102-58 W	22-5-4	3-4-2	10-13-1	14-5-10	DNP	10-3-2	10-1-0	24-2-1	2-3-0	DNP	7-3-0
Miami (FL)	11/29/2023	68-74 L	11-2-2	7-10-1	9-0-3	20-2-10	DNP	DNP	9-2-3	12-1-1	0-0-1	DNP	DNP
at Chattanooga	12/03/2023	53-59 L	3-2-0	2-1-2	19-10-1	14-6-4	DNP	DNP	2-1-0	6-4-1	5-2-0	DNP	2-4-0
Kennesaw St.	12/11/2023	91-50 W	3-4-2	DNP	19-4-2	4-4-9	31-13-1	11-6-0	8-5-9	6-5-2	4-1-2	DNP	5-2-0
Jackson St.	12/14/2023	82-72 W	2-3-1	DNP	19-12-2	2-4-8	17-18-2	17-5-1	4-6-1	21-6-1	DNP	DNP	DNP
at Memphis	12/17/2023	81-63 W	4-6-2	DNP	21-7-2	6-0-4	17-13-2	9-4-0	8-2-2	14-3-2	2-2-1	DNP	0-2-0
at Colorado St.	12/20/2023	82-75 W	6-5-4	DNP	8-4-6	33-4-6	14-8-3	9-13-3	6-2-0	6-1-1	0-1-0	DNP	0-0-0
Mississippi Val.	12/29/2023	99-35 W	14-12-10	DNP	17-1-1	6-1-4	15-11-0	15-15-1	8-5-3	DNP	10-2-1	DNP	14-13-0

TEAM SUPERLATIVES

MISSISSIPPI STATE HIGH	MISSISSIPPI STATE LOW		OPPONENT HIGH	OPPONENT LOW
102 vs. Tulsa 11/26	53 at Chattanooga 12/3	Points	78 vs. Clemson 11/24	26 vs. New Orleans 11/15
34 (10) vs. Mississippi Valley St. 12/29	8 (40) at Chattanooga 12/3	Quarter Points	26 (30) at Colorado St. 12/20	4 (10) vs. New Orleans 11/15, (10) vs. Jacksonville St. 11/12
55 (34, 21) vs. Mississippi Valley St. 12/29	27 (18, 9) vs. Southeastern La. 11/10	First-Half Points	38 (19, 19) at Colorado St. 12/20, (22, 16) vs. Clemson 11/24	10 (4, 6) vs. New Orleans 11/15
52 (26, 26) vs. Tulsa 11/26	21 (13, 8) at Chattanooga 12/3	Second-Half Points	40 (16, 24) vs. Miami (Fla.) 11/29, (20, 20) vs. Clemson 11/24	16 (5, 11) vs. New Orleans 11/15
-	-	Overtime Points	-	-
36 vs. Kennesaw St. 12/11, vs. Tulsa 11/26, vs. New Orleans 11/15	19 at Chattanooga 12/3	Field Goals	31 at Colorado St. 12/20	11 vs. New Orleans 11/15
74 vs. Alcorn St. 11/6	46 at Chattanooga 12/3	Field Goal Attempts	76 at Memphis 12/17	48 at Chattanooga 12/3
57.7 (30-52) vs. Jacksonville St. 11/12	36.5 (27-74) vs. Alcorn St. 11/6	Field Goal Percentage	55.8 (29-52) vs. Clemson 11/24	17.2 (11-64) vs. New Orleans 11/15
73.3 (30, 11-15) vs. Jacksonville St. 11/12	18.8 (20, 3-16) vs. Southeastern La. 11/10	Quarter Field Goal Percentage	72.7 (30, 8-11) vs. Clemson 11/24	6.3 (10, 1-16) vs. New Orleans 11/15
53.6 (15-28) vs. Clemson 11/24	33.3 (11-33) vs. Southeastern La. 11/10	First-Half Field Goal Percentage	53.6 (15-28) vs. Clemson 11/24	13.3 (4-30) vs. New Orleans 11/15
73.1 (19-26) vs. Jacksonville St. 11/12	33.3 (11-33) vs. Arkansas-Pine Bluff 11/25	Second-Half Field Goal Percentage	58.3 (14-24) vs. Clemson 11/24	17.1 (7-41) vs. Mississippi Valley St. 12/29
14 at Colorado St. 12/20, vs. Tulsa 11/26	2 at Memphis 12/17	Three-Point Field Goals	11 vs. Miami (Fla.) 11/29, vs. Clemson 11/24	1 vs. New Orleans 11/15
30 vs. Miami (Fla.) 11/29	6 at Memphis 12/17	Three-Point Field Goal Attempts	30 vs. Jacksonville St. 11/12	12 vs. Kennesaw St. 12/11
57.1 (8-14) at Chattanooga 12/3	16.7 (4-24) vs. Alcorn St. 11/6	Three-Point Field Goal Percentage	50.0 (11-22) vs. Miami (Fla.) 11/29	6.3 (1-16) vs. New Orleans 11/15
24 vs. Mississippi Valley St. 12/29	7 at Chattanooga 12/3	Free Throws Made	11 at Memphis 12/17, vs. Arkansas-Pine Bluff 11/25, at Belmont 11/19	2 vs. Jacksonville St. 11/12, vs. Alcorn St. 11/6
38 vs. Mississippi Valley St. 12/29	10 vs. Miami (Fla.) 11/29	Free Throw Attempts	22 at Memphis 12/17	4 vs. Jacksonville St. 11/12
88.9 (16-18) vs. Tulsa 11/26	58.3 (7-12) at Chattanooga 12/3	Free Throw Percentage	84.6 (11-13) vs. Arkansas-Pine Bluff 11/25	28.6 (2-7) vs. Alcorn St. 11/6
29 vs. Alcorn St. 11/6	5 vs. Miami (Fla.) 11/29	Offensive Rebounds	21 at Memphis 12/17	1 at Colorado St. 12/20
44 vs. Mississippi Valley St. 12/29	16 vs. Clemson 11/24	Defensive Rebounds	31 vs. Miami (Fla.) 11/29	13 vs. Jacksonville St. 11/12
70 vs. Alcorn State 11/6	23 vs. Miami (Fla.) 11/29	Total Rebounds	49 vs. Miami (Fla.) 11/29	19 vs. Jacksonville St. 11/12
22 at Memphis 12/17	6 vs. Jackson St. 12/14, vs. Southeastern La. 11/10	Fouls	25 vs. Mississippi Valley St. 12/29	12 at Colorado St. 12/20, vs. Miami (Fla.) 11/29
27 vs. Kennesaw St. 12/11	8 at Chattanooga 12/3	Assists	19 vs. Jackson St. 12/14, vs. Clemson 11/24	4 vs. New Orleans 11/15
18 at Memphis 12/17, at Chattanooga 12/3, vs. Alcorn St. 11/6	3 vs. Tulsa 11/26	Turnovers	23 vs. Kennesaw St. 12/11	4 at Colorado St. 12/20
16 vs. Kennesaw St. 12/11	4 vs. Jackson St. 12/14, at Chattanooga 12/3, at Belmont 11/19	Steals	10 vs. Kennesaw St. 12/11	3 vs. Miami (Fla.) 11/29, vs. Tulsa 11/26
12 vs. Mississippi Valley St. 12/29, at Memphis 12/17, vs. New Orleans 11/15	0 at Colorado St. 12/20	Blocks	6 vs. Kennesaw St. 12/11, vs. Arkansas-Pine Bluff 11/25	0 vs. New Orleans 11/15

INDIVIDUAL SUPERLATIVES

	MISSISSIPPI STATE	OPPONENT
Points	33 by Lauren Park-Lane at Colorado St. 12/20	25 by McKenna Hofschild at Colorado St. 12/20
Points In A Quarter	12 (30) by Jessika Carter vs. Jacksonville St. 11/12	12 (10) by Ruby Whitehorn vs. Clemson 11/24
Points In A Half	21 (2H) by Lauren Park-Lane at Colorado St. 12/20	16 (1H) by Temira Poindexter vs. Tulsa 11/26, (2H) by Amari Robinson vs. Clemson 11/24
Field Goals Made	14 by Jessika Carter vs. Kennesaw St. 12/11	11 by McKenna Hofschild at Colorado St. 12/20
Field Goals Attempted	25 by Lauren Park-Lane at Colorado St. 12/20	23 by Madison Griggs at Memphis 12/17
Field Goal Percentage (Min. 5 Made)	85.7 (6-7) by Jessika Carter vs. New Orleans 11/15	77.8 (7-9) by Ruby Whitehorn vs. Clemson 11/24
Three-Point Field Goals Made	10 by Lauren Park-Lane at Colorado St. 12/20	6 by Madison Griggs at Memphis 12/17
Three-Point Field Goals Attempted	17 by Lauren Park-Lane at Colorado St. 12/20	14 by Madison Griggs at Memphis 12/17
Three-Point Field Goals Percentage (Min. 3 Made)	75.0 (3-4) by Lauren Park-Lane vs. Clemson 11/24	100.0 (3-3) by Kendal Cheeseman at Belmont 11/19
Free Throws Made	11 by Erynn Barnum vs. Mississippi Valley St. 12/29	8 by Jailyn Banks at Belmont 11/19
Free Throws Attempted	16 by Erynn Barnum vs. Mississippi Valley St. 12/29	12 by Jailyn Banks at Belmont 11/19
Free Throw Percentage (Min. 5 Made)	100.0 by Erynn Barnum (5-5) at Colorado St. 12/20, by Jerkaila Jordan (5-5) vs. Arkansas Pine-Bluff 11/25, (6-6) vs. Jacksonville St. 11/12, by Mjracle Sheppard (6-6) vs. Jacksonville St. 11/12	75.0 by Jailyn Banks (8-12) at Belmont 11/19
Offensive Rebounds	11 by Jessika Carter vs. Jackson St. 12/14	8 by Alasia Smith at Memphis 12/17
Defensive Rebounds	12 by Darrione Rogers vs. Mississippi Valley St. 12/29/23	10 by Angel Jackson vs. Jackson St. 12/14
Total Rebounds	18 by Jessika Carter vs. Jackson St. 12/14	15 by Alasia Smith at Memphis 12/17, by Lázaria Spearman vs. Miami (Fla.) 11/29
Turnovers	8 by Jerkaila Jordan at Chattanooga 12/3	6 by Sh'Diamond McKnight vs. Mississippi Valley St. 12/29
Assists	10 by Darrione Rogers vs. Mississippi Valley St. 12/29/23, by Lauren Park-Lane vs. Miami (Fla.) 11/29, vs. Tulsa 11/26, vs. Clemson 11/25	10 by McKenna Hofschild at Colorado St. 12/20
Blocks	6 by Quanirah Montague vs. Mississippi Valley St. 12/29/23, by Jessika Carter at Memphis 12/17	5 by Angel Jackson vs. Jackson St. 12/14
Steals	7 by Mjracle Sheppard vs. Kennesaw St. 12/11	3 by five players, last by Sh'Diamond McKnight vs. Mississippi Valley St. 12/29
Minutes Played (Regulation)	39 (39:22) by Lauren Park-Lane vs. Miami (Fla.) 11/29	40 (39:55) by McKenna Hofschild at Colorado St. 12/20, (40:00) by Alasia Smith at Memphis 12/17
Minutes Played (Including OT)	-	-

STARTING LINEUP BREAKDOWNS

STARTING LINEUPS BY GAME

Alcorn St. 11/6	Park-Lane	Jordan	Powe	Barnum	Carter
Southeastern La. 11/10	Park-Lane	Jordan	Powe	Barnum	Parker
Jacksonville St. 11/12	Sheppard	Jordan	Powe	Barnum	Carter
New Orleans 11/15	Park-Lane	Jordan	Powe	Barnum	Carter
at Belmont 11/19	Park-Lane	Jordan	Powe	Barnum	Carter
vs. Clemson 11/24	Park-Lane	Jordan	Powe	Barnum	Carter
vs. Arkansas-Pine Bluff 11/25	Park-Lane	Jordan	Powe	Barnum	Carter
vs. Tulsa 11/26	Park-Lane	Jordan	Rogers	Powe	Barnum
Miami (Fla.) 11/29	Park-Lane	Jordan	Rogers	Powe	Gony
at Chattanooga 12/3	Park-Lane	Jordan	Rogers	Powe	Gony
Kennesaw St. 12/11	Park-Lane	Jordan	Powe	Barnum	Carter
Jackson St. 12/14	Park-Lane	Jordan	Powe	Barnum	Carter
at Memphis 12/17	Park-Lane	Jordan	Powe	Barnum	Carter
at Colorado St. 12/20	Park-Lane	Jordan	Powe	Barnum	Carter
vs. Mississippi Valley St. 12/29	Park-Lane	Jordan	Rogers	Barnum	Carter

STARTING LINEUPS WIN/LOSS

(9-0)	Park-Lane	Jordan	Powe	Barnum	Carter
(1-0)	Park-Lane	Jordan	Rogers	Barnum	Carter
(1-0)	Park-Lane	Jordan	Powe	Barnum	Parker
(1-0)	Sheppard	Jordan	Powe	Barnum	Carter
(1-0)	Park-Lane	Jordan	Rogers	Powe	Barnum
(0-2)	Park-Lane	Jordan	Rogers	Powe	Gony

CAREER GAMES PLAYED

	23-24	CONSECUTIVE	CAREER
Lauren Park-Lane	15	20	135 (15 - MSU)
Jessika Carter	12	5	131
Erynn Barnum	13	5	127 (13 - MSU)
Darrione Rogers	15	105	105 (15 - MSU)
Jerkaila Jordan	15	104	104 (77 - MSU)
Ramani Parker	2	0	55 (24 - MSU)
Debreasha Powe	47	0	47
Nyayongah Gony	10	0	40 (18 - MSU)
Jasmine Brown-Hagger	14	3	14
Mjracle Sheppard	15	15	15
Quanirah Montague	12	3	12

CAREER GAMES STARTED

	23-24	CONSECUTIVE	CAREER
Lauren Park-Lane	14	12	134 (14 - MSU)
Jessika Carter	11	5	93
Erynn Barnum	13	5	60 (13 - MSU)
Darrione Rogers	4	1	74 (4 - MSU)
Jerkaila Jordan	15	104	104 (77 - MSU)
Ramani Parker	1	0	2 (2 - MSU)
Debreasha Powe	14	0	46
Nyayongah Gony	2	0	2 (2 - MSU)
Jasmine Brown-Hagger	0	0	0
Mjracle Sheppard	1	0	1
Quanirah Montague	0	0	0

STARTERS VS. BENCH POINT PRODUCTION

	MISSISSIPPI STATE		OPPONENT	
	STARTERS	BENCH	STARTERS	BENCH
Alcorn St. 11/6	55	22	30	12
Southeastern La. 11/10	42	25	35	11
Jacksonville St. 11/12	59	25	23	22
New Orleans 11/15	62	25	10	16
at Belmont 11/19	52	11	54	8
vs. Clemson 11/24	65	16	59	19
vs. Arkansas-Pine Bluff 11/25	68	9	51	17
vs. Tulsa 11/26	80	22	41	17
Miami (Fla.) 11/29	59	9	29	45
at Chattanooga 12/3	44	9	41	18
Kennesaw St. 12/11	71	20	20	30
Jackson St. 12/14	76	6	38	34
at Memphis 12/17	67	14	40	23
at Colorado St. 12/20	70	12	66	9
Mississippi Valley St. 12/29	67	32	18	17

TOTAL	937	257	555	298
AVERAGE	62.5	17.1	37.0	19.9

MISCELLANEOUS STATISTICS

JUMP BALLS CONTROLLED

Mississippi State.....	11 (10-1)
Opponents.....	4 (3-1)

SCORING SUMMARY

	1ST	2ND	3RD	4TH	OT	TOTAL
Mississippi State	317 (+122)	274 (+71)	310 (+73)	293 (+75)		1194
Opponents	195	203	237	218		853

WIN/LOSS MARGIN

	1	2	3	4	5	6	7	8	9	10-14	15-19	20+
Wins	1	-	1	-	-	-	1	-	1	1	1	7
Losses	-	-	-	-	-	2	-	-	-	-	-	-

LEADS AND DEFICITS

Largest Halftime Lead	41, (55-14) vs. Mississippi Valley St. 12/29
Largest Halftime Lead Blown	6, (32-26) at Chattanooga 12/3
Largest Lead After First Quarter	29, (34-5) vs. Mississippi Valley St. 12/29
Largest Lead After Third Quarter	53, (68-15) vs. New Orleans 11/15
Largest Halftime Deficit.....	1, (37-38) at Colorado St. 12/20
Largest Halftime Deficit Overcome	1, (37-38) at Colorado St. 12/20
Largest 1st Half Lead	43, (55-12) vs. Mississippi Valley St. 12/29
Largest 1st Half Lead Blown	9, (32-23) at Chattanooga 12/3, (15-6) vs. Miami (Fla.) 11/29
Largest 2nd Half Lead.....	66, (99-33) vs. Mississippi Valley St. 12/29
Largest 2nd Half Lead Blown	11, (41-30) at Chattanooga 12/3
Largest 1st Half Deficit.....	6, (2-8) vs. Arkansas-Pine Bluff 11/25, (10-4) vs. Southeastern La. 11/10
Largest 1st Half Deficit Overcome.....	6, (2-8) vs. Arkansas-Pine Bluff 11/25, (10-4) vs. Southeastern La. 11/10
Largest 2nd Half Deficit 8, (56-64) at Colorado St. 12/20, (51-59), at Chattanooga 12/3, (66-74), vs. Miami (Fla.) 11/29	
Largest 2nd Half Deficit Overcome	8, (56-64) at Colorado St. 12/20
Largest Overall Lead	66, (99-33) vs. Mississippi Valley St. 12/29
Largest Lead Blown	11, (41-30) at Chattanooga 12/3
Largest Overall Deficit 8, (56-64) at Colorado St. 12/20, (51-59), at Chattanooga 12/3, (66-74) vs. Miami (Fla.) 11/29	
Largest Overall Deficit Overcome	8, (56-64) at Colorado St. 12/20
Largest Margin of Victory.....	64, (99-35) vs. Mississippi Valley St. 12/29

HOME AND ROAD SPLITS

Field Goal% / Opp. Field Goal% At Home	46.2 (240-520) / 30.6 (157-513)
Field Goal% / Opp. Field Goal% On The Road.....	44.6 (103-231) / 40.3 (96-238)
Three-Point Field Goal% / Opp. Three-Point Field Goal% At Home	32.7 (51-156) / 25.8 (42-163)
Three-Point Field Goal% / Opp. Three-Point Field Goal% On The Road	43.5 (27-62) / 37.2 (32-86)
Free Throw% / Opp Free Throw% At Home.....	68.9 (124-180) / 52.3 (34-65)
Free Throw% / Opp Free Throw% On The Road.....	73.0 (46-63) / 58.3 (35-60)
Scoring Average / Opp. Scoring Average At Home.....	81.9 / 48.8
Scoring Average / Opp. Scoring Average On The Road.....	69.8 / 64.8

ATTENDANCE	GAMES	TOTAL	AVERAGE
Home.....	8	37,879	4,772
Away.....	4	7,239	1,810
Neutral	3	1,059	353

MISSISSIPPI STATE QUARTER BREAKDOWN

Most 1st Quarter Points.....	34, vs. Mississippi Valley St. 12/29
Most 2nd Quarter Points	25, vs. Jackson St. 12/14
Most 3rd Quarter Points.....	30, vs. Jacksonville St. 11/23
Most 4th Quarter Points	27, at Memphis 12/17
Fewest 1st Quarter Points.....	13, at Belmont 11/19
Fewest 2nd Quarter Points	9, vs. Southeastern La. 11/10
Fewest 3rd Quarter Points	13, at Chattanooga 12/3, vs. Miami (Fla.) 11/29
Fewest 4th Quarter Points	8, at Chattanooga 12/3

OPPONENTS QUARTER BREAKDOWN

Most 1st Quarter Points.....	22, vs. Clemson 11/24
Most 2nd Quarter Points	19, at Colorado St. 12/20
Most 3rd Quarter Points.....	26, at Colorado St. 12/20
Most 4th Quarter Points	24, vs. Miami (Fla.) 11/29
Fewest 1st Quarter Points.....	4, vs. New Orleans 11/15; vs. Jacksonville St. 11/12
Fewest 2nd Quarter Points	6, vs. New Orleans 11/15
Fewest 3rd Quarter Points	5, vs. New Orleans 11/15
Fewest 4th Quarter Points	10, vs. Kennesaw St. 12/11

HALF BREAKDOWN

Most Mississippi State Half Points.....	55, (34, 21) vs. Mississippi Valley St. 12/29
Most Mississippi State 1st Half Points	55, (34, 21) vs. Mississippi Valley St. 12/29
Most Mississippi State 2nd Half Points	52, (26, 26) vs. Tulsa 11/26
Fewest Mississippi State Half Points	21 (13, 8) at Chattanooga 12/3
Fewest Mississippi State 1st Half Points.....	27 (18, 9) vs. Southeastern La. 11/10
Fewest Mississippi State 2nd Half Points	21 (13, 8) at Chattanooga 12/3
Most Opponent Half Points	40 (16, 24) vs. Miami (Fla.) 11/29, (20, 20) vs. Clemson 11/24
Most Opponent 1st Half Points	38 (19, 19) at Colorado St. 12/29, (22, 16) vs. Clemson 11/24
Most Opponent 2nd Half Points.....	40 (16, 24) vs. Miami (Fla.) 11/29, (20, 20) vs. Clemson 11/24
Fewest Opponent Half Points.....	10 (4,6) vs. New Orleans 11/15
Fewest Opponent 1st Half Points	10 (4,6) vs. New Orleans 11/15
Fewest Opponent 2nd Half Points	16 (5, 11) vs. New Orleans 11/15

MISSISSIPPI STATE OFFENSIVE PRODUCTION (SHOOTING FROM THE FIELD)

20 FG%	
30 FG%	vs. Alcorn St. (36.5)
40 FG%	vs. Mississippi Valley St. (47.8), at Belmont (43.3), at Colorado St. (43.3), vs. Jackson St. (41.7), vs. Miami (Fla.) (41.4), vs. Arkansas-Pine Bluff (41.3), at Chattanooga (41.3), vs. Southeastern La. (40.0)
50 FG%	vs. Jacksonville St. (57.7), vs. New Orleans (57.1), vs. Tulsa (51.4), vs. Clemson (50.0), vs. Kennesaw St. (50.0)
60 FG%	

MISSISSIPPI STATE DEFENSIVE PRODUCTION (HOLDING OPPONENTS SHOOTING FROM THE FIELD)

10 FG%	vs. Mississippi Valley St. (18.8), vs. New Orleans (17.2)
20 FG%	at Memphis (28.9), vs. Alcorn St. (26.9)
30 FG%	vs. Jackson St. (39.2), vs. Tulsa (37.7), vs. Southeastern La. (32.8), vs. Kennesaw St. (31.3)
40 FG%	at Colorado St. (49.2), vs. Miami (Fla.) (47.5), at Chattanooga (43.8), at Belmont (43.1), vs. Arkansas-Pine Bluff (42.6)
50 FG%	vs. Clemson (55.8)
60 FG%	

THE LAST TIME...

A MISSISSIPPI STATE TEAM...

Won 30 Games In A Row	32, 11/10/17-3/3/18
Won 20 Games In A Row	32, 11/10/17-3/3/18
Won 10 Home Games In A Row	32, 3/17/17-2/10/19
Won 10 Road Games In A Row	14, 12/20/18-1/9/20
Lost Three Games In A Row	3, 1/1/23-1/8/23

Defeated A No. 1 Team	vs. No. 1 UConn 66-64, 3/31/17
Defeated A Top-10 Team	at No. 10 Texas 67-49, 12/2/18
Defeated A Top-25 Team	vs. No. 15 Kentucky 77-59, 3/7/20
Defeated A Top-25 Team At Home	vs. No. 15 Kentucky 77-59, 3/7/20
Defeated A Top-25 Team On The Road	at No. 23 Tennessee 72-55, 2/6/20

Overcame A 10-Point Deficit To Win	11, vs. Kentucky 1/22/23
Overcame A 10-Point Halftime Deficit To Win	11, at Auburn 2/21/20
Overcame A Five-Point Deficit In Fourth Quarter To Win	8, at Colorado St. 12/20/23

Won An Overtime Game	at Auburn, 92-85 (OT), 2/21/20
Lost An Overtime Game	vs. Nebraska, 73-65 (OT), 11/26/22
Won A Double Overtime Game	vs. Tennessee, 91-90 (2OT), 2/6/23
Lost A Double Overtime Game	at Kentucky, 90-92 (2OT), 2/12/15

Scored 100 Points	102, vs. Tulsa 11/26/23
Scored 100 Points In Three Straight Games	4, 11/15/18-11/24/18
Scored 100 Points At Home	104, vs. Mississippi Valley St. 11/9/22
Scored 100 Points On The Road	103, at Washington 12/20/18
Scored 100 Points At Neutral Site	102, vs. Tulsa 11/26/23
Scored 90 Points	99, vs. Mississippi Valley St. 12/29/23
Scored 90 Points On The Road	92, at Auburn 2/21/20

Had Two Players Score 30 Points	Teaira McCowan [35], Victoria Vivians [30], vs. Oregon 12/13/17
Had Three Players Score 20 Points	Andra Espinoza-Hunter [24], Teaira McCowan [24], Bre'Amber Scott [20], vs. Arkansas 3/10/19
Had Two Players Score 20 Points In A Game ..	Debreasha Powe [24], Darrione Roges [22], vs. Tulsa 11/26/23

Made 50 Field Goals	53, vs. Judson College 2/24/86
Made 40 Field Goals	41, vs. Mississippi Valley St. 11/9/22
Attempted 80 Field Goals	87, vs. McNeese St. 12/1/21
Attempted 90 Field Goals	91, vs. Murray St. 11/15/19
Attempted 100 Field Goals	104, vs. Montevallo 11/19/19

Shot 60% from the field	62.9, vs. New Orleans 12/2/20
Shot 55% from the field	57.1, vs. New Orleans 11/15/23

Made 10 Three-Point Field Goals	14, at Colorado St. 12/20/23
Made 15 Three-Point Field Goals	18, vs. Troy 12/14/20
Attempted 30 Three-Point Field Goals	30, vs. Miami (Fla.) 11/29/23
Shot 55% From Three	57.1 (8-14), at Chattanooga 12/3/23
Shot 60% From Three	62.5 (5-8), at Ole Miss 3/1/20
Shot 65% From Three	68.8 (11-16), vs. Old Dominion 12/19/22

Made 25 Free Throws	25, vs. Grambling St. 12/4/22
Made 30 Free Throws	33, vs. Louisiana Tech 12/11/14
Attempted 30 Free Throws	38, vs. Mississippi Valley St. 12/29/23
Attempted 45 Free Throws	46, vs. Louisiana Tech 12/11/14

Had 65 Rebounds	69, vs. Southeastern La. 12/7/14
Had 70 Rebounds	70, vs. Alcorn St. 11/6/23
Had 75 Rebounds	78, vs. Judson College 2/24/86

Had 25 Assists	27, vs. Kennesaw St. 12/11/23
Had 35 Assists	37, vs. Memphis 1/3/80

Had 10 Blocked Shots	12, vs. Mississippi Valley St. 12/29/23
----------------------------	---

Had 15 Steals	16, vs. Kennesaw St. 12/11/23
Had 20 Steals	20, vs. Mississippi Valley St. 11/24/15
Had 30 Steals	30, vs. New Orleans 11/17/13

Had Four Freshmen Start A Single Game	4 at Vanderbilt 1/12/06
---	-------------------------

AN OPPONENT TEAM...

Scored 35 Points Or Less	35 vs. Mississippi Valley St. 12/29/23
Scored 30 Points Or Less	26 vs. New Orleans 11/15/23

Shot 60% From The Field	62.7% vs. No. 1 UConn 3/26/16
Shot 55% From The Field	55.8% vs. Clemson 11/24/23
Shot Below 20% From The Field	18.8% vs. Mississippi Valley St. 12/29/23

Made 10 Or Fewer Field Goals	8 vs. Savannah St. 11/29/15
------------------------------------	-----------------------------

A MISSISSIPPI STATE PLAYER...

Scored 30 Points	33, Lauren Park-Lane at Colorado St. 12/20/23
Scored 40 Points	40, Rickea Jackson vs. McNeese St. 12/1/21
Scored 45 Points	47, Tan White vs. Vanderbilt 2/3/05

Scored In Double Figures In 100 Straight Games	125, LaToya Thomas 11/19/99-3/24/03
Scored In Double Figures In 10 Straight Games	17, Anastasia Hayes 12/1/21-2/3/22

Scored 30 Points In Two Straight Games	Tan White [38] vs. Arkansas, 3/3/05, and vs. Auburn 2/27/05
Scored 20 Points In Five Straight Games	6, Anastasia Hayes 1/27/22 - 2/15/22
Scored 20 Points In 10 Straight Games	12, LaToya Thomas 2/1/01-3/20/01

Had All Five Starters In Double Figures	vs. Tulsa 11/26/23
Had Six Players Scored In Double Figures	6 vs. Mississippi Valley St. 12/29/23
Had Five Players Scored In Double Figures In Two Straight Games	2, vs. Murray St. 11/15/19
.....	vs. Troy 11/18/19

Made 15 Field Goals	18, Rickea Jackson vs. McNeese St. 12/1/21
Made 20 Field Goals	20, LaToya Thomas vs. Tulsa 11/17/02

Made 10 Three-Point Field Goals	10, Lauren Park-Lane at Colorado St. 12/20/23
---------------------------------------	---

Made 10 Free Throws	11, Erynn Barnum vs. Mississippi Valley St. 12/29/23
Made 15 Free Throws	18, Jennifer Fambrough vs. Northwestern St. 12/19/98

Had 15 Rebounds	15, Erynn Barnum vs. Mississippi Valley St. 12/29/23
Had 20 Rebounds	21, Jessica Carter at Marquette 11/25/19
Had 25 Rebounds	25, Teaira McCowan vs. No. 3 Louisville 3/30/18

Had 10 Rebounds In Five Straight Games	7, Teaira McCowan 2/28/19-3/24/19
--	-----------------------------------

Had Four Players Record 10 Rebounds	Quanirah Montague, Jessica Carter, Erynn Barnum, Darrione Rogers vs. Mississippi Valley St. 2/29/23
---	---

Had 10 Offensive Rebounds	11, Jessica Carter vs. Jackson St. 12/14/23
Had 10 Defensive Rebounds	12, Darrione Rogers vs. Mississippi Valley St. 12/29/23

Had 10 Assists	10, Darrione Rogers vs. Mississippi Valley St. 11/29/23
Had 15 Assists	17, Polly Branch vs. Bryan, 2/1/86

Blocked Five Shots	6, Quanirah Montague vs. Mississippi Valley St. 12/29/23
Blocked 10 Shots	10, Martha Alwal vs. Jacksonville St. 11/11/11

Had Seven Steals	7, Mjracle Sheppard vs. Kennesaw St. 12/11/23
------------------------	---

Had 20 Points And 10 Assists	Lauren Park-Lane, 20 points and 10 assists vs. Miami (Fla.) 11/29/23
------------------------------------	--

Had 15 Points And 15 Rebounds	Erynn Barnum, 15 points and 15 rebounds vs. Mississippi Valley St. 12/29/23
-------------------------------------	---

Had 20 Points And 20 Rebounds	Teaira McCowan, 26 points and 24 rebounds vs. No. 15 South Carolina 1/17/19
-------------------------------------	---

Had A Double-Double In Three Straight Games	3, Jessica Carter 12/11/19-12/17/19
---	-------------------------------------

Had A Double-Double In Five Straight Games	8, Teaira McCowan 2/28/19-3/29/19
--	-----------------------------------

Had Two Players Record A Double-Double	Jessika Carter, Jerkila Jordan vs. Jackson St. 12/14/23
--	---

Had Three Players Record A Double-Double	Erynn Barnum, Jessika Carter, Quanirah Montague vs. Mississippi Valley St. 2/29/23
--	--

Had 10 Double-Doubles In A Season	10, Jessika Carter 2022-23
---	----------------------------

Had A Triple-Double	Darrione Rogers, 14 points, 12 rebounds, 10 assists vs. Mississippi Valley St. 12/29/23
---------------------------	---

MISSISSIPPI STATE'S RECORD WHEN

	2023-24	PURCELL ERA
Scoring First	7-1	20-8
Opponent Scores First	6-1	15-5
Leads At Halftime	12-2	32-3
Trails At Halftime	1-0	2-10
Is Tied At Halftime		1-0
Leads With 5 Minutes To Play	12-0	33-0
Trails With 5 Minutes To Play	0-2	0-12
Tied With 5 Minutes To Play	1-0	2-1
In Overtime		1-1
In Two Or More Overtimes		1-0
Outrebounds Opponent	13-1	34-3
Is Outrebounded	0-1	1-10
Is Tied In Rebounds		
Commits Fewer Turnovers	6-1	19-5
Commits More Turnovers	6-1	15-8
Is Tied In Turnovers	1-0	1-0
Has More Free Throw Attempts	12-0	26-4
Opponent Has More Free Throw Attempts	1-1	9-8
Free Throws Are Tied	0-1	0-1
Shoots 50% Or Better	6-0	12-0
Shoots Less Than 50%	7-2	23-13
Opponent Shoots 50% Or Better	1-0	1-2
Opponent Shoots Less Than 50%	12-2	34-11
Shoots Better Field Goal % Than Opponent	10-0	31-2
Opponent Shoots Better Field Goal %	3-2	4-11
Field Goal % Is Tied		
Bench Outscores Opponents	8-0	26-3
Opponents Bench Outscores	5-2	9-9
Bench Points Are Tied		0-1
Scores Between 0-59 Points	0-1	0-6
Scores Between 60-69 Points	2-1	5-6
Scores Between 70-79 Points	2-0	12-1
Scores Between 80-89 Points	6-0	12-0
Scores 90 Or More Points	3-0	6-0
Opponent Scores Between 0-59 Points	7-1	23-3
Opponent Scores Between 60-69 Points	3-0	6-3
Opponent Scores Between 70-79 Points	3-1	5-6
Opponent Scores Between 80-89 Points		0-1
Opponent Scores 90 Or More Points		1-0
On Monday	2-0	4-1
On Tuesday		1-0
On Wednesday	2-1	5-1
On Thursday	1-0	6-4
On Friday	3-0	7-0
On Saturday	1-0	1-1
On Sunday	4-1	11-6
In November	8-1	14-3
In December	5-1	11-1
In January		3-5
In February		5-2
In March		2-2
In Non-Conference Home Games	7-1	15-1
In Non-Conference Road Games	3-1	3-3
In Neutral Site Games	3-0	8-2
In All Sec Games		9-7
In Sec Home Games		6-2
In Sec Road Games		3-5
Vs Ranked Opponents (AP)		0-3

MISSISSIPPI STATE IN THE POLLS

ASSOCIATED PRESS (AP) TOP 25 POLL - JAN. 1					USA TODAY COACHES TOP 25 POLL - JAN. 2				
RANK	SCHOOL	REC.	PTS.	PREV.	RANK	SCHOOL	REC.	PTS.	PREV.
1	South Carolina (34)	12-0	874	1	1	South Carolina (32)	12-0	800	1
2	UCLA (1)	12-0	839	2	2	UCLA	12-0	768	2
3	NC State	13-0	784	3	3	Iowa	13-1	717	3
4	Iowa	13-1	754	4	4	NC State	13-0	713	4
5	Colorado	11-1	692	8	5	LSU	13-1	626	6
6	Baylor	12-0	689	10	6	USC	10-1	611	5
7	LSU	13-1	674	7	7	Colorado	11-1	608	8
8	Stanford	12-1	630	9	8	Stanford	12-1	578	9
9	USC	10-1	601	6	9	Baylor	12-0	571	11
10	Texas	13-1	585	5	10	Texas	13-1	488	7
11	Kansas State	13-1	519	11	11	Virginia Tech	10-2	442	14
12	UConn	10-3	469	15	12	Utah	10-3	414	10
13	Virginia Tech	10-2	435	14	12	Kansas State	13-1	414	16
14	Indiana	11-1	425	16	14	Indiana	11-1	408	15
15	Utah	10-3	409	12	15	UConn	10-3	368	17
16	Notre Dame	9-2	309	13	16	Louisville	12-2	289	19
17	Louisville	12-2	306	19	17	Notre Dame	9-2	288	12
18	Gonzaga	13-2	246	20	18	Ohio State	10-3	258	13
19	Marquette	12-1	189	18	19	Gonzaga	13-2	218	20
20	Ohio State	10-3	181	17	20	Marquette	12-1	198	18
21	Creighton	10-2	157	21	21	Creighton	10-2	157	21
22	Florida State	11-3	154	22	22	Florida State	11-3	128	22
23	TCU	14-0	120	23	23	TCU	14-0	95	25
24	West Virginia	12-0	106	25	24	Washington	11-1	74	24
25	Syracuse	11-1	56	NR	25	West Virginia	12-0	45	NR

OTHERS RECEIVING VOTES: North Carolina 49, Washington 36, Oregon St. 19, Texas A&M 16, UNLV 15, Michigan St. 9, Michigan 8, Miami 8, Davidson 6, **Mississippi St. 3**, Vanderbilt 3

OTHERS RECEIVING VOTES: Syracuse 42, Miami (FL) 39, Michigan 10, North Carolina 9, UNLV 5, Princeton 4, Oregon State 4, Vanderbilt 3, Seton Hall 3, Davidson 3, Saint Joseph's 2

WEEK-BY-WEEK RANKINGS									
ASSOCIATED PRESS (AP) POLL					USA TODAY COACHES POLL				
WEEK	DATE	RANK	PTS.		WEEK	DATE	RANK	PTS.	
1	Oct. 17	25	54		1	Oct. 17	RV	67	
2	Nov. 13	RV	51		2	Nov. 14	RV	35	
3	Nov. 20	25	55		3	Nov. 21	RV	39	
4	Nov. 27	21	181		4	Nov. 28	21	131	
5	Dec. 4	RV	12		5	Dec. 5	RV	11	
6	Dec. 11	RV	3		6	Dec. 12	RV	6	
7	Dec. 18	RV	6		7	Dec. 19	RV	1	
8	Dec. 25	RV	6		8	Dec. 26	NR	-	
9	Jan. 1	RV	3		9	Jan. 2	NR	-	

NET RANKINGS BY THE NUMBERS

CURRENT NET RANKING - 32

Average NET Win	187
Average NET Loss	73
vs. Top 100	3-1
Strength Of Schedule (SOS) - 257 Non-Conference SOS - 257 Conference SOS -	
vs. NET (1-25)	0-0
Home	0-0
Away	0-0
Neutral	0-0
vs. NET (26-50)	0-1
Home	0-1
Away	0-0
Neutral	0-0
vs. NET (51-100)	3-0
Home	0-0
Away	2-0
Neutral	3-0
vs. NET (101+)	10-1
Home	7-0
Away	1-1
Neutral	2-0

QUADRANT 1 | H (1-30) | N (1-50) | A (1-75)

Overall - 0-0 | Home - 0-0 | Away - 0-0 | Neutral - 0-0
 Remaining Quad 1 Games - 4 | 1 Home | 3 Away
 at South Carolina 1/7, vs. LSU 1/29, at Texas A&M 2/4, at Alabama 2/25

QUADRANT 2 | H (31-75) | N (51-100) | A (76-135)

Overall - 0-1 | Home - 0-0 | Away - 0-0 | Neutral - 0-0
 Remaining Quad 2 Games - 2 | 1 Home | 1 Away
 at Florida 1/22, vs. Florida 2/11

QUADRANT 3 | H (76-160) | N (101-200) | A (136-240)

Overall - 3-0 | Home - 0-0 | Away - 2-0 | Neutral - 1-0
 Remaining Quad 3 Games - 8 | 5 Home | 3 Away
 vs. Vanderbilt 1/4, at Arkansas 1/11, vs. Ole Miss 1/14, vs. Tennessee 1/18, vs. Georgia 2/8, at Ole Miss 2/18, at Auburn 2/29, vs. Missouri 3/3

QUADRANT 4 | H (161+) | N (201+) | A (241+)

Overall - 10-1 | Home - 7-0 | Away - 1-1 | Neutral - 2-0
 Remaining Quad 4 Games - 2 | 1 Home | 1 Away
 at Kentucky 2/1, vs. Kentucky 2/22

BOX SCORES

5

#25/RV MISSISSIPPI STATE 63, BELMONT 62

Nov. 19, 2023 | Nashville, Tenn. | Curb Event Center | 1,307



Game Time: 2:00 PM
Game Duration: 1:50
Attendance: 1,307



Official Basketball Box Score - Final
Mississippi St. at Belmont
11/19/23 Curb Event Center, Nashville
2023-24 Women's Basketball

Record: 5-0
Officials: Royce Blivins, Deanna Jackson, Kenya Kirkland

Table with columns: NO. Name, Min, FG, 3P, FT, Rebounds, Fouls, TP, AS, TO, ST, Blocks, +/-

Shooting By Period
1st FG% 5-19 26.3%
3PT% 1-5 20.0%
FT% 2-4 50%

Table with columns: NO. Name, Min, FG, 3P, FT, Rebounds, Fouls, TP, AS, TO, ST, Blocks, +/-

Shooting By Period
1st FG% 5-13 38.5%
3PT% 2-5 40.0%
FT% 0-0 0%

MSU BEL
Biggest lead 11 (2nd 7:23)
Best Scoring Run 10 (2nd 7:23)
Lead Changes 2

Points from Turnovers
MSU 12
BEL 17
Period by Period Scoring
1st 2nd 3rd 4th TOT

6

#25/RV MISSISSIPPI STATE 81, CLEMSON 78

Nov. 24, 2023 | Katy, Texas | Leonard E. Merrell Center | 257



Game Time: 6:00 PM
Game Duration: 2:12
Attendance: 257



Official Basketball Box Score - Final
Mississippi St. at Clemson
11/24/23 Leonard E. Merrell Center, Katy
2023-24 Women's Basketball

Record: 6-0
Officials: Ashley Gloss, Nykesha Thompson, Rod Creech

Table with columns: NO. Name, Min, FG, 3P, FT, Rebounds, Fouls, TP, AS, TO, ST, Blocks, +/-

Shooting By Period
1st FG% 5-19 26.3%
3PT% 1-5 20.0%
FT% 2-4 50%

Table with columns: NO. Name, Min, FG, 3P, FT, Rebounds, Fouls, TP, AS, TO, ST, Blocks, +/-

Shooting By Period
1st FG% 5-13 38.5%
3PT% 2-5 40.0%
FT% 0-0 0%

MSU CSU
Biggest lead 10 (4th 9:04)
Best Scoring Run 11 (2nd 2:24)
Lead Changes 11

Points from Turnovers
MSU 19
CSU 5
Period by Period Scoring
1st 2nd 3rd 4th TOT

7

#25/RV MISSISSIPPI STATE 77, ARKANSAS-PINE BLUFF 68

Nov. 25, 2023 | Katy, Texas | Leonard E. Merrell Center | 545



Game Time: 3:45 PM
Game Duration: 1:59
Attendance: 545



Official Basketball Box Score - Final
Ark-Pine Bluff at Mississippi St.
11/25/23 Leonard E. Merrell Center, Katy
2023-24 Women's Basketball

Record: 1-4
Officials: Scott Yarbrough, Leah Laine, Courtney Robinson

Table with columns: NO. Name, Min, FG, 3P, FT, Rebounds, Fouls, TP, AS, TO, ST, Blocks, +/-

Shooting By Period
1st FG% 7-18 38.9%
3PT% 2-6 33.3%
FT% 4-4 100%

Table with columns: NO. Name, Min, FG, 3P, FT, Rebounds, Fouls, TP, AS, TO, ST, Blocks, +/-

Shooting By Period
1st FG% 8-19 42.1%
3PT% 3-7 42.9%
FT% 1-1 100%

APB MSU
Biggest lead 6 (1st 7:17)
Best Scoring Run 8 (3rd 1:37)
Lead Changes 5

Points from Turnovers
APB 9
MSU 10
Period by Period Scoring
1st 2nd 3rd 4th TOT

8

#25/RV MISSISSIPPI STATE 102, TULSA 58

Nov. 26, 2023 | Katy, Texas | Leonard E. Merrell Center | 257



Game Time: 5:30 PM
Game Duration: 1:49
Attendance: 257



Official Basketball Box Score - Final
Tulsa at Mississippi St.
11/26/23 Leonard E. Merrell Center, Katy
2023-24 Women's Basketball

Record: 5-2
Officials: Chaney Muench, Demoya Pugh, Jules Gallen

Table with columns: NO. Name, Min, FG, 3P, FT, Rebounds, Fouls, TP, AS, TO, ST, Blocks, +/-

Shooting By Period
1st FG% 5-14 35.7%
3PT% 1-7 14.3%
FT% 4-4 100%

Table with columns: NO. Name, Min, FG, 3P, FT, Rebounds, Fouls, TP, AS, TO, ST, Blocks, +/-

Shooting By Period
1st FG% 8-18 44.4%
3PT% 4-8 50.0%
FT% 6-6 100%

TUL MSU
Biggest lead 3 (1st 7:58)
Best Scoring Run 6 (2nd 6:37)
Lead Changes 1

Points from Turnovers
TUL 4
MSU 19
Period by Period Scoring
1st 2nd 3rd 4th TOT

BOX SCORES

9

#21/21 MISSISSIPPI STATE 68, RV/RV MIAMI (FLA.) 74

Nov. 29, 2023 | Starkville, Miss. | Humphrey Coliseum | 5,135



10

#21/21 MISSISSIPPI STATE 53, CHATTANOOGA 59

Dec. 3, 2023 | Chattanooga, Tenn. | McKenzie Arena | 2,170



Official Basketball Box Score - Final
Miami (FL) at Mississippi St.
11/29/23 Humphrey Coliseum, Starkville
2023-24 Women's Basketball

Game Time: 6:17 PM
Game Duration: 1:53
Attendance: 5,135

Officials: Gina Gross, Eric J. Brewton, Roy Gubeyan

Box score table for Miami (FL) vs Mississippi St. Includes columns for NO. Name, Min, FG, 3P, FT, Rebounds, Fouls, TP, AS, TO, ST, Blocks, +/- and Shooting By Period.

Summary statistics for Miami (FL) vs Mississippi St. Includes FG%, 3PT%, FT%, Rebounds, Fouls, TP, AS, TO, ST, Blocks, +/-.



Official Basketball Box Score - Final
Mississippi St. at Chattanooga
12/03/23 McKenzie Arena, Chattanooga, Tenn.
2023-24 Chattanooga Women's Basketball

Game Time: 2:00 PM
Game Duration: 1:47
Attendance: 2,170

Officials: Tommi Paris, Kisha Brown, Roy Jackson

Box score table for Mississippi St. vs Chattanooga. Includes columns for NO. Name, Min, FG, 3P, FT, Rebounds, Fouls, TP, AS, TO, ST, Blocks, +/- and Shooting By Period.

Summary statistics for Mississippi St. vs Chattanooga. Includes FG%, 3PT%, FT%, Rebounds, Fouls, TP, AS, TO, ST, Blocks, +/-.

Box score table for Mississippi St. vs 68. Includes columns for NO. Name, Min, FG, 3P, FT, Rebounds, Fouls, TP, AS, TO, ST, Blocks, +/- and Shooting By Period.

Summary statistics for Mississippi St. vs 68. Includes FG%, 3PT%, FT%, Rebounds, Fouls, TP, AS, TO, ST, Blocks, +/-.

Box score table for Chattanooga vs 59. Includes columns for NO. Name, Min, FG, 3P, FT, Rebounds, Fouls, TP, AS, TO, ST, Blocks, +/- and Shooting By Period.

Summary statistics for Chattanooga vs 59. Includes FG%, 3PT%, FT%, Rebounds, Fouls, TP, AS, TO, ST, Blocks, +/-.

Statistical summary for Mississippi St. vs 68. Includes Biggest lead, Best Scoring Run, Lead Changes, Times Tied, Time with Lead, Points from Turnovers, Paint, Second Chance, Fast Breaks, Bench.

Statistical summary for Chattanooga vs 59. Includes Biggest lead, Best Scoring Run, Lead Changes, Times Tied, Time with Lead, Points from Turnovers, Paint, Second Chance, Fast Breaks, Bench.

11 RV/RV MISSISSIPPI STATE 91, KENNESAW ST. 50

Dec. 11, 2023 | Starkville, Miss. | Humphrey Coliseum | 4,085



12

RV/RV MISSISSIPPI STATE 82, JACKSON ST. 72

Dec. 14, 2023 | Starkville, Miss. | Humphrey Coliseum | 4,423



Official Basketball Box Score - Final
Kennesaw St. at Mississippi St.
12/11/23 Humphrey Coliseum, Starkville
2023-24 Women's Basketball

Game Time: 6:32 PM
Game Duration: 1:41
Attendance: 4,085

Officials: Puatari Spurlock-Welsh, Chaney Muench, Nicole Brannon

Box score table for Kennesaw St. vs Mississippi St. Includes columns for NO. Name, Min, FG, 3P, FT, Rebounds, Fouls, TP, AS, TO, ST, Blocks, +/- and Shooting By Period.

Summary statistics for Kennesaw St. vs Mississippi St. Includes FG%, 3PT%, FT%, Rebounds, Fouls, TP, AS, TO, ST, Blocks, +/-.



Official Basketball Box Score - Final
Mississippi St. at Jacksonville St.
12/14/23 Humphrey Coliseum, Starkville
2023-24 Women's Basketball

Game Time: 6:32 PM
Game Duration: 1:50
Attendance: 4,423

Officials: Angelica Suffren, Joseph Vaszily, Dee Kantner

Box score table for Mississippi St. vs Jacksonville St. Includes columns for NO. Name, Min, FG, 3P, FT, Rebounds, Fouls, TP, AS, TO, ST, Blocks, +/- and Shooting By Period.

Summary statistics for Mississippi St. vs Jacksonville St. Includes FG%, 3PT%, FT%, Rebounds, Fouls, TP, AS, TO, ST, Blocks, +/-.

Box score table for Mississippi St. vs 91. Includes columns for NO. Name, Min, FG, 3P, FT, Rebounds, Fouls, TP, AS, TO, ST, Blocks, +/- and Shooting By Period.

Summary statistics for Mississippi St. vs 91. Includes FG%, 3PT%, FT%, Rebounds, Fouls, TP, AS, TO, ST, Blocks, +/-.

Box score table for Mississippi St. vs 82. Includes columns for NO. Name, Min, FG, 3P, FT, Rebounds, Fouls, TP, AS, TO, ST, Blocks, +/- and Shooting By Period.

Summary statistics for Mississippi St. vs 82. Includes FG%, 3PT%, FT%, Rebounds, Fouls, TP, AS, TO, ST, Blocks, +/-.

Statistical summary for Mississippi St. vs 91. Includes Biggest lead, Best Scoring Run, Lead Changes, Times Tied, Time with Lead, Points from Turnovers, Paint, Second Chance, Fast Breaks, Bench.

Statistical summary for Mississippi St. vs 82. Includes Biggest lead, Best Scoring Run, Lead Changes, Times Tied, Time with Lead, Points from Turnovers, Paint, Second Chance, Fast Breaks, Bench.

BOX SCORES

13

#21/21 MISSISSIPPI STATE 81, MEMPHIS 63

Dec. 17, 2023 | Memphis, Tenn. | Elma Roane Fieldhouse | 1,636



14

RV/RV MISSISSIPPI STATE 82, COLORADO ST. 75

Dec. 20, 2023 | Fort Collins, Colo. | Moby Arena | 2,126



Official Basketball Box Score - Final
Mississippi St. at Memphis
12/17/23 Elma Roane Fieldhouse, Memphis, Tenn.
2023-24 Women's Basketball

Game Time: 2:00 PM
Game Duration: 2:06
Attendance: 1,636



Official Basketball Box Score - Final
Mississippi State at Colorado State
12/20/23 Moby Arena, Fort Collins
2023-24 Colorado State Women's Basketball

Game Time: 5:30 PM
Game Duration: 1:33
Attendance: 2,126

Mississippi St. - 81

Record: 11-2

Box score table for Mississippi State vs Memphis, showing player stats for 22 players and team totals.

Shooting By Period statistics for Mississippi State vs Memphis, showing FG%, 3PT%, FT%, and GM FG% for each quarter.

Mississippi State - 82

Record: 12-2

Box score table for Mississippi State vs Colorado State, showing player stats for 24 players and team totals.

Shooting By Period statistics for Mississippi State vs Colorado State, showing FG%, 3PT%, FT%, and GM FG% for each quarter.

Memphis - 63

Record: 4-7

Box score table for Memphis vs Mississippi State, showing player stats for 35 players and team totals.

Shooting By Period statistics for Memphis vs Mississippi State, showing FG%, 3PT%, FT%, and GM FG% for each quarter.

Colorado State - 75

Record: 9-2

Box score table for Colorado State vs Mississippi State, showing player stats for 24 players and team totals.

Shooting By Period statistics for Colorado State vs Mississippi State, showing FG%, 3PT%, FT%, and GM FG% for each quarter.

Summary statistics for Mississippi State vs Memphis: Biggest lead, Best Scoring Run, Lead Changes, Times Tied, Time with Lead.

Summary statistics for Memphis vs Mississippi State: Points from Turnovers, Paint, Second Chance, Fast Breaks, Bench.

Summary statistics for Colorado State vs Mississippi State: Biggest lead, Best Scoring Run, Lead Changes, Times Tied, Time with Lead.

Summary statistics for Mississippi State vs Colorado State: Points from Turnovers, Paint, Second Chance, Fast Breaks, Bench.

15 RV/RV MISSISSIPPI STATE 99, MISSISSIPPI VALLEY ST. 35

Dec. 29, 2023 | Starkville, Miss. | Humphrey Coliseum | 4,772



16

RV/RV MISSISSIPPI STATE, VANDERBILT

Jan. 4, 2023 | Starkville, Miss. | Humphrey Coliseum



Official Basketball Box Score - Final
Mississippi Val. at Mississippi St.
12/29/23 Humphrey Coliseum, Starkville
2023-24 Women's Basketball

Game Time: 6:32 PM
Game Duration: 1:53
Attendance: 4,772

Mississippi Val. - 35

Record: 11-11

Box score table for Mississippi Valley State vs Mississippi State, showing player stats for 21 players and team totals.

Shooting By Period statistics for Mississippi Valley State vs Mississippi State, showing FG%, 3PT%, FT%, and GM FG% for each quarter.

Mississippi St. - 99

Record: 13-2

Box score table for Mississippi State vs Mississippi Valley State, showing player stats for 24 players and team totals.

Shooting By Period statistics for Mississippi State vs Mississippi Valley State, showing FG%, 3PT%, FT%, and GM FG% for each quarter.

Summary statistics for Mississippi State vs Mississippi Valley State: Biggest lead, Best Scoring Run, Lead Changes, Times Tied, Time with Lead.

Summary statistics for Mississippi Valley State vs Mississippi State: Points from Turnovers, Paint, Second Chance, Fast Breaks, Bench.



2023-24 Mississippi St. Women's Basketball Combined Team Statistics All games

Game Records

Record	Overall	Home	Away	Neutral
ALL GAMES	13-2	7-1	3-1	3-0
CONFERENCE	0-0	0-0	0-0	0-0
NON-CONFERENCE	13-2	7-1	3-1	3-0

Score by Periods

Team	1st	2nd	3rd	4th	OT	TOT
Mississippi St.	317	274	310	293	0	1194
Opponents	195	203	237	218	0	853

Team Box Score

No.	Player	Total			3-Point			F-Throw		Rebounds				PF DQ A TO BLK STL				PTS		AVG		
		GP-GS	MIN	AVG	FG-FGA	FG%	3FG-3FGA	3FG%	FT-FTA	FT%	OFF	DEF	TOT	AVG	PF	DQ	A	TO	BLK		STL	PTS
2	JORDAN, Jerkaila	15-15	456:25	30.4	94-198	.475	19-53	.358	51-66	.773	31	69	100	6.7	28	1	35	30	11	28	258	17.2
4	CARTER, Jessika	12-11	347:60	29.0	77-147	.524	0-0	.000	27-41	.659	42	73	115	9.6	24	0	13	22	23	14	181	15.1
21	POWE, Debreasha	14-14	393:23	28.1	55-119	.462	37-86	.430	15-18	.833	8	44	52	3.7	15	0	19	9	15	12	162	11.6
3	PARK-LANE, Lauren	15-14	465:14	31.0	57-131	.435	22-52	.423	20-30	.667	11	33	44	2.9	16	0	92	33	0	15	156	10.4
5	BARNUM, Erynn	13-13	294:15	22.6	41-87	.471	1-4	.250	42-63	.667	36	61	97	7.5	20	0	21	22	11	9	125	9.6
0	ROGERS, Darrione	15-4	345:39	23.0	37-91	.407	22-59	.373	14-17	.824	7	49	56	3.7	12	0	43	19	0	9	110	7.3
14	SHEPPARD, Mjracle	15-1	250:54	16.7	31-65	.477	1-5	.200	25-32	.781	19	26	45	3.0	13	0	26	19	3	23	88	5.9
24	MONTAGUE, Quanirah	12-0	119:24	10.0	21-40	.525	0-2	.000	9-15	.600	18	27	45	3.8	20	0	2	7	16	4	51	4.3
23	PARKER, Ramani	2-1	20:13	10.1	3-5	.600	0-0	.000	0-2	.000	4	7	11	5.5	0	0	1	4	0	1	6	3.0
1	GONY, Nyayongah	10-2	165:01	16.5	9-23	.391	2-7	.286	4-7	.571	5	20	25	2.5	8	0	8	10	7	4	24	2.4
22	BROWN-HAGGER, Jasmine	14-0	141:32	10.1	12-42	.286	2-15	.133	7-7	1.000	9	19	28	2.0	13	0	9	9	0	7	33	2.4
Team											24	30	54				8					
Total		15	3000		437-948	.461	106-283	.375	214-298	.718	214	458	672	44.8	169	1	269	192	86	126	1194	79.6
Opponents		15	3000		330-923	.358	97-321	.302	96-162	.593	157	326	483	32.2	269	7	181	221	47	84	853	56.9

Team Statistics

	MSU	OPP
Scoring	1194	853
Points per game	79.6	56.9
Scoring margin	+22.7	-
Field goals-att	437-948	330-923
Field goal pct	.461	.358
3 point fg-att	106-283	97-321
3-point FG pct	.375	.302
3-pt FG made per game	7.1	6.5
Free throws-att	214-298	96-162
Free throw pct	.718	.593
F-Throws made per game	14.3	6.4
Rebounds	672	483
Rebounds per game	44.8	32.2
Rebounding margin	+12.6	-
Assists	269	181
Assists per game	17.9	12.1
Turnovers	192	221
Turnovers per game	12.8	14.7
Turnover margin	+1.9	-
Assist/turnover ratio	1.4	0.8
Steals	126	84
Steals per game	8.4	5.6
Blocks	86	47
Blocks per game	5.7	3.1
Winning streak	5	-
Home win streak	3	-
Attendance	38179	7239
Home games-Avg/Game	8-4772	4-1810
Neutral site-Avg/Game	-	3-353

Team Results

Date	Opponent		Score	Att.
11/06/2023	Alcorn	W	77-42	4452
11/10/2023	Southeastern La.	W	67-46	4531
11/12/2023	Jacksonville St.	W	84-45	4354
11/15/2023	New Orleans	W	87-26	6427
11/19/2023	at Belmont	W	63-62	1307
11/24/2023	vs Clemson	W	81-78	257
11/25/2023	vs Ark.-Pine Bluff	W	77-68	545
11/26/2023	vs Tulsa	W	102-58	257
11/29/2023	Miami (FL)	L	68-74	5135
12/03/2023	at Chattanooga	L	53-59	2170
12/11/2023	Kennesaw St.	W	91-50	4085
12/14/2023	Jackson St.	W	82-72	4423
12/17/2023	at Memphis	W	81-63	1636
12/20/2023	at Colorado St.	W	82-75	2126
12/29/2023	Mississippi Val.	W	99-35	4772

COMBINED TEAM - HOME GAMES



2023-24 Mississippi St. Women's Basketball Combined Team Statistics Home games

Page 1/1
as of Dec 31, 2023

Game Records

Record	Overall	Home	Away	Neutral
ALL GAMES	7-1	7-1	0-0	0-0
CONFERENCE	0-0	0-0	0-0	0-0
NON-CONFERENCE	7-1	7-1	0-0	0-0

Score by Periods

Team	1st	2nd	3rd	4th	OT	TOT
Mississippi St.	179	145	177	154	0	655
Opponents	83	94	102	111	0	390

Team Box Score

No.	Player	Total			3-Point		F-Throw		Rebounds				Other Stats									
		GP-GS	MIN	AVG	FG-FGA	FG%	3FG-3FGA	3FG%	FT-FTA	FT%	OFF	DEF	TOT	AVG	PF	DQ	A	TO	BLK	STL	PTS	AVG
2	JORDAN, Jerkaila	8-8	220:33	27.6	50-105	.476	12-34	.353	31-41	.756	19	29	48	6.0	10	1	18	14	8	23	143	17.9
4	CARTER, Jessica	7-6	188:39	27.0	48-82	.585	0-0	.000	16-24	.667	30	45	75	10.7	10	0	5	12	16	8	112	16.0
21	POWE, Debreasha	7-7	178:41	25.5	26-58	.448	20-44	.455	6-6	1.000	5	29	34	4.9	5	0	9	5	8	6	78	11.1
5	BARNUM, Erynn	7-7	154:58	22.1	22-47	.468	1-2	.500	27-45	.600	23	31	54	7.7	7	0	10	9	8	5	72	10.3
3	PARK-LANE, Lauren	8-7	236:22	29.5	23-57	.404	3-19	.158	9-15	.600	3	19	22	2.8	4	0	48	16	0	9	58	7.3
0	ROGERS, Darrione	8-2	171:59	21.5	19-48	.396	12-34	.353	4-4	1.000	3	27	30	3.8	7	0	24	12	0	5	54	6.8
14	SHEPPARD, Mjracle	8-1	156:13	19.5	17-37	.459	1-3	.333	18-22	.818	12	20	32	4.0	5	0	22	13	3	17	53	6.6
24	MONTAGUE, Quanirah	6-0	72:23	12.1	16-31	.516	0-2	.000	4-9	.444	14	17	31	5.2	11	0	2	5	11	3	36	6.0
1	GONY, Nyayongah	5-1	99:04	19.8	7-18	.389	1-6	.167	4-7	.571	3	14	17	3.4	5	0	4	7	4	4	19	3.8
22	BROWN-HAGGER, Jasmine	7-0	100:55	14.4	9-32	.281	1-12	.083	5-5	1.000	3	14	17	2.4	11	0	8	7	0	6	24	3.4
23	PARKER, Ramani	2-1	20:13	10.1	3-5	.600	0-0	.000	0-2	.000	4	7	11	5.5	0	0	1	4	0	1	6	3.0
Team											13	17	30				2					
Total		8	1600		240-520	.462	51-156	.327	124-180	.689	132	269	401	50.1	75	1	151	106	58	87	655	81.9
Opponents		8	1600		157-513	.306	42-163	.258	34-65	.523	103	179	282	35.3	149	4	82	140	21	49	390	48.8

Team Statistics

	MSU	OPP
Scoring	655	390
Points per game	81.9	48.8
Scoring margin	+33.1	-
Field goals-att	240-520	157-513
Field goal pct	.462	.306
3 point fg-att	51-156	42-163
3-point FG pct	.327	.258
3-pt FG made per game	6.4	5.3
Free throws-att	124-180	34-65
Free throw pct	.689	.523
F-Throws made per game	15.5	4.3
Rebounds	401	282
Rebounds per game	50.1	35.3
Rebounding margin	+14.9	-
Assists	151	82
Assists per game	18.9	10.3
Turnovers	106	140
Turnovers per game	13.3	17.5
Turnover margin	+4.3	-
Assist/turnover ratio	1.4	0.6
Steals	87	49
Steals per game	10.9	6.1
Blocks	58	21
Blocks per game	7.3	2.6
Winning streak	3	-
Home win streak	3	-
Attendance	38179	0
Home games-Avg/Game	8-4772	0-0
Neutral site-Avg/Game	-	0-0

Team Results

Date	Opponent		Score	Att.
11/06/2023	Alcorn	W	77-42	4452
11/10/2023	Southeastern La.	W	67-46	4531
11/12/2023	Jacksonville St.	W	84-45	4354
11/15/2023	New Orleans	W	87-26	6427
11/29/2023	Miami (FL)	L	68-74	5135
12/11/2023	Kennesaw St.	W	91-50	4085
12/14/2023	Jackson St.	W	82-72	4423
12/29/2023	Mississippi Val.	W	99-35	4772

COMBINED TEAM - NON-CONFERENCE GAMES



2023-24 Mississippi St. Women's Basketball Combined Team Statistics Non Conference games

Page 1/1
as of Dec 31, 2023

Game Records

Record	Overall	Home	Away	Neutral
ALL GAMES	13-2	7-1	3-1	3-0
CONFERENCE	0-0	0-0	0-0	0-0
NON-CONFERENCE	13-2	7-1	3-1	3-0

Score by Periods

Team	1st	2nd	3rd	4th	OT	TOT
Mississippi St.	317	274	310	293	0	1194
Opponents	195	203	237	218	0	853

Team Box Score

No.	Player				Total		3-Point		F-Throw		Rebounds											
		GP-GS	MIN	AVG	FG-FGA	FG%	3FG-3FGA	3FG%	FT-FTA	FT%	OFF	DEF	TOT	AVG	PF	DQ	A	TO	BLK	STL	PTS	AVG
2	JORDAN, Jerkaila	15-15	456:25	30.4	94-198	.475	19-53	.358	51-66	.773	31	69	100	6.7	28	1	35	30	11	28	258	17.2
4	CARTER, Jessika	12-11	347:60	29.0	77-147	.524	0-0	.000	27-41	.659	42	73	115	9.6	24	0	13	22	23	14	181	15.1
21	POWE, Debreasha	14-14	393:23	28.1	55-119	.462	37-86	.430	15-18	.833	8	44	52	3.7	15	0	19	9	15	12	162	11.6
3	PARK-LANE, Lauren	15-14	465:14	31.0	57-131	.435	22-52	.423	20-30	.667	11	33	44	2.9	16	0	92	33	0	15	156	10.4
5	BARNUM, Erynn	13-13	294:15	22.6	41-87	.471	1-4	.250	42-63	.667	36	61	97	7.5	20	0	21	22	11	9	125	9.6
0	ROGERS, Darrione	15-4	345:39	23.0	37-91	.407	22-59	.373	14-17	.824	7	49	56	3.7	12	0	43	19	0	9	110	7.3
14	SHEPPARD, Mjracle	15-1	250:54	16.7	31-65	.477	1-5	.200	25-32	.781	19	26	45	3.0	13	0	26	19	3	23	88	5.9
24	MONTAGUE, Quanirah	12-0	119:24	10.0	21-40	.525	0-2	.000	9-15	.600	18	27	45	3.8	20	0	2	7	16	4	51	4.3
23	PARKER, Ramani	2-1	20:13	10.1	3-5	.600	0-0	.000	0-2	.000	4	7	11	5.5	0	0	1	4	0	1	6	3.0
1	GONY, Nyayongah	10-2	165:01	16.5	9-23	.391	2-7	.286	4-7	.571	5	20	25	2.5	8	0	8	10	7	4	24	2.4
22	BROWN-HAGGER, Jasmine	14-0	141:32	10.1	12-42	.286	2-15	.133	7-7	1.000	9	19	28	2.0	13	0	9	9	0	7	33	2.4
Team											24	30	54					8				
Total		15	3000		437-948	.461	106-283	.375	214-298	.718	214	458	672	44.8	169	1	269	192	86	126	1194	79.6
Opponents		15	3000		330-923	.358	97-321	.302	96-162	.593	157	326	483	32.2	269	7	181	221	47	84	853	56.9

Team Statistics

	MSU	OPP
Scoring	1194	853
Points per game	79.6	56.9
Scoring margin	+22.7	-
Field goals-att	437-948	330-923
Field goal pct	.461	.358
3 point fg-att	106-283	97-321
3-point FG pct	.375	.302
3-pt FG made per game	7.1	6.5
Free throws-att	214-298	96-162
Free throw pct	.718	.593
F-Throws made per game	14.3	6.4
Rebounds	672	483
Rebounds per game	44.8	32.2
Rebounding margin	+12.6	-
Assists	269	181
Assists per game	17.9	12.1
Turnovers	192	221
Turnovers per game	12.8	14.7
Turnover margin	+1.9	-
Assist/turnover ratio	1.4	0.8
Steals	126	84
Steals per game	8.4	5.6
Blocks	86	47
Blocks per game	5.7	3.1
Winning streak	5	-
Home win streak	3	-
Attendance	38179	7239
Home games-Avg/Game	8-4772	4-1810
Neutral site-Avg/Game	-	3-353

Team Results

Date	Opponent		Score	Att.
11/06/2023	Alcorn	W	77-42	4452
11/10/2023	Southeastern La.	W	67-46	4531
11/12/2023	Jacksonville St.	W	84-45	4354
11/15/2023	New Orleans	W	87-26	6427
11/19/2023	at Belmont	W	63-62	1307
11/24/2023	vs Clemson	W	81-78	257
11/25/2023	vs Ark.-Pine Bluff	W	77-68	545
11/26/2023	vs Tulsa	W	102-58	257
11/29/2023	Miami (FL)	L	68-74	5135
12/03/2023	at Chattanooga	L	53-59	2170
12/11/2023	Kennesaw St.	W	91-50	4085
12/14/2023	Jackson St.	W	82-72	4423
12/17/2023	at Memphis	W	81-63	1636
12/20/2023	at Colorado St.	W	82-75	2126
12/29/2023	Mississippi Val.	W	99-35	4772

NCAA RANKING SUMMARY - AS OF JAN. 2

Statistic	National Rank	Conference Rank	Value	National Leader	Value	Conference Leader	Value
Assist/Turnover Ratio (348 ranked)	22	2	1.40	Michigan St.	1.92	South Carolina	1.54
Assists Per Game (348 ranked)	28	3	17.9	Utah	23.8	South Carolina	20.8
Bench Points Per Game (348 ranked)	236	12	17.1	Murray St.	42.6	South Carolina	35.6
Blocks Per Game (347 ranked)	14	4	5.7	South Carolina	9.6	South Carolina	9.6
Field Goal Percentage (348 ranked)	43	6	46.1	Utah	53.3	South Carolina	51.8
Field Goal Percentage Defense (348 ranked)	39	8	35.8	South Carolina	28.3	South Carolina	28.3
Fouls Per Game (348 ranked)	2	1	11.3	Dartmouth	10.0	Mississippi St.	11.3
Free Throw Attempts Per Game (348 ranked)	65	9	19.87	LSU	31.71	LSU	31.71
Free Throw Percentage (348 ranked)	135	4	71.8	Green Bay	83.9	Missouri	76.1
Free Throws Made Per Game (348 ranked)	61	6	14.27	LSU	23.57	LSU	23.57
Rebound Margin (348 ranked)	14	4	12.6	UCLA	20.1	South Carolina	17.5
Rebounds (Defensive) Per Game (348 ranked)	22	4	30.5	South Carolina	35.8	South Carolina	35.8
Rebounds (Offensive) Per Game (348 ranked)	54	8	14.3	Ga. Southern	20.0	Texas A&M	17.3
Rebounds Per Game (348 ranked)	17	5	44.80	Ga. Southern	50.77	South Carolina	50.67
Scoring Defense (348 ranked)	59	7	56.9	Washington	46.8	Texas A&M	48.8
Scoring Margin (348 ranked)	20	5	22.7	South Carolina	41.2	South Carolina	41.2
Scoring Offense (348 ranked)	35	4	79.6	LSU	95.1	LSU	95.1
Steals Per Game (348 ranked)	146	9	8.4	West Virginia	14.9	LSU	13.4
Three Point Attempts Per Game (348 ranked)	191	8	18.9	Lehigh	30.6	Arkansas	29.4
Three Point Percentage (348 ranked)	27	2	37.5	Penn St.	42.1	South Carolina	41.5
Three Point Percentage Defense (348 ranked)	157	8	30.2	Campbell	20.3	Texas A&M	24.0
Three Pointers Per Game (348 ranked)	108	5	7.1	Utah	12.7	Arkansas	9.3
Turnover Margin (348 ranked)	127	10	1.93	Texas	10.14	LSU	8.93
Turnovers Forced Per Game (348 ranked)	281	12	14.73	East Carolina	26.64	LSU	24.43
Turnovers Per Game (348 ranked)	22	2	12.8	Colorado St.	8.8	Texas A&M	12.3
Winning Percentage (345 ranked)	28	5	86.7	7 teams tied	100.0	South Carolina	100.0

Statistic	Player	National Rank	Conference Rank	Value	National Leader	Value	Conference Leader	Value
Assist/Turnover Ratio (250 ranked)	Lauren Park-Lane	28	4	2.79	Rori Harmon, Texas	6.64	JaMya Mingo-Young, Auburn	3.83
Assists (142 ranked)	Lauren Park-Lane	8	1	92	Caitlin Clark, Iowa McKenna Hofschild, Colorado St.	106 106	Lauren Park-Lane, Mississippi St.	92
Assists Per Game (248 ranked)	Lauren Park-Lane	19	2	6.1	McKenna Hofschild, Colorado St.	8.8	Mama Dembele, Missouri	6.6
Blocks (124 ranked)	Jessika Carter Quanirah Montague Debreasha Powe	42 105 124	8 11 12	23 16 15	Lucy Cochrane, Portland Abby Muse, Boise St.	52 52	Kamilla Cardoso, South Carolina	39
Blocks Per Game (244 ranked)	Jessika Carter Quanirah Montague Debreasha Powe	35 112 193	6 11 15	1.92 1.33 1.07	Lucy Cochrane, Portland	4.00	Kamilla Cardoso, South Carolina	3.25
Double Doubles (40 ranked)	Jessika Carter	23	6	6	Lauren Gustin, BYU	12	Aneesah Morrow, LSU	9
Field Goal Attempts (150 ranked)	Jerkaila Jordan	36	3	198	Caitlin Clark, Iowa	301	Taliah Scott, Arkansas	272
Field Goal Percentage (249 ranked)	Jessika Carter Jerkaila Jordan	71 132	6 11	52.4 47.5	Lauren Betts, UCLA	74.1	Kamilla Cardoso, South Carolina	61.7
Field Goals (150 ranked)	Jerkaila Jordan Jessika Carter	33 90	3 10	94 77	Caitlin Clark, Iowa	149	Taliah Scott, Arkansas	116
Free Throw Attempts (143 ranked)	Jerkaila Jordan Erynn Barnum	66 85	6 9	66 63	Angel Reese, LSU	100	Angel Reese, LSU	100
Free Throw Percentage (250 ranked)	Jerkaila Jordan	184	8	77.3	Mara Braun, Minnesota	95.3	Hayley Frank, Missouri	89.1
Free Throws (136 ranked)	Jerkaila Jordan Erynn Barnum	57 136	3 11	51 42	Izzy Higginbottom, Arkansas St.	80	Taliah Scott, Arkansas	74
Minutes Per Game (150 ranked)					Megan McConnell, Duquesne	38.31	Taliah Scott, Arkansas	36.08
Points (199 ranked)	Jerkaila Jordan Jessika Carter	25 195	2 16	258 181	Caitlin Clark, Iowa	432	Taliah Scott, Arkansas	345
Points Per Game (248 ranked)	Jerkaila Jordan Jessika Carter	67 167	4 11	17.2 15.1	Caitlin Clark, Iowa	30.9	Taliah Scott, Arkansas	23.0
Rebounds (147 ranked)	Jessika Carter Jerkaila Jordan Erynn Barnum	44 116 130	10 14 15	115 100 97	Lauren Gustin, BYU	218	Saylor Poffenbarger, Arkansas	191
Rebounds (Defensive) Per Game (30 ranked)					Lauren Gustin, BYU	10.8	Saylor Poffenbarger, Arkansas	10.4
Rebounds (Offensive) Per Game (28 ranked)					Christina Dalce, Villanova	5.8	Lauren Ware, Texas A&M	4.2
Rebounds Per Game (245 ranked)	Jessika Carter Erynn Barnum	37 149	6 12	9.6 7.5	Lauren Gustin, BYU	15.6	Saylor Poffenbarger, Arkansas	12.7
Steals (140 ranked)	Jerkaila Jordan	74	9	28	Hannah Hidalgo, Notre Dame	67	Jordyn Cambridge, Vanderbilt	64
Steals Per Game (249 ranked)	Jerkaila Jordan	204	12	1.87	Hannah Hidalgo, Notre Dame	6.09	Jordyn Cambridge, Vanderbilt	4.57
Three Point Attempts (150 ranked)	Debreasha Powe	61	3	86	Caitlin Clark, Iowa	169	Taliah Scott, Arkansas	124
Three Point Percentage (193 ranked)	Debreasha Powe	43	4	43.0	Mallorie Haines, Davidson	54.0	Te-Hina Paopao, South Carolina	53.4
Three Pointers (138 ranked)	Debreasha Powe	24	3	37	Caitlin Clark, Iowa	68	Aaliyah Nye, Alabama	50
Three Pointers Per Game (250 ranked)	Debreasha Powe	46	3	2.64	Caitlin Clark, Iowa	4.86	Aaliyah Nye, Alabama	3.33
Triple Doubles (5 ranked)	Darrione Rogers	5	1	1	4 players tied	2	Darrione Rogers, Mississippi St.	1

HEAD COACH SAM PURCELL



Sam Purcell was named the ninth head coach in Mississippi State women's basketball history on Saturday, March 12, 2022.

The 2023-24 season will be his second year as a head coach and his second leading the women's basketball program at Mississippi State.

PERSONAL INFORMATION

Birthday: Oct. 5, 1979
 Hometown: Dalton, Ga.
 Wife: Meghan
 Children: Reese, Rylee and Reagan
 Education: Auburn (2003)

PLAYING CAREER

YEAR	SCHOOL
1999-00	Southern Union State C.C.

COACHING CAREER

YEAR	SCHOOL	POSITION
2000-03	Auburn	Student Assistant
2003-05	Auburn	Video Coordinator
2005-07	Tulsa	Assistant Coach
2009-13	Georgia Tech	Assistant Coach
2013-17	Louisville	Assistant Coach
2017-22	Louisville	Assoc. Head Coach
2022-	Mississippi State	Head Coach

Sam Purcell's first season as a head coach was a season of 'firsts' for the up-and-coming coaching star. A handful of those 'firsts' included his first game as a head coach, his first win, and his first NCAA Tournament appearance; however, it also came with firsts for the Mississippi State women's basketball program that saw Purcell become the winningest first-year head coach in program history.

In his first season sitting in the head chair, Purcell became the winningest head coach at Mississippi State in their debut season with 22 wins while also becoming the first to have a winning record in the SEC after going 9-7 and finishing fifth in the toughest conference in the country. Most impressive, though, is that he guided the Bulldogs to the NCAA Tournament following a three-year hiatus.

In leading the team to the Big Dance in his first season, Purcell set the standard at MSU, as no coach in program history had made the NCAA Tournament before their third season leading the program. On top of that, Purcell became the fastest coach at State to win a pair of NCAA Tournament games. In winning two tournament games, MSU became the first team in NCAA Women's Basketball history to advance to the tournament's Second Round after starting in the First Four round.

Purcell helped guide a pair of Bulldogs to All-Conference honors during the 2022-23 season. He coached Jessika Carter to Second Team All-SEC honors and a place on the SEC All-Defensive Team. Carter had a career season under Purcell, setting career bests in points scored (458), blocked shots (65) and assists (42). He also led Debreasha Powe to the SEC All-Freshmen team after a promising rookie campaign for the Mississippi native.

Known as an elite recruiter, Purcell hit the ground running in year one, signing the nation's 16th-ranked recruiting class despite not having the luxury of an entire season of recruiting. The 2023 signing class, which ranked as the second-best class in program history, just behind MSU's 2018 class, featured one espnW top 50 recruit, two other top 100 recruits, and a junior college All-American.

Before he arrived in Starkville, Purcell spent nine seasons at Louisville under the direction of future hall of famer Jeff Walz. While on the staff at Louisville, Purcell helped guide the Cardinals to a 266-48 overall record with eight NCAA Tournament appearances, seven Sweet 16s, five Elite Eights and two Final Fours. He also helped lead Louisville to four ACC Regular Season Championships and the 2018 ACC Tournament title, their first tournament crown since 1993.

PURCELL YEAR-BY-YEAR COACHING RECORD

YEAR	SCHOOL	OVERALL	HOME	ROAD	NEUTRAL	SEC	SECT	NCAA
2022-23	Mississippi State	22-11	14-2	3-7	5-2	9-7 (T-5th)	0-1	2-1 (Second Round)
2023-24	Mississippi State	13-2	7-1	3-1	3-0	0-0	0-0	0-0
TOTAL		35-13	21-3	6-8	8-2	9-7	0-1	2-1



13 ROCÍO JIMÉNEZ

FR. | F/C | 6-7 | ELÍAS PIÑA, DOMINICAN REPUBLIC | CENTRAL POINTE CHRISTIAN ACADEMY | ROW-SEE-OH HIM-MEN-EZ

2023-24

- Will redshirt as a mid-year enrollee and rehab an injury sustained prior to arriving to the program.
- Head coach Sam Purcell raves about her unique size and ability and wanted to get her on campus during the season due in part to her ability to learn from veteran posts such as Jessika Carter, Erynn Barnum and Ramani Parker.

PRIOR TO MISSISSIPPI STATE (CENTRAL POINT CHRISTIAN ACADEMY)

- Originally slated for the 2025 class, Jiménez reclassified and was ranked as the No. 257 overall prospect by Collegiate Girls Basketball Report – Dan Olson.
- In her first season at the high school ranks, Jiménez led Central Point Christian Academy to a 21-5 record and recorded a performance of 14 points and 17 rebounds.
- Was one of the youngest players on her Dominican Republic AmeriCup team that earned a silver medal at a pre-qualifying event.
- Chose Mississippi State over interest from Ole Miss, Louisville, Auburn, Michigan State, Miami (Fla.) and others.

PRODUCTION STATISTICS

	23-24	CAREER
Double-Double		
10+ Points		
20+ Points		
3+ 3FG Made.....		
5+ Free Throws Made		
5+ Rebounds.....		
5+ Assists.....		
10+ Rebounds.....		
10+ Assists		
3+ Blocks		
3+ Steals		
Led In Points.....		
Led In Rebounds.....		
Led In Assists.....		
Led In Blocks		
Led In Steals.....		
Led In Minutes		

HIGHS

POINTS	
Season	
SEC.....	
Career.....	

REBOUNDS

Season.....	
SEC.....	
Career.....	

ASSISTS

Season.....	
SEC.....	
Career.....	

BLOCKS

Season.....	
SEC.....	
Career.....	

STEALS

Season.....	
SEC.....	
Career.....	

FIELD GOALS MADE

Season.....	
SEC.....	
Career.....	

FIELD GOALS ATTEMPTED

Season.....	
SEC.....	
Career.....	

THREE-POINT FIELD GOALS MADE

Season.....	
SEC.....	
Career.....	

THREE-POINT FIELD GOALS ATTEMPTED

Season.....	
SEC.....	
Career.....	

FREE THROWS MADE

Season.....	
SEC.....	
Career.....	













FREE THROWS ATTEMPTED

Season.....	
SEC.....	
Career.....	

MINUTES

Season.....	
SEC.....	
Career.....	

TV/RADIO CHART

0		DARRIONE ROGERS Guard 5-11 Sr. Chicago, Ill. Lake Park West High School DePaul MAJOR: Interdisciplinary Studies	GP-GS	PPG	RPG	APG	FG%	FT%	<ul style="list-style-type: none"> Named SEC POTW after she turned in the program's first triple-double since Dec. 16, 2000 with 14 points, 12 rebounds and 10 assists vs. MVSU on Dec. 29 23.0 minutes and 7.3 points per game highest among bench - has made four starts. Rated as the No. 19 transfer recruit in the country by ESPN.
		2023-24	15-4	7.3	3.7	2.9	40.7%	82.4%	
		CAREER	105-74	11.6	5.0	3.3	37.4%	81.9%	
1		NYAYONGAH GONY Forward 6-4 R-Jr. Lincoln, Neb. Lincoln High School Miami MAJOR: Interdisciplinary Studies	GP-GS	PPG	RPG	APG	FG%	FT%	<ul style="list-style-type: none"> Out for short-term with injury after starting consecutive games. Career-highs in minutes, rebounds and blocks with 10 rebounds, seven points and three blocks in 39 minutes vs. Miami (Fla) in first career start. Excepted to have larger role due to injuries, "Dawg" of offseason.
		2023-24	10-2	2.4	2.5	0.8	39.1%	57.1%	
		CAREER	40-2	2.6	1.6	0.4	36.7%	66.7%	
2		JERKAILA JORDAN Guard 5-9 Sr. New Orleans, La. John Curtis High School Tulane MAJOR: Interdisciplinary Studies	GP-GS	PPG	RPG	APG	FG%	FT%	<ul style="list-style-type: none"> 21 pts at Memphis - 26 career 20+ points games and five this season; 10-0 under Purcell when Jordan scores 20-plus. Surpassed 1,000 career points at MSU with 19 vs. JSU - 29th player. Four double-doubles this season; 10-plus pts in 20 of last 23. Named to the 2024 Preseason All-SEC Second Team (Coaches).
		2023-24	15-15	17.2	6.7	2.3	47.51%	77.3%	
		CAREER	104-104	14.4	5.2	1.9	45.8%	71.3%	
3		LAUREN PARK-LANE Guard 5-3 Gr.^ Wilmington, Del. Sanford School Seton Hall MAJOR: Undeclared	GP-GS	PPG	RPG	APG	FG%	FT%	<ul style="list-style-type: none"> Named SEC POTW after hitting a school-record (m and w) 10-17 from three at Colorado State. It is the third 10+ three game in SEC WBB history. Led team in assists in 13 of 15 - 790 career ast. 3 pt-ast double-doubles and 73 ast (7.3) over last 10 games. 2,061 career points ranks eighth among active players.
		2023-24	15-14	10.4	2.9	6.1	43.5%	66.7%	
		CAREER	135-134	15.3	2.3	5.9	40.2%	79.2%	
4		JESSIKA CARTER Center 6-5 Gr.^ Waverly Hall, Ga. Harris County High School MAJOR: Masters - Workforce Education Leadership	GP-GS	PPG	RPG	BPG	FG%	FT%	<ul style="list-style-type: none"> Four double doubles over five games since returning - 34 double-doubles in her career, second-most among active SEC players. USBWA, SEC POTW on Dec. 19 with 21.6 pts and 14.7 rebs over three games. Preseason All-SEC Second Team (Media) and First Team (Coaches), top returning FG% from 2022-23 (57.0%) in SEC.
		2023-24	11-10	15.1	9.5	2.0	51.4%	64.9%	
		CAREER	130-92	11.1	7.0	1.6	54.6%	64.6%	
5		ERYNN BARNUM Forward 6-2 Gr.^ Little Rock, Ark. Little Rock Central High School Arkansas MAJOR: Undeclared	GP-GS	PPG	RPG	APG	FG%	FT%	<ul style="list-style-type: none"> Back-to-back double-doubles, had 15 points and 15 rebounds (career high) vs MVSU on Dec. 29. 12.2 points and 8.6 rebounds since returning. USBWA, SEC POTW on Dec. 19 with 21.6 pts and 14.7 rebs over three games. Preseason All-SEC Second Team (Media) and First Team (Coaches), top returning FG% from 2022-23 (57.0%) in SEC.
		2023-24	13-13	9.6	7.5	1.6	47.1%	66.7%	
		CAREER	127-60	9.4	5.3	1.0	52.3%	62.4%	
14		MJRACLE SHEPPARD Guard 6-0 Fr. Kent, Wash. Montverde Academy MAJOR: Kinesiology	GP-GS	PPG	RPG	APG	FG%	FT%	<ul style="list-style-type: none"> Finished with seven steals, nine assists and eight points vs. KSU. The steals tied seventh-most in single game in MSU history. First career start vs. JSU - 14 points, four assists, two steals. First Purcell signee, four star and 48th-overall prospect in the 2023 by espnW HoopGurlz; won National Title with Montverde Academy.
		2023-24	15-1	5.9	3.0	1.7	47.7%	78.1%	
		CAREER	15-1	5.9	3.0	1.7	47.7%	78.1%	
21		DEBREASHA POWE Guard 6-1 So. Meridian, Miss. Meridian High School MAJOR: Communications	GP-GS	PPG	RPG	APG	FG%	FT%	<ul style="list-style-type: none"> Career-high 24 points on 6-13 from three vs. Tulsa. 21 points, 5-8 from three vs. Jackson State. 37 threes this season rank 24th nationally and 3rd in the SEC. 26 threes over the last eight games played in compared to 11 in first six. 2023 SEC All-Freshman Team.
		2023-24	14-14	11.6	3.7	1.4	46.2%	83.3%	
		CAREER	47-46	9.2	4.6	1.1	41.6%	78.8%	
22		JASMINE BROWN-HAGGER Guard 5-9 Fr. Shorewood, Ill. Example Academy MAJOR: Pre-Engineering	GP-GS	PPG	RPG	APG	FG%	FT%	<ul style="list-style-type: none"> Scored 10-plus points for the first time in her career with 10 points and totaled a team-best three steals vs. MVSU on Dec. 29 A four-star recruit and 54th-overall prospect in 2023 class by espnW HoopGurlz; the top-ranked player in Illinois.
		2023-24	14-0	2.4	2.0	0.6	28.6%	100%	
		CAREER	14-0	2.4	2.0	0.6	28.6%	100%	
23		RAMANI PARKER Forward 6-4 R-Sr. Fresno, Calif. Montverde Academy MAJOR: Interdisciplinary Studies	GP-GS	PPG	RPG	APG	FG%	FT%	<ul style="list-style-type: none"> Suffered season-ending injury vs. Southeastern Louisiana. Recorded six points and nine rebounds vs. Alcorn State. Turned in a career-high 11 points vs. North Alabama. Averaged a career-high 4.8 points and 3.9 rebounds and scored in all 20 appearances in 2022-23.
		2023-24	2-1	3.0	5.5	0.5	60.0%	0.0%	
		CAREER	55-2	3.2	2.6	0.2	51.9%	64.1%	
24		QUANIRAH MONTAGUE Forward/Center 6-6 Fr. Atlantic City, N.J. Atlantic City High School MAJOR: Undeclared	GP-GS	PPG	RPG	APG	FG%	FT%	<ul style="list-style-type: none"> Earned SEC FOTW after recording her first career double-double with 14 points, 13 rebounds and six blocks in 23 minutes vs. MVSU on Dec. 29. Has scored in 10 games this season. Highest-rated recruit (No. 48) in Mississippi State's 2023 class; a four-star recruit by espnW HoopGurlz.
		2023-24	12-0	4.3	3.8	0.2	52.5%	60.0%	
		CAREER	12-0	4.3	3.8	0.2	52.5%	60.0%	
HC		SAM PURCELL HEAD COACH 2ND SEASON ALMA MATER: AUBURN	Career Record: 35-13		SEC Record: 9-7 (0-1 in SECT)		<ul style="list-style-type: none"> Hired March 12, 2022 as the program's ninth head coach Guided the program to the NCAA Tournament after a three-year hiatus. Winningest first-year head coach at Mississippi State; fastest coach in program history to win a pair of NCAA Tournament games. Most SEC wins by a head coach in first year at Mississippi State. Guided Mississippi State back into the AP Top-25 in the preseason after it was out of the poll since Feb. 1, 2021. 		