



Officials: Pat Adams, Gerry Pollard, Owen Shortt

Vanderbilt - 54

Record: 4-6

| NO.           | Name                  | F | Min   | FG    | 3P   | FT   | Rebounds |    |     | Fouls |    | TP | AS | TO | ST | Blocks |    | +/- |
|---------------|-----------------------|---|-------|-------|------|------|----------|----|-----|-------|----|----|----|----|----|--------|----|-----|
|               |                       |   |       | M-A   | M-A  | M-A  | OR       | DR | TOT | PF    | FD |    |    |    |    | BS     | BA |     |
| 1             | Colin Smith           | F | 04:08 | 0-2   | 0-2  | 0-0  | 1        | 0  | 1   | 0     | 0  | 0  | 0  | 1  | 0  | 0      | 0  | -7  |
| 2             | Ven-Allen Lubin       | F | 31:26 | 5-8   | 0-0  | 5-6  | 1        | 3  | 4   | 1     | 4  | 15 | 1  | 1  | 0  | 0      | 2  | -22 |
| 0             | Tyrin Lawrence        | G | 29:28 | 3-12  | 1-6  | 1-3  | 0        | 3  | 3   | 1     | 3  | 8  | 2  | 1  | 4  | 1      | 0  | -20 |
| 5             | Ezra Manjon           | G | 30:53 | 3-7   | 0-0  | 0-2  | 0        | 2  | 2   | 3     | 3  | 6  | 5  | 2  | 0  | 0      | 0  | -17 |
| 12            | Evan Taylor           | G | 30:41 | 3-11  | 1-6  | 0-0  | 2        | 2  | 4   | 2     | 1  | 7  | 1  | 2  | 0  | 0      | 1  | -14 |
| 21            | Tasos Kamateros       |   | 04:06 | 0-0   | 0-0  | 0-0  | 1        | 0  | 1   | 1     | 0  | 0  | 0  | 0  | 0  | 0      | 0  | -2  |
| 35            | Carter Lang           |   | 08:34 | 1-2   | 0-0  | 0-0  | 0        | 1  | 1   | 0     | 0  | 2  | 0  | 1  | 0  | 1      | 1  | 0   |
| 23            | Jason Rivera-Torres   |   | 11:33 | 3-6   | 1-2  | 0-0  | 0        | 1  | 1   | 1     | 0  | 7  | 0  | 0  | 0  | 0      | 0  | -14 |
| 3             | Paul Lewis            |   | 05:57 | 0-3   | 0-1  | 0-0  | 0        | 2  | 2   | 0     | 0  | 0  | 1  | 0  | 0  | 1      | 0  | -5  |
| 24            | JaQualon "JQ" Roberts |   | 10:29 | 0-2   | 0-1  | 1-2  | 1        | 0  | 1   | 1     | 2  | 1  | 1  | 0  | 0  | 0      | 0  | -5  |
| 4             | Isaiah West           |   | 09:47 | 2-2   | 1-1  | 0-0  | 0        | 0  | 0   | 3     | 0  | 5  | 0  | 1  | 0  | 0      | 0  | 3   |
| 13            | Malik Presley         |   | 19:31 | 1-3   | 0-0  | 1-2  | 3        | 2  | 5   | 1     | 1  | 3  | 0  | 0  | 3  | 0      | 0  | -7  |
| 10            | Jordan Williams       |   | 03:27 | 0-1   | 0-1  | 0-0  | 0        | 1  | 1   | 0     | 0  | 0  | 0  | 0  | 0  | 0      | 0  | 0   |
| Team          |                       |   |       |       |      |      | 3        | 0  | 3   |       |    | 0  |    | 0  |    |        |    |     |
| <b>Totals</b> |                       |   |       | 21-59 | 4-20 | 8-15 | 12       | 17 | 29  | 14    | 14 | 54 | 11 | 9  | 7  | 3      | 4  | -22 |

| Shooting By Period |       |       |
|--------------------|-------|-------|
| 1st FG%            | 9-27  | 33.3% |
| 3PT%               | 3-11  | 27.3% |
| FT%                | 4-5   | 80%   |
| 2nd FG%            | 12-32 | 37.5% |
| 3PT%               | 1-9   | 11.1% |
| FT%                | 4-10  | 40%   |
| GM FG%             | 21-59 | 35.6% |
| 3PT%               | 4-20  | 20.0% |
| FT%                | 8-15  | 53.3% |

Dead Ball Rebounds: 4, 0

Technical Fouls::NONE

Texas Tech - 76

Record: 8-2

| NO.           | Name              | F | Min   | FG    | 3P   | FT    | Rebounds |    |     | Fouls |    | TP | AS | TO | ST | Blocks |    | +/- |
|---------------|-------------------|---|-------|-------|------|-------|----------|----|-----|-------|----|----|----|----|----|--------|----|-----|
|               |                   |   |       | M-A   | M-A  | M-A   | OR       | DR | TOT | PF    | FD |    |    |    |    | BS     | BA |     |
| 5             | Darrion Williams  | F | 25:14 | 2-5   | 0-1  | 0-1   | 0        | 5  | 5   | 1     | 1  | 4  | 1  | 5  | 1  | 0      | 0  | 9   |
| 22            | Warren Washington | F | 26:27 | 4-9   | 0-0  | 1-2   | 3        | 4  | 7   | 2     | 1  | 9  | 3  | 1  | 1  | 1      | 0  | 19  |
| 2             | Pop Isaacs        | G | 33:00 | 6-16  | 3-7  | 4-4   | 0        | 2  | 2   | 1     | 3  | 19 | 7  | 1  | 1  | 0      | 1  | 26  |
| 6             | Joe Toussaint     | G | 33:14 | 3-5   | 2-2  | 4-4   | 1        | 6  | 7   | 2     | 4  | 12 | 4  | 4  | 1  | 0      | 1  | 17  |
| 24            | Kerwin Walton     | G | 21:25 | 4-5   | 2-2  | 2-2   | 2        | 2  | 4   | 3     | 2  | 12 | 2  | 0  | 1  | 3      | 0  | 11  |
| 25            | Robert Jennings   |   | 13:33 | 2-2   | 0-0  | 0-0   | 0        | 4  | 4   | 2     | 0  | 4  | 0  | 0  | 0  | 0      | 0  | 3   |
| 0             | Chance McMillian  |   | 31:09 | 5-9   | 2-3  | 2-2   | 0        | 3  | 3   | 2     | 1  | 14 | 2  | 0  | 3  | 0      | 1  | 14  |
| 1             | Lamar Washington  |   | 14:46 | 0-2   | 0-1  | 2-2   | 1        | 3  | 4   | 1     | 2  | 2  | 3  | 1  | 0  | 0      | 0  | 13  |
| 21            | KyeRon Lindsay    |   | 01:12 | 0-0   | 0-0  | 0-0   | 0        | 0  | 0   | 0     | 0  | 0  | 0  | 0  | 0  | 0      | 0  | -2  |
| Team          |                   |   |       |       |      |       | 4        | 0  | 4   |       |    | 0  |    | 0  |    |        |    |     |
| <b>Totals</b> |                   |   |       | 26-53 | 9-16 | 15-17 | 11       | 29 | 40  | 14    | 14 | 76 | 22 | 12 | 8  | 4      | 3  | 22  |

| Shooting By Period |       |       |
|--------------------|-------|-------|
| 1st FG%            | 14-32 | 43.8% |
| 3PT%               | 4-7   | 57.1% |
| FT%                | 1-2   | 50%   |
| 2nd FG%            | 12-21 | 57.1% |
| 3PT%               | 5-9   | 55.6% |
| FT%                | 14-15 | 93.3% |
| GM FG%             | 26-53 | 49.1% |
| 3PT%               | 9-16  | 56.3% |
| FT%                | 15-17 | 88.2% |

Dead Ball Rebounds: 1, 0

Technical Fouls::NONE

|                  | Vandy         | TTU           |
|------------------|---------------|---------------|
| Biggest lead     | 0 (1st 20:00) | 24 (2nd 5:57) |
| Best Scoring Run | 5(1st 5:04)   | 9(1st 17:07)  |
| Lead Changes     | 0             |               |
| Times Tied       | 0             |               |
| Time with Lead   | 00:00         | 39:46         |

| Points from   | Vandy | TTU |
|---------------|-------|-----|
| Turnovers     | 6     | 7   |
| Paint         | 24    | 30  |
| Second Chance | 7     | 15  |
| Fast Breaks   | 2     | 12  |
| Bench         | 18    | 20  |

|       | Period by Period Scoring |     |     |
|-------|--------------------------|-----|-----|
|       | 1st                      | 2nd | TOT |
| Vandy | 25                       | 29  | 54  |
| TTU   | 33                       | 43  | 76  |



**Vanderbilt at Texas Tech**

12/16/23 Dickies Arena, Fort Worth  
2023-24 Men's Basketball

**Game Time:** 6:30 PM  
**Game Duration:** 1:51  
**Attendance:** 7,219

**Officials:** Pat Adams, Gerry Pollard, Owen Shortt

**Period 1**

**Quarter Starters:**

|              |              |              |               |                 |             |
|--------------|--------------|--------------|---------------|-----------------|-------------|
| <b>TTU</b>   | 2 Isaacs P   | 5 Williams D | 6 Toussaint J | 22 Washington W | 24 Walton K |
| <b>Vandy</b> | 0 Lawrence T | 1 Smith C    | 2 Lubin V     | 5 Manjon E      | 12 Taylor E |

| Game Time | TTU  | Score      | Diff     | Vandy  |
|-----------|--|------------|----------|--|
| 20:00     | 22 WASHINGTON W jumpball won   |            |          | 2 LUBIN V jumpball lost  |
| 19:46     | 2 ISAACS P 3pt FG , jump shot made (3)                                       | <b>3-0</b> | <b>3</b> |  |
| 19:46     | 6 TOUSSAINT J assist (1)   |            |          |  |
| 19:19     |  |            |          | 1 SMITH C 3pt FG , jump shot missed                                      |
| 19:16     | 22 WASHINGTON W defensive rebound (1)  |            |          |  |
| 19:02     | 5 WILLIAMS D 2pt FG outside the paint, jump shot missed                      |            |          |  |
| 19:00     | 22 WASHINGTON W offensive rebound (2)  |            |          |  |
| 18:50     | 2 ISAACS P 3pt FG second chance, jump shot made (6)                          | <b>6-0</b> | <b>6</b> |  |
| 18:50     | 22 WASHINGTON W assist (1)   |            |          |  |
| 18:28     |  |            |          | 0 LAWRENCE T 3pt FG , jump shot missed                                   |
| 18:26     |  |            |          | 1 SMITH C offensive rebound (1)  |
| 18:22     | 2 ISAACS P steal (1)   |            |          | 1 SMITH C turnover lost ball (1)   |
| 18:13     | 22 WASHINGTON W 2pt FG from turnover in the paint, alleyoop missed           |            |          |  |
| 18:10     |  |            |          | 5 MANJON E defensive rebound (1)   |
| 18:05     | 24 WALTON K steal (1)  |            |          | 12 TAYLOR E turnover bad pass (1)  |
| 17:51     | 2 ISAACS P 2pt FG from turnover outside the paint, floating jump shot missed |            |          |  |
| 17:48     |  |            |          | 5 MANJON E defensive rebound (2)   |
| 17:45     |  |            |          | 5 MANJON E 2pt FG fast break outside the paint, pull up jump shot missed |
| 17:42     | 5 WILLIAMS D defensive rebound (1)   |            |          |  |
| 17:23     | 6 TOUSSAINT J turnover bad pass (1)  |            |          | 0 LAWRENCE T steal (1)   |
| 17:16     |  |            |          | 1 SMITH C 3pt FG from turnover, jump shot missed                         |
| 17:13     | 6 TOUSSAINT J defensive rebound (1)  |            |          |  |
| 17:07     | 24 WALTON K 3pt FG , jump shot made (3)                                      | <b>9-0</b> | <b>9</b> |  |
| 17:07     | 2 ISAACS P assist (1)  |            |          |  |
| 17:01     |  |            |          | Timeout 30 Sec   |
| 17:01     | 22 WASHINGTON W substitution out   |            |          |  |
| 17:01     | 25 JENNINGS R substitution in  |            |          |  |
| 16:33     |  | <b>9-2</b> | <b>7</b> | 2 LUBIN V 2pt FG in the paint, jump shot made (2)                        |
| 16:13     | 5 WILLIAMS D 2pt FG outside the paint, jump shot missed                      |            |          |  |
| 16:11     |  |            |          | 2 LUBIN V defensive rebound (1)  |
| 15:55     |  |            |          | 12 TAYLOR E 3pt FG , jump shot missed                                    |
| 15:53     | 25 JENNINGS R defensive rebound (1)  |            |          |  |
| 15:52     | Timeout media  |            |          |  |
| 15:52     | 24 WALTON K substitution out   |            |          |  |
| 15:52     | 25 JENNINGS R substitution out   |            |          |  |
| 15:52     | 0 MCMILLIAN C substitution in  |            |          |  |
| 15:52     | 22 WASHINGTON W substitution in  |            |          |  |
| 15:52     |  |            |          | 1 SMITH C substitution out   |
| 15:52     |  |            |          | 21 KAMATEROS T substitution in   |
| 15:38     | 2 ISAACS P 2pt FG outside the paint, jump shot missed                        |            |          |  |
| 15:33     |  |            |          | 0 LAWRENCE T defensive rebound (1)                                       |



**Vanderbilt at Texas Tech**

12/16/23 Dickies Arena, Fort Worth  
2023-24 Men's Basketball

**Game Time:** 6:30 PM  
**Game Duration:** 1:51  
**Attendance:** 7,219

**Officials:** Pat Adams, Gerry Pollard, Owen Shortt

| Game Time | TTU   | Score       | Diff      | Vandy   |
|-----------|---|-------------|-----------|---|
| 15:33     | jump ball situation   |             |           |   |
| 15:14     | 22 WASHINGTON W foul shooting (1 - 1)   |             |           | 2 LUBIN V foul drawn (1)  |
| 15:14     |   |             |           | 2 LUBIN V free throw 1 - 2 missed                                   |
| 15:14     |   |             |           | offensive dead ball rebound (1)                                     |
| 15:14     |   | <b>9-3</b>  | <b>6</b>  | 2 LUBIN V free throw 2 - 2 made (3)                                 |
| 14:57     | 22 WASHINGTON W turnover travel (1)   |             |           |   |
| 14:57     | 5 WILLIAMS D substitution out   |             |           |   |
| 14:57     | 1 WASHINGTON L substitution in  |             |           |   |
| 14:36     |   |             |           | 5 MANJON E 2pt FG from turnover in the paint, jump shot missed      |
| 14:34     | 6 TOUSSAINT J defensive rebound (2)   |             |           |   |
| 14:12     | 22 WASHINGTON W 2pt FG in the paint, alleyoop made (2)                          | <b>11-3</b> | <b>8</b>  |   |
| 14:12     | 1 WASHINGTON L assist (1)   |             |           |   |
| 13:45     |   |             |           | 0 LAWRENCE T 2pt FG outside the paint, turnaround jump shot missed  |
| 13:43     |   |             |           | 21 KAMATEROS T offensive rebound (1)                                |
| 13:43     | 2 ISAACS P substitution out   |             |           |   |
| 13:43     | 24 WALTON K substitution in   |             |           |   |
| 13:43     | 22 WASHINGTON W substitution out  |             |           |   |
| 13:43     | 25 JENNINGS R substitution in   |             |           |   |
| 13:42     |   |             |           | 12 TAYLOR E 3pt FG second chance, jump shot missed                  |
| 13:40     | 1 WASHINGTON L defensive rebound (1)  |             |           |   |
| 13:40     | 1 WASHINGTON L foul drawn (1)   |             |           | 21 KAMATEROS T foul loose ball (1 - 1)                              |
| 13:40     |   |             |           | 2 LUBIN V substitution out  |
| 13:40     |   |             |           | 35 LANG C substitution in   |
| 13:30     | 6 TOUSSAINT J 2pt FG outside the paint, jump shot missed                        |             |           |   |
| 13:27     | 1 WASHINGTON L offensive rebound (2)  |             |           |   |
| 13:11     | 24 WALTON K 2pt FG second chance outside the paint, floating jump shot made (5) | <b>13-3</b> | <b>10</b> |   |
| 13:11     | 1 WASHINGTON L assist (2)   |             |           |   |
| 12:38     |   | <b>13-5</b> | <b>8</b>  | 0 LAWRENCE T 2pt FG outside the paint, step back jump shot made (2) |
| 12:38     | 24 WALTON K foul shooting (1 - 2)   |             |           | 0 LAWRENCE T foul drawn (1)   |
| 12:38     |   |             |           | 12 TAYLOR E substitution out  |
| 12:38     |   |             |           | 23 RIVERA-TORRES J substitution in                                  |
| 12:38     |   | <b>13-6</b> | <b>7</b>  | 0 LAWRENCE T free throw 1 - 1 made (3)                              |
| 12:38     | 6 TOUSSAINT J substitution out  |             |           |   |
| 12:38     | 25 JENNINGS R substitution out  |             |           |   |
| 12:38     | 2 ISAACS P substitution in  |             |           |   |
| 12:38     | 22 WASHINGTON W substitution in   |             |           |   |
| 12:20     | 22 WASHINGTON W 2pt FG in the paint, dunk, made (4)                             | <b>15-6</b> | <b>9</b>  |   |
| 12:20     | 0 MCMILLIAN C assist (1)  |             |           |   |
| 12:07     | 0 MCMILLIAN C steal (1)   |             |           | 35 LANG C turnover lost ball (1)                                    |
| 11:55     | 1 WASHINGTON L 2pt FG from turnover outside the paint, jump shot missed         |             |           |   |
| 11:52     | 22 WASHINGTON W offensive rebound (3)   |             |           |   |
| 11:52     | 22 WASHINGTON W 2pt FG from turnover second chance in the paint, layup missed   |             |           |   |
| 11:51     |   |             |           | 23 RIVERA-TORRES J defensive rebound (1)                            |
| 11:46     | 24 WALTON K foul personal (2 - 3)   |             |           | 0 LAWRENCE T foul drawn (2)   |
| 11:46     |   |             |           | Timeout media   |



**Vanderbilt at Texas Tech**

12/16/23 Dickies Arena, Fort Worth  
2023-24 Men's Basketball

**Game Time:** 6:30 PM  
**Game Duration:** 1:51  
**Attendance:** 7,219

**Officials:** Pat Adams, Gerry Pollard, Owen Shortt

| Game Time | TTU   | Score        | Diff      | Vandy   |
|-----------|---|--------------|-----------|---|
| 11:46     | 24 WALTON K substitution out  |              |           |   |
| 11:46     | 6 TOUSSAINT J substitution in   |              |           |   |
| 11:46     |   |              |           | 5 MANJON E substitution out   |
| 11:46     |   |              |           | 21 KAMATEROS T substitution out   |
| 11:46     |   |              |           | 3 LEWIS P substitution in   |
| 11:46     |   |              |           | 24 ROBERTS J substitution in  |
| 11:24     |   |              |           | 0 LAWRENCE T 2pt FG in the paint, jump shot missed                          |
| 11:22     | 1 WASHINGTON L defensive rebound (3)  |              |           |   |
| 11:04     | 22 WASHINGTON W 2pt FG outside the paint, turnaround jump shot missed             |              |           |   |
| 11:02     |   |              |           | 35 LANG C defensive rebound (1)   |
| 10:48     |   | <b>15-8</b>  | <b>7</b>  | 23 RIVERA-TORRES J 2pt FG outside the paint, jump shot made (2)             |
| 10:20     | 2 ISAACS P 2pt FG in the paint, floating jump shot made (8)                       | <b>17-8</b>  | <b>9</b>  |   |
| 09:48     |   |              |           | 3 LEWIS P 2pt FG outside the paint, jump shot missed                        |
| 09:46     |   |              |           | 24 ROBERTS J offensive rebound (1)  |
| 09:44     | 1 WASHINGTON L foul personal (1 - 4)  |              |           | 24 ROBERTS J foul drawn (1)   |
| 09:44     | 1 WASHINGTON L substitution out   |              |           |   |
| 09:44     | 5 WILLIAMS D substitution in  |              |           |   |
| 09:44     |   |              |           | 0 LAWRENCE T substitution out   |
| 09:44     |   |              |           | 12 TAYLOR E substitution in   |
| 09:29     |   |              |           | 23 RIVERA-TORRES J 2pt FG second chance outside the paint, jump shot missed |
| 09:26     | 6 TOUSSAINT J defensive rebound (3)   |              |           |   |
| 09:22     | 5 WILLIAMS D 2pt FG fast break in the paint, layup made (2)                       | <b>19-8</b>  | <b>11</b> |   |
| 09:22     | 2 ISAACS P assist (2)   |              |           |   |
| 09:05     |   | <b>19-11</b> | <b>8</b>  | 23 RIVERA-TORRES J 3pt FG , jump shot made (5)                              |
| 09:05     |   |              |           | 3 LEWIS P assist (1)  |
| 08:43     | 2 ISAACS P 3pt FG , jump shot missed  |              |           |   |
| 08:40     |   |              |           | 3 LEWIS P defensive rebound (1)   |
| 08:29     |   |              |           | 3 LEWIS P 3pt FG , jump shot missed   |
| 08:27     | 2 ISAACS P defensive rebound (1)  |              |           |   |
| 08:21     | 22 WASHINGTON W foul drawn (1)  |              |           | 12 TAYLOR E foul shooting (1 - 2)   |
| 08:21     | 22 WASHINGTON W free throw fast break 1 - 2 missed                                |              |           |   |
| 08:21     | offensive dead ball rebound (1)   |              |           |   |
| 08:21     |   |              |           | 35 LANG C substitution out  |
| 08:21     |   |              |           | 2 LUBIN V substitution in   |
| 08:21     | 22 WASHINGTON W free throw fast break 2 - 2 made (5)                              | <b>20-11</b> | <b>9</b>  |   |
| 08:21     | 22 WASHINGTON W substitution out  |              |           |   |
| 08:21     | 25 JENNINGS R substitution in   |              |           |   |
| 07:51     |   |              |           | 3 LEWIS P 2pt FG outside the paint, turnaround jump shot missed             |
| 07:50     |   |              |           | 12 TAYLOR E offensive rebound (1)   |
| 07:49     | 0 MCMILLIAN C steal (2)   |              |           | 12 TAYLOR E turnover lost ball (2)  |
| 07:45     | 6 TOUSSAINT J 2pt FG fast break from turnover in the paint, driving layup blocked |              |           |   |
| 07:45     |   |              |           | 3 LEWIS P block (1)   |
| 07:42     | 6 TOUSSAINT J offensive rebound (4)   |              |           |   |
| 07:40     | 2 ISAACS P 3pt FG second chance, jump shot made (11)                              | <b>23-11</b> | <b>12</b> |   |
| 07:40     | 6 TOUSSAINT J assist (2)  |              |           |   |



**Vanderbilt at Texas Tech**

12/16/23 Dickies Arena, Fort Worth  
2023-24 Men's Basketball

**Game Time:** 6:30 PM  
**Game Duration:** 1:51  
**Attendance:** 7,219

**Officials:** Pat Adams, Gerry Pollard, Owen Shortt

| Game Time | TTU  | Score        | Diff      | Vandy  |
|-----------|--|--------------|-----------|--|
| 07:23     |  |              |           | 23 RIVERA-TORRES J 2pt FG outside the paint, turnaround jump shot missed |
| 07:21     | 25 JENNINGS R defensive rebound (2)  |              |           |  |
| 07:08     | 5 WILLIAMS D 2pt FG in the paint, layup made (4)                               | <b>25-11</b> | <b>14</b> |  |
| 07:08     | 2 ISAACS P assist (3)  |              |           |  |
| 06:50     |  |              |           | 12 TAYLOR E 2pt FG outside the paint, step back jump shot missed         |
| 06:48     | 5 WILLIAMS D defensive rebound (2)   |              |           |  |
| 06:40     | 0 MCMILLIAN C 3pt FG , jump shot missed  |              |           |  |
| 06:38     |  |              |           | 3 LEWIS P defensive rebound (2)  |
| 06:25     |  | <b>25-13</b> | <b>12</b> | 12 TAYLOR E 2pt FG in the paint, driving layup made (2)                  |
| 06:25     |  |              |           | 24 ROBERTS J assist (1)  |
| 06:15     | 25 JENNINGS R 2pt FG in the paint, driving layup made (2)                      | <b>27-13</b> | <b>14</b> |  |
| 06:15     | 6 TOUSSAINT J assist (3)   |              |           |  |
| 05:49     | 25 JENNINGS R foul shooting (1 - 5)  |              |           | 2 LUBIN V foul drawn (2)   |
| 05:49     | Timeout media  |              |           |  |
| 05:49     | 2 ISAACS P substitution out  |              |           |  |
| 05:49     | 25 JENNINGS R substitution out   |              |           |  |
| 05:49     | 22 WASHINGTON W substitution in  |              |           |  |
| 05:49     | 24 WALTON K substitution in  |              |           |  |
| 05:49     |  |              |           | 3 LEWIS P substitution out   |
| 05:49     |  |              |           | 23 RIVERA-TORRES J substitution out                                      |
| 05:49     |  |              |           | 24 ROBERTS J substitution out  |
| 05:49     |  |              |           | 4 WEST I substitution in   |
| 05:49     |  |              |           | 5 MANJON E substitution in   |
| 05:49     |  |              |           | 13 PRESLEY M substitution in   |
| 05:49     |  | <b>27-14</b> | <b>13</b> | 2 LUBIN V free throw 1 - 2 made (4)                                      |
| 05:49     |  | <b>27-15</b> | <b>12</b> | 2 LUBIN V free throw 2 - 2 made (5)                                      |
| 05:24     | 0 MCMILLIAN C 2pt FG outside the paint, jump shot missed                       |              |           |  |
| 05:20     | 22 WASHINGTON W offensive rebound (4)  |              |           |  |
| 05:20     | 22 WASHINGTON W 2pt FG second chance in the paint, layup missed                |              |           |  |
| 05:19     |  |              |           | 13 PRESLEY M defensive rebound (1)                                       |
| 05:04     |  | <b>27-18</b> | <b>9</b>  | 12 TAYLOR E 3pt FG , jump shot made (5)                                  |
| 05:04     |  |              |           | 5 MANJON E assist (1)  |
| 04:42     | 5 WILLIAMS D turnover bad pass (1)   |              |           | 13 PRESLEY M steal (1)   |
| 04:35     |  |              |           | 12 TAYLOR E 3pt FG fast break from turnover, jump shot missed            |
| 04:32     |  |              |           | 13 PRESLEY M offensive rebound (2)                                       |
| 04:17     | 22 WASHINGTON W steal (1)  |              |           | 5 MANJON E turnover bad pass (1)   |
| 04:05     | 6 TOUSSAINT J 2pt FG from turnover in the paint, turnaround jump shot made (2) | <b>29-18</b> | <b>11</b> |  |
| 03:34     |  | <b>29-21</b> | <b>8</b>  | 4 WEST I 3pt FG , jump shot made (3)                                     |
| 03:34     |  |              |           | 5 MANJON E assist (2)  |
| 03:02     | 22 WASHINGTON W 2pt FG in the paint, layup missed                              |              |           |  |
| 02:59     | offensive rebound (17)   |              |           |  |
| 02:59     | Timeout media  |              |           |  |
| 02:59     | 24 WALTON K substitution out   |              |           |  |
| 02:59     | 2 ISAACS P substitution in   |              |           |  |
| 02:56     | 22 WASHINGTON W 2pt FG second chance in the paint, alleyoop made (7)           | <b>31-21</b> | <b>10</b> |  |



Official Basketball Play by Play - First Half

**Vanderbilt at Texas Tech**

12/16/23 Dickies Arena, Fort Worth  
2023-24 Men's Basketball

**Game Time:** 6:30 PM  
**Game Duration:** 1:51  
**Attendance:** 7,219

**Officials:** Pat Adams, Gerry Pollard, Owen Shortt

| Game Time              | TTU  | Score        | Diff     | Vandy   |
|------------------------|--|--------------|----------|---|
| 02:56                  | 2 ISAACS P assist (4)                                      |              |          |   |
| 02:43                  |  |              |          | 5 MANJON E turnover travel (2)  |
| 02:30                  | 6 TOUSSAINT J turnover travel (2)                          |              |          |   |
| 02:13                  |  | <b>31-23</b> | <b>8</b> | 5 MANJON E 2pt FG from turnover outside the paint, jump shot made (2) |
| 02:04                  | 6 TOUSSAINT J foul drawn (1)                               |              |          | 5 MANJON E foul personal (1 - 3)                                      |
| 01:57                  | 2 ISAACS P 3pt FG , jump shot missed                       |              |          |   |
| 01:53                  | offensive rebound (18)                                     |              |          |   |
| 01:45                  | 2 ISAACS P 2pt FG second chance in the paint, layup missed |              |          |   |
| 01:43                  |  |              |          | 2 LUBIN V defensive rebound (2)                                       |
| 01:26                  |  | <b>31-25</b> | <b>6</b> | 5 MANJON E 2pt FG in the paint, driving layup made (4)                |
| 01:13                  | Timeout 30 Sec   |              |          |   |
| 01:13                  |  |              |          | 4 WEST I substitution out   |
| 01:13                  |  |              |          | 0 LAWRENCE T substitution in  |
| 01:01                  | 22 WASHINGTON W 2pt FG in the paint, dunk, made (9)        | <b>33-25</b> | <b>8</b> |   |
| 01:01                  | 5 WILLIAMS D assist (1)                                    |              |          |   |
| 00:43                  |  |              |          | 12 TAYLOR E 3pt FG , jump shot missed                                 |
| 00:40                  | 22 WASHINGTON W defensive rebound (5)                      |              |          |   |
| 00:14                  | 2 ISAACS P 2pt FG in the paint, floating jump shot missed  |              |          |   |
| 00:12                  |  |              |          | 2 LUBIN V defensive rebound (3)                                       |
| 00:03                  |  |              |          | 2 LUBIN V 2pt FG in the paint, driving layup blocked                  |
| 00:03                  | 22 WASHINGTON W block (1)                                  |              |          |   |
| 00:01                  | 6 TOUSSAINT J defensive rebound (5)                        |              |          |   |
| <b>END OF PERIOD</b>   |  |              |          |   |
| <b>TTU 33-25 Vandy</b> |  |              |          |   |



Vanderbilt at Texas Tech

12/16/23 Dickies Arena, Fort Worth  
2023-24 Men's Basketball

Game Time: 6:30 PM  
Game Duration: 1:51  
Attendance: 7,219

Officials: Pat Adams, Gerry Pollard, Owen Shortt

Vanderbilt - 25

| NO.           | Name                  | F | Min   | FG   |      |     | Rebounds |    |     | Fouls |    | TP | AS | TO | ST | Blocks |    | +/- |
|---------------|-----------------------|---|-------|------|------|-----|----------|----|-----|-------|----|----|----|----|----|--------|----|-----|
|               |                       |   |       | M-A  | M-A  | M-A | OR       | DR | TOT | PF    | FD |    |    |    |    | BS     | BA |     |
| 1             | Colin Smith           | F | 04:08 | 0-2  | 0-2  | 0-0 | 1        | 0  | 1   | 0     | 0  | 0  | 0  | 1  | 0  | 0      | 0  | -7  |
| 2             | Ven-Allen Lubin       | F | 14:41 | 1-2  | 0-0  | 3-4 | 0        | 3  | 3   | 0     | 2  | 5  | 0  | 0  | 0  | 0      | 1  | -8  |
| 0             | Tyrin Lawrence        | G | 11:29 | 1-4  | 0-1  | 1-1 | 0        | 1  | 1   | 0     | 2  | 3  | 0  | 0  | 1  | 0      | 0  | -11 |
| 5             | Ezra Manjon           | G | 14:03 | 2-4  | 0-0  | 0-0 | 0        | 2  | 2   | 1     | 0  | 4  | 2  | 2  | 0  | 0      | 0  | -3  |
| 12            | Evan Taylor           | G | 17:06 | 2-7  | 1-5  | 0-0 | 1        | 0  | 1   | 1     | 0  | 5  | 0  | 2  | 0  | 0      | 0  | -7  |
| 21            | Tasos Kamateros       |   | 04:06 | 0-0  | 0-0  | 0-0 | 1        | 0  | 1   | 1     | 0  | 0  | 0  | 0  | 0  | 0      | 0  | -2  |
| 35            | Carter Lang           |   | 05:19 | 0-0  | 0-0  | 0-0 | 0        | 1  | 1   | 0     | 0  | 0  | 0  | 1  | 0  | 0      | 0  | 0   |
| 23            | Jason Rivera-Torres   |   | 06:49 | 2-4  | 1-1  | 0-0 | 0        | 1  | 1   | 0     | 0  | 5  | 0  | 0  | 0  | 0      | 0  | -6  |
| 3             | Paul Lewis            |   | 05:57 | 0-3  | 0-1  | 0-0 | 0        | 2  | 2   | 0     | 0  | 0  | 1  | 0  | 0  | 1      | 0  | -5  |
| 24            | JaQualon "JQ" Roberts |   | 05:57 | 0-0  | 0-0  | 0-0 | 1        | 0  | 1   | 0     | 1  | 0  | 1  | 0  | 0  | 0      | 0  | -5  |
| 4             | Isaiah West           |   | 04:36 | 1-1  | 1-1  | 0-0 | 0        | 0  | 0   | 0     | 0  | 3  | 0  | 0  | 0  | 0      | 0  | 8   |
| 13            | Malik Presley         |   | 05:49 | 0-0  | 0-0  | 0-0 | 1        | 1  | 2   | 0     | 0  | 0  | 0  | 0  | 1  | 0      | 0  | 6   |
| Team          |                       |   |       |      |      |     | 0        | 0  | 0   |       |    | 0  |    |    |    |        |    |     |
| <b>Totals</b> |                       |   |       | 9-27 | 3-11 | 4-5 | 5        | 11 | 16  | 3     | 5  | 25 | 4  | 6  | 2  | 1      | 1  | -8  |

| Shooting By Period |      |       |
|--------------------|------|-------|
| 1st FG%            | 9-27 | 33.3% |
| 3PT%               | 3-11 | 27.3% |
| FT%                | 4-5  | 80%   |
| GM FG%             | 9-27 | 33.3% |
| 3PT%               | 3-11 | 27.3% |
| FT%                | 4-5  | 80.0% |

Dead Ball Rebounds: 1, 0

Technical Fouls::NONE

Texas Tech - 33

| NO.           | Name              | F | Min   | FG    |     |     | Rebounds |    |     | Fouls |    | TP | AS | TO | ST | Blocks |    | +/- |
|---------------|-------------------|---|-------|-------|-----|-----|----------|----|-----|-------|----|----|----|----|----|--------|----|-----|
|               |                   |   |       | M-A   | M-A | M-A | OR       | DR | TOT | PF    | FD |    |    |    |    | BS     | BA |     |
| 5             | Darrion Williams  | F | 14:47 | 2-4   | 0-0 | 0-0 | 0        | 2  | 2   | 0     | 0  | 4  | 1  | 1  | 0  | 0      | 0  | 5   |
| 22            | Warren Washington | F | 15:14 | 4-9   | 0-0 | 1-2 | 3        | 2  | 5   | 1     | 1  | 9  | 1  | 1  | 1  | 1      | 0  | 6   |
| 2             | Pop Isaacs        | G | 16:05 | 4-10  | 3-5 | 0-0 | 0        | 1  | 1   | 0     | 0  | 11 | 4  | 0  | 1  | 0      | 0  | 15  |
| 6             | Joe Toussaint     | G | 19:08 | 1-3   | 0-0 | 0-0 | 1        | 4  | 5   | 0     | 1  | 2  | 3  | 2  | 0  | 0      | 1  | 6   |
| 24            | Kerwin Walton     | G | 08:55 | 2-2   | 1-1 | 0-0 | 0        | 0  | 0   | 2     | 0  | 5  | 0  | 0  | 1  | 0      | 0  | 2   |
| 25            | Robert Jennings   |   | 04:46 | 1-1   | 0-0 | 0-0 | 0        | 2  | 2   | 1     | 0  | 2  | 0  | 0  | 0  | 0      | 0  | 2   |
| 0             | Chance McMillian  |   | 15:52 | 0-2   | 0-1 | 0-0 | 0        | 0  | 0   | 0     | 0  | 0  | 1  | 0  | 2  | 0      | 0  | 1   |
| 1             | Lamar Washington  |   | 05:13 | 0-1   | 0-0 | 0-0 | 1        | 2  | 3   | 1     | 1  | 0  | 2  | 0  | 0  | 0      | 0  | 3   |
| Team          |                   |   |       |       |     |     | 2        | 0  | 2   |       |    | 0  |    |    |    |        |    |     |
| <b>Totals</b> |                   |   |       | 14-32 | 4-7 | 1-2 | 7        | 13 | 20  | 5     | 3  | 33 | 12 | 4  | 5  | 1      | 1  | 8   |

| Shooting By Period |       |       |
|--------------------|-------|-------|
| 1st FG%            | 14-32 | 43.8% |
| 3PT%               | 4-7   | 57.1% |
| FT%                | 1-2   | 50%   |
| GM FG%             | 14-32 | 43.8% |
| 3PT%               | 4-7   | 57.1% |
| FT%                | 1-2   | 50.0% |

Dead Ball Rebounds: 1, 0

Technical Fouls::NONE

|                  | Vandy         | TTU           |
|------------------|---------------|---------------|
| Biggest lead     | 0 (1st 20:00) | 14 (1st 7:08) |
| Best Scoring Run | 5(1st 5:04)   | 9(1st 17:07)  |
| Lead Changes     | 0             |               |
| Times Tied       | 0             |               |
| Time with Lead   | 00:00         | 19:46         |

| Points from   | Vandy | TTU |
|---------------|-------|-----|
| Turnovers     | 2     | 2   |
| Paint         | 6     | 18  |
| Second Chance | 0     | 10  |
| Fast Breaks   | 0     | 3   |
| Bench         | 8     | 2   |

|       | Period by Period Scoring |     |     |
|-------|--------------------------|-----|-----|
|       | 1st                      | 2nd | TOT |
| Vandy | 25                       | 29  | 54  |
| TTU   | 33                       | 43  | 76  |



**Vanderbilt at Texas Tech**

12/16/23 Dickies Arena, Fort Worth  
2023-24 Men's Basketball

Officials: Pat Adams, Gerry Pollard, Owen Shortt

**Period 2**

**Quarter Starters:**

|              |              |              |               |                 |              |
|--------------|--------------|--------------|---------------|-----------------|--------------|
| <b>TTU</b>   | 2 Isaacs P   | 5 Williams D | 6 Toussaint J | 22 Washington W | 24 Walton K  |
| <b>Vandy</b> | 0 Lawrence T | 2 Lubin V    | 5 Manjon E    | 12 Taylor E     | 13 Presley M |

| Game Time | TTU   | Score        | Diff      | Vandy   |
|-----------|---|--------------|-----------|---|
| 20:00     | 0 MCMILLIAN C substitution out  |              |           |   |
| 20:00     | 24 WALTON K substitution in   |              |           |   |
| 19:41     | 2 ISAACS P turnover bad pass (1)  |              |           | 0 LAWRENCE T steal (2)  |
| 19:25     |   |              |           | 0 LAWRENCE T 2pt FG from turnover outside the paint, floating jump shot missed  |
| 19:23     | 2 ISAACS P defensive rebound (2)  |              |           |   |
| 19:02     | 6 TOUSSAINT J turnover bad pass (3)                                       |              |           | 0 LAWRENCE T steal (3)  |
| 18:56     | 2 ISAACS P foul shooting (1 - 1)  |              |           | 0 LAWRENCE T foul drawn (3)   |
| 18:56     |   |              |           | 0 LAWRENCE T free throw fast break 1 - 2 missed                                 |
| 18:56     |   |              |           | offensive dead ball rebound (2)   |
| 18:56     | 22 WASHINGTON W substitution out  |              |           |   |
| 18:56     | 25 JENNINGS R substitution in   |              |           |   |
| 18:56     |   |              |           | 0 LAWRENCE T free throw fast break 2 - 2 missed                                 |
| 18:56     | 5 WILLIAMS D defensive rebound (3)  |              |           |   |
| 18:48     | 2 ISAACS P 3pt FG , jump shot missed                                      |              |           |   |
| 18:46     |   |              |           | 0 LAWRENCE T defensive rebound (2)  |
| 18:25     |   | <b>33-27</b> | <b>6</b>  | 2 LUBIN V 2pt FG in the paint, layup made (7)                                   |
| 17:56     | 5 WILLIAMS D turnover bad pass (2)  |              |           | 13 PRESLEY M steal (2)  |
| 17:52     |   |              |           | 13 PRESLEY M 2pt FG fast break from turnover in the paint, driving layup missed |
| 17:48     |   |              |           | offensive rebound (18)  |
| 17:48     | 24 WALTON K substitution out  |              |           |   |
| 17:48     | 0 MCMILLIAN C substitution in   |              |           |   |
| 17:47     | 0 MCMILLIAN C foul personal (1 - 2)                                       |              |           | 12 TAYLOR E foul drawn (1)  |
| 17:43     |   |              |           | 5 MANJON E 2pt FG from turnover second chance in the paint, jump shot missed    |
| 17:41     | 5 WILLIAMS D defensive rebound (4)  |              |           |   |
| 17:29     | 0 MCMILLIAN C 2pt FG in the paint, driving layup missed                   |              |           |   |
| 17:29     |   |              |           | 13 PRESLEY M defensive rebound (3)  |
| 17:20     |   | <b>33-29</b> | <b>4</b>  | 2 LUBIN V 2pt FG in the paint, hook shot made (9)                               |
| 17:20     |   |              |           | 12 TAYLOR E assist (1)  |
| 17:01     | 0 MCMILLIAN C 2pt FG in the paint, driving layup made (2)                 | <b>35-29</b> | <b>6</b>  |   |
| 16:42     |   |              |           | 2 LUBIN V 2pt FG outside the paint, jump shot missed                            |
| 16:39     |   |              |           | 12 TAYLOR E offensive rebound (2)   |
| 16:31     | 6 TOUSSAINT J steal (1)   |              |           | 2 LUBIN V turnover lost ball (1)  |
| 16:27     | 6 TOUSSAINT J 3pt FG fast break from turnover, pull up jump shot made (5) | <b>38-29</b> | <b>9</b>  |   |
| 16:02     |   |              |           | 5 MANJON E 2pt FG outside the paint, pull up jump shot missed                   |
| 16:01     | 6 TOUSSAINT J defensive rebound (6)                                       |              |           |   |
| 15:55     | 25 JENNINGS R 2pt FG fast break in the paint, layup made (4)              | <b>40-29</b> | <b>11</b> |   |
| 15:55     | 0 MCMILLIAN C assist (2)  |              |           |   |
| 15:39     |   |              |           | 12 TAYLOR E 2pt FG outside the paint, jump shot missed                          |
| 15:36     |   |              |           | 13 PRESLEY M offensive rebound (4)  |
| 15:34     | 5 WILLIAMS D foul shooting (1 - 3)  |              |           | 13 PRESLEY M foul drawn (1)   |





**Vanderbilt at Texas Tech**

12/16/23 Dickies Arena, Fort Worth  
2023-24 Men's Basketball

**Game Time:** 6:30 PM  
**Game Duration:** 1:51  
**Attendance:** 7,219

**Officials:** Pat Adams, Gerry Pollard, Owen Shortt

| Game Time | TTU  | Score        | Diff      | Vandy   |
|-----------|--|--------------|-----------|---|
| 15:34     | Timeout media  |              |           |   |
| 15:34     | 2 ISAACS P substitution out  |              |           |   |
| 15:34     | 5 WILLIAMS D substitution out  |              |           |   |
| 15:34     | 25 JENNINGS R substitution out   |              |           |   |
| 15:34     | 1 WASHINGTON L substitution in   |              |           |   |
| 15:34     | 22 WASHINGTON W substitution in  |              |           |   |
| 15:34     | 24 WALTON K substitution in  |              |           |   |
| 15:34     |  |              |           | 2 LUBIN V substitution out  |
| 15:34     |  |              |           | 35 LANG C substitution in   |
| 15:34     |  | <b>40-30</b> | <b>10</b> | 13 PRESLEY M free throw 1 - 2 made (1)  |
| 15:34     |  |              |           | 13 PRESLEY M free throw 2 - 2 missed  |
| 15:34     | 24 WALTON K defensive rebound (1)                                      |              |           |   |
| 15:19     | 1 WASHINGTON L 3pt FG , jump shot missed                               |              |           |   |
| 15:14     | 24 WALTON K offensive rebound (2)                                      |              |           |   |
| 15:13     | 24 WALTON K foul drawn (1)   |              |           | 5 MANJON E foul personal (2 - 1)  |
| 15:01     | 0 MCMILLIAN C 2pt FG second chance in the paint, driving layup blocked |              |           |   |
| 15:01     |  |              |           | 35 LANG C block (1)   |
| 14:59     | offensive rebound (27)   |              |           |   |
| 14:59     | 6 TOUSSAINT J foul drawn (2)   |              |           | 5 MANJON E foul double personal (3 - 2)   |
| 14:59     | 6 TOUSSAINT J foul double personal (1 - 4)                             |              |           | 5 MANJON E foul drawn (1)   |
| 14:59     | 6 TOUSSAINT J substitution out   |              |           |   |
| 14:59     | 2 ISAACS P substitution in   |              |           |   |
| 14:57     | 24 WALTON K 2pt FG in the paint, layup missed                          |              |           |   |
| 14:55     | 24 WALTON K offensive rebound (3)                                      |              |           |   |
| 14:54     | 0 MCMILLIAN C 3pt FG second chance, jump shot made (5)                 | <b>43-30</b> | <b>13</b> |   |
| 14:54     | 24 WALTON K assist (1)   |              |           |   |
| 14:27     |  | <b>43-32</b> | <b>11</b> | 35 LANG C 2pt FG in the paint, dunk, made (2)                                   |
| 14:27     |  |              |           | 5 MANJON E assist (3)   |
| 14:02     | 24 WALTON K foul drawn (2)   |              |           | 13 PRESLEY M foul shooting (1 - 3)  |
| 14:02     | 24 WALTON K free throw 1 - 2 made (6)                                  | <b>44-32</b> | <b>12</b> |   |
| 14:02     | 1 WASHINGTON L substitution out  |              |           |   |
| 14:02     | 22 WASHINGTON W substitution out                                       |              |           |   |
| 14:02     | 5 WILLIAMS D substitution in   |              |           |   |
| 14:02     | 25 JENNINGS R substitution in  |              |           |   |
| 14:02     |  |              |           | 5 MANJON E substitution out   |
| 14:02     |  |              |           | 4 WEST I substitution in  |
| 14:02     | 24 WALTON K free throw 2 - 2 made (7)                                  | <b>45-32</b> | <b>13</b> |   |
| 13:41     |  |              |           | 35 LANG C 2pt FG in the paint, dunk, blocked                                    |
| 13:41     | 24 WALTON K block (1)  |              |           |   |
| 13:37     | 0 MCMILLIAN C defensive rebound (1)                                    |              |           |   |
| 13:30     | 5 WILLIAMS D turnover lost ball (3)                                    |              |           | 13 PRESLEY M steal (3)  |
| 13:26     |  |              |           | 13 PRESLEY M 2pt FG fast break from turnover in the paint, driving layup missed |
| 13:22     |  |              |           | offensive rebound (22)  |
| 13:22     | 0 MCMILLIAN C substitution out   |              |           |   |
| 13:22     | 6 TOUSSAINT J substitution in  |              |           |   |
| 13:20     | 5 WILLIAMS D steal (1)   |              |           | 4 WEST I turnover bad pass (1)  |
| 13:16     | 5 WILLIAMS D turnover bad pass (4)                                     |              |           | 0 LAWRENCE T steal (4)  |



**Vanderbilt at Texas Tech**

12/16/23 Dickies Arena, Fort Worth  
2023-24 Men's Basketball

**Game Time:** 6:30 PM  
**Game Duration:** 1:51  
**Attendance:** 7,219

**Officials:** Pat Adams, Gerry Pollard, Owen Shortt

| Game Time | TTU  | Score        | Diff      | Vandy  |
|-----------|--|--------------|-----------|--|
| 13:14     |  | <b>45-34</b> | <b>11</b> | 4 WEST I 2pt FG fast break from turnover in the paint, dunk, made (5)  |
| 13:14     |  |              |           | 0 LAWRENCE T assist (1)  |
| 12:45     | 2 ISAACS P 2pt FG outside the paint, floating jump shot missed |              |           |  |
| 12:41     |  |              |           | 12 TAYLOR E defensive rebound (3)                                      |
| 12:25     |  |              |           | 0 LAWRENCE T 3pt FG , jump shot missed                                 |
| 12:19     |  |              |           | offensive rebound (24)   |
| 12:19     | 2 ISAACS P substitution out                                    |              |           |  |
| 12:19     | 0 MCMILLIAN C substitution in                                  |              |           |  |
| 12:19     |  |              |           | 13 PRESLEY M substitution out  |
| 12:19     |  |              |           | 23 RIVERA-TORRES J substitution in                                     |
| 12:19     | 25 JENNINGS R substitution out                                 |              |           |  |
| 12:19     | 22 WASHINGTON W substitution in                                |              |           |  |
| 12:19     |  |              |           | 35 LANG C substitution out   |
| 12:19     |  |              |           | 2 LUBIN V substitution in  |
| 12:12     |  | <b>45-36</b> | <b>9</b>  | 0 LAWRENCE T 2pt FG second chance in the paint, driving layup made (5) |
| 11:48     | 6 TOUSSAINT J 3pt FG , step back jump shot made (8)            | <b>48-36</b> | <b>12</b> |  |
| 11:48     | 22 WASHINGTON W assist (2)                                     |              |           |  |
| 11:18     |  |              |           | 12 TAYLOR E 2pt FG outside the paint, jump shot blocked                |
| 11:18     | 24 WALTON K block (2)  |              |           |  |
| 11:15     | 5 WILLIAMS D defensive rebound (5)                             |              |           |  |
| 11:06     | 5 WILLIAMS D 3pt FG , jump shot missed                         |              |           |  |
| 11:03     |  |              |           | 12 TAYLOR E defensive rebound (4)                                      |
| 10:52     | 22 WASHINGTON W foul personal (2 - 5)                          |              |           | 2 LUBIN V foul drawn (3)   |
| 10:52     | Timeout media  |              |           |  |
| 10:52     | 5 WILLIAMS D substitution out                                  |              |           |  |
| 10:52     | 24 WALTON K substitution out                                   |              |           |  |
| 10:52     | 1 WASHINGTON L substitution in                                 |              |           |  |
| 10:52     | 2 ISAACS P substitution in                                     |              |           |  |
| 10:52     |  |              |           | 0 LAWRENCE T substitution out  |
| 10:52     |  |              |           | 5 MANJON E substitution in   |
| 10:41     |  | <b>48-38</b> | <b>10</b> | 23 RIVERA-TORRES J 2pt FG in the paint, jump shot made (7)             |
| 10:41     |  |              |           | 5 MANJON E assist (4)  |
| 10:20     | 0 MCMILLIAN C 2pt FG in the paint, dunk, made (7)              | <b>50-38</b> | <b>12</b> |  |
| 10:20     | 2 ISAACS P assist (5)  |              |           |  |
| 10:12     |  |              |           | 23 RIVERA-TORRES J 3pt FG , jump shot missed                           |
| 10:10     | 6 TOUSSAINT J defensive rebound (7)                            |              |           |  |
| 10:06     | 2 ISAACS P foul drawn (1)                                      |              |           | 4 WEST I foul shooting (1 - 4)   |
| 10:06     | 2 ISAACS P free throw fast break 1 - 2 made (12)               | <b>51-38</b> | <b>13</b> |  |
| 10:06     | 2 ISAACS P free throw fast break 2 - 2 made (13)               | <b>52-38</b> | <b>14</b> |  |
| 09:44     |  | <b>52-40</b> | <b>12</b> | 5 MANJON E 2pt FG outside the paint, pull up jump shot made (6)        |
| 09:28     | 2 ISAACS P foul drawn (2)                                      |              |           | 4 WEST I foul personal (2 - 5)   |
| 09:28     | 0 MCMILLIAN C substitution out                                 |              |           |  |
| 09:28     | 24 WALTON K substitution in                                    |              |           |  |
| 09:28     |  |              |           | 12 TAYLOR E substitution out   |
| 09:28     |  |              |           | 13 PRESLEY M substitution in   |
| 09:26     | 24 WALTON K 3pt FG , jump shot made (10)                       | <b>55-40</b> | <b>15</b> |  |
| 09:26     | 2 ISAACS P assist (6)  |              |           |  |



**Vanderbilt at Texas Tech**

12/16/23 Dickies Arena, Fort Worth  
2023-24 Men's Basketball

**Game Time:** 6:30 PM  
**Game Duration:** 1:51  
**Attendance:** 7,219

**Officials:** Pat Adams, Gerry Pollard, Owen Shortt

| Game Time | TTU  | Score        | Diff      | Vandy  |
|-----------|--|--------------|-----------|--|
| 09:12     |  |              |           | 2 LUBIN V 2pt FG in the paint, driving layup blocked             |
| 09:12     | 24 WALTON K block (3)  |              |           |  |
| 09:12     | 24 WALTON K defensive rebound (4)  |              |           |  |
| 08:51     | 2 ISAACS P foul drawn (3)  |              |           | 4 WEST I foul shooting (3 - 6)                                   |
| 08:51     | 2 ISAACS P free throw 1 - 2 made (14)  | <b>56-40</b> | <b>16</b> |  |
| 08:51     | 2 ISAACS P free throw 2 - 2 made (15)  | <b>57-40</b> | <b>17</b> |  |
| 08:51     |  |              |           | 4 WEST I substitution out  |
| 08:51     |  |              |           | 0 LAWRENCE T substitution in                                     |
| 08:35     | jump ball situation  |              |           |  |
| 08:35     | 6 TOUSSAINT J substitution out   |              |           |  |
| 08:35     | 0 MCMILLIAN C substitution in  |              |           |  |
| 08:32     |  |              |           | 0 LAWRENCE T 3pt FG , jump shot missed                           |
| 08:27     |  |              |           | 13 PRESLEY M offensive rebound (5)                               |
| 08:27     |  | <b>57-42</b> | <b>15</b> | 13 PRESLEY M 2pt FG second chance in the paint, layup made (3)   |
| 08:05     | 1 WASHINGTON L foul drawn (2)  |              |           | 23 RIVERA-TORRES J foul shooting (1 - 7)                         |
| 08:05     | 1 WASHINGTON L free throw 1 - 2 made (1)   | <b>58-42</b> | <b>16</b> |  |
| 08:05     | 1 WASHINGTON L free throw 2 - 2 made (2)   | <b>59-42</b> | <b>17</b> |  |
| 07:41     | 0 MCMILLIAN C steal (3)  |              |           | 0 LAWRENCE T turnover lost ball (1)                              |
| 07:38     | 2 ISAACS P 2pt FG fast break from turnover in the paint, driving layup made (17) | <b>61-42</b> | <b>19</b> |  |
| 07:38     | 1 WASHINGTON L assist (3)  |              |           |  |
| 07:35     |  |              |           | Timeout 30 Sec   |
| 07:35     | Timeout media  |              |           |  |
| 07:35     | 2 ISAACS P substitution out  |              |           |  |
| 07:35     | 6 TOUSSAINT J substitution in  |              |           |  |
| 07:35     |  |              |           | 23 RIVERA-TORRES J substitution out                              |
| 07:35     |  |              |           | 12 TAYLOR E substitution in                                      |
| 07:14     |  |              |           | 0 LAWRENCE T 3pt FG , jump shot missed                           |
| 07:10     | 22 WASHINGTON W defensive rebound (6)  |              |           |  |
| 07:09     | jump ball situation  |              |           |  |
| 07:09     | Timeout media  |              |           |  |
| 07:02     | 0 MCMILLIAN C 3pt FG , jump shot made (10)                                       | <b>64-42</b> | <b>22</b> |  |
| 07:02     | 24 WALTON K assist (2)   |              |           |  |
| 06:42     |  |              |           | 12 TAYLOR E 3pt FG , jump shot missed                            |
| 06:39     | 0 MCMILLIAN C defensive rebound (2)  |              |           |  |
| 06:32     | 6 TOUSSAINT J foul offensive (2 - 6)   |              |           | 5 MANJON E foul drawn (2)  |
| 06:32     | 6 TOUSSAINT J turnover offensive (4)   |              |           |  |
| 06:32     | Timeout 30 Sec   |              |           |  |
| 06:32     | 24 WALTON K substitution out   |              |           |  |
| 06:32     | 2 ISAACS P substitution in   |              |           |  |
| 06:15     |  |              |           | 0 LAWRENCE T 2pt FG from turnover in the paint, jump shot missed |
| 06:12     | 22 WASHINGTON W defensive rebound (7)  |              |           |  |
| 05:57     | 6 TOUSSAINT J foul drawn (3)   |              |           | 0 LAWRENCE T foul personal (1 - 8)                               |
| 05:57     | 1 WASHINGTON L substitution out  |              |           |  |
| 05:57     | 22 WASHINGTON W substitution out   |              |           |  |
| 05:57     | 5 WILLIAMS D substitution in   |              |           |  |
| 05:57     | 25 JENNINGS R substitution in  |              |           |  |
| 05:57     | 6 TOUSSAINT J 1&1 free throw 1 made (9)  | <b>65-42</b> | <b>23</b> |  |



**Vanderbilt at Texas Tech**

12/16/23 Dickies Arena, Fort Worth  
2023-24 Men's Basketball

**Game Time:** 6:30 PM  
**Game Duration:** 1:51  
**Attendance:** 7,219

**Officials:** Pat Adams, Gerry Pollard, Owen Shortt

| Game Time | TTU  | Score        | Diff      | Vandy  |
|-----------|--|--------------|-----------|--|
| 05:57     | 6 TOUSSAINT J 1&1 free throw 2 made (10)                 | <b>66-42</b> | <b>24</b> |  |
| 05:43     |  | <b>66-44</b> | <b>22</b> | 12 TAYLOR E 2pt FG outside the paint, pull up jump shot made (7)     |
| 05:43     |  |              |           | 2 LUBIN V assist (1)   |
| 05:07     | 5 WILLIAMS D foul drawn (1)                              |              |           | 12 TAYLOR E foul personal (2 - 9)                                    |
| 05:07     | 0 MCMILLIAN C substitution out                           |              |           |  |
| 05:07     | 24 WALTON K substitution in                              |              |           |  |
| 05:07     | 5 WILLIAMS D 1&1 free throw 1 missed                     |              |           |  |
| 05:07     |  |              |           | 0 LAWRENCE T defensive rebound (3)                                   |
| 04:53     | 25 JENNINGS R foul shooting (2 - 7)                      |              |           | 5 MANJON E foul drawn (3)  |
| 04:53     |  |              |           | 5 MANJON E free throw 1 - 2 missed                                   |
| 04:53     |  |              |           | offensive dead ball rebound (3)                                      |
| 04:53     |  |              |           | 5 MANJON E free throw 2 - 2 missed                                   |
| 04:53     | 25 JENNINGS R defensive rebound (3)                      |              |           |  |
| 04:32     | 5 WILLIAMS D turnover travel (5)                         |              |           |  |
| 04:32     | 6 TOUSSAINT J substitution out                           |              |           |  |
| 04:32     | 0 MCMILLIAN C substitution in                            |              |           |  |
| 04:32     |  |              |           | 12 TAYLOR E substitution out   |
| 04:32     |  |              |           | 24 ROBERTS J substitution in   |
| 04:16     |  | <b>66-46</b> | <b>20</b> | 2 LUBIN V 2pt FG from turnover in the paint, driving layup made (11) |
| 04:16     |  |              |           | 0 LAWRENCE T assist (2)  |
| 03:43     | 24 WALTON K 2pt FG in the paint, driving layup made (12) | <b>68-46</b> | <b>22</b> |  |
| 03:43     | 2 ISAACS P assist (7)                                    |              |           |  |
| 03:27     | 0 MCMILLIAN C foul shooting (2 - 8)                      |              |           | 24 ROBERTS J foul drawn (2)  |
| 03:27     | Timeout media  |              |           |  |
| 03:27     | 5 WILLIAMS D substitution out                            |              |           |  |
| 03:27     | 25 JENNINGS R substitution out                           |              |           |  |
| 03:27     | 1 WASHINGTON L substitution in                           |              |           |  |
| 03:27     | 22 WASHINGTON W substitution in                          |              |           |  |
| 03:27     |  |              |           | 13 PRESLEY M substitution out  |
| 03:27     |  |              |           | 10 WILLIAMS J substitution in  |
| 03:27     |  |              |           | 24 ROBERTS J free throw 1 - 2 missed                                 |
| 03:27     |  |              |           | offensive dead ball rebound (4)                                      |
| 03:27     |  | <b>68-47</b> | <b>21</b> | 24 ROBERTS J free throw 2 - 2 made (1)                               |
| 03:12     | 0 MCMILLIAN C 2pt FG in the paint, dunk, made (12)       | <b>70-47</b> | <b>23</b> |  |
| 03:12     | 22 WASHINGTON W assist (3)                               |              |           |  |
| 02:55     |  | <b>70-50</b> | <b>20</b> | 0 LAWRENCE T 3pt FG , jump shot made (8)                             |
| 02:55     |  |              |           | 5 MANJON E assist (5)  |
| 02:40     | 0 MCMILLIAN C foul drawn (1)                             |              |           | 2 LUBIN V foul shooting (1 - 10)                                     |
| 02:40     | 0 MCMILLIAN C free throw 1 - 2 made (13)                 | <b>71-50</b> | <b>21</b> |  |
| 02:40     | 0 MCMILLIAN C free throw 2 - 2 made (14)                 | <b>72-50</b> | <b>22</b> |  |
| 02:27     | 24 WALTON K foul personal (3 - 9)                        |              |           | 2 LUBIN V foul drawn (4)   |
| 02:27     | 24 WALTON K substitution out                             |              |           |  |
| 02:27     | 6 TOUSSAINT J substitution in                            |              |           |  |
| 02:27     |  | <b>72-51</b> | <b>21</b> | 2 LUBIN V 1&1 free throw 1 made (12)                                 |
| 02:27     |  | <b>72-52</b> | <b>20</b> | 2 LUBIN V 1&1 free throw 2 made (13)                                 |
| 02:04     | 2 ISAACS P 2pt FG in the paint, driving layup blocked    |              |           |  |
| 02:04     |  |              |           | 0 LAWRENCE T block (1)   |
| 02:01     | offensive rebound (37)                                   |              |           |  |



**Vanderbilt at Texas Tech**

12/16/23 Dickies Arena, Fort Worth  
2023-24 Men's Basketball

**Game Time:** 6:30 PM

**Game Duration:** 1:51

**Attendance:** 7,219

**Officials:** Pat Adams, Gerry Pollard, Owen Shortt

| Game Time              | TTU  | Score        | Diff      | Vandy   |
|------------------------|--|--------------|-----------|---|
| 01:58                  | 2 ISAACS P 2pt FG second chance outside the paint, jump shot made (19) | <b>74-52</b> | <b>22</b> |   |
| 01:58                  | 6 TOUSSAINT J assist (4)   |              |           |   |
| 01:44                  |  |              |           | 24 ROBERTS J 3pt FG , jump shot missed                            |
| 01:40                  | 1 WASHINGTON L defensive rebound (4)                                   |              |           |   |
| 01:33                  | 1 WASHINGTON L turnover travel (1)                                     |              |           |   |
| 01:33                  | 1 WASHINGTON L substitution out  |              |           |   |
| 01:33                  | 5 WILLIAMS D substitution in   |              |           |   |
| 01:22                  |  |              |           | 0 LAWRENCE T 3pt FG from turnover, jump shot missed               |
| 01:20                  | 0 MCMILLIAN C defensive rebound (3)                                    |              |           |   |
| 01:12                  | 6 TOUSSAINT J foul drawn (4)   |              |           | 24 ROBERTS J foul personal (1 - 11)                               |
| 01:12                  | 6 TOUSSAINT J free throw 1 - 2 made (11)                               | <b>75-52</b> | <b>23</b> |   |
| 01:12                  | 5 WILLIAMS D substitution out  |              |           |   |
| 01:12                  | 22 WASHINGTON W substitution out                                       |              |           |   |
| 01:12                  | 1 WASHINGTON L substitution in   |              |           |   |
| 01:12                  | 25 JENNINGS R substitution in  |              |           |   |
| 01:12                  | 6 TOUSSAINT J free throw 2 - 2 made (12)                               | <b>76-52</b> | <b>24</b> |   |
| 01:12                  | 6 TOUSSAINT J substitution out   |              |           |   |
| 01:12                  | 21 LINDSAY K substitution in   |              |           |   |
| 01:02                  |  |              |           | 10 WILLIAMS J 3pt FG , jump shot missed                           |
| 01:00                  |  |              |           | 2 LUBIN V offensive rebound (4)                                   |
| 00:59                  |  | <b>76-54</b> | <b>22</b> | 2 LUBIN V 2pt FG second chance in the paint, layup made (15)      |
| 00:32                  | 2 ISAACS P 3pt FG , jump shot missed                                   |              |           |   |
| 00:29                  |  |              |           | 10 WILLIAMS J defensive rebound (1)                               |
| 00:27                  |  |              |           | 24 ROBERTS J 2pt FG fast break in the paint, driving layup missed |
| 00:23                  | 25 JENNINGS R defensive rebound (4)                                    |              |           |   |
| <b>END OF GAME</b>     |  |              |           |   |
| <b>TTU 76-54 Vandy</b> |  |              |           |   |



Vanderbilt at Texas Tech

12/16/23 Dickies Arena, Fort Worth  
2023-24 Men's Basketball

Game Time: 6:30 PM  
Game Duration: 1:51  
Attendance: 7,219

Officials: Pat Adams, Gerry Pollard, Owen Shortt

Vanderbilt - 29

| NO.           | Name                  | F | Min   | FG    |     |      | 3P |    |     | FT |    |    | Rebounds |   |   | Fouls |   | TP  | AS  | TO | ST  | Blocks |   | +/- |
|---------------|-----------------------|---|-------|-------|-----|------|----|----|-----|----|----|----|----------|---|---|-------|---|-----|-----|----|-----|--------|---|-----|
|               |                       |   |       | M-A   | M-A | M-A  | OR | DR | TOT | PF | FD | BS | BA       |   |   |       |   |     |     |    |     |        |   |     |
| 1             | Colin Smith           | F | 00:00 | 0-0   | 0-0 | 0-0  | 0  | 0  | 0   | 0  | 0  | 0  | 0        | 0 | 0 | 0     | 0 | 0   | 0   | 0  | 0   | 0      | 0 |     |
| 2             | Ven-Allen Lubin       | F | 16:45 | 4-6   | 0-0 | 2-2  | 1  | 0  | 1   | 1  | 2  | 10 | 1        | 1 | 1 | 0     | 0 | 1   | 0   | 0  | 1   | -14    |   |     |
| 0             | Tyrin Lawrence        | G | 17:59 | 2-8   | 1-5 | 0-2  | 0  | 2  | 2   | 1  | 1  | 5  | 2        | 1 | 3 | 1     | 0 | 0   | 0   | 0  | -9  |        |   |     |
| 5             | Ezra Manjon           | G | 16:50 | 1-3   | 0-0 | 0-2  | 0  | 0  | 0   | 2  | 3  | 2  | 3        | 0 | 0 | 0     | 0 | 0   | 0   | 0  | -14 |        |   |     |
| 12            | Evan Taylor           | G | 13:35 | 1-4   | 0-1 | 0-0  | 1  | 2  | 3   | 1  | 1  | 2  | 1        | 0 | 0 | 0     | 0 | 0   | 1   | -7 |     |        |   |     |
| 35            | Carter Lang           |   | 03:15 | 1-2   | 0-0 | 0-0  | 0  | 0  | 0   | 0  | 0  | 2  | 0        | 0 | 0 | 0     | 0 | 0   | 1   | 1  | 0   |        |   |     |
| 4             | Isaiah West           |   | 05:11 | 1-1   | 0-0 | 0-0  | 0  | 0  | 0   | 3  | 0  | 2  | 0        | 1 | 0 | 0     | 0 | 0   | 0   | -5 |     |        |   |     |
| 23            | Jason Rivera-Torres   |   | 04:44 | 1-2   | 0-1 | 0-0  | 0  | 0  | 0   | 1  | 0  | 2  | 0        | 0 | 0 | 0     | 0 | 0   | 0   | -8 |     |        |   |     |
| 13            | Malik Presley         |   | 13:42 | 1-3   | 0-0 | 1-2  | 2  | 1  | 3   | 1  | 1  | 3  | 0        | 0 | 2 | 0     | 0 | 0   | -13 |    |     |        |   |     |
| 24            | JaQualon "JQ" Roberts |   | 04:32 | 0-2   | 0-1 | 1-2  | 0  | 0  | 0   | 1  | 1  | 1  | 0        | 0 | 0 | 0     | 0 | 0   | 0   |    |     |        |   |     |
| 10            | Jordan Williams       |   | 03:27 | 0-1   | 0-1 | 0-0  | 0  | 1  | 1   | 0  | 0  | 0  | 0        | 0 | 0 | 0     | 0 | 0   | 0   |    |     |        |   |     |
| Team          |                       |   |       |       |     |      |    |    |     |    |    | 3  | 0        | 3 |   | 0     |   | 0   |     |    |     |        |   |     |
| <b>Totals</b> |                       |   |       | 12-32 | 1-9 | 4-10 | 7  | 6  | 13  | 11 | 9  | 29 | 7        | 3 | 5 | 2     | 3 | -14 |     |    |     |        |   |     |

| Shooting By Period |       |       |
|--------------------|-------|-------|
| 2nd FG%            | 12-32 | 37.5% |
| 3PT%               | 1-9   | 11.1% |
| FT%                | 4-10  | 40%   |
| GM FG%             | 12-32 | 37.5% |
| 3PT%               | 1-9   | 11.1% |
| FT%                | 4-10  | 40.0% |

Dead Ball Rebounds: 3, 0

Technical Fouls::NONE

Texas Tech - 43

| NO.           | Name              | F | Min   | FG    |     |       | 3P |    |     | FT |    |    | Rebounds |   |   | Fouls |   | TP | AS | TO | ST | Blocks |  | +/- |
|---------------|-------------------|---|-------|-------|-----|-------|----|----|-----|----|----|----|----------|---|---|-------|---|----|----|----|----|--------|--|-----|
|               |                   |   |       | M-A   | M-A | M-A   | OR | DR | TOT | PF | FD | BS | BA       |   |   |       |   |    |    |    |    |        |  |     |
| 5             | Darrion Williams  | F | 10:27 | 0-1   | 0-1 | 0-1   | 0  | 3  | 3   | 1  | 1  | 0  | 0        | 4 | 1 | 0     | 0 | 4  |    |    |    |        |  |     |
| 22            | Warren Washington | F | 11:13 | 0-0   | 0-0 | 0-0   | 0  | 2  | 2   | 1  | 0  | 0  | 2        | 0 | 0 | 0     | 0 | 13 |    |    |    |        |  |     |
| 2             | Pop Isaacs        | G | 16:55 | 2-6   | 0-2 | 4-4   | 0  | 1  | 1   | 1  | 3  | 8  | 3        | 1 | 0 | 0     | 1 | 11 |    |    |    |        |  |     |
| 6             | Joe Toussaint     | G | 14:06 | 2-2   | 2-2 | 4-4   | 0  | 2  | 2   | 2  | 3  | 10 | 1        | 2 | 1 | 0     | 0 | 11 |    |    |    |        |  |     |
| 24            | Kerwin Walton     | G | 12:30 | 2-3   | 1-1 | 2-2   | 2  | 2  | 4   | 1  | 2  | 7  | 2        | 0 | 0 | 3     | 0 | 9  |    |    |    |        |  |     |
| 25            | Robert Jennings   |   | 08:47 | 1-1   | 0-0 | 0-0   | 0  | 2  | 2   | 1  | 0  | 2  | 0        | 0 | 0 | 0     | 0 | 1  |    |    |    |        |  |     |
| 0             | Chance McMillian  |   | 15:17 | 5-7   | 2-2 | 2-2   | 0  | 3  | 3   | 2  | 1  | 14 | 1        | 0 | 1 | 0     | 1 | 13 |    |    |    |        |  |     |
| 1             | Lamar Washington  |   | 09:33 | 0-1   | 0-1 | 2-2   | 0  | 1  | 1   | 0  | 1  | 2  | 1        | 1 | 0 | 0     | 0 | 10 |    |    |    |        |  |     |
| 21            | KyeRon Lindsay    |   | 01:12 | 0-0   | 0-0 | 0-0   | 0  | 0  | 0   | 0  | 0  | 0  | 0        | 0 | 0 | 0     | 0 | -2 |    |    |    |        |  |     |
| Team          |                   |   |       |       |     |       |    |    |     |    |    | 2  | 0        | 2 |   | 0     |   | 0  |    |    |    |        |  |     |
| <b>Totals</b> |                   |   |       | 12-21 | 5-9 | 14-15 | 4  | 16 | 20  | 9  | 11 | 43 | 10       | 8 | 3 | 3     | 2 | 14 |    |    |    |        |  |     |

| Shooting By Period |       |       |
|--------------------|-------|-------|
| 2nd FG%            | 12-21 | 57.1% |
| 3PT%               | 5-9   | 55.6% |
| FT%                | 14-15 | 93.3% |
| GM FG%             | 12-21 | 57.1% |
| 3PT%               | 5-9   | 55.6% |
| FT%                | 14-15 | 93.3% |

Dead Ball Rebounds: 0, 0

Technical Fouls::NONE

|                  | Vandy                     | TTU                       |
|------------------|---------------------------|---------------------------|
| Biggest lead     | 0 (1 <sup>st</sup> 20:00) | 24 (2 <sup>nd</sup> 5:57) |
| Best Scoring Run | 4(2 <sup>nd</sup> 17:20)  | 9(2 <sup>nd</sup> 5:57)   |
| Lead Changes     | 0                         |                           |
| Times Tied       | 0                         |                           |
| Time with Lead   | 00:00                     | 19:25                     |

| Points from   | Vandy | TTU |
|---------------|-------|-----|
| Turnovers     | 4     | 5   |
| Paint         | 18    | 12  |
| Second Chance | 7     | 5   |
| Fast Breaks   | 2     | 9   |
| Bench         | 10    | 18  |

|       | Period by Period Scoring |     |     |
|-------|--------------------------|-----|-----|
|       | 1st                      | 2nd | TOT |
| Vandy | 25                       | 29  | 54  |
| TTU   | 33                       | 43  | 76  |



**Vanderbilt at Texas Tech**

12/16/23 Dickies Arena, Fort Worth  
2023-24 Men's Basketball

**Game Time:** 6:30 PM  
**Game Duration:** 1:51  
**Attendance:** 7,219

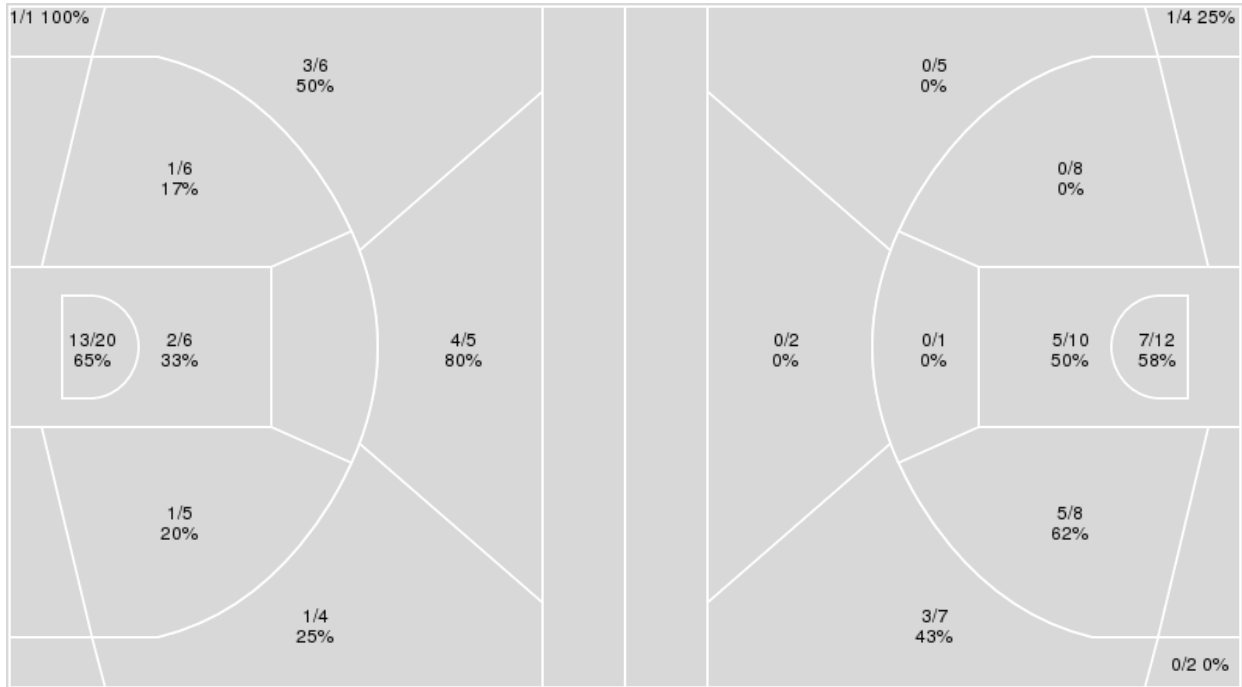
**Officials:** Pat Adams, Gerry Pollard, Owen Shortt

{ Players => 0, 1, 2, 3, 5, 6, 10, 11, 21, 22, 23, 24, 25, 35; } FG Types => All; Results => All;

{ Players => 0, 1, 2, 3, 4, 5, 10, 12, 13, 15, 21, 22, 23, 24, 25, 34, 35; } FG Types => All; Results => All;

**Texas Tech**

**Vanderbilt**



| Texas Tech  | M/A   | %  |
|-------------|-------|----|
| Field Goals | 26/53 | 49 |
| 2 Points    | 17/37 | 46 |
| 3 Points    | 9/16  | 56 |
| Free Throws | 15/17 | 88 |

| Vanderbilt  | M/A   | %  |
|-------------|-------|----|
| Field Goals | 21/59 | 36 |
| 2 Points    | 17/39 | 44 |
| 3 Points    | 4/20  | 20 |
| Free Throws | 8/15  | 53 |



**Vanderbilt at Texas Tech**

12/16/23 Dickies Arena, Fort Worth  
2023-24 Men's Basketball

Game Time: 6:30 PM  
Game Duration: 1:51  
Attendance: 7,219

Officials: Pat Adams, Gerry Pollard, Owen Shortt

**Vanderbilt**

| No | Name                  | Mins  |       | Score   |         | Points Diff |     | Points per Min |      | Assists |     | Rebounds |     | Steals |     | Turnovers |     |
|----|-----------------------|-------|-------|---------|---------|-------------|-----|----------------|------|---------|-----|----------|-----|--------|-----|-----------|-----|
|    |                       | On    | Off   | On      | Off     | On          | Off | On             | Off  | On      | Off | On       | Off | On     | Off | On        | Off |
| 0  | Tyrin Lawrence        | 29:28 | 10:32 | 33 - 53 | 21 - 23 | -20         | -2  | 1.12           | 1.99 | 6       | 5   | 23       | 6   | 6      | 1   | 6         | 3   |
| 1  | Colin Smith           | 04:08 | 35:52 | 2 - 9   | 52 - 67 | -7          | -15 | 0.48           | 1.45 | 0       | 11  | 4        | 25  | 1      | 6   | 2         | 7   |
| 2  | Ven-Allen Lubin       | 31:26 | 08:34 | 41 - 63 | 13 - 13 | -22         | 0   | 1.30           | 1.52 | 8       | 3   | 22       | 7   | 5      | 2   | 7         | 2   |
| 3  | Paul Lewis            | 05:57 | 34:03 | 7 - 12  | 47 - 64 | -5          | -17 | 1.18           | 1.38 | 2       | 9   | 5        | 24  | 0      | 7   | 1         | 8   |
| 4  | Isaiah West           | 09:47 | 30:13 | 20 - 17 | 34 - 59 | 3           | -25 | 2.04           | 1.13 | 4       | 7   | 7        | 22  | 3      | 4   | 3         | 6   |
| 5  | Ezra Manjon           | 30:53 | 09:07 | 43 - 60 | 11 - 16 | -17         | -5  | 1.39           | 1.21 | 8       | 3   | 20       | 9   | 5      | 2   | 7         | 2   |
| 10 | Jordan Williams       | 03:27 | 36:33 | 8 - 8   | 46 - 68 | 0           | -22 | 2.32           | 1.26 | 1       | 10  | 2        | 27  | 0      | 7   | 0         | 9   |
| 12 | Evan Taylor           | 30:41 | 09:19 | 39 - 53 | 15 - 23 | -14         | -8  | 1.27           | 1.61 | 9       | 2   | 23       | 6   | 7      | 0   | 7         | 2   |
| 13 | Malik Presley         | 19:31 | 20:29 | 27 - 34 | 27 - 42 | -7          | -15 | 1.38           | 1.32 | 7       | 4   | 14       | 15  | 6      | 1   | 5         | 4   |
| 21 | Tasos Kamateros       | 04:06 | 35:54 | 4 - 6   | 50 - 70 | -2          | -20 | 0.98           | 1.39 | 0       | 11  | 3        | 26  | 0      | 7   | 1         | 8   |
| 23 | Jason Rivera-Torres   | 11:33 | 28:27 | 16 - 30 | 38 - 46 | -14         | -8  | 1.39           | 1.34 | 3       | 8   | 8        | 21  | 0      | 7   | 3         | 6   |
| 24 | JaQualon "JQ" Roberts | 10:29 | 29:31 | 17 - 22 | 37 - 54 | -5          | -17 | 1.62           | 1.25 | 4       | 7   | 7        | 22  | 0      | 7   | 1         | 8   |
| 35 | Carter Lang           | 08:34 | 31:26 | 13 - 13 | 41 - 63 | 0           | -22 | 1.52           | 1.30 | 3       | 8   | 7        | 22  | 2      | 5   | 2         | 7   |

**Texas Tech**

| No | Name              | Mins  |       | Score   |         | Points Diff |     | Points per Min |      | Assists |     | Rebounds |     | Steals |     | Turnovers |     |
|----|-------------------|-------|-------|---------|---------|-------------|-----|----------------|------|---------|-----|----------|-----|--------|-----|-----------|-----|
|    |                   | On    | Off   | On      | Off     | On          | Off | On             | Off  | On      | Off | On       | Off | On     | Off | On        | Off |
| 0  | Chance McMillian  | 31:09 | 08:51 | 62 - 48 | 14 - 6  | 14          | 8   | 1.99           | 1.58 | 18      | 4   | 31       | 9   | 5      | 3   | 6         | 6   |
| 1  | Lamar Washington  | 14:46 | 25:14 | 35 - 22 | 41 - 32 | 13          | 9   | 2.37           | 1.62 | 10      | 12  | 17       | 23  | 2      | 6   | 2         | 10  |
| 2  | Pop Isaacs        | 33:00 | 07:00 | 66 - 40 | 10 - 14 | 26          | -4  | 2.00           | 1.43 | 19      | 3   | 30       | 10  | 7      | 1   | 10        | 2   |
| 5  | Darrion Williams  | 25:14 | 14:46 | 41 - 32 | 35 - 22 | 9           | 13  | 1.62           | 2.37 | 12      | 10  | 23       | 17  | 6      | 2   | 10        | 2   |
| 6  | Joe Toussaint     | 33:14 | 06:46 | 59 - 42 | 17 - 12 | 17          | 5   | 1.78           | 2.51 | 17      | 5   | 36       | 4   | 6      | 2   | 11        | 1   |
| 21 | KyeRon Lindsay    | 01:12 | 38:48 | 0 - 2   | 76 - 52 | -2          | 24  | 0.00           | 1.96 | 0       | 22  | 1        | 39  | 0      | 8   | 0         | 12  |
| 22 | Warren Washington | 26:27 | 13:33 | 54 - 35 | 22 - 19 | 19          | 3   | 2.04           | 1.62 | 16      | 6   | 28       | 12  | 5      | 3   | 8         | 4   |
| 24 | Kerwin Walton     | 21:25 | 18:35 | 41 - 30 | 35 - 24 | 11          | 11  | 1.91           | 1.88 | 12      | 10  | 22       | 18  | 6      | 2   | 9         | 3   |
| 25 | Robert Jennings   | 13:33 | 26:27 | 22 - 19 | 54 - 35 | 3           | 19  | 1.62           | 2.04 | 6       | 16  | 12       | 28  | 3      | 5   | 4         | 8   |



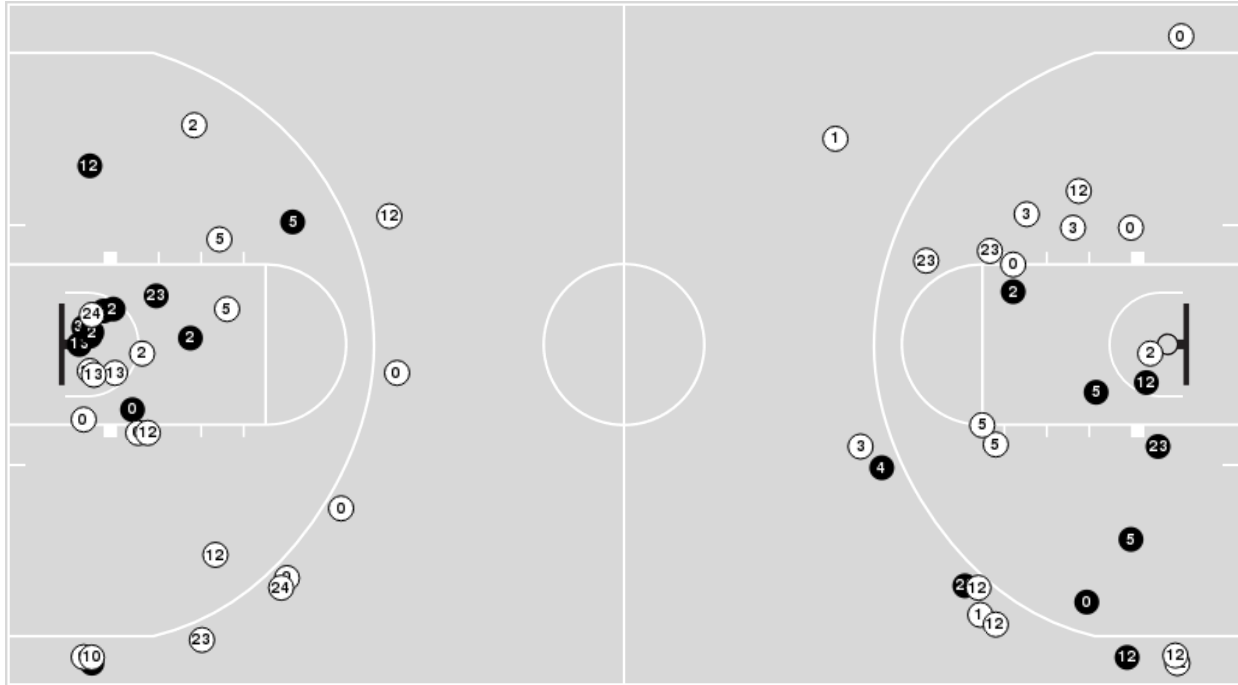


**Officials:** Pat Adams, Gerry Pollard, Owen Shortt

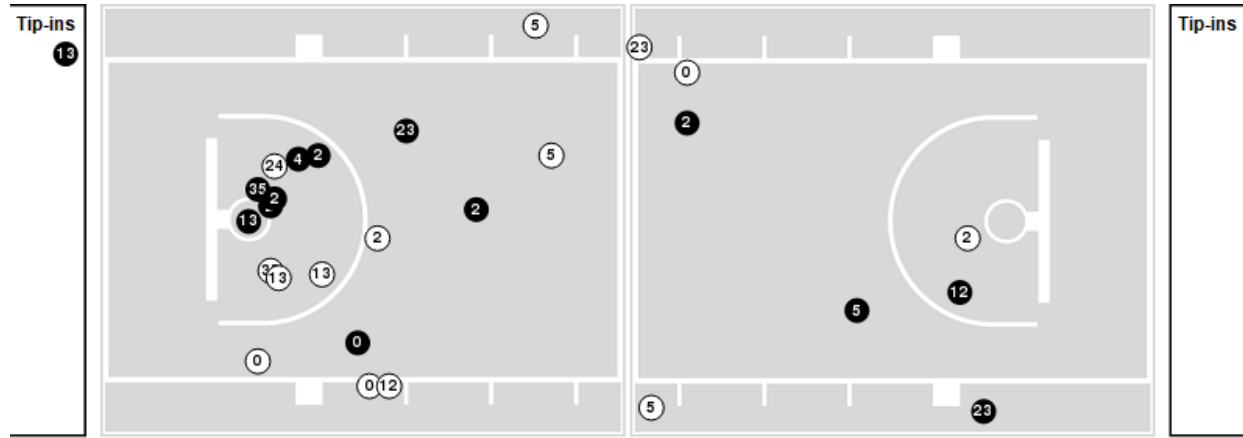
Players => 0, 1, 2, 3, 4, 5, 10, 12, 13, 15, 21, 22, 23, 24, 25, 34, 35 FG Types=>All Results=>All

**Vanderbilt**

**All Field Goals**



**Blow Up Chart**



● Made ○ Missed N - Player Number

| Vanderbilt  | M/A   | %  |
|-------------|-------|----|
| Field Goals | 21/59 | 36 |
| 2 Points    | 17/39 | 44 |
| 3 Points    | 4/20  | 20 |
| Free Throws | 8/15  | 53 |

| Vanderbilt           | M/A          | %  |
|----------------------|--------------|----|
| Points in the Paint  | 24 (12 / 22) | 55 |
| Fast Break Points    | 2 (1/8)      | 12 |
| Second Chance Points | 7 (4/8)      | 50 |
| Effective FG%        | 39           |    |





**Vanderbilt at Texas Tech**

12/16/23 Dickies Arena, Fort Worth  
2023-24 Men's Basketball

**Game Time:** 6:30 PM  
**Game Duration:** 1:51  
**Attendance:** 7,219

**Officials:** Pat Adams, Gerry Pollard, Owen Shortt

**Vanderbilt**

| Lineup  | Quarter On | Time On | Quarter Off | Time Off | Time on Court | Score | Score Diff | Reb | Stl | Tov | Ass | PPP    |
|---|------------|---------|-------------|----------|---------------|-------|------------|-----|-----|-----|-----|--------|
| 0- Lawrence T/ 1- Smith C/ 2- Lubin V/ 5- Manjon E/ 12- Taylor E/             | 1          | 20:00   | 1           | 15:52    | 04:08         | 2-9   | -7         | 4   | 1   | 2   | 0   | 0.2857 |
| 0- Lawrence T/ 2- Lubin V/ 5- Manjon E/ 12- Taylor E/ 21- Kamateros T/        | 1          | 15:52   | 1           | 13:40    | 02:12         | 1-2   | -1         | 2   | 0   | 0   | 0   | 0.3472 |
| 0- Lawrence T/ 5- Manjon E/ 12- Taylor E/ 21- Kamateros T/ 35- Lang C/        | 1          | 13:40   | 1           | 12:38    | 01:02         | 2-2   | 0          | 0   | 0   | 0   | 0   | 2.0000 |
| 0- Lawrence T/ 5- Manjon E/ 21- Kamateros T/ 23- Rivera-Torres J/ 35- Lang C/ | 1          | 12:38   | 1           | 11:46    | 00:52         | 1-2   | -1         | 1   | 0   | 1   | 0   | 0.6944 |
| 0- Lawrence T/ 3- Lewis P/ 23- Rivera-Torres J/ 24- Roberts J/ 35- Lang C/    | 1          | 11:46   | 1           | 09:44    | 02:02         | 2-2   | 0          | 2   | 0   | 0   | 0   | 1.0000 |
| 3- Lewis P/ 12- Taylor E/ 23- Rivera-Torres J/ 24- Roberts J/ 35- Lang C/     | 1          | 09:44   | 1           | 08:21    | 01:23         | 3-2   | 1          | 1   | 0   | 0   | 1   | 1.0000 |
| 2- Lubin V/ 3- Lewis P/ 12- Taylor E/ 23- Rivera-Torres J/ 24- Roberts J/     | 1          | 08:21   | 1           | 05:49    | 02:32         | 2-8   | -6         | 2   | 0   | 1   | 1   | 0.5000 |
| 2- Lubin V/ 4- West I/ 5- Manjon E/ 12- Taylor E/ 13- Presley M/              | 1          | 05:49   | 1           | 01:13    | 04:36         | 12-4  | 8          | 3   | 1   | 2   | 2   | 1.7442 |
| 0- Lawrence T/ 2- Lubin V/ 5- Manjon E/ 12- Taylor E/ 13- Presley M/          | 1          | 01:13   | 2           | 15:34    | 05:39         | 4-9   | -5         | 6   | 3   | 1   | 1   | 0.4505 |
| 0- Lawrence T/ 5- Manjon E/ 12- Taylor E/ 13- Presley M/ 35- Lang C/          | 2          | 15:34   | 2           | 14:02    | 01:32         | 3-4   | -1         | 0   | 0   | 0   | 1   | 1.5957 |
| 0- Lawrence T/ 4- West I/ 12- Taylor E/ 13- Presley M/ 35- Lang C/            | 2          | 14:02   | 2           | 12:19    | 01:43         | 2-1   | 1          | 3   | 2   | 1   | 1   | 0.6667 |
| 0- Lawrence T/ 4- West I/ 12- Taylor E/ 23- Rivera-Torres J/ 35- Lang C/      | 2          | 12:19   | 2           | 12:19    | 00:00         | 0-0   | 0          | 0   | 0   | 0   | 0   | 0.0000 |
| 0- Lawrence T/ 2- Lubin V/ 4- West I/ 12- Taylor E/ 23- Rivera-Torres J/      | 2          | 12:19   | 2           | 10:52    | 01:27         | 2-3   | -1         | 1   | 0   | 0   | 0   | 1.0000 |
| 2- Lubin V/ 4- West I/ 5- Manjon E/ 12- Taylor E/ 23- Rivera-Torres J/        | 2          | 10:52   | 2           | 09:28    | 01:24         | 4-4   | 0          | 0   | 0   | 0   | 1   | 1.3333 |
| 2- Lubin V/ 4- West I/ 5- Manjon E/ 13- Presley M/ 23- Rivera-Torres J/       | 2          | 09:28   | 2           | 08:51    | 00:37         | 0-5   | -5         | 0   | 0   | 0   | 0   | 0.0000 |
| 0- Lawrence T/ 2- Lubin V/ 5- Manjon E/ 13- Presley M/ 23- Rivera-Torres J/   | 2          | 08:51   | 2           | 07:35    | 01:16         | 2-4   | -2         | 1   | 0   | 1   | 0   | 1.0000 |
| 0- Lawrence T/ 2- Lubin V/ 5- Manjon E/ 12- Taylor E/ 13- Presley M/          | 2          | 07:35   | 2           | 04:32    | 03:03         | 2-5   | -3         | 1   | 0   | 0   | 1   | 0.4098 |
| 0- Lawrence T/ 2- Lubin V/ 5- Manjon E/ 13- Presley M/ 24- Roberts J/         | 2          | 04:32   | 2           | 03:27    | 01:05         | 2-2   | 0          | 0   | 0   | 0   | 1   | 2.0000 |
| 0- Lawrence T/ 2- Lubin V/ 5- Manjon E/ 10- Williams J/ 24- Roberts J/        | 2          | 03:27   | 2           | 00:00    | 03:27         | 8-8   | 0          | 2   | 0   | 0   | 1   | 1.1834 |



**Vanderbilt at Texas Tech**

12/16/23 Dickies Arena, Fort Worth  
2023-24 Men's Basketball

**Game Time:** 6:30 PM  
**Game Duration:** 1:51  
**Attendance:** 7,219

**Officials:** Pat Adams, Gerry Pollard, Owen Shortt

**Texas Tech**

| Lineup   | Quarter On | Time On | Quarter Off | Time Off | Time on Court | Score | Score Diff | Reb | Stl | Tov | Ass | PPP    |
|--|------------|---------|-------------|----------|---------------|-------|------------|-----|-----|-----|-----|--------|
| 2- Isaacs P/ 5- Williams D/ 6- Toussaint J/ 22- Washington W/ 24- Walton K/      | 1          | 20:00   | 1           | 17:01    | 02:59         | 9-0   | 9          | 4   | 2   | 1   | 3   | 1.5000 |
| 2- Isaacs P/ 5- Williams D/ 6- Toussaint J/ 24- Walton K/ 25- Jennings R/        | 1          | 17:01   | 1           | 15:52    | 01:09         | 0-2   | -2         | 1   | 0   | 0   | 0   | 0.0000 |
| 0- McMillian C/ 2- Isaacs P/ 5- Williams D/ 6- Toussaint J/ 22- Washington W/    | 1          | 15:52   | 1           | 14:57    | 00:55         | 0-1   | -1         | 0   | 0   | 1   | 0   | 0.0000 |
| 0- McMillian C/ 1- Washington L/ 2- Isaacs P/ 6- Toussaint J/ 22- Washington W/  | 1          | 14:57   | 1           | 13:43    | 01:14         | 2-0   | 2          | 1   | 0   | 0   | 1   | 2.0000 |
| 0- McMillian C/ 1- Washington L/ 6- Toussaint J/ 22- Washington W/ 24- Walton K/ | 1          | 13:43   | 1           | 13:43    | 00:00         | 0-0   | 0          | 0   | 0   | 0   | 0   | 0.0000 |
| 0- McMillian C/ 1- Washington L/ 6- Toussaint J/ 24- Walton K/ 25- Jennings R/   | 1          | 13:43   | 1           | 12:38    | 01:05         | 2-3   | -1         | 2   | 0   | 0   | 1   | 2.0000 |
| 0- McMillian C/ 1- Washington L/ 2- Isaacs P/ 22- Washington W/ 24- Walton K/    | 1          | 12:38   | 1           | 11:46    | 00:52         | 2-0   | 2          | 1   | 1   | 0   | 1   | 1.0000 |
| 0- McMillian C/ 1- Washington L/ 2- Isaacs P/ 6- Toussaint J/ 22- Washington W/  | 1          | 11:46   | 1           | 09:44    | 02:02         | 2-2   | 0          | 1   | 0   | 0   | 0   | 1.0000 |
| 0- McMillian C/ 2- Isaacs P/ 5- Williams D/ 6- Toussaint J/ 22- Washington W/    | 1          | 09:44   | 1           | 08:21    | 01:23         | 3-3   | 0          | 2   | 0   | 0   | 1   | 1.0417 |
| 0- McMillian C/ 2- Isaacs P/ 5- Williams D/ 6- Toussaint J/ 25- Jennings R/      | 1          | 08:21   | 1           | 05:49    | 02:32         | 7-2   | 5          | 3   | 1   | 0   | 3   | 1.7500 |
| 0- McMillian C/ 5- Williams D/ 6- Toussaint J/ 22- Washington W/ 24- Walton K/   | 1          | 05:49   | 1           | 02:59    | 02:50         | 2-8   | -6         | 2   | 1   | 1   | 0   | 0.6667 |
| 0- McMillian C/ 2- Isaacs P/ 5- Williams D/ 6- Toussaint J/ 22- Washington W/    | 1          | 02:59   | 2           | 20:00    | 02:59         | 4-4   | 0          | 3   | 0   | 1   | 2   | 0.8000 |
| 2- Isaacs P/ 5- Williams D/ 6- Toussaint J/ 22- Washington W/ 24- Walton K/      | 2          | 20:00   | 2           | 18:56    | 01:04         | 0-0   | 0          | 1   | 0   | 2   | 0   | 0.0000 |
| 2- Isaacs P/ 5- Williams D/ 6- Toussaint J/ 24- Walton K/ 25- Jennings R/        | 2          | 18:56   | 2           | 17:48    | 01:08         | 0-2   | -2         | 1   | 0   | 1   | 0   | 0.0000 |
| 0- McMillian C/ 2- Isaacs P/ 5- Williams D/ 6- Toussaint J/ 25- Jennings R/      | 2          | 17:48   | 2           | 15:34    | 02:14         | 7-2   | 5          | 2   | 1   | 0   | 1   | 1.7500 |
| 0- McMillian C/ 1- Washington L/ 6- Toussaint J/ 22- Washington W/ 24- Walton K/ | 2          | 15:34   | 2           | 14:59    | 00:35         | 0-1   | -1         | 3   | 0   | 0   | 0   | 0.0000 |
| 0- McMillian C/ 1- Washington L/ 2- Isaacs P/ 22- Washington W/ 24- Walton K/    | 2          | 14:59   | 2           | 14:02    | 00:57         | 4-2   | 2          | 1   | 0   | 0   | 1   | 2.7778 |
| 0- McMillian C/ 2- Isaacs P/ 5- Williams D/ 24- Walton K/ 25- Jennings R/        | 2          | 14:02   | 2           | 13:22    | 00:40         | 1-0   | 1          | 1   | 0   | 1   | 0   | 0.6944 |
| 2- Isaacs P/ 5- Williams D/ 6- Toussaint J/ 24- Walton K/ 25- Jennings R/        | 2          | 13:22   | 2           | 12:19    | 01:03         | 0-2   | -2         | 0   | 1   | 1   | 0   | 0.0000 |
| 0- McMillian C/ 5- Williams D/ 6- Toussaint J/ 24- Walton K/ 25- Jennings R/     | 2          | 12:19   | 2           | 12:19    | 00:00         | 0-0   | 0          | 0   | 0   | 0   | 0   | 0.0000 |
| 0- McMillian C/ 5- Williams D/ 6- Toussaint J/ 22- Washington W/ 24- Walton K/   | 2          | 12:19   | 2           | 10:52    | 01:27         | 3-2   | 1          | 1   | 0   | 0   | 1   | 1.5000 |
| 0- McMillian C/ 1- Washington L/ 2- Isaacs P/ 6- Toussaint J/ 22- Washington W/  | 2          | 10:52   | 2           | 09:28    | 01:24         | 4-4   | 0          | 1   | 0   | 0   | 1   | 2.1277 |
| 1- Washington L/ 2- Isaacs P/ 6- Toussaint J/ 22- Washington W/ 24- Walton K/    | 2          | 09:28   | 2           | 08:35    | 00:53         | 5-0   | 5          | 1   | 0   | 0   | 1   | 2.6596 |
| 0- McMillian C/ 1- Washington L/ 2- Isaacs P/ 22- Washington W/ 24- Walton K/    | 2          | 08:35   | 2           | 07:35    | 01:00         | 4-2   | 2          | 0   | 1   | 0   | 1   | 2.1277 |
| 0- McMillian C/ 1- Washington L/ 6- Toussaint J/ 22- Washington W/ 24- Walton K/ | 2          | 07:35   | 2           | 06:32    | 01:03         | 3-0   | 3          | 2   | 0   | 1   | 1   | 1.5000 |
| 0- McMillian C/ 1- Washington L/ 2- Isaacs P/ 6- Toussaint J/ 22- Washington W/  | 2          | 06:32   | 2           | 05:57    | 00:35         | 0-0   | 0          | 1   | 0   | 0   | 0   | 0.0000 |
| 0- McMillian C/ 2- Isaacs P/ 5- Williams D/ 6- Toussaint J/ 25- Jennings R/      | 2          | 05:57   | 2           | 05:07    | 00:50         | 2-2   | 0          | 0   | 0   | 0   | 0   | 2.2727 |
| 2- Isaacs P/ 5- Williams D/ 6- Toussaint J/ 24- Walton K/ 25- Jennings R/        | 2          | 05:07   | 2           | 04:32    | 00:35         | 0-0   | 0          | 1   | 0   | 1   | 0   | 0.0000 |
| 0- McMillian C/ 2- Isaacs P/ 5- Williams D/ 24- Walton K/ 25- Jennings R/        | 2          | 04:32   | 2           | 03:27    | 01:05         | 2-2   | 0          | 0   | 0   | 0   | 1   | 2.0000 |
| 0- McMillian C/ 1- Washington L/ 2- Isaacs P/ 22- Washington W/ 24- Walton K/    | 2          | 03:27   | 2           | 02:27    | 01:00         | 4-4   | 0          | 0   | 0   | 0   | 1   | 2.1277 |
| 0- McMillian C/ 1- Washington L/ 2- Isaacs P/ 6- Toussaint J/ 22- Washington W/  | 2          | 02:27   | 2           | 01:33    | 00:54         | 2-2   | 0          | 2   | 0   | 1   | 1   | 1.0000 |
| 0- McMillian C/ 2- Isaacs P/ 5- Williams D/ 6- Toussaint J/ 22- Washington W/    | 2          | 01:33   | 2           | 01:12    | 00:21         | 1-0   | 1          | 1   | 0   | 0   | 0   | 2.2727 |
| 0- McMillian C/ 1- Washington L/ 2- Isaacs P/ 6- Toussaint J/ 25- Jennings R/    | 2          | 01:12   | 2           | 01:12    | 00:00         | 1-0   | 1          | 0   | 0   | 0   | 0   | 2.2727 |
| 0- McMillian C/ 1- Washington L/ 2- Isaacs P/ 21- Lindsay K/ 25- Jennings R/     | 2          | 01:12   | 2           | 00:00    | 01:12         | 0-2   | -2         | 1   | 0   | 0   | 0   | 0.0000 |



**Vanderbilt at Texas Tech**

12/16/23 Dickies Arena, Fort Worth  
2023-24 Men's Basketball

**Game Time:** 6:30 PM  
**Game Duration:** 1:51  
**Attendance:** 7,219

**Officials:** Pat Adams, Gerry Pollard, Owen Shortt

**Vanderbilt**

| Lineup  | Time  | Score | Score Diff | Pts/Min | Reb | Stl | Tov | Ass | PPP    |
|---|-------|-------|------------|---------|-----|-----|-----|-----|--------|
| 0- Lawrence T/ 2- Lubin V/ 5- Manjon E/ 12- Taylor E/ 13- Presley M/          | 08:42 | 6-14  | -8         | 0.6897  | 7   | 3   | 1   | 2   | 0.4360 |
| 2- Lubin V/ 4- West I/ 5- Manjon E/ 12- Taylor E/ 13- Presley M/              | 04:36 | 12-4  | 8          | 2.6087  | 3   | 1   | 2   | 2   | 1.7442 |
| 0- Lawrence T/ 1- Smith C/ 2- Lubin V/ 5- Manjon E/ 12- Taylor E/             | 04:08 | 2-9   | -7         | 0.4839  | 4   | 1   | 2   | 0   | 0.2857 |
| 0- Lawrence T/ 2- Lubin V/ 5- Manjon E/ 10- Williams J/ 24- Roberts J/        | 03:27 | 8-8   | 0          | 2.3188  | 2   | 0   | 0   | 1   | 1.1834 |
| 2- Lubin V/ 3- Lewis P/ 12- Taylor E/ 23- Rivera-Torres J/ 24- Roberts J/     | 02:32 | 2-8   | -6         | 0.7895  | 2   | 0   | 1   | 1   | 0.5000 |
| 0- Lawrence T/ 2- Lubin V/ 5- Manjon E/ 12- Taylor E/ 21- Kamateros T/        | 02:12 | 1-2   | -1         | 0.4545  | 2   | 0   | 0   | 0   | 0.3472 |
| 0- Lawrence T/ 3- Lewis P/ 23- Rivera-Torres J/ 24- Roberts J/ 35- Lang C/    | 02:02 | 2-2   | 0          | 0.9836  | 2   | 0   | 0   | 0   | 1.0000 |
| 0- Lawrence T/ 4- West I/ 12- Taylor E/ 13- Presley M/ 35- Lang C/            | 01:43 | 2-1   | 1          | 1.1650  | 3   | 2   | 1   | 1   | 0.6667 |
| 0- Lawrence T/ 5- Manjon E/ 12- Taylor E/ 13- Presley M/ 35- Lang C/          | 01:32 | 3-4   | -1         | 1.9565  | 0   | 0   | 0   | 1   | 1.5957 |
| 0- Lawrence T/ 2- Lubin V/ 4- West I/ 12- Taylor E/ 23- Rivera-Torres J/      | 01:27 | 2-3   | -1         | 1.3793  | 1   | 0   | 0   | 0   | 1.0000 |
| 2- Lubin V/ 4- West I/ 5- Manjon E/ 12- Taylor E/ 23- Rivera-Torres J/        | 01:24 | 4-4   | 0          | 2.8571  | 0   | 0   | 0   | 1   | 1.3333 |
| 3- Lewis P/ 12- Taylor E/ 23- Rivera-Torres J/ 24- Roberts J/ 35- Lang C/     | 01:23 | 3-2   | 1          | 2.1687  | 1   | 0   | 0   | 1   | 1.0000 |
| 0- Lawrence T/ 2- Lubin V/ 5- Manjon E/ 13- Presley M/ 23- Rivera-Torres J/   | 01:16 | 2-4   | -2         | 1.5789  | 1   | 0   | 1   | 0   | 1.0000 |
| 0- Lawrence T/ 2- Lubin V/ 5- Manjon E/ 13- Presley M/ 24- Roberts J/         | 01:05 | 2-2   | 0          | 1.8462  | 0   | 0   | 0   | 1   | 2.0000 |
| 0- Lawrence T/ 5- Manjon E/ 12- Taylor E/ 21- Kamateros T/ 35- Lang C/        | 01:02 | 2-2   | 0          | 1.9355  | 0   | 0   | 0   | 0   | 2.0000 |
| 0- Lawrence T/ 5- Manjon E/ 21- Kamateros T/ 23- Rivera-Torres J/ 35- Lang C/ | 00:52 | 1-2   | -1         | 1.1538  | 1   | 0   | 1   | 0   | 0.6944 |
| 2- Lubin V/ 4- West I/ 5- Manjon E/ 13- Presley M/ 23- Rivera-Torres J/       | 00:37 | 0-5   | -5         | 0.0000  | 0   | 0   | 0   | 0   | 0.0000 |
| 0- Lawrence T/ 4- West I/ 12- Taylor E/ 23- Rivera-Torres J/ 35- Lang C/      | 00:00 | 0-0   | 0          | NaN     | 0   | 0   | 0   | 0   | 0.0000 |



**Vanderbilt at Texas Tech**

12/16/23 Dickies Arena, Fort Worth  
2023-24 Men's Basketball

**Game Time:** 6:30 PM  
**Game Duration:** 1:51  
**Attendance:** 7,219

**Officials:** Pat Adams, Gerry Pollard, Owen Shortt

**Texas Tech**

| Lineup   | Time  | Score | Score Diff | Pts/Min | Reb | Stl | Tov | Ass | PPP    |
|--|-------|-------|------------|---------|-----|-----|-----|-----|--------|
| 0- McMillian C/ 1- Washington L/ 2- Isaacs P/ 6- Toussaint J/ 22- Washington W/  | 06:09 | 10-8  | 2          | 1.6260  | 6   | 0   | 1   | 3   | 1.4535 |
| 0- McMillian C/ 2- Isaacs P/ 5- Williams D/ 6- Toussaint J/ 22- Washington W/    | 05:38 | 8-8   | 0          | 1.4201  | 6   | 0   | 2   | 3   | 0.7752 |
| 0- McMillian C/ 2- Isaacs P/ 5- Williams D/ 6- Toussaint J/ 25- Jennings R/      | 05:36 | 16-6  | 10         | 2.8571  | 5   | 2   | 0   | 4   | 1.8018 |
| 0- McMillian C/ 5- Williams D/ 6- Toussaint J/ 22- Washington W/ 24- Walton K/   | 04:17 | 5-10  | -5         | 1.1673  | 3   | 1   | 1   | 1   | 1.0000 |
| 2- Isaacs P/ 5- Williams D/ 6- Toussaint J/ 22- Washington W/ 24- Walton K/      | 04:03 | 9-0   | 9          | 2.2222  | 5   | 2   | 3   | 3   | 1.1250 |
| 2- Isaacs P/ 5- Williams D/ 6- Toussaint J/ 24- Walton K/ 25- Jennings R/        | 03:55 | 0-6   | -6         | 0.0000  | 3   | 1   | 3   | 0   | 0.0000 |
| 0- McMillian C/ 1- Washington L/ 2- Isaacs P/ 22- Washington W/ 24- Walton K/    | 03:49 | 14-8  | 6          | 3.6681  | 2   | 2   | 0   | 4   | 1.9444 |
| 0- McMillian C/ 2- Isaacs P/ 5- Williams D/ 24- Walton K/ 25- Jennings R/        | 01:45 | 3-2   | 1          | 1.7143  | 1   | 0   | 1   | 1   | 1.2295 |
| 0- McMillian C/ 1- Washington L/ 6- Toussaint J/ 22- Washington W/ 24- Walton K/ | 01:38 | 3-1   | 2          | 1.8367  | 5   | 0   | 1   | 1   | 1.5000 |
| 0- McMillian C/ 1- Washington L/ 2- Isaacs P/ 21- Lindsay K/ 25- Jennings R/     | 01:12 | 0-2   | -2         | 0.0000  | 1   | 0   | 0   | 0   | 0.0000 |
| 0- McMillian C/ 1- Washington L/ 6- Toussaint J/ 24- Walton K/ 25- Jennings R/   | 01:05 | 2-3   | -1         | 1.8462  | 2   | 0   | 0   | 1   | 2.0000 |
| 1- Washington L/ 2- Isaacs P/ 6- Toussaint J/ 22- Washington W/ 24- Walton K/    | 00:53 | 5-0   | 5          | 5.6604  | 1   | 0   | 0   | 1   | 2.6596 |
| 0- McMillian C/ 5- Williams D/ 6- Toussaint J/ 24- Walton K/ 25- Jennings R/     | 00:00 | 0-0   | 0          | NaN     | 0   | 0   | 0   | 0   | 0.0000 |
| 0- McMillian C/ 1- Washington L/ 2- Isaacs P/ 6- Toussaint J/ 25- Jennings R/    | 00:00 | 1-0   | 1          | ∞       | 0   | 0   | 0   | 0   | 2.2727 |