



**Dayton at Vanderbilt**

12/20/23 Memorial Gymnasium, Nashville  
2023-24 Women's Basketball

Game Time: 1:00 PM  
Game Duration: 1:46  
Attendance: 1,855

Officials: Denise Brooks, Karen Preato, Katie Lukanich

Dayton - 53

Record: 6-6

NO.	Name	Min	FG			3P			FT			Rebounds			Fouls		TP	AS	TO	ST	Blocks		+/-
			M-A	M-A	M-A	OR	DR	TOT	PF	FD	OR	DR	TOT	BS	BA								
5	Arianna Smith	F 23:50	1-4	0-1	2-3	1	1	2	3	2	4	1	0	3	0	1	0	3	0	1	-5		
23	Mariah Perez	F 10:45	0-5	0-0	0-0	1	1	2	2	1	0	0	1	1	0	2	-10						
0	Denika Lightbourne	G 01:51	0-0	0-0	0-0	0	0	0	0	0	0	0	1	0	0	0	-2						
10	Ivy Wolf	G 38:12	6-13	5-11	1-1	0	0	0	3	2	18	3	1	3	0	0	-16						
53	Destiny Bohanon	G 20:44	0-9	0-4	0-0	1	2	3	2	2	0	0	2	0	2	-17							
3	Anyssa Jones	31:52	5-11	2-2	3-4	2	1	3	1	2	15	1	1	1	0	-10							
13	Shannon Wheeler	19:51	1-4	0-0	0-0	1	1	2	1	1	2	2	2	0	1	-3							
1	Nayo Lear	26:28	3-7	0-1	2-2	0	3	3	2	2	8	2	5	1	0	-5							
30	Riley Rismiller	20:19	3-6	0-2	0-0	0	3	3	1	0	6	1	3	0	0	-7							
2	Taisiya Kozlova	05:16	0-2	0-2	0-0	0	1	1	0	0	0	0	0	0	0	-9							
50	Eve Fiala	00:54	0-0	0-0	0-0	2	0	2	0	1	0	0	1	0	0	-1							
Team						7	2	9			0		2										
<b>Totals</b>			19-61	7-23	8-10	15	15	30	15	13	53	10	19	9	1	8	-17						

Technical Fouls::NONE

Shooting By Period		
1 <sup>st</sup> FG%	6-18	33.3%
3PT%	3-4	75.0%
FT%	2-2	100%
2 <sup>nd</sup> FG%	4-15	26.7%
3PT%	1-7	14.3%
FT%	0-0	0%
3 <sup>rd</sup> FG%	5-17	29.4%
3PT%	2-8	25.0%
FT%	3-4	75%
4 <sup>th</sup> FG%	4-11	36.4%
3PT%	1-4	25.0%
FT%	3-4	75%
GM FG%	19-61	31.1%
3PT%	7-23	30.4%
FT%	8-10	80.0%

Dead Ball Rebounds: 1, 1

Vanderbilt - 70

Record: 11-1

NO.	Name	Min	FG			3P			FT			Rebounds			Fouls		TP	AS	TO	ST	Blocks		+/-
			M-A	M-A	M-A	OR	DR	TOT	PF	FD	OR	DR	TOT	BS	BA								
35	Sacha Washington	F 33:51	5-9	0-0	1-2	4	11	15	2	4	11	3	5	1	6	0	18						
3	Jordyn Cambridge	G 35:15	8-17	4-8	2-2	3	7	10	2	1	22	3	4	5	1	13							
11	Jordyn Oliver	G 33:49	4-7	0-0	3-4	0	3	3	2	3	11	3	2	0	0	23							
13	Justine Pissott	G 33:22	6-10	5-6	0-0	2	4	6	1	3	17	1	1	0	0	15							
23	Iyana Moore	G 15:51	1-4	0-1	0-0	2	0	2	2	0	2	2	3	1	0	9							
21	Bella LaChance	11:25	0-1	0-0	1-2	0	1	1	2	1	1	2	0	2	0	5							
12	Khamil Pierre	12:41	1-3	0-0	2-6	1	0	1	0	3	4	1	1	1	0	-1							
24	Aga Makurat	16:06	1-3	0-1	0-0	0	0	0	1	0	2	1	4	0	0	4							
5	Ryanne Allen	05:11	0-0	0-0	0-0	0	1	1	0	0	0	0	0	0	0	0							
14	Aiyana Mitchell	01:36	0-0	0-0	0-0	0	0	0	1	0	0	0	0	0	0	0							
2	Jada Brown	00:54	0-0	0-0	0-0	0	0	0	0	0	0	0	0	0	0	-1							
Team						1	1	2			0		0										
<b>Totals</b>			26-54	9-16	9-16	13	28	41	13	15	70	16	20	10	8	1	17						

Technical Fouls::NONE

Shooting By Period		
1 <sup>st</sup> FG%	5-11	45.5%
3PT%	3-5	60.0%
FT%	4-8	50%
2 <sup>nd</sup> FG%	10-19	52.6%
3PT%	4-7	57.1%
FT%	1-2	50%
3 <sup>rd</sup> FG%	4-15	26.7%
3PT%	0-1	0.0%
FT%	1-1	100%
4 <sup>th</sup> FG%	7-9	77.8%
3PT%	2-3	66.7%
FT%	3-5	60%
GM FG%	26-54	48.1%
3PT%	9-16	56.3%
FT%	9-16	56.3%

Dead Ball Rebounds: 6, 0

	DAYTON	VANDY
Biggest lead	0 (1 <sup>st</sup> 10:00)	19 (3 <sup>rd</sup> 7:16)
Best Scoring Run	9(4 <sup>th</sup> 9:40)	8(2 <sup>nd</sup> 0:04)
Lead Changes	0	
Times Tied	1	
Time with Lead	00:00	36:49

	DAYTON	VANDY
Points from		
Turnovers	18	15
Paint	18	32
Second Chance	7	17
Fast Breaks	8	10
Bench	31	7

	Period by Period Scoring				
	1st	2nd	3rd	4th	TOT
DAYTON	17	9	15	12	53
VANDY	17	25	9	19	70



**Dayton at Vanderbilt**

12/20/23 Memorial Gymnasium, Nashville  
2023-24 Women's Basketball

**Game Time:** 1:00 PM  
**Game Duration:** 1:46  
**Attendance:** 1,855

**Officials:** Denise Brooks, Karen Preato, Katie Lukanich

**Period 1**

**Quarter Starters:**

<b>VANDY</b>	3 Cambridge J	11 Oliver J	13 Pissott J	23 Moore I	35 Washington S
<b>DAYTON</b>	0 Lightbourne D	5 Smith A	10 Wolf I	23 Perez M	53 Bohanon D

Game Time	VANDY	Score	Diff	DAYTON
10:00	35 WASHINGTON S jumpball lost			5 SMITH A jumpball won
09:45				23 PEREZ M 2pt FG in the paint, layup missed
09:41	13 PISSOTT J defensive rebound (1)			
09:36	3 CAMBRIDGE J 3pt FG , jump shot missed			
09:33				defensive rebound (1)
09:21				53 BOHANON D 2pt FG in the paint, layup blocked
09:21	35 WASHINGTON S block (1)			
09:21				offensive rebound (2)
09:13				23 PEREZ M 2pt FG second chance in the paint, layup missed
09:09				23 PEREZ M offensive rebound (1)
09:03				53 BOHANON D 2pt FG second chance outside the paint, jump shot missed
08:59	defensive rebound (2)			
08:50	3 CAMBRIDGE J turnover bad pass (1)			10 WOLF I steal (1)
08:46				10 WOLF I 2pt FG from turnover in the paint, layup missed
08:42	3 CAMBRIDGE J defensive rebound (1)			
08:24	35 WASHINGTON S turnover bad pass (1)			5 SMITH A steal (1)
08:16	3 CAMBRIDGE J steal (1)			0 LIGHTBOURNE D turnover bad pass (1)
08:10	35 WASHINGTON S 2pt FG fast break from turnover in the paint, layup made (2)	<b>2-0</b>	<b>2</b>	
08:10	3 CAMBRIDGE J assist (1)			
08:09				0 LIGHTBOURNE D substitution out
08:09				3 JONES A substitution in
07:53	35 WASHINGTON S foul drawn (1)			23 PEREZ M foul offensive (1 - 1)
07:53				23 PEREZ M turnover offensive (1)
07:42	23 MOORE I turnover lost ball (1)			10 WOLF I steal (2)
07:21				3 JONES A 2pt FG from turnover in the paint, layup missed
07:18	13 PISSOTT J defensive rebound (2)			
07:13	35 WASHINGTON S 2pt FG fast break in the paint, jump shot made (4)	<b>4-0</b>	<b>4</b>	
07:13	23 MOORE I assist (1)			
06:59		<b>4-2</b>	<b>2</b>	3 JONES A 2pt FG in the paint, layup made (2)
06:59				10 WOLF I assist (1)
06:41	3 CAMBRIDGE J 3pt FG , jump shot made (3)	<b>7-2</b>	<b>5</b>	
06:41	35 WASHINGTON S assist (1)			
06:18	23 MOORE I steal (1)			53 BOHANON D turnover bad pass (1)
06:14	35 WASHINGTON S foul drawn (2)			23 PEREZ M foul personal (2 - 2)
06:14				23 PEREZ M substitution out
06:14				13 WHEELER S substitution in
06:07	35 WASHINGTON S turnover travel (2)			
05:54				13 WHEELER S 2pt FG from turnover in the paint, layup blocked
05:54	23 MOORE I block (1)			
05:54				offensive rebound (4)



**Dayton at Vanderbilt**

12/20/23 Memorial Gymnasium, Nashville  
2023-24 Women's Basketball

**Game Time:** 1:00 PM  
**Game Duration:** 1:46  
**Attendance:** 1,855

**Officials:** Denise Brooks, Karen Preato, Katie Lukanich

Game Time	VANDY	Score	Diff	DAYTON
05:46				53 BOHANON D 2pt FG from turnover second chance outside the paint, jump shot blocked
05:46	35 WASHINGTON S block (2)			
05:41	35 WASHINGTON S defensive rebound (1)			
05:41	35 WASHINGTON S foul drawn (3)			10 WOLF I foul shooting (1 - 3)
05:41				53 BOHANON D substitution out
05:41				1 LEAR N substitution in
05:41	35 WASHINGTON S free throw fast break 1 - 2 missed			
05:41	offensive dead ball rebound (1)			
05:41	35 WASHINGTON S free throw fast break 2 - 2 made (5)	<b>8-2</b>	<b>6</b>	
05:31				3 JONES A 2pt FG in the paint, layup blocked
05:31	35 WASHINGTON S block (3)			
05:31				offensive rebound (5)
05:23	23 MOORE I foul shooting (1 - 1)			1 LEAR N foul drawn (1)
05:23		<b>8-3</b>	<b>5</b>	1 LEAR N free throw 1 - 2 made (1)
05:23		<b>8-4</b>	<b>4</b>	1 LEAR N free throw 2 - 2 made (2)
05:23	23 MOORE I substitution out			
05:23	21 LACHANCE B substitution in			
05:11	11 OLIVER J 2pt FG in the paint, jump shot missed			
05:08				1 LEAR N defensive rebound (1)
05:03	11 OLIVER J foul personal (1 - 2)			10 WOLF I foul drawn (1)
05:03	11 OLIVER J substitution out			
05:03	12 PIERRE K substitution in			
04:52		<b>8-7</b>	<b>1</b>	3 JONES A 3pt FG , jump shot made (5)
04:52				1 LEAR N assist (1)
04:35	13 PISSOTT J 3pt FG , jump shot made (3)	<b>11-7</b>	<b>4</b>	
04:35	12 PIERRE K assist (1)			
04:16				3 JONES A 2pt FG in the paint, layup missed
04:09	35 WASHINGTON S defensive rebound (2)			
03:58	3 CAMBRIDGE J foul drawn (1)			1 LEAR N foul shooting (1 - 4)
03:58	Timeout media			
03:58	3 CAMBRIDGE J free throw 1 - 2 made (4)	<b>12-7</b>	<b>5</b>	
03:58	3 CAMBRIDGE J free throw 2 - 2 made (5)	<b>13-7</b>	<b>6</b>	
03:47	21 LACHANCE B steal (1)			1 LEAR N turnover lost ball (1)
03:28	21 LACHANCE B 2pt FG from turnover in the paint, layup missed			
03:25				13 WHEELER S defensive rebound (1)
03:20		<b>13-10</b>	<b>3</b>	10 WOLF I 3pt FG , jump shot made (3)
03:20				13 WHEELER S assist (1)
02:58	12 PIERRE K turnover lost ball (1)			
02:58	13 PISSOTT J substitution out			
02:58	24 MAKURAT A substitution in			
02:58	21 LACHANCE B substitution out			
02:58	23 MOORE I substitution in			
02:39				10 WOLF I 3pt FG from turnover, jump shot missed
02:36	35 WASHINGTON S defensive rebound (3)			
02:36	12 PIERRE K foul drawn (1)			5 SMITH A foul personal (1 - 5)
02:36	12 PIERRE K free throw 1 - 2 missed			
02:36	offensive dead ball rebound (2)			
02:36	12 PIERRE K free throw 2 - 2 made (1)	<b>14-10</b>	<b>4</b>	



Official Basketball Play by Play - 1st Period

**Dayton at Vanderbilt**

12/20/23 Memorial Gymnasium, Nashville  
2023-24 Women's Basketball

**Game Time:** 1:00 PM  
**Game Duration:** 1:46  
**Attendance:** 1,855

**Officials:** Denise Brooks, Karen Preato, Katie Lukanich

Game Time	VANDY	Score	Diff	DAYTON
02:22				13 WHEELER S turnover lost ball (1)
02:13	24 MAKURAT A 3pt FG from turnover, jump shot missed			
02:08	12 PIERRE K offensive rebound (1)			
02:07	12 PIERRE K 2pt FG from turnover second chance outside the paint, jump shot missed			
02:03	23 MOORE I offensive rebound (1)			
02:00	3 CAMBRIDGE J 3pt FG from turnover second chance, jump shot made (8)	<b>17-10</b>	<b>7</b>	
01:39	jump ball situation			
01:39	3 CAMBRIDGE J steal (2)			13 WHEELER S turnover lost ball (2)
01:25	23 MOORE I turnover bad pass (2)			
01:14				5 SMITH A 2pt FG from turnover in the paint, layup missed
01:09	35 WASHINGTON S defensive rebound (4)			
01:07	24 MAKURAT A 2pt FG in the paint, jump shot missed			
01:03				5 SMITH A defensive rebound (1)
01:00		<b>17-13</b>	<b>4</b>	10 WOLF I 3pt FG fast break, jump shot made (6)
01:00				5 SMITH A assist (1)
00:44	12 PIERRE K foul drawn (2)			5 SMITH A foul shooting (2 - 6)
00:44				5 SMITH A substitution out
00:44				30 RISMILLER R substitution in
00:44	12 PIERRE K free throw 1 - 2 missed			
00:44	offensive dead ball rebound (3)			
00:44	12 PIERRE K free throw 2 - 2 missed			
00:42				30 RISMILLER R defensive rebound (1)
00:24		<b>17-15</b>	<b>2</b>	30 RISMILLER R 2pt FG in the paint, jump shot made (2)
00:24				13 WHEELER S assist (2)
00:06	3 CAMBRIDGE J turnover lost ball (2)			1 LEAR N steal (1)
00:01		<b>17-17</b>	<b>0</b>	1 LEAR N 2pt FG fast break from turnover in the paint, layup made (4)
<b>END OF PERIOD</b>				
<b>VANDY 17-17 DAYTON</b>				



**Dayton at Vanderbilt**

12/20/23 Memorial Gymnasium, Nashville  
2023-24 Women's Basketball

Game Time: 1:00 PM  
Game Duration: 1:46  
Attendance: 1,855

Officials: Denise Brooks, Karen Preato, Katie Lukanich

**Dayton - 17**

NO.	Name	F	Min	FG			Rebounds			Fouls		TP	AS	TO	ST	Blocks		+/-
				M-A	3P	FT	OR	DR	TOT	PF	FD					BS	BA	
5	Arianna Smith	F	09:16	0-1	0-0	0-0	0	1	1	2	0	0	1	0	1	0	0	-4
23	Mariah Perez	F	03:46	0-2	0-0	0-0	1	0	1	2	0	0	0	1	0	0	0	-5
0	Denika Lightbourne	G	01:51	0-0	0-0	0-0	0	0	0	0	0	0	1	0	0	0	-2	
10	Ivy Wolf	G	10:00	2-4	2-3	0-0	0	0	0	1	1	6	1	0	2	0	0	0
53	Destiny Bohanon	G	04:19	0-3	0-0	0-0	0	0	0	0	0	0	0	1	0	0	2	-5
3	Anyssa Jones		08:09	2-5	1-1	0-0	0	0	0	0	0	5	0	0	0	0	1	2
13	Shannon Wheeler		06:14	0-1	0-0	0-0	0	1	1	0	0	0	2	2	0	0	1	5
1	Nayo Lear		05:41	1-1	0-0	2-2	0	1	1	1	1	4	1	1	1	0	0	5
30	Riley Rismiller		00:44	1-1	0-0	0-0	0	1	1	0	0	2	0	0	0	0	0	4
Team							3	1	4			0		0				
<b>Totals</b>				6-18	3-4	2-2	4	5	9	6	2	17	5	6	4	0	4	0

Shooting By Period		
1st FG%	6-18	33.3%
3PT%	3-4	75.0%
FT%	2-2	100%
GM FG%	6-18	33.3%
3PT%	3-4	75.0%
FT%	2-2	100.0%

Dead Ball Rebounds: 0, 0

Technical Fouls::NONE

**Vanderbilt - 17**

NO.	Name	F	Min	FG			Rebounds			Fouls		TP	AS	TO	ST	Blocks		+/-
				M-A	3P	FT	OR	DR	TOT	PF	FD					BS	BA	
35	Sacha Washington	F	10:00	2-2	0-0	1-2	0	4	4	0	3	5	1	2	0	3	0	0
3	Jordyn Cambridge	G	10:00	2-3	2-3	2-2	0	1	1	0	1	8	1	2	2	0	0	0
11	Jordyn Oliver	G	04:57	0-1	0-0	0-0	0	0	0	1	0	0	0	0	0	0	0	4
13	Justine Pissott	G	07:02	1-1	1-1	0-0	0	2	2	0	0	3	0	0	0	0	0	3
23	Iyana Moore	G	07:35	0-0	0-0	0-0	1	0	1	1	0	0	1	2	1	1	0	1
21	Bella LaChance		02:25	0-1	0-0	0-0	0	0	0	0	0	0	0	0	1	0	0	-1
12	Khamil Pierre		05:03	0-1	0-0	1-4	1	0	1	0	2	1	1	1	0	0	0	-4
24	Aga Makurat		02:58	0-2	0-1	0-0	0	0	0	0	0	0	0	0	0	0	0	-3
Team							0	1	1			0		0				
<b>Totals</b>				5-11	3-5	4-8	2	8	10	2	6	17	4	7	4	4	0	0

Shooting By Period		
1st FG%	5-11	45.5%
3PT%	3-5	60.0%
FT%	4-8	50%
GM FG%	5-11	45.5%
3PT%	3-5	60.0%
FT%	4-8	50.0%

Dead Ball Rebounds: 3, 0

Technical Fouls::NONE

	DAYTON	VANDY
Biggest lead	0 (1 <sup>st</sup> 10:00)	7 (1 <sup>st</sup> 2:00)
Best Scoring Run	7(1 <sup>st</sup> 0:01)	5(1 <sup>st</sup> 3:58)
Lead Changes	0	
Times Tied	1	
Time with Lead	00:00	08:09

Points from	DAYTON	VANDY
Turnovers	2	5
Paint	6	4
Second Chance	2	3
Fast Breaks	5	5
Bench	11	1

	Period by Period Scoring				
	1st	2nd	3rd	4th	TOT
DAYTON	17	9	15	12	53
VANDY	17	25	9	19	70



**Dayton at Vanderbilt**

12/20/23 Memorial Gymnasium, Nashville  
2023-24 Women's Basketball

**Game Time:** 1:00 PM  
**Game Duration:** 1:46  
**Attendance:** 1,855

**Officials:** Denise Brooks, Karen Preato, Katie Lukanich

**Period 2**

**Quarter Starters:**

<b>VANDY</b>	3 Cambridge J	11 Oliver J	13 Pissott J	23 Moore I	35 Washington S
<b>DAYTON</b>	1 Lear N	3 Jones A	13 Wheeler S	30 Rismiller R	53 Bohanon D

Game Time	VANDY	Score	Diff	DAYTON
10:00	12 PIERRE K substitution out			
10:00	24 MAKURAT A substitution out			
10:00	11 OLIVER J substitution in			
10:00	13 PISSOTT J substitution in			
10:00				10 WOLF I substitution out
10:00				53 BOHANON D substitution in
09:51	3 CAMBRIDGE J steal (3)			53 BOHANON D turnover lost ball (2)
09:47	3 CAMBRIDGE J foul offensive (1 - 1)			53 BOHANON D foul drawn (1)
09:47	3 CAMBRIDGE J turnover offensive (3)			
09:35				13 WHEELER S 2pt FG from turnover in the paint, jump shot missed
09:32	35 WASHINGTON S defensive rebound (5)			
09:26	23 MOORE I 2pt FG in the paint, layup missed			
09:22				1 LEAR N defensive rebound (2)
09:07				30 RISMILLER R 3pt FG , jump shot missed
09:05				53 BOHANON D offensive rebound (1)
09:05	13 PISSOTT J foul personal (1 - 2)			53 BOHANON D foul drawn (2)
09:05				1 LEAR N substitution out
09:05				10 WOLF I substitution in
08:58				53 BOHANON D 3pt FG second chance, jump shot missed
08:52	3 CAMBRIDGE J defensive rebound (2)			
08:49	3 CAMBRIDGE J 3pt FG , jump shot missed			
08:41	23 MOORE I offensive rebound (2)			
08:40	23 MOORE I 2pt FG second chance in the paint, layup made (2)	<b>19-17</b>	<b>2</b>	
08:25				30 RISMILLER R turnover travel (1)
08:04	13 PISSOTT J 3pt FG from turnover, jump shot made (6)	<b>22-17</b>	<b>5</b>	
08:04	23 MOORE I assist (2)			
07:52	13 PISSOTT J foul drawn (1)			30 RISMILLER R foul offensive (1 - 1)
07:52				30 RISMILLER R turnover offensive (2)
07:52	3 CAMBRIDGE J substitution out			
07:52	21 LACHANCE B substitution in			
07:31	23 MOORE I 3pt FG from turnover, jump shot missed			
07:27	13 PISSOTT J offensive rebound (3)			
07:26	21 LACHANCE B foul drawn (1)			3 JONES A foul shooting (1 - 2)
07:26	21 LACHANCE B free throw 1 - 2 missed			
07:26	offensive dead ball rebound (4)			
07:26	21 LACHANCE B free throw 2 - 2 made (1)	<b>23-17</b>	<b>6</b>	
07:26	23 MOORE I substitution out			
07:26	3 CAMBRIDGE J substitution in			
07:26				3 JONES A substitution out
07:26				1 LEAR N substitution in
07:00		<b>23-19</b>	<b>4</b>	30 RISMILLER R 2pt FG in the paint, jump shot made (4)
06:32	3 CAMBRIDGE J 3pt FG , jump shot missed			



**Dayton at Vanderbilt**

12/20/23 Memorial Gymnasium, Nashville  
2023-24 Women's Basketball

**Game Time:** 1:00 PM  
**Game Duration:** 1:46  
**Attendance:** 1,855

**Officials:** Denise Brooks, Karen Preato, Katie Lukanich

Game Time	VANDY	Score	Diff	DAYTON
06:29	13 PISSOTT J offensive rebound (4)			
06:29	13 PISSOTT J 2pt FG second chance in the paint, jump shot missed			
06:29				defensive rebound (12)
06:15				10 WOLF I 3pt FG , jump shot missed
06:10	3 CAMBRIDGE J defensive rebound (3)			
06:06	3 CAMBRIDGE J 2pt FG in the paint, layup blocked			
06:06				13 WHEELER S block (1)
06:04	offensive rebound (17)			
06:04	21 LACHANCE B substitution out			
06:04	24 MAKURAT A substitution in			
06:01	13 PISSOTT J 2pt FG second chance outside the paint, jump shot made (8)	<b>25-19</b>	<b>6</b>	
06:01	3 CAMBRIDGE J assist (2)			
05:43	35 WASHINGTON S steal (1)			1 LEAR N turnover bad pass (2)
05:37	11 OLIVER J 2pt FG from turnover in the paint, layup missed			
05:34	35 WASHINGTON S offensive rebound (6)			
05:33	35 WASHINGTON S 2pt FG from turnover second chance in the paint, layup made (7)	<b>27-19</b>	<b>8</b>	
05:14				53 BOHANON D substitution out
05:14				3 JONES A substitution in
05:09				3 JONES A 2pt FG in the paint, layup missed
05:06	3 CAMBRIDGE J defensive rebound (4)			
05:02	24 MAKURAT A 2pt FG fast break in the paint, layup made (2)	<b>29-19</b>	<b>10</b>	
05:02	11 OLIVER J assist (1)			
04:41		<b>29-21</b>	<b>8</b>	13 WHEELER S 2pt FG in the paint, jump shot made (2)
04:22	24 MAKURAT A foul offensive (1 - 3)			13 WHEELER S foul drawn (1)
04:22	24 MAKURAT A turnover offensive (1)			
04:22	Timeout media			
04:22	3 CAMBRIDGE J substitution out			
04:22	21 LACHANCE B substitution in			
04:22				13 WHEELER S substitution out
04:22				2 KOZLOVA T substitution in
04:15		<b>29-24</b>	<b>5</b>	10 WOLF I 3pt FG from turnover, jump shot made (9)
04:15				30 RISMILLER R assist (1)
03:56	13 PISSOTT J 3pt FG , jump shot made (11)	<b>32-24</b>	<b>8</b>	
03:56	21 LACHANCE B assist (1)			
03:38				2 KOZLOVA T 3pt FG , jump shot missed
03:33	13 PISSOTT J defensive rebound (5)			
03:28	11 OLIVER J turnover travel (1)			
03:07				1 LEAR N 2pt FG from turnover in the paint, jump shot missed
03:03	35 WASHINGTON S defensive rebound (7)			
02:55	11 OLIVER J 2pt FG in the paint, layup made (2)	<b>34-24</b>	<b>10</b>	
02:55	21 LACHANCE B assist (2)			
02:42				30 RISMILLER R 3pt FG , jump shot missed
02:38	11 OLIVER J defensive rebound (1)			
02:29	35 WASHINGTON S 2pt FG in the paint, jump shot missed			
02:24				2 KOZLOVA T defensive rebound (1)
02:17				10 WOLF I 3pt FG , jump shot missed
02:10				3 JONES A offensive rebound (1)



Official Basketball Play by Play - 2nd Period

### Dayton at Vanderbilt

12/20/23 Memorial Gymnasium, Nashville  
2023-24 Women's Basketball

Game Time: 1:00 PM

Game Duration: 1:46

Attendance: 1,855

Officials: Denise Brooks, Karen Preato, Katie Lukanich

Game Time	VANDY	Score	Diff	DAYTON
02:10		<b>34-26</b>	<b>8</b>	3 JONES A 2pt FG second chance in the paint, layup made (7)
01:54	13 PISSOTT J 3pt FG , jump shot made (14)	<b>37-26</b>	<b>11</b>	
01:54	24 MAKURAT A assist (1)			
01:39	21 LACHANCE B substitution out			
01:39	3 CAMBRIDGE J substitution in			
01:39				1 LEAR N substitution out
01:39				53 BOHANON D substitution in
01:09				30 RISMILLER R 2pt FG outside the paint, jump shot missed
01:07	35 WASHINGTON S defensive rebound (8)			
00:58	3 CAMBRIDGE J 2pt FG outside the paint, jump shot missed			
00:53	35 WASHINGTON S offensive rebound (9)			
00:53	35 WASHINGTON S 2pt FG second chance in the paint, layup made (9)	<b>39-26</b>	<b>13</b>	
00:36				30 RISMILLER R substitution out
00:36				13 WHEELER S substitution in
00:19				53 BOHANON D 2pt FG in the paint, layup missed
00:16	3 CAMBRIDGE J defensive rebound (5)			
00:04	13 PISSOTT J 3pt FG , jump shot made (17)	<b>42-26</b>	<b>16</b>	
00:04	3 CAMBRIDGE J assist (3)			
<b>END OF PERIOD</b>				
<b>VANDY 42-26 DAYTON</b>				





**Dayton at Vanderbilt**

12/20/23 Memorial Gymnasium, Nashville  
2023-24 Women's Basketball

Game Time: 1:00 PM  
Game Duration: 1:46  
Attendance: 1,855

Officials: Denise Brooks, Karen Preato, Katie Lukanich

**Dayton - 9**

NO.	Name	F	Min	FG			Rebounds			Fouls		TP	AS	TO	ST	Blocks		+/-
				M-A	M-A	M-A	OR	DR	TOT	PF	FD					BS	BA	
5	Arianna Smith	F	00:00	0-0	0-0	0-0	0	0	0	0	0	0	0	0	0	0	0	0
23	Mariah Perez	F	00:00	0-0	0-0	0-0	0	0	0	0	0	0	0	0	0	0	0	0
0	Denika Lightbourne	G	00:00	0-0	0-0	0-0	0	0	0	0	0	0	0	0	0	0	0	0
10	Ivy Wolf	G	09:05	1-3	1-3	0-0	0	0	0	0	0	3	0	0	0	0	0	-16
53	Destiny Bohanon	G	06:25	0-2	0-1	0-0	1	0	1	0	2	0	0	1	0	0	0	-13
30	Riley Rismiller		09:23	1-4	0-2	0-0	0	0	0	1	0	2	1	2	0	0	0	-13
1	Nayo Lear		06:42	0-1	0-0	0-0	0	1	1	0	0	0	0	1	0	0	0	-5
3	Anyssa Jones		07:48	1-2	0-0	0-0	1	0	1	1	0	2	0	0	0	0	0	-14
2	Taisiya Kozlova		04:22	0-1	0-1	0-0	0	1	1	0	0	0	0	0	0	0	0	-8
13	Shannon Wheeler		06:15	1-2	0-0	0-0	0	0	0	0	1	2	0	0	0	1	0	-11
Team							0	1	1			0		0				
<b>Totals</b>				4-15	1-7	0-0	2	3	5	2	3	9	1	4	0	1	0	-16

Shooting By Period		
2 <sup>nd</sup> FG%	4-15	26.7%
3PT%	1-7	14.3%
FT%	0-0	0%
GM FG%	4-15	26.7%
3PT%	1-7	14.3%
FT%	0-0	0.0%

Dead Ball Rebounds: 0, 0

Technical Fouls::NONE

**Vanderbilt - 25**

NO.	Name	F	Min	FG			Rebounds			Fouls		TP	AS	TO	ST	Blocks		+/-
				M-A	M-A	M-A	OR	DR	TOT	PF	FD					BS	BA	
35	Sacha Washington	F	10:00	2-3	0-0	0-0	2	3	5	0	0	4	0	0	1	0	0	16
3	Jordyn Cambridge	G	06:51	0-4	0-2	0-0	0	4	4	1	0	0	2	1	1	0	1	12
11	Jordyn Oliver	G	10:00	1-2	0-0	0-0	0	1	1	0	0	2	1	1	0	0	0	16
13	Justine Pissott	G	10:00	5-6	4-4	0-0	2	1	3	1	1	14	0	0	0	0	0	16
23	Iyana Moore	G	02:34	1-3	0-1	0-0	1	0	1	0	0	2	1	0	0	0	0	6
12	Khamil Pierre		00:00	0-0	0-0	0-0	0	0	0	0	0	0	0	0	0	0	0	0
21	Bella LaChance		04:31	0-0	0-0	1-2	0	0	0	0	1	1	2	0	0	0	0	2
24	Aga Makurat		06:04	1-1	0-0	0-0	0	0	0	1	0	2	1	1	0	0	0	12
Team							1	0	1			0		0				
<b>Totals</b>				10-19	4-7	1-2	6	9	15	3	2	25	7	3	2	0	1	16

Shooting By Period		
2 <sup>nd</sup> FG%	10-19	52.6%
3PT%	4-7	57.1%
FT%	1-2	50%
GM FG%	10-19	52.6%
3PT%	4-7	57.1%
FT%	1-2	50.0%

Dead Ball Rebounds: 1, 0

Technical Fouls::NONE

	DAYTON	VANDY
Biggest lead	0 (1 <sup>st</sup> 10:00)	16 (2 <sup>nd</sup> 0:04)
Best Scoring Run	5(2 <sup>nd</sup> 4:15)	8(2 <sup>nd</sup> 0:04)
Lead Changes	1	
Times Tied	0	
Time with Lead	00:00	08:40

Points from	DAYTON	VANDY
Turnovers	3	6
Paint	6	10
Second Chance	2	9
Fast Breaks	0	2
Bench	6	3

	Period by Period Scoring				
	1st	2nd	3rd	4th	TOT
DAYTON	17	9	15	12	53
VANDY	17	25	9	19	70



**Dayton at Vanderbilt**

12/20/23 Memorial Gymnasium, Nashville  
2023-24 Women's Basketball

Game Time: 1:00 PM  
Game Duration: 1:46  
Attendance: 1,855

Officials: Denise Brooks, Karen Preato, Katie Lukanich

**Dayton - 26**

NO.	Name	Min	FG			Rebounds			Fouls		TP	AS	TO	ST	Blocks		+/-
			M-A	M-A	M-A	OR	DR	TOT	PF	FD					BS	BA	
5	Arianna Smith	F 09:16	0-1	0-0	0-0	0	1	1	2	0	0	1	0	1	0	0	-4
23	Mariah Perez	F 03:46	0-2	0-0	0-0	1	0	1	2	0	0	0	1	0	0	0	-5
0	Denika Lightbourne	G 01:51	0-0	0-0	0-0	0	0	0	0	0	0	0	1	0	0	0	-2
10	Ivy Wolf	G 19:05	3-7	3-6	0-0	0	0	0	1	1	9	1	0	2	0	0	-16
53	Destiny Bohanon	G 10:44	0-5	0-1	0-0	1	0	1	0	2	0	0	2	0	0	2	-18
3	Anyssa Jones	15:57	3-7	1-1	0-0	1	0	1	1	0	7	0	0	0	0	1	-12
13	Shannon Wheeler	12:29	1-3	0-0	0-0	0	1	1	0	1	2	2	2	0	1	1	-6
1	Nayo Lear	12:23	1-2	0-0	2-2	0	2	2	1	1	4	1	2	1	0	0	0
30	Riley Rismiller	10:07	2-5	0-2	0-0	0	1	1	1	0	4	1	2	0	0	0	-9
2	Taisiya Kozlova	04:22	0-1	0-1	0-0	0	1	1	0	0	0	0	0	0	0	0	-8
Team						3	2	5			0		0				
<b>Totals</b>			10-33	4-11	2-2	6	8	14	8	5	26	6	10	4	1	4	-16

Shooting By Period		
1 <sup>st</sup> FG%	6-18	33.3%
3PT%	3-4	75.0%
FT%	2-2	100%
2 <sup>nd</sup> FG%	4-15	26.7%
3PT%	1-7	14.3%
FT%	0-0	0%
GM FG%	10-33	30.3%
3PT%	4-11	36.4%
FT%	2-2	100.0%

Dead Ball Rebounds: 0, 0

Technical Fouls::NONE

**Vanderbilt - 42**

NO.	Name	Min	FG			Rebounds			Fouls		TP	AS	TO	ST	Blocks		+/-
			M-A	M-A	M-A	OR	DR	TOT	PF	FD					BS	BA	
35	Sacha Washington	F 20:00	4-5	0-0	1-2	2	7	9	0	3	9	1	2	1	3	0	16
3	Jordyn Cambridge	G 16:51	2-7	2-5	2-2	0	5	5	1	1	8	3	3	3	0	1	12
11	Jordyn Oliver	G 14:57	1-3	0-0	0-0	0	1	1	1	0	2	1	1	0	0	0	20
13	Justine Pissott	G 17:02	6-7	5-5	0-0	2	3	5	1	1	17	0	0	0	0	0	19
23	Iyana Moore	G 10:09	1-3	0-1	0-0	2	0	2	1	0	2	2	2	1	1	0	7
21	Bella LaChance	06:56	0-1	0-0	1-2	0	0	0	0	1	1	2	0	1	0	0	1
12	Khamil Pierre	05:03	0-1	0-0	1-4	1	0	1	0	2	1	1	1	0	0	0	-4
24	Aga Makurat	09:02	1-3	0-1	0-0	0	0	0	1	0	2	1	1	0	0	0	9
Team						1	1	2			0		0				
<b>Totals</b>			15-30	7-12	5-10	8	17	25	5	8	42	11	10	6	4	1	16

Shooting By Period		
1 <sup>st</sup> FG%	5-11	45.5%
3PT%	3-5	60.0%
FT%	4-8	50%
2 <sup>nd</sup> FG%	10-19	52.6%
3PT%	4-7	57.1%
FT%	1-2	50%
GM FG%	15-30	50.0%
3PT%	7-12	58.3%
FT%	5-10	50.0%

Dead Ball Rebounds: 4, 0

Technical Fouls::NONE

	DAYTON	VANDY
Biggest lead	0 (1 <sup>st</sup> 10:00)	16 (2 <sup>nd</sup> 0:04)
Best Scoring Run	7(1 <sup>st</sup> 0:01)	8(2 <sup>nd</sup> 0:04)
Lead Changes	0	
Times Tied	1	
Time with Lead	00:00	16:49

Points from	DAYTON	VANDY
Turnovers	5	11
Paint	12	14
Second Chance	4	12
Fast Breaks	5	7
Bench	17	4

	Period by Period Scoring				
	1st	2nd	3rd	4th	TOT
DAYTON	17	9	15	12	53
VANDY	17	25	9	19	70



**Dayton at Vanderbilt**

12/20/23 Memorial Gymnasium, Nashville  
2023-24 Women's Basketball

**Game Time:** 1:00 PM  
**Game Duration:** 1:46  
**Attendance:** 1,855

**Officials:** Denise Brooks, Karen Preato, Katie Lukanich

**Period 3**

**Quarter Starters:**

<b>VANDY</b>	3 Cambridge J	11 Oliver J	13 Pissott J	23 Moore I	35 Washington S
<b>DAYTON</b>	1 Lear N	5 Smith A	10 Wolf I	23 Perez M	53 Bohanon D

Game Time	VANDY	Score	Diff	DAYTON
10:00	24 MAKURAT A substitution out			
10:00	23 MOORE I substitution in			
10:00				2 KOZLOVA T substitution out
10:00				3 JONES A substitution out
10:00				13 WHEELER S substitution out
10:00				1 LEAR N substitution in
10:00				5 SMITH A substitution in
10:00				23 PEREZ M substitution in
09:50	13 PISSOTT J foul drawn (2)			53 BOHANON D foul personal (1 - 1)
09:46	35 WASHINGTON S 2pt FG outside the paint, jump shot missed			
09:43	3 CAMBRIDGE J offensive rebound (6)			
09:39	23 MOORE I 2pt FG second chance in the paint, jump shot missed			
09:33				23 PEREZ M defensive rebound (2)
09:26		<b>42-28</b>	<b>14</b>	1 LEAR N 2pt FG outside the paint, jump shot made (6)
09:13	35 WASHINGTON S turnover travel (3)			
08:55				53 BOHANON D 2pt FG from turnover in the paint, driving layup missed
08:54				offensive rebound (16)
08:35				23 PEREZ M 2pt FG from turnover second chance in the paint, jump shot blocked
08:35	35 WASHINGTON S block (4)			
08:35				offensive rebound (17)
08:34				turnover shot clock (11)
08:20	3 CAMBRIDGE J 2pt FG from turnover in the paint, layup made (10)	<b>44-28</b>	<b>16</b>	
08:20	35 WASHINGTON S assist (2)			
07:57				53 BOHANON D 3pt FG , jump shot missed
07:49	11 OLIVER J defensive rebound (2)			
07:34	35 WASHINGTON S foul offensive (1 - 1)			23 PEREZ M foul drawn (1)
07:34	35 WASHINGTON S turnover offensive (4)			
07:21				23 PEREZ M 2pt FG from turnover in the paint, jump shot blocked
07:21	35 WASHINGTON S block (5)			
07:16	35 WASHINGTON S defensive rebound (10)			
07:16	11 OLIVER J 2pt FG fast break in the paint, layup made (4)	<b>46-28</b>	<b>18</b>	
07:16	11 OLIVER J foul drawn (1)			1 LEAR N foul shooting (2 - 2)
07:16				23 PEREZ M substitution out
07:16				13 WHEELER S substitution in
07:16	11 OLIVER J free throw fast break 1 - 1 made (5)	<b>47-28</b>	<b>19</b>	
07:10				1 LEAR N 2pt FG outside the paint, jump shot missed
07:05				5 SMITH A offensive rebound (2)
07:02				10 WOLF I 3pt FG second chance, jump shot missed
06:57	35 WASHINGTON S defensive rebound (11)			
06:50	35 WASHINGTON S 2pt FG in the paint, layup missed			



**Dayton at Vanderbilt**

12/20/23 Memorial Gymnasium, Nashville  
2023-24 Women's Basketball

**Game Time:** 1:00 PM  
**Game Duration:** 1:46  
**Attendance:** 1,855

**Officials:** Denise Brooks, Karen Preato, Katie Lukanich

Game Time	VANDY	Score	Diff	DAYTON
06:47	35 WASHINGTON S offensive rebound (12)			
06:45	35 WASHINGTON S turnover lost ball (5)			10 WOLF I steal (3)
06:37				53 BOHANON D 3pt FG from turnover, jump shot missed
06:33				offensive rebound (19)
06:33	23 MOORE I substitution out			
06:33	24 MAKURAT A substitution in			
06:33				53 BOHANON D substitution out
06:33				3 JONES A substitution in
06:18		<b>47-30</b>	<b>17</b>	10 WOLF I 2pt FG from turnover second chance outside the paint, jump shot made (11)
06:18	35 WASHINGTON S foul shooting (2 - 2)			10 WOLF I foul drawn (2)
06:18	11 OLIVER J substitution out			
06:18	12 PIERRE K substitution in			
06:18		<b>47-31</b>	<b>16</b>	10 WOLF I free throw 1 - 1 made (12)
06:03	35 WASHINGTON S foul drawn (4)			5 SMITH A foul personal (3 - 3)
06:03	35 WASHINGTON S substitution out			
06:03	11 OLIVER J substitution in			
06:03				5 SMITH A substitution out
06:03				30 RISMILLER R substitution in
06:00	13 PISSOTT J 2pt FG in the paint, jump shot missed			
05:54	3 CAMBRIDGE J offensive rebound (7)			
05:54	3 CAMBRIDGE J 2pt FG second chance in the paint, layup made (12)	<b>49-31</b>	<b>18</b>	
05:29				1 LEAR N 3pt FG , jump shot missed
05:24				13 WHEELER S offensive rebound (2)
05:09				1 LEAR N turnover travel (3)
05:09				1 LEAR N substitution out
05:09				53 BOHANON D substitution in
04:56	3 CAMBRIDGE J 2pt FG from turnover outside the paint, jump shot missed			
04:51				53 BOHANON D defensive rebound (2)
04:47		<b>49-34</b>	<b>15</b>	3 JONES A 3pt FG , jump shot made (10)
04:47				10 WOLF I assist (2)
04:18	12 PIERRE K 2pt FG in the paint, layup made (3)	<b>51-34</b>	<b>17</b>	
04:18	11 OLIVER J assist (2)			
04:03				10 WOLF I 3pt FG , jump shot missed
04:00				3 JONES A offensive rebound (2)
03:59				3 JONES A 2pt FG second chance in the paint, jump shot blocked
03:59	3 CAMBRIDGE J block (1)			
03:53	3 CAMBRIDGE J defensive rebound (8)			
03:51	13 PISSOTT J 3pt FG , jump shot missed			
03:46				3 JONES A defensive rebound (3)
03:36				10 WOLF I 3pt FG , jump shot missed
03:31	11 OLIVER J defensive rebound (3)			
03:18	24 MAKURAT A turnover bad pass (2)			
03:18	Timeout media			
03:18	24 MAKURAT A substitution out			
03:18	21 LACHANCE B substitution in			
02:54	12 PIERRE K steal (1)			10 WOLF I turnover bad pass (1)



**Dayton at Vanderbilt**

12/20/23 Memorial Gymnasium, Nashville  
2023-24 Women's Basketball

**Game Time:** 1:00 PM  
**Game Duration:** 1:46  
**Attendance:** 1,855

**Officials:** Denise Brooks, Karen Preato, Katie Lukanich

Game Time	VANDY	Score	Diff	DAYTON
02:32	3 CAMBRIDGE J 2pt FG from turnover in the paint, layup missed			
02:29				53 BOHANON D defensive rebound (3)
02:25	21 LACHANCE B foul shooting (1 - 3)			3 JONES A foul drawn (1)
02:25	21 LACHANCE B substitution out			
02:25	5 ALLEN R substitution in			
02:25				53 BOHANON D substitution out
02:25				1 LEAR N substitution in
02:25		<b>51-35</b>	<b>16</b>	3 JONES A free throw fast break 1 - 2 made (11)
02:25		<b>51-36</b>	<b>15</b>	3 JONES A free throw fast break 2 - 2 made (12)
02:07	12 PIERRE K 2pt FG outside the paint, jump shot missed			
02:04				30 RISMILLER R defensive rebound (2)
01:56				13 WHEELER S 2pt FG in the paint, jump shot missed
01:53	13 PISSOTT J defensive rebound (6)			
01:31	13 PISSOTT J 2pt FG outside the paint, jump shot missed			
01:30				1 LEAR N defensive rebound (3)
01:30	11 OLIVER J foul personal (2 - 4)			1 LEAR N foul drawn (2)
01:30	12 PIERRE K substitution out			
01:30	35 WASHINGTON S substitution in			
01:30				13 WHEELER S substitution out
01:30				5 SMITH A substitution in
01:21		<b>51-39</b>	<b>12</b>	10 WOLF I 3pt FG , jump shot made (15)
01:21				1 LEAR N assist (2)
01:01	35 WASHINGTON S 2pt FG in the paint, jump shot missed			
00:54				30 RISMILLER R defensive rebound (3)
00:54	3 CAMBRIDGE J steal (4)			30 RISMILLER R turnover lost ball (3)
00:54	Timeout 30 Sec			
00:54	5 ALLEN R substitution out			
00:54	23 MOORE I substitution in			
00:54				30 RISMILLER R substitution out
00:54				23 PEREZ M substitution in
00:33	11 OLIVER J 2pt FG from turnover outside the paint, jump shot missed			
00:29	3 CAMBRIDGE J offensive rebound (9)			
00:29	jump ball situation			
00:29	3 CAMBRIDGE J turnover lost ball (4)			5 SMITH A steal (2)
00:08		<b>51-41</b>	<b>10</b>	5 SMITH A 2pt FG from turnover in the paint, jump shot made (2)
00:08	23 MOORE I foul shooting (2 - 5)			5 SMITH A foul drawn (1)
00:07				5 SMITH A free throw 1 - 1 missed
00:06	35 WASHINGTON S defensive rebound (13)			
<b>END OF PERIOD</b>				
<b>VANDY 51-41 DAYTON</b>				



**Dayton at Vanderbilt**

12/20/23 Memorial Gymnasium, Nashville  
2023-24 Women's Basketball

Game Time: 1:00 PM  
Game Duration: 1:46  
Attendance: 1,855

Officials: Denise Brooks, Karen Preato, Katie Lukanich

**Dayton - 15**

NO.	Name	F	Min	FG			Rebounds			Fouls		TP	AS	TO	ST	Blocks		+/-
				M-A	M-A	M-A	OR	DR	TOT	PF	FD					BS	BA	
5	Arianna Smith	F	05:27	1-1	0-0	0-1	1	0	1	1	1	2	0	0	1	0	0	5
23	Mariah Perez	F	03:38	0-2	0-0	0-0	0	1	1	0	1	0	0	0	0	0	2	0
0	Denika Lightbourne	G	00:00	0-0	0-0	0-0	0	0	0	0	0	0	0	0	0	0	0	
10	Ivy Wolf	G	10:00	2-5	1-4	1-1	0	0	0	0	1	6	1	1	1	0	0	6
53	Destiny Bohanon	G	06:11	0-3	0-2	0-0	0	2	2	1	0	0	0	0	0	0	0	-2
2	Taisiya Kozlova		00:00	0-0	0-0	0-0	0	0	0	0	0	0	0	0	0	0	0	
1	Nayo Lear		07:16	1-3	0-1	0-0	0	1	1	1	1	2	1	1	0	0	0	5
13	Shannon Wheeler		05:46	0-1	0-0	0-0	1	0	1	0	0	0	0	0	0	0	0	3
3	Anyssa Jones		06:33	1-2	1-1	2-2	1	1	2	0	1	5	0	0	0	0	1	9
30	Riley Rismiller		05:09	0-0	0-0	0-0	0	2	2	0	0	0	0	1	0	0	0	4
Team							3	0	3			0		1				
<b>Totals</b>				5-17	2-8	3-4	6	7	13	3	5	15	2	4	2	0	3	6

Shooting By Period		
3 <sup>rd</sup> FG%	5-17	29.4%
3PT%	2-8	25.0%
FT%	3-4	75%
GM FG%	5-17	29.4%
3PT%	2-8	25.0%
FT%	3-4	75.0%

Dead Ball Rebounds: 0, 0

Technical Fouls::NONE

**Vanderbilt - 9**

NO.	Name	F	Min	FG			Rebounds			Fouls		TP	AS	TO	ST	Blocks		+/-
				M-A	M-A	M-A	OR	DR	TOT	PF	FD					BS	BA	
35	Sacha Washington	F	05:27	0-3	0-0	0-0	1	3	4	2	1	0	1	3	0	2	0	-5
3	Jordyn Cambridge	G	10:00	2-4	0-0	0-0	3	1	4	0	0	4	0	1	1	1	0	-6
11	Jordyn Oliver	G	09:45	1-2	0-0	1-1	0	2	2	1	1	3	1	0	0	0	0	-5
13	Justine Pissott	G	10:00	0-3	0-1	0-0	0	1	1	0	1	0	0	0	0	0	0	-6
23	Iyana Moore	G	04:21	0-1	0-0	0-0	0	0	0	1	0	0	0	0	0	0	0	1
24	Aga Makurat		03:15	0-0	0-0	0-0	0	0	0	0	0	0	0	1	0	0	0	-2
12	Khamil Pierre		04:48	1-2	0-0	0-0	0	0	0	0	0	2	0	0	1	0	0	-2
21	Bella LaChance		00:53	0-0	0-0	0-0	0	0	0	1	0	0	0	0	0	0	0	0
5	Ryanne Allen		01:31	0-0	0-0	0-0	0	0	0	0	0	0	0	0	0	0	0	-5
Team							0	0	0			0		0				
<b>Totals</b>				4-15	0-1	1-1	4	7	11	5	3	9	2	5	2	3	0	-6

Shooting By Period		
3 <sup>rd</sup> FG%	4-15	26.7%
3PT%	0-1	0.0%
FT%	1-1	100%
GM FG%	4-15	26.7%
3PT%	0-1	0.0%
FT%	1-1	100.0%

Dead Ball Rebounds: 0, 0

Technical Fouls::NONE

	DAYTON	VANDY
Biggest lead	0 (1 <sup>st</sup> 10:00)	19 (3 <sup>rd</sup> 7:16)
Best Scoring Run	7(3 <sup>rd</sup> 0:08)	5(3 <sup>rd</sup> 7:16)
Lead Changes	0	
Times Tied	0	
Time with Lead	00:00	09:46

Points from	DAYTON	VANDY
Turnovers	5	2
Paint	2	8
Second Chance	3	2
Fast Breaks	2	3
Bench	7	2

	Period by Period Scoring				
	1st	2nd	3rd	4th	TOT
DAYTON	17	9	15	12	53
VANDY	17	25	9	19	70



**Dayton at Vanderbilt**

12/20/23 Memorial Gymnasium, Nashville  
2023-24 Women's Basketball

**Game Time:** 1:00 PM  
**Game Duration:** 1:46  
**Attendance:** 1,855

**Officials:** Denise Brooks, Karen Preato, Katie Lukanich

**Period 4**

**Quarter Starters:**

<b>VANDY</b>	3 Cambridge J	11 Oliver J	13 Pissott J	23 Moore I	35 Washington S
<b>DAYTON</b>	1 Lear N	3 Jones A	5 Smith A	10 Wolf I	23 Perez M

Game Time	VANDY	Score	Diff	DAYTON
09:47	13 PISSOTT J turnover bad pass (1)			23 PEREZ M steal (1)
09:40		<b>51-43</b>	<b>8</b>	1 LEAR N 2pt FG from turnover outside the paint, jump shot made (8)
09:24	3 CAMBRIDGE J 3pt FG , jump shot made (15)	<b>54-43</b>	<b>11</b>	
09:24	11 OLIVER J assist (3)			
08:54				3 JONES A turnover travel (1)
08:41	23 MOORE I turnover bad pass (3)			3 JONES A steal (1)
08:39	3 CAMBRIDGE J foul shooting (2 - 1)			3 JONES A foul drawn (2)
08:39	23 MOORE I substitution out			
08:39	21 LACHANCE B substitution in			
08:39				3 JONES A free throw fast break 1 - 2 missed
08:39		<b>54-44</b>	<b>10</b>	offensive dead ball rebound (1)
08:39				3 JONES A free throw fast break 2 - 2 made (13)
08:24	13 PISSOTT J foul drawn (3)			10 WOLF I foul personal (2 - 1)
08:16	3 CAMBRIDGE J 2pt FG in the paint, layup made (17)	<b>56-44</b>	<b>12</b>	
08:16	35 WASHINGTON S assist (3)			
07:51				5 SMITH A 2pt FG in the paint, layup blocked
07:51	35 WASHINGTON S block (6)			
07:46	3 CAMBRIDGE J defensive rebound (10)			
07:39	3 CAMBRIDGE J 3pt FG , jump shot missed			
07:36	35 WASHINGTON S offensive rebound (14)			
07:19	3 CAMBRIDGE J 3pt FG second chance, jump shot made (20)	<b>59-44</b>	<b>15</b>	
07:02				23 PEREZ M 2pt FG in the paint, jump shot missed
06:58	21 LACHANCE B defensive rebound (1)			
06:40	3 CAMBRIDGE J 2pt FG outside the paint, jump shot missed			
06:39				defensive dead ball rebound (2)
06:39	jump ball situation			
06:39	21 LACHANCE B substitution out			
06:39	24 MAKURAT A substitution in			
06:39				3 JONES A substitution out
06:39				23 PEREZ M substitution out
06:39				30 RISMILLER R substitution in
06:39				53 BOHANON D substitution in
06:10				53 BOHANON D 3pt FG , jump shot missed
06:09				offensive rebound (28)
06:09				turnover shot clock (16)
06:01	24 MAKURAT A turnover travel (3)			
06:01				1 LEAR N substitution out
06:01				3 JONES A substitution in
05:43		<b>59-47</b>	<b>12</b>	10 WOLF I 3pt FG from turnover, jump shot made (18)
05:43				3 JONES A assist (1)
05:34	Timeout 30 Sec			
05:34				Timeout media



**Dayton at Vanderbilt**

12/20/23 Memorial Gymnasium, Nashville  
2023-24 Women's Basketball

**Game Time:** 1:00 PM  
**Game Duration:** 1:46  
**Attendance:** 1,855

**Officials:** Denise Brooks, Karen Preato, Katie Lukanich

Game Time	VANDY	Score	Diff	DAYTON
05:13	3 CAMBRIDGE J 2pt FG in the paint, layup made (22)	<b>61-47</b>	<b>14</b>	
04:58		<b>61-49</b>	<b>12</b>	3 JONES A 2pt FG in the paint, layup made (15)
04:26	35 WASHINGTON S 2pt FG in the paint, layup made (11)	<b>63-49</b>	<b>14</b>	
04:26	13 PISSOTT J assist (1)			
04:02		<b>63-51</b>	<b>12</b>	30 RISMILLER R 2pt FG in the paint, jump shot made (6)
04:02				10 WOLF I assist (3)
03:40	24 MAKURAT A turnover travel (4)			
03:40	13 PISSOTT J substitution out			
03:40	5 ALLEN R substitution in			
03:16				5 SMITH A 3pt FG from turnover, jump shot missed
03:11	35 WASHINGTON S defensive rebound (15)			
02:50	11 OLIVER J foul drawn (2)			53 BOHANON D foul shooting (2 - 2)
02:50	24 MAKURAT A substitution out			
02:50	12 PIERRE K substitution in			
02:50				53 BOHANON D substitution out
02:50				1 LEAR N substitution in
02:50	11 OLIVER J free throw 1 - 2 missed			
02:50	offensive dead ball rebound (5)			
02:50	11 OLIVER J free throw 2 - 2 made (6)	<b>64-51</b>	<b>13</b>	
02:39	3 CAMBRIDGE J steal (5)			1 LEAR N turnover bad pass (4)
02:11	11 OLIVER J 2pt FG from turnover in the paint, jump shot made (8)	<b>66-51</b>	<b>15</b>	
02:04				3 JONES A 2pt FG outside the paint, jump shot missed
02:00	5 ALLEN R defensive rebound (1)			
01:36	11 OLIVER J 2pt FG in the paint, jump shot made (10)	<b>68-51</b>	<b>17</b>	
01:36	11 OLIVER J foul drawn (3)			10 WOLF I foul shooting (3 - 3)
01:36				30 RISMILLER R substitution out
01:36				13 WHEELER S substitution in
01:36	3 CAMBRIDGE J substitution out			
01:36	35 WASHINGTON S substitution out			
01:36	14 MITCHELL A substitution in			
01:36	21 LACHANCE B substitution in			
01:36	11 OLIVER J free throw 1 - 1 made (11)	<b>69-51</b>	<b>18</b>	
01:26	21 LACHANCE B steal (2)			1 LEAR N turnover bad pass (5)
01:01	11 OLIVER J turnover bad pass (2)			5 SMITH A steal (3)
00:53	14 MITCHELL A foul shooting (1 - 2)			5 SMITH A foul drawn (2)
00:53	11 OLIVER J substitution out			
00:53	2 BROWN J substitution in			
00:53		<b>69-52</b>	<b>17</b>	5 SMITH A free throw 1 - 2 made (3)
00:53		<b>69-53</b>	<b>16</b>	5 SMITH A free throw 2 - 2 made (4)
00:53				5 SMITH A substitution out
00:53				10 WOLF I substitution out
00:53				2 KOZLOVA T substitution in
00:53				50 FIALA E substitution in
00:36	12 PIERRE K foul drawn (3)			13 WHEELER S foul shooting (1 - 4)
00:36	12 PIERRE K free throw 1 - 2 missed			
00:36	offensive dead ball rebound (6)			
00:36	12 PIERRE K free throw 2 - 2 made (4)	<b>70-53</b>	<b>17</b>	
00:26				1 LEAR N 2pt FG in the paint, layup missed





Official Basketball Play by Play - 4th Period

### Dayton at Vanderbilt

12/20/23 Memorial Gymnasium, Nashville  
2023-24 Women's Basketball

Game Time: 1:00 PM

Game Duration: 1:46

Attendance: 1,855

Officials: Denise Brooks, Karen Preato, Katie Lukanich

Game Time	VANDY	Score	Diff	DAYTON
00:26				50 FIALA E offensive rebound (1)
00:26	21 LACHANCE B foul personal (2 - 3)			50 FIALA E foul drawn (1)
00:08				2 KOZLOVA T 3pt FG second chance, jump shot missed
00:03				50 FIALA E offensive rebound (2)
00:03				50 FIALA E turnover out of bounds (1)
<b>END OF GAME</b>				
<b>VANDY 70-53 DAYTON</b>				



**Dayton at Vanderbilt**

12/20/23 Memorial Gymnasium, Nashville  
2023-24 Women's Basketball

Game Time: 1:00 PM  
Game Duration: 1:46  
Attendance: 1,855

Officials: Denise Brooks, Karen Preato, Katie Lukanich

**Dayton - 12**

NO.	Name	F	Min	FG			Rebounds			Fouls		TP	AS	TO	ST	Blocks		+/-
				M-A	3P	FT	OR	DR	TOT	PF	FD					BS	BA	
5	Arianna Smith	F	09:07	0-2	0-1	2-2	0	0	0	0	1	2	0	0	1	0	1	-6
23	Mariah Perez	F	03:21	0-1	0-0	0-0	0	0	0	0	0	0	0	0	1	0	0	-5
0	Denika Lightbourne	G	00:00	0-0	0-0	0-0	0	0	0	0	0	0	0	0	0	0	0	0
10	Ivy Wolf	G	09:07	1-1	1-1	0-0	0	0	0	2	0	3	1	0	0	0	0	-6
53	Destiny Bohanon	G	03:49	0-1	0-1	0-0	0	0	0	1	0	0	0	0	0	0	0	3
30	Riley Rismiller		05:03	1-1	0-0	0-0	0	0	0	0	0	2	0	0	0	0	0	-2
3	Anyssa Jones		09:22	1-2	0-0	1-2	0	0	0	0	1	3	1	1	1	0	0	-7
1	Nayo Lear		06:49	1-2	0-0	0-0	0	0	0	0	0	2	0	2	0	0	0	-10
13	Shannon Wheeler		01:36	0-0	0-0	0-0	0	0	0	1	0	0	0	0	0	0	0	0
2	Taisiya Kozlova		00:54	0-1	0-1	0-0	0	0	0	0	0	0	0	0	0	0	0	-1
50	Eve Fiala		00:54	0-0	0-0	0-0	2	0	2	0	1	0	0	1	0	0	0	-1
Team							1	0	1			0		1				
<b>Totals</b>				4-11	1-4	3-4	3	0	3	4	3	12	2	5	3	0	1	-7

Shooting By Period		
4 <sup>th</sup> FG%	4-11	36.4%
3PT%	1-4	25.0%
FT%	3-4	75%
GM FG%	4-11	36.4%
3PT%	1-4	25.0%
FT%	3-4	75.0%

Dead Ball Rebounds: 1, 1

Technical Fouls::NONE

**Vanderbilt - 19**

NO.	Name	F	Min	FG			Rebounds			Fouls		TP	AS	TO	ST	Blocks		+/-
				M-A	3P	FT	OR	DR	TOT	PF	FD					BS	BA	
35	Sacha Washington	F	08:24	1-1	0-0	0-0	1	1	2	0	0	2	1	0	0	1	0	7
3	Jordyn Cambridge	G	08:24	4-6	2-3	0-0	0	1	1	1	0	10	0	0	1	0	0	7
11	Jordyn Oliver	G	09:07	2-2	0-0	2-3	0	0	0	0	2	6	1	1	0	0	0	8
13	Justine Pissott	G	06:20	0-0	0-0	0-0	0	0	0	0	1	0	1	1	0	0	0	2
23	Iyana Moore	G	01:21	0-0	0-0	0-0	0	0	0	0	0	0	0	1	0	0	0	1
21	Bella LaChance		03:36	0-0	0-0	0-0	0	1	1	1	0	0	0	0	1	0	0	4
24	Aga Makurat		03:49	0-0	0-0	0-0	0	0	0	0	0	0	0	2	0	0	0	-3
5	Ryanne Allen		03:40	0-0	0-0	0-0	0	1	1	0	0	0	0	0	0	0	0	5
12	Khamil Pierre		02:50	0-0	0-0	1-2	0	0	0	0	1	1	0	0	0	0	0	5
14	Aiyana Mitchell		01:36	0-0	0-0	0-0	0	0	0	1	0	0	0	0	0	0	0	0
2	Jada Brown		00:54	0-0	0-0	0-0	0	0	0	0	0	0	0	0	0	0	0	-1
Team							0	0	0			0		0				
<b>Totals</b>				7-9	2-3	3-5	1	4	5	3	4	19	3	5	2	1	0	7

Shooting By Period		
4 <sup>th</sup> FG%	7-9	77.8%
3PT%	2-3	66.7%
FT%	3-5	60%
GM FG%	7-9	77.8%
3PT%	2-3	66.7%
FT%	3-5	60.0%

Dead Ball Rebounds: 2, 0

Technical Fouls::NONE

	DAYTON	VANDY
Biggest lead	0 (1 <sup>st</sup> 10:00)	18 (4 <sup>th</sup> 1:36)
Best Scoring Run	3(4 <sup>th</sup> 5:43)	6(4 <sup>th</sup> 1:36)
Lead Changes	0	
Times Tied	0	
Time with Lead	00:00	09:40

Points from	DAYTON	VANDY
Turnovers	8	2
Paint	4	10
Second Chance	0	3
Fast Breaks	1	0
Bench	7	1

	Period by Period Scoring				
	1st	2nd	3rd	4th	TOT
DAYTON	17	9	15	12	53
VANDY	17	25	9	19	70



**Dayton at Vanderbilt**

12/20/23 Memorial Gymnasium, Nashville  
2023-24 Women's Basketball

Game Time: 1:00 PM  
Game Duration: 1:46  
Attendance: 1,855

Officials: Denise Brooks, Karen Preato, Katie Lukanich

**Dayton - 27**

NO.	Name	F	Min	FG			Rebounds			Fouls		TP	AS	TO	ST	Blocks		+/-
				M-A	M-A	M-A	OR	DR	TOT	PF	FD					BS	BA	
5	Arianna Smith	F	14:34	1-3	0-1	2-3	1	0	1	1	2	4	0	0	2	0	1	-1
23	Mariah Perez	F	06:59	0-3	0-0	0-0	0	1	1	0	1	0	0	0	1	0	2	-5
0	Denika Lightbourne	G	00:00	0-0	0-0	0-0	0	0	0	0	0	0	0	0	0	0	0	0
10	Ivy Wolf	G	19:07	3-6	2-5	1-1	0	0	0	2	1	9	2	1	1	0	0	0
53	Destiny Bohanon	G	10:00	0-4	0-3	0-0	0	2	2	2	0	0	0	0	0	0	0	1
1	Nayo Lear		14:05	2-5	0-1	0-0	0	1	1	1	1	4	1	3	0	0	0	-5
13	Shannon Wheeler		07:22	0-1	0-0	0-0	1	0	1	1	0	0	0	0	0	0	0	3
3	Anyssa Jones		15:55	2-4	1-1	3-4	1	1	2	0	2	8	1	1	1	0	1	2
30	Riley Rismiller		10:12	1-1	0-0	0-0	0	2	2	0	0	2	0	1	0	0	0	2
2	Taisiya Kozlova		00:54	0-1	0-1	0-0	0	0	0	0	0	0	0	0	0	0	0	-1
50	Eve Fiala		00:54	0-0	0-0	0-0	2	0	2	0	1	0	0	1	0	0	0	-1
Team							4	0	4			0		2				
<b>Totals</b>				9-28	3-12	6-8	9	7	16	7	8	27	4	9	5	0	4	-1

Shooting By Period		
3 <sup>rd</sup> FG%	5-17	29.4%
3PT%	2-8	25.0%
FT%	3-4	75%
4 <sup>th</sup> FG%	4-11	36.4%
3PT%	1-4	25.0%
FT%	3-4	75%
GM FG%	9-28	32.1%
3PT%	3-12	25.0%
FT%	6-8	75.0%

Dead Ball Rebounds: 1, 1

Technical Fouls::NONE

**Vanderbilt - 28**

NO.	Name	F	Min	FG			Rebounds			Fouls		TP	AS	TO	ST	Blocks		+/-
				M-A	M-A	M-A	OR	DR	TOT	PF	FD					BS	BA	
35	Sacha Washington	F	13:51	1-4	0-0	0-0	2	4	6	2	1	2	2	3	0	3	0	2
3	Jordyn Cambridge	G	18:24	6-10	2-3	0-0	3	2	5	1	0	14	0	1	2	1	0	1
11	Jordyn Oliver	G	18:52	3-4	0-0	3-4	0	2	2	1	3	9	2	1	0	0	0	3
13	Justine Pissott	G	16:20	0-3	0-1	0-0	0	1	1	0	2	0	1	1	0	0	0	-4
23	Iyana Moore	G	05:42	0-1	0-0	0-0	0	0	0	1	0	0	0	1	0	0	0	2
24	Aga Makurat		07:04	0-0	0-0	0-0	0	0	0	0	0	0	0	3	0	0	0	-5
12	Khamil Pierre		07:38	1-2	0-0	1-2	0	0	0	0	1	3	0	0	1	0	0	3
21	Bella LaChance		04:29	0-0	0-0	0-0	0	1	1	2	0	0	0	0	1	0	0	4
5	Ryanne Allen		05:11	0-0	0-0	0-0	0	1	1	0	0	0	0	0	0	0	0	0
14	Aiyana Mitchell		01:36	0-0	0-0	0-0	0	0	0	1	0	0	0	0	0	0	0	0
2	Jada Brown		00:54	0-0	0-0	0-0	0	0	0	0	0	0	0	0	0	0	0	-1
Team							0	0	0			0		0				
<b>Totals</b>				11-24	2-4	4-6	5	11	16	8	7	28	5	10	4	4	0	1

Shooting By Period		
3 <sup>rd</sup> FG%	4-15	26.7%
3PT%	0-1	0.0%
FT%	1-1	100%
4 <sup>th</sup> FG%	7-9	77.8%
3PT%	2-3	66.7%
FT%	3-5	60%
GM FG%	11-24	45.8%
3PT%	2-4	50.0%
FT%	4-6	66.7%

Dead Ball Rebounds: 2, 0

Technical Fouls::NONE

	DAYTON	VANDY
Biggest lead	0 (1 <sup>st</sup> 10:00)	19 (3 <sup>rd</sup> 7:16)
Best Scoring Run	9(4 <sup>th</sup> 9:40)	6(4 <sup>th</sup> 1:36)
Lead Changes	0	
Times Tied	0	
Time with Lead	00:00	19:46

Points from	DAYTON	VANDY
Turnovers	13	4
Paint	6	18
Second Chance	3	5
Fast Breaks	3	3
Bench	14	3

	Period by Period Scoring				
	1st	2nd	3rd	4th	TOT
DAYTON	17	9	15	12	53
VANDY	17	25	9	19	70



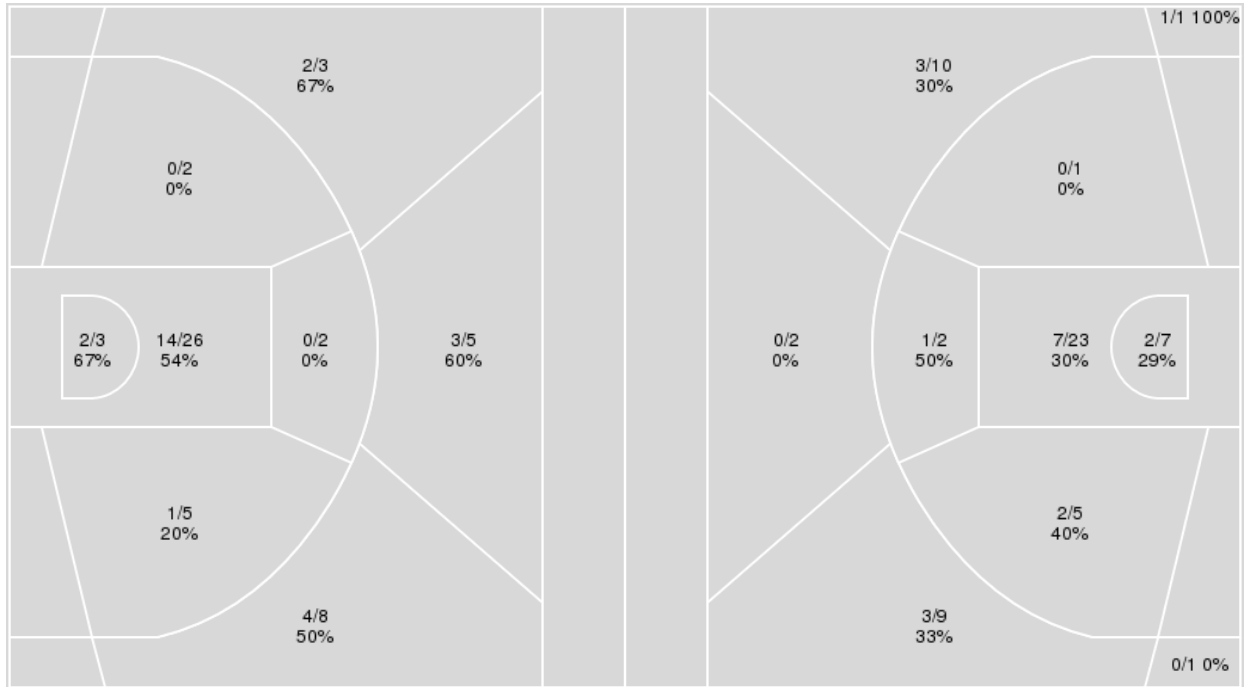
**Officials:** Denise Brooks, Karen Preato, Katie Lukanich

{ Players => 2, 3, 4, 5, 10, 11, 12, 13, 14, 21, 23, 24, 35; } FG Types => All; Results => All;

{ Players => 0, 1, 2, 3, 4, 5, 10, 13, 22, 23, 30, 42, 50, 53; } FG Types => All; Results => All;

**Vanderbilt**

**Dayton**



Vanderbilt	M/A	%
Field Goals	26/54	48
2 Points	17/38	45
3 Points	9/16	56
Free Throws	9/16	56

Dayton	M/A	%
Field Goals	19/61	31
2 Points	12/38	32
3 Points	7/23	30
Free Throws	8/10	80



**Dayton at Vanderbilt**

12/20/23 Memorial Gymnasium, Nashville  
2023-24 Women's Basketball

Game Time: 1:00 PM  
Game Duration: 1:46  
Attendance: 1,855

Officials: Denise Brooks, Karen Preato, Katie Lukanich

**Dayton**

No	Name	Mins		Score		Points Diff		Points per Min		Assists		Rebounds		Steals		Turnovers	
		On	Off	On	Off	On	Off	On	Off	On	Off	On	Off	On	Off	On	Off
0	Denika Lightbourne	01:51	38:09	0 - 2	53 - 68	-2	-15	0.00	1.39	0	10	3	27	2	7	1	18
1	Nayo Lear	26:28	13:32	41 - 46	12 - 24	-5	-12	1.55	0.89	6	4	22	8	6	3	13	6
2	Taisiya Kozlova	05:16	34:45	5 - 14	48 - 56	-9	-8	0.95	1.38	1	9	4	26	0	9	1	18
3	Anyssa Jones	31:52	08:08	49 - 59	4 - 11	-10	-7	1.54	0.49	10	0	20	10	6	3	15	4
5	Arianna Smith	23:50	16:11	35 - 40	18 - 30	-5	-12	1.47	1.11	7	3	15	15	8	1	12	7
10	Ivy Wolf	38:12	01:49	53 - 69	0 - 1	-16	-1	1.39	0.00	10	0	26	4	9	0	17	2
13	Shannon Wheeler	19:51	20:09	29 - 32	24 - 38	-3	-14	1.46	1.19	5	5	20	10	3	6	11	8
23	Mariah Perez	10:45	29:15	9 - 19	44 - 51	-10	-7	0.84	1.50	1	9	6	24	6	3	5	14
30	Riley Rismiller	20:19	19:41	28 - 35	25 - 35	-7	-10	1.38	1.27	6	4	15	15	1	8	9	10
50	Eve Fiala	00:54	39:07	0 - 1	53 - 69	-1	-16	0.00	1.36	0	10	2	28	0	9	1	18
53	Destiny Bohanon	20:44	19:16	16 - 33	37 - 37	-17	0	0.77	1.92	4	6	17	13	4	5	10	9

**Vanderbilt**

No	Name	Mins		Score		Points Diff		Points per Min		Assists		Rebounds		Steals		Turnovers	
		On	Off	On	Off	On	Off	On	Off	On	Off	On	Off	On	Off	On	Off
2	Jada Brown	00:54	39:07	1 - 2	69 - 51	-1	18	1.12	1.76	0	16	0	41	0	10	0	20
3	Jordyn Cambridge	35:15	04:45	59 - 46	11 - 7	13	4	1.67	2.32	13	3	37	4	9	1	18	2
5	Ryanne Allen	05:11	34:49	7 - 7	63 - 46	0	17	1.35	1.81	0	16	3	38	3	7	1	19
11	Jordyn Oliver	33:49	06:12	60 - 37	10 - 16	23	-6	1.77	1.62	15	1	36	5	8	2	17	3
12	Khamil Pierre	12:41	27:19	20 - 21	50 - 32	-1	18	1.58	1.83	2	14	10	31	5	5	5	15
13	Justine Pissott	33:22	06:38	59 - 44	11 - 9	15	2	1.77	1.66	16	0	35	6	7	3	17	3
14	Aiyana Mitchell	01:36	38:24	2 - 2	68 - 51	0	17	1.25	1.77	0	16	0	41	1	9	1	19
21	Bella LaChance	11:25	28:35	21 - 16	49 - 37	5	12	1.84	1.71	5	11	11	30	3	7	3	17
23	Iyana Moore	15:51	24:09	26 - 17	44 - 36	9	8	1.64	1.82	6	10	20	21	4	6	13	7
24	Aga Makurat	16:06	23:54	31 - 27	39 - 26	4	13	1.93	1.63	8	8	16	25	2	8	7	13
35	Sacha Washington	33:51	06:09	64 - 46	6 - 7	18	-1	1.89	0.98	15	1	37	4	8	2	18	2

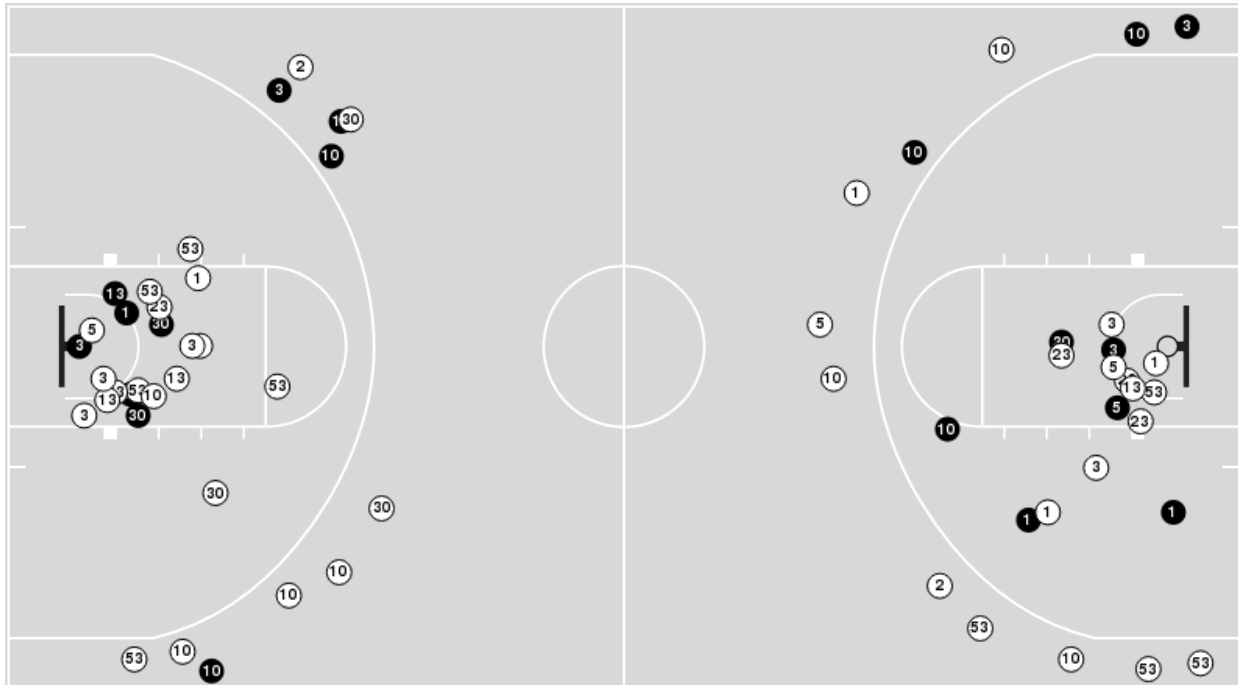


**Officials:** Denise Brooks, Karen Preato, Katie Lukanich

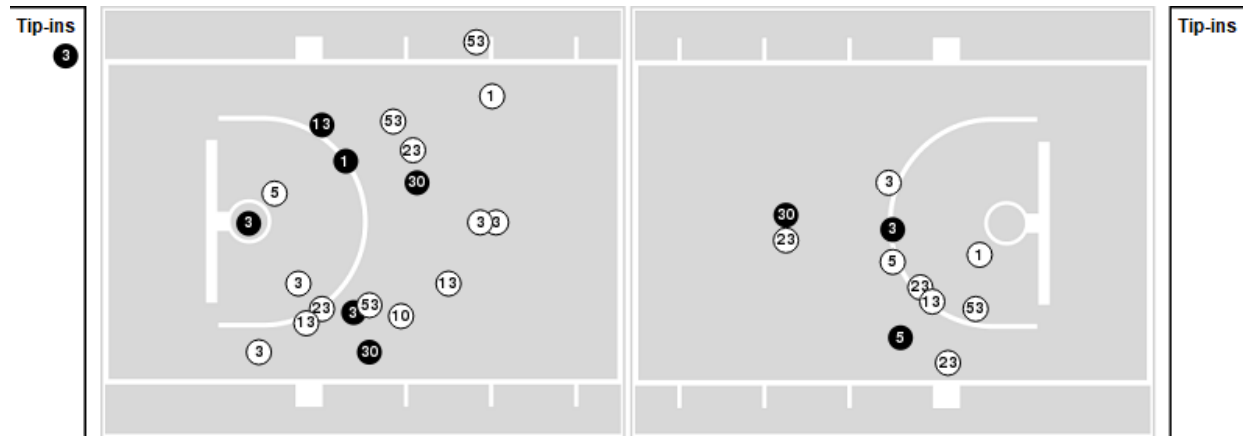
Players => 0, 1, 2, 3, 4, 5, 10, 13, 22, 23, 30, 42, 50, 53 FG Types=>All Results=>All

### Dayton

#### All Field Goals



#### Blow Up Chart



● Made    ○ Missed    N - Player Number

Dayton	M/A	%
Field Goals	19/61	31
2 Points	12/38	32
3 Points	7/23	30
Free Throws	8/10	80

Dayton	M/A	%
Points in the Paint	18 (9 / 30)	30
Fast Break Points	8 (5/6)	83
Second Chance Points	7 (5/13)	38
Effective FG%	37	



**Dayton at Vanderbilt**

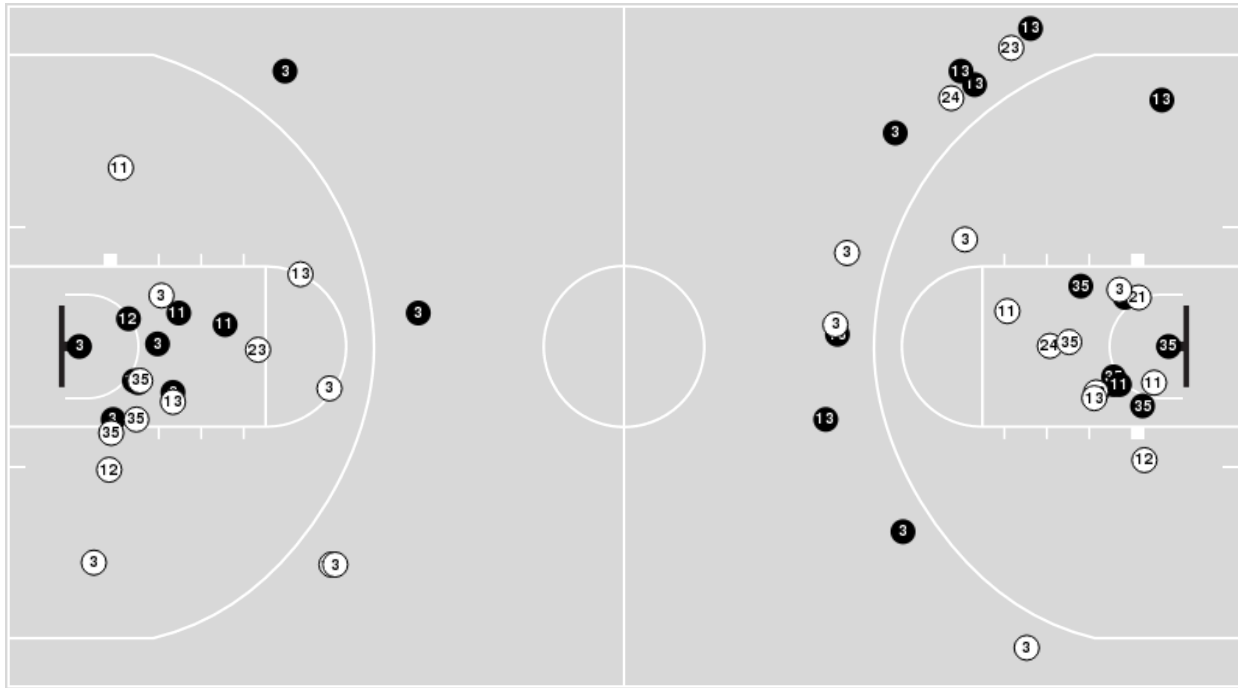
12/20/23 Memorial Gymnasium, Nashville  
2023-24 Women's Basketball

Officials: Denise Brooks, Karen Preato, Katie Lukanich

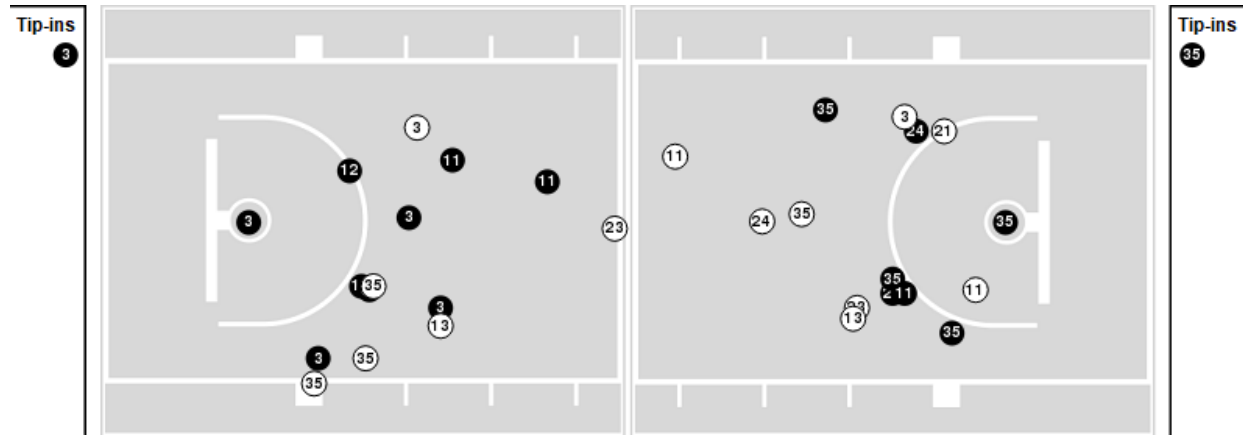
Players => 2, 3, 4, 5, 10, 11, 12, 13, 14, 21, 23, 24, 35FG Types=>AllResults=>All

**Vanderbilt**

**All Field Goals**



**Blow Up Chart**



● Made ○ Missed N - Player Number

Vanderbilt	M/A	%
Field Goals	26/54	48
2 Points	17/38	45
3 Points	9/16	56
Free Throws	9/16	56

Vanderbilt	M/A	%
Points in the Paint	32 (16 / 29)	55
Fast Break Points	10 (6/7)	86
Second Chance Points	17 (8/12)	67
Effective FG%	56	



**Dayton at Vanderbilt**

12/20/23 Memorial Gymnasium, Nashville  
2023-24 Women's Basketball

**Game Time:** 1:00 PM  
**Game Duration:** 1:46  
**Attendance:** 1,855

**Officials:** Denise Brooks, Karen Preato, Katie Lukanich

**Dayton**

Lineup	Quarter On	Time On	Quarter Off	Time Off	Time on Court	Score	Score Diff	Reb	Stl	Tov	Ass	PPP
0- Lightbourne D/ 5- Smith A/ 10- Wolf I/ 23- Perez M/ 53- Bohanon D/	1	10:00	1	08:09	01:51	0-2	-2	3	2	1	0	0.0000
3- Jones A/ 5- Smith A/ 10- Wolf I/ 23- Perez M/ 53- Bohanon D/	1	08:09	1	06:14	01:55	2-5	-3	0	1	2	1	0.5000
3- Jones A/ 5- Smith A/ 10- Wolf I/ 13- Wheeler S/ 53- Bohanon D/	1	06:14	1	05:41	00:33	0-0	0	1	0	0	0	0.0000
1- Lear N/ 3- Jones A/ 5- Smith A/ 10- Wolf I/ 13- Wheeler S/	1	05:41	1	00:44	04:57	11-10	1	4	0	3	3	1.1134
1- Lear N/ 3- Jones A/ 10- Wolf I/ 13- Wheeler S/ 30- Rismiller R/	1	00:44	2	10:00	00:44	4-0	4	1	1	0	1	2.0000
1- Lear N/ 3- Jones A/ 13- Wheeler S/ 30- Rismiller R/ 53- Bohanon D/	2	10:00	2	09:05	00:55	0-0	0	2	0	1	0	0.0000
3- Jones A/ 10- Wolf I/ 13- Wheeler S/ 30- Rismiller R/ 53- Bohanon D/	2	09:05	2	07:26	01:39	0-6	-6	0	0	2	0	0.0000
1- Lear N/ 10- Wolf I/ 13- Wheeler S/ 30- Rismiller R/ 53- Bohanon D/	2	07:26	2	05:14	02:12	2-4	-2	1	0	1	0	0.6667
1- Lear N/ 3- Jones A/ 10- Wolf I/ 13- Wheeler S/ 30- Rismiller R/	2	05:14	2	04:22	00:52	2-2	0	0	0	0	0	1.0000
1- Lear N/ 2- Kozlova T/ 3- Jones A/ 10- Wolf I/ 30- Rismiller R/	2	04:22	2	01:39	02:43	5-8	-3	2	0	0	1	1.0000
2- Kozlova T/ 3- Jones A/ 10- Wolf I/ 30- Rismiller R/ 53- Bohanon D/	2	01:39	2	00:36	01:02	0-2	-2	0	0	0	0	0.0000
2- Kozlova T/ 3- Jones A/ 10- Wolf I/ 13- Wheeler S/ 53- Bohanon D/	2	00:36	3	10:00	00:36	0-3	-3	0	0	0	0	0.0000
1- Lear N/ 5- Smith A/ 10- Wolf I/ 23- Perez M/ 53- Bohanon D/	3	10:00	3	07:16	02:44	2-4	-2	3	0	1	0	0.5000
1- Lear N/ 5- Smith A/ 10- Wolf I/ 13- Wheeler S/ 53- Bohanon D/	3	07:16	3	06:33	00:43	0-1	-1	2	1	0	0	0.0000
1- Lear N/ 3- Jones A/ 5- Smith A/ 10- Wolf I/ 13- Wheeler S/	3	06:33	3	06:03	00:30	3-0	3	0	0	0	0	2.0833
1- Lear N/ 3- Jones A/ 10- Wolf I/ 13- Wheeler S/ 30- Rismiller R/	3	06:03	3	05:09	00:54	0-2	-2	1	0	1	0	0.0000
3- Jones A/ 10- Wolf I/ 13- Wheeler S/ 30- Rismiller R/ 53- Bohanon D/	3	05:09	3	02:25	02:44	3-2	1	4	0	1	1	0.7500
1- Lear N/ 3- Jones A/ 10- Wolf I/ 13- Wheeler S/ 30- Rismiller R/	3	02:25	3	01:30	00:55	2-0	2	2	0	0	0	1.0638
1- Lear N/ 3- Jones A/ 5- Smith A/ 10- Wolf I/ 30- Rismiller R/	3	01:30	3	00:54	00:35	3-0	3	1	0	1	1	1.5000
1- Lear N/ 3- Jones A/ 5- Smith A/ 10- Wolf I/ 23- Perez M/	3	00:54	4	06:39	04:15	5-8	-3	0	3	1	0	0.7911
1- Lear N/ 5- Smith A/ 10- Wolf I/ 30- Rismiller R/ 53- Bohanon D/	4	06:39	4	06:01	00:38	0-0	0	1	0	1	0	0.0000
3- Jones A/ 5- Smith A/ 10- Wolf I/ 30- Rismiller R/ 53- Bohanon D/	4	06:01	4	02:50	03:11	7-4	3	0	0	0	2	1.7500
1- Lear N/ 3- Jones A/ 5- Smith A/ 10- Wolf I/ 30- Rismiller R/	4	02:50	4	01:36	01:14	0-5	-5	0	0	1	0	0.0000
1- Lear N/ 3- Jones A/ 5- Smith A/ 10- Wolf I/ 13- Wheeler S/	4	01:36	4	00:53	00:42	2-1	1	0	1	1	0	1.0638
1- Lear N/ 2- Kozlova T/ 3- Jones A/ 13- Wheeler S/ 50- Fiala E/	4	00:53	4	00:00	00:53	0-1	-1	2	0	1	0	0.0000





**Dayton at Vanderbilt**

12/20/23 Memorial Gymnasium, Nashville  
2023-24 Women's Basketball

**Game Time:** 1:00 PM  
**Game Duration:** 1:46  
**Attendance:** 1,855

**Officials:** Denise Brooks, Karen Preato, Katie Lukanich

**Vanderbilt**

Lineup	Quarter On	Time On	Quarter Off	Time Off	Time on Court	Score	Score Diff	Reb	Stl	Tov	Ass	PPP
3- Cambridge J/ 11- Oliver J/ 13- Pissott J/ 23- Moore I/ 35- Washington S/	1	10:00	1	05:23	04:37	8-4	4	5	2	4	3	0.9009
3- Cambridge J/ 11- Oliver J/ 13- Pissott J/ 21- LaChance B/ 35- Washington S/	1	05:23	1	05:03	00:20	0-0	0	0	0	0	0	0.0000
3- Cambridge J/ 12- Pierre K/ 13- Pissott J/ 21- LaChance B/ 35- Washington S/	1	05:03	1	02:58	02:05	5-6	-1	1	1	1	1	1.2887
3- Cambridge J/ 12- Pierre K/ 21- LaChance B/ 24- Makurat A/ 35- Washington S/	1	02:58	1	02:58	00:00	0-0	0	0	0	0	0	0.0000
3- Cambridge J/ 12- Pierre K/ 23- Moore I/ 24- Makurat A/ 35- Washington S/	1	02:58	2	10:00	02:58	4-7	-3	4	1	2	0	0.6944
3- Cambridge J/ 11- Oliver J/ 13- Pissott J/ 23- Moore I/ 35- Washington S/	2	10:00	2	07:52	02:08	5-0	5	3	1	1	1	1.2500
11- Oliver J/ 13- Pissott J/ 21- LaChance B/ 23- Moore I/ 35- Washington S/	2	07:52	2	07:26	00:26	1-0	1	1	0	0	0	1.1364
3- Cambridge J/ 11- Oliver J/ 13- Pissott J/ 21- LaChance B/ 35- Washington S/	2	07:26	2	06:04	01:22	0-2	-2	3	0	0	0	0.0000
3- Cambridge J/ 11- Oliver J/ 13- Pissott J/ 24- Makurat A/ 35- Washington S/	2	06:04	2	04:22	01:42	6-2	4	2	1	1	2	1.5000
11- Oliver J/ 13- Pissott J/ 21- LaChance B/ 24- Makurat A/ 35- Washington S/	2	04:22	2	01:39	02:43	8-5	3	3	0	1	3	1.6000
3- Cambridge J/ 11- Oliver J/ 13- Pissott J/ 24- Makurat A/ 35- Washington S/	2	01:39	3	10:00	01:39	5-0	5	3	0	0	1	2.5000
3- Cambridge J/ 11- Oliver J/ 13- Pissott J/ 23- Moore I/ 35- Washington S/	3	10:00	3	06:33	03:27	5-2	3	5	0	3	1	0.7764
3- Cambridge J/ 11- Oliver J/ 13- Pissott J/ 24- Makurat A/ 35- Washington S/	3	06:33	3	06:18	00:15	0-2	-2	0	0	0	0	0.0000
3- Cambridge J/ 12- Pierre K/ 13- Pissott J/ 24- Makurat A/ 35- Washington S/	3	06:18	3	06:03	00:15	0-1	-1	0	0	0	0	0.0000
3- Cambridge J/ 11- Oliver J/ 12- Pierre K/ 13- Pissott J/ 24- Makurat A/	3	06:03	3	03:18	02:45	4-3	1	3	0	1	1	0.8000
3- Cambridge J/ 11- Oliver J/ 12- Pierre K/ 13- Pissott J/ 21- LaChance B/	3	03:18	3	02:25	00:53	0-0	0	0	1	0	0	0.0000
3- Cambridge J/ 5- Allen R/ 11- Oliver J/ 12- Pierre K/ 13- Pissott J/	3	02:25	3	01:30	00:55	0-2	-2	1	0	0	0	0.0000
3- Cambridge J/ 5- Allen R/ 11- Oliver J/ 13- Pissott J/ 35- Washington S/	3	01:30	3	00:54	00:35	0-3	-3	0	1	0	0	0.0000
3- Cambridge J/ 11- Oliver J/ 13- Pissott J/ 23- Moore I/ 35- Washington S/	3	00:54	4	08:39	02:15	3-4	-1	2	0	3	1	0.7500
3- Cambridge J/ 11- Oliver J/ 13- Pissott J/ 21- LaChance B/ 35- Washington S/	4	08:39	4	06:39	02:00	5-1	4	3	0	0	1	1.6667
3- Cambridge J/ 11- Oliver J/ 13- Pissott J/ 24- Makurat A/ 35- Washington S/	4	06:39	4	03:40	02:59	4-7	-3	0	0	2	1	1.0000
3- Cambridge J/ 5- Allen R/ 11- Oliver J/ 24- Makurat A/ 35- Washington S/	4	03:40	4	02:50	00:50	0-0	0	1	0	0	0	0.0000
3- Cambridge J/ 5- Allen R/ 11- Oliver J/ 12- Pierre K/ 35- Washington S/	4	02:50	4	01:36	01:14	5-0	5	1	1	0	0	1.7361
5- Allen R/ 11- Oliver J/ 12- Pierre K/ 14- Mitchell A/ 21- LaChance B/	4	01:36	4	00:53	00:42	1-0	1	0	1	1	0	0.6944
2- Brown J/ 5- Allen R/ 12- Pierre K/ 14- Mitchell A/ 21- LaChance B/	4	00:53	4	00:00	00:53	1-2	-1	0	0	0	0	1.1364



**Dayton at Vanderbilt**

12/20/23 Memorial Gymnasium, Nashville  
2023-24 Women's Basketball

**Game Time:** 1:00 PM  
**Game Duration:** 1:46  
**Attendance:** 1,855

**Officials:** Denise Brooks, Karen Preato, Katie Lukanich

**Dayton**

Lineup	Time	Score	Score Diff	Pts/Min	Reb	Stl	Tov	Ass	PPP
1- Lear N/3- Jones A/5- Smith A/10- Wolf I/13- Wheeler S/	06:09	16-11	5	2.5981	4	1	4	3	1.2121
3- Jones A/10- Wolf I/13- Wheeler S/30- Rismiller R/53- Bohanon D/	04:23	3-8	-5	0.6844	4	0	3	1	0.4286
1- Lear N/3- Jones A/5- Smith A/10- Wolf I/23- Perez M/	04:15	5-8	-3	1.1760	0	3	1	0	0.7911
1- Lear N/3- Jones A/10- Wolf I/13- Wheeler S/30- Rismiller R/	03:25	8-4	4	2.3415	4	1	1	1	1.1628
3- Jones A/5- Smith A/10- Wolf I/30- Rismiller R/53- Bohanon D/	03:11	7-4	3	2.1990	0	0	0	2	1.7500
1- Lear N/5- Smith A/10- Wolf I/23- Perez M/53- Bohanon D/	02:44	2-4	-2	0.7317	3	0	1	0	0.5000
1- Lear N/2- Kozlova T/3- Jones A/10- Wolf I/30- Rismiller R/	02:43	5-8	-3	1.8405	2	0	0	1	1.0000
1- Lear N/10- Wolf I/13- Wheeler S/30- Rismiller R/53- Bohanon D/	02:12	2-4	-2	0.9091	1	0	1	0	0.6667
3- Jones A/5- Smith A/10- Wolf I/23- Perez M/53- Bohanon D/	01:55	2-5	-3	1.0435	0	1	2	1	0.5000
0- Lightbourne D/5- Smith A/10- Wolf I/23- Perez M/53- Bohanon D/	01:51	0-2	-2	0.0000	3	2	1	0	0.0000
1- Lear N/3- Jones A/5- Smith A/10- Wolf I/30- Rismiller R/	01:49	3-5	-2	1.6379	1	0	2	1	0.7500
2- Kozlova T/3- Jones A/10- Wolf I/30- Rismiller R/53- Bohanon D/	01:02	0-2	-2	0.0000	0	0	0	0	0.0000
1- Lear N/3- Jones A/13- Wheeler S/30- Rismiller R/53- Bohanon D/	00:55	0-0	0	0.0000	2	0	1	0	0.0000
1- Lear N/2- Kozlova T/3- Jones A/13- Wheeler S/50- Fiala E/	00:53	0-1	-1	0.0000	2	0	1	0	0.0000
1- Lear N/5- Smith A/10- Wolf I/13- Wheeler S/53- Bohanon D/	00:43	0-1	-1	0.0000	2	1	0	0	0.0000
1- Lear N/5- Smith A/10- Wolf I/30- Rismiller R/53- Bohanon D/	00:38	0-0	0	0.0000	1	0	1	0	0.0000
2- Kozlova T/3- Jones A/10- Wolf I/13- Wheeler S/53- Bohanon D/	00:36	0-3	-3	0.0000	0	0	0	0	0.0000
3- Jones A/5- Smith A/10- Wolf I/13- Wheeler S/53- Bohanon D/	00:33	0-0	0	0.0000	1	0	0	0	0.0000



**Dayton at Vanderbilt**

12/20/23 Memorial Gymnasium, Nashville  
2023-24 Women's Basketball

**Game Time:** 1:00 PM  
**Game Duration:** 1:46  
**Attendance:** 1,855

**Officials:** Denise Brooks, Karen Preato, Katie Lukanich

**Vanderbilt**

Lineup	Time	Score	Score Diff	Pts/Min	Reb	Stl	Tov	Ass	PPP
3- Cambridge J/ 11- Oliver J/ 13- Pissott J/ 23- Moore I/ 35- Washington S/	12:27	21-10	11	1.6865	15	3	11	6	0.9005
3- Cambridge J/ 11- Oliver J/ 13- Pissott J/ 24- Makurat A/ 35- Washington S/	06:35	15-11	4	2.2785	5	1	3	4	1.5000
3- Cambridge J/ 11- Oliver J/ 13- Pissott J/ 21- LaChance B/ 35- Washington S/	03:42	5-3	2	1.3514	6	0	0	1	1.0000
3- Cambridge J/ 12- Pierre K/ 23- Moore I/ 24- Makurat A/ 35- Washington S/	02:58	4-7	-3	1.3483	4	1	2	0	0.6944
3- Cambridge J/ 11- Oliver J/ 12- Pierre K/ 13- Pissott J/ 24- Makurat A/	02:45	4-3	1	1.4545	3	0	1	1	0.8000
11- Oliver J/ 13- Pissott J/ 21- LaChance B/ 24- Makurat A/ 35- Washington S/	02:43	8-5	3	2.9448	3	0	1	3	1.6000
3- Cambridge J/ 12- Pierre K/ 13- Pissott J/ 21- LaChance B/ 35- Washington S/	02:05	5-6	-1	2.4000	1	1	1	1	1.2887
3- Cambridge J/ 5- Allen R/ 11- Oliver J/ 12- Pierre K/ 35- Washington S/	01:14	5-0	5	4.0541	1	1	0	0	1.7361
3- Cambridge J/ 5- Allen R/ 11- Oliver J/ 12- Pierre K/ 13- Pissott J/	00:55	0-2	-2	0.0000	1	0	0	0	0.0000
2- Brown J/ 5- Allen R/ 12- Pierre K/ 14- Mitchell A/ 21- LaChance B/	00:53	1-2	-1	1.1215	0	0	0	0	1.1364
3- Cambridge J/ 11- Oliver J/ 12- Pierre K/ 13- Pissott J/ 21- LaChance B/	00:53	0-0	0	0.0000	0	1	0	0	0.0000
3- Cambridge J/ 5- Allen R/ 11- Oliver J/ 24- Makurat A/ 35- Washington S/	00:50	0-0	0	0.0000	1	0	0	0	0.0000
5- Allen R/ 11- Oliver J/ 12- Pierre K/ 14- Mitchell A/ 21- LaChance B/	00:42	1-0	1	1.4118	0	1	1	0	0.6944
3- Cambridge J/ 5- Allen R/ 11- Oliver J/ 13- Pissott J/ 35- Washington S/	00:35	0-3	-3	0.0000	0	1	0	0	0.0000
11- Oliver J/ 13- Pissott J/ 21- LaChance B/ 23- Moore I/ 35- Washington S/	00:26	1-0	1	2.3077	1	0	0	0	1.1364
3- Cambridge J/ 12- Pierre K/ 13- Pissott J/ 24- Makurat A/ 35- Washington S/	00:15	0-1	-1	0.0000	0	0	0	0	0.0000
3- Cambridge J/ 12- Pierre K/ 21- LaChance B/ 24- Makurat A/ 35- Washington S/	00:00	0-0	0	NaN	0	0	0	0	0.0000